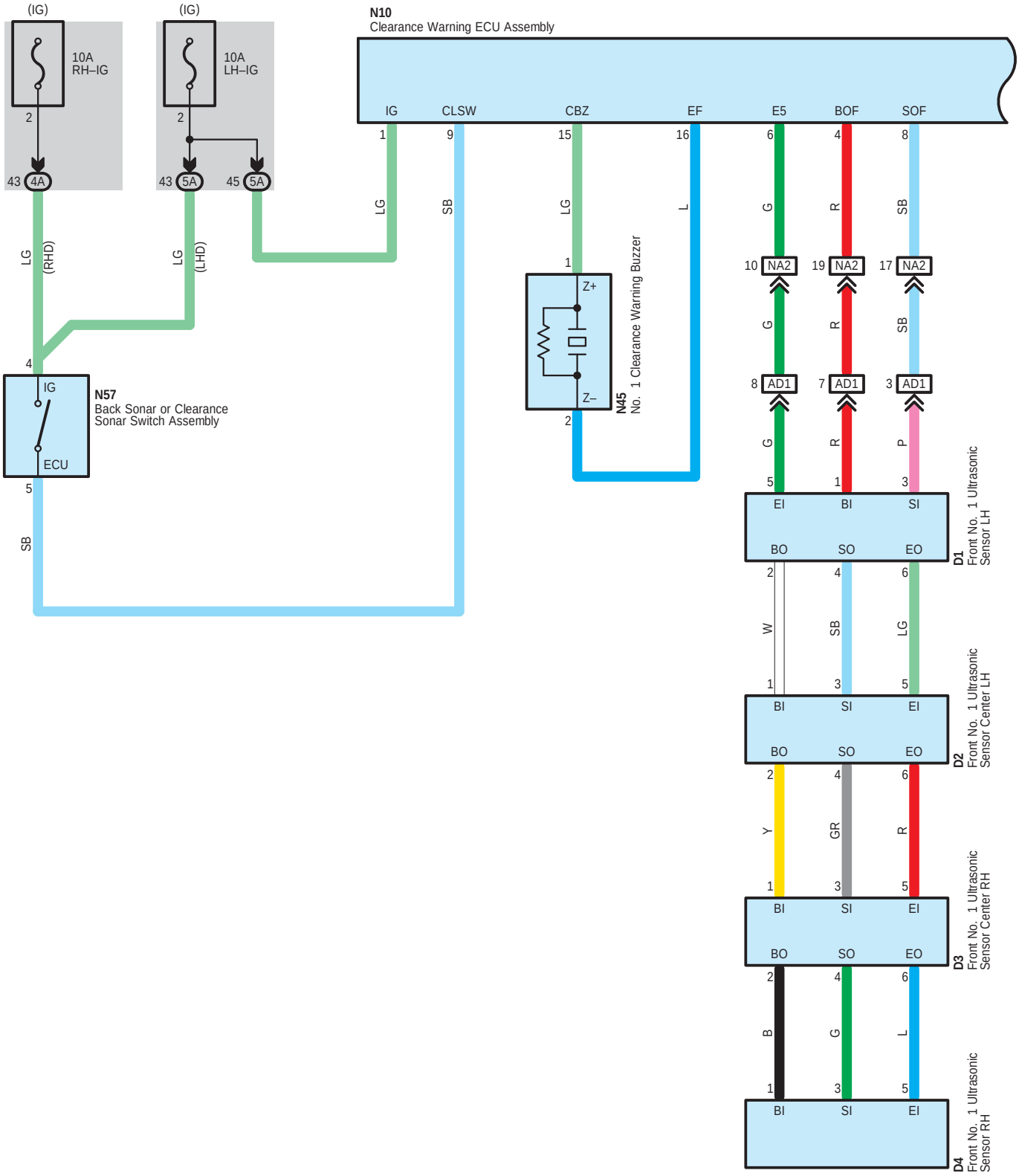
(IG)
10A
RH–IG
2
43 4A
(IG)
10A
LH–IG
2
43 5A
45 5A
N10
Clearance Warning ECU Assembly
IG
CLSW
CBZ
EF
E5
BOF
SOF
1
9
15
16
6
4
8
LG
SB
LG
L
G
R
SB
LG (RHD)
LG (LHD)
10 NA2
19 NA2
17 NA2
G
R
SB
4
IG
ECU
N57
Back Sonar or Clearance
Sonar Switch Assembly
5
SB
1
Z+
Z–
2
N45
No. 1 Clearance Warning Buzzer
8 AD1
7 AD1
3 AD1
G
R
P
5
1
3
EI
BI
SI
BO
SO
EO
D1
Front No. 1 Ultrasonic
Sensor LH
2
4
6
W
SB
LG
1
3
5
BI
SI
EI
BO
SO
EO
D2
Front No. 1 Ultrasonic
Sensor Center LH
2
4
6
Y
GR
R
1
3
5
BI
SI
EI
BO
SO
EO
D3
Front No. 1 Ultrasonic
Sensor Center RH
2
4
6
B
G
L
1
3
5
BI
SI
EI
D4
Front No. 1 Ultrasonic
Sensor RH

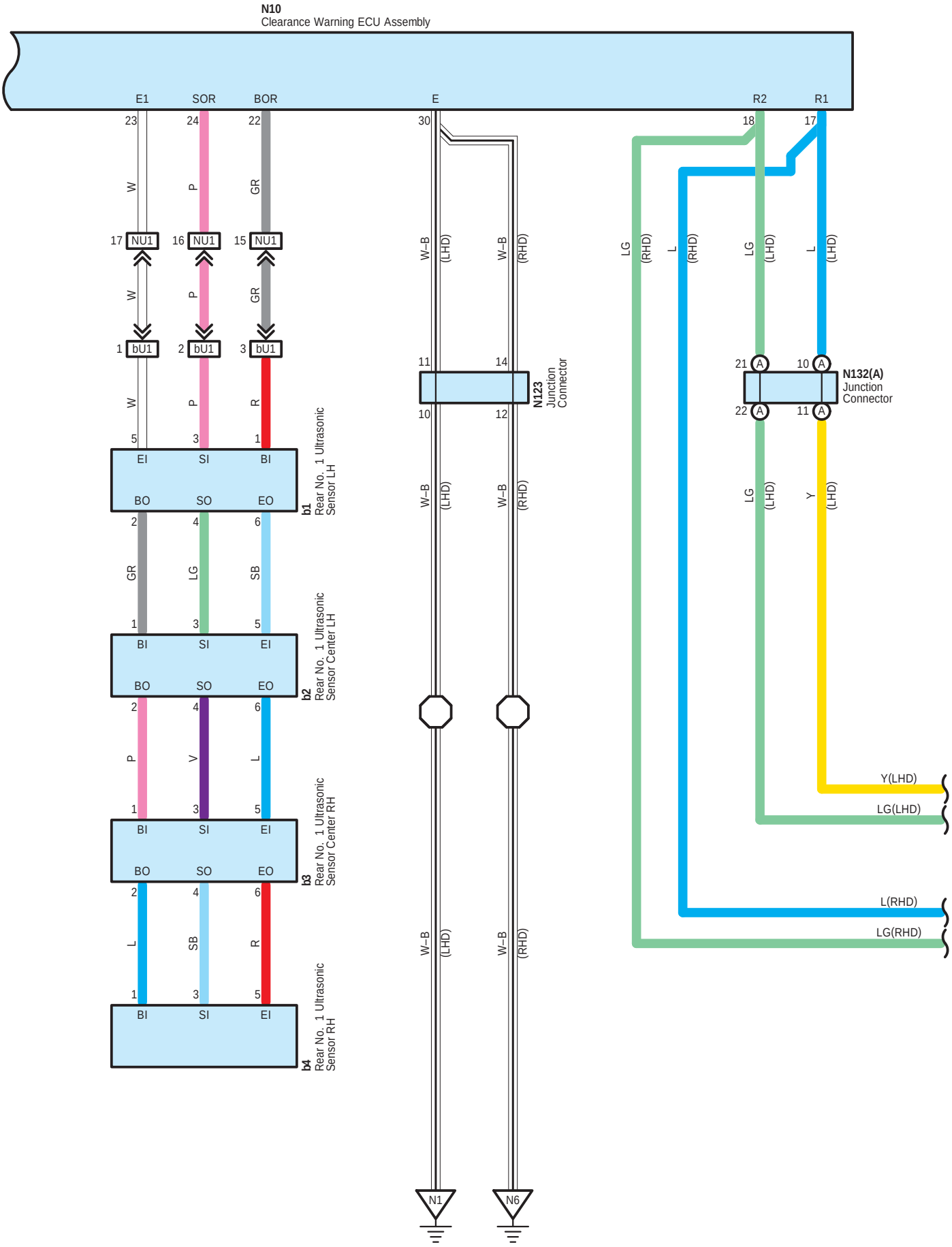
N10
Clearance Warning ECU Assembly
E1
SOR
BOR
E
R2
R1
NU1
bU1
b1
Rear No. 1 Ultrasonic Sensor LH
b2
Rear No. 1 Ultrasonic Sensor Center LH
b3
Rear No. 1 Ultrasonic Sensor Center RH
b4
Rear No. 1 Ultrasonic Sensor RH
N123
Junction Connector
N132(A)
Junction Connector
Y(LHD)
LG(LHD)
L(RHD)
LG(RHD)
N1
N6

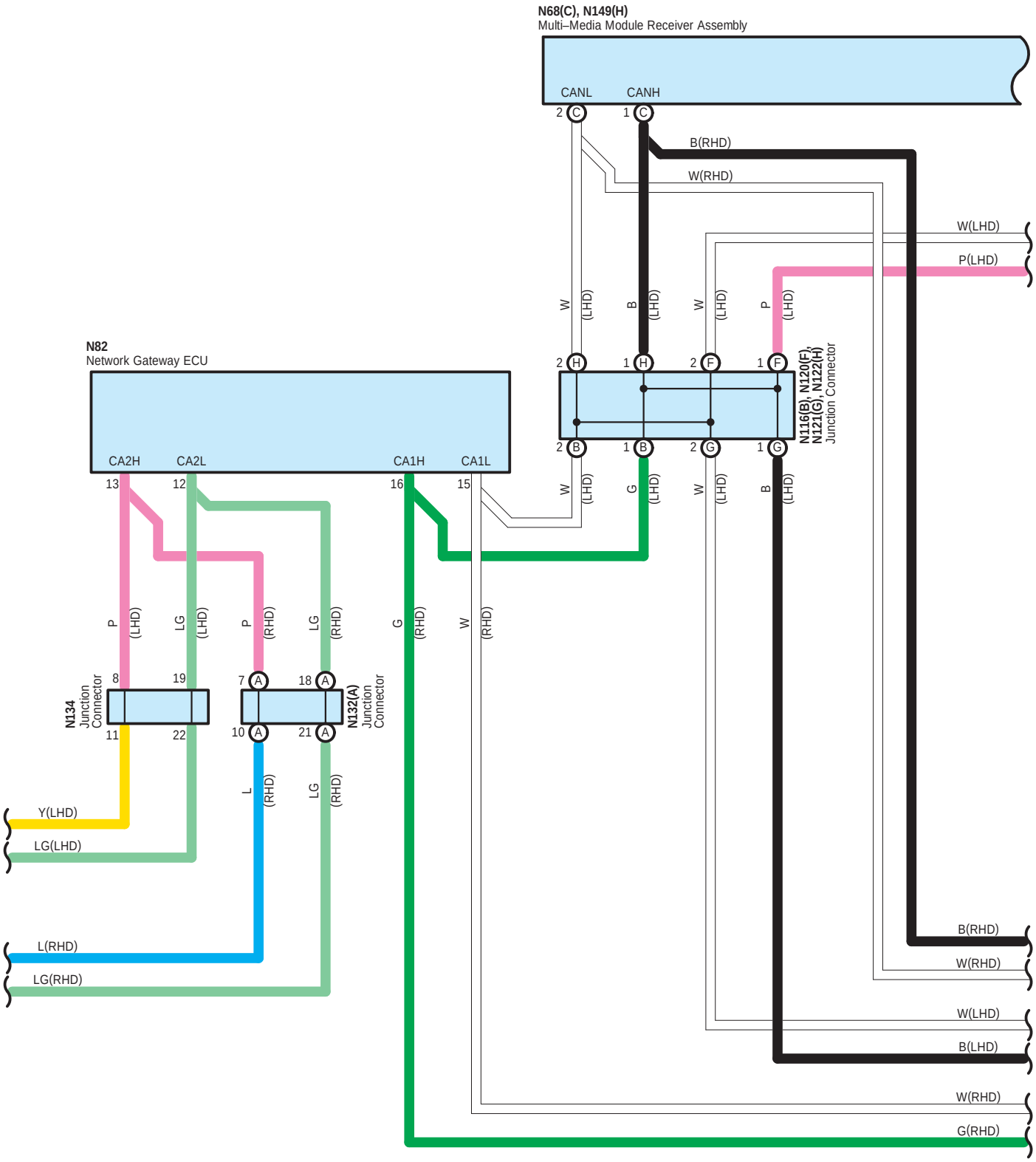
N68(C), N149(H)
Multi–Media Module Receiver Assembly
CANL
CANH
B(RHD)
W(RHD)
W(LHD)
P(LHD)
N116(B), N120(F),
N121(G), N122(H)
Junction Connector
N82
Network Gateway ECU
CA2H
CA2L
CA1H
CA1L
N134
Junction
Connector
N132(A)
Junction
Connector
Y(LHD)
LG(LHD)
L(RHD)
LG(RHD)
B(RHD)
W(RHD)
W(LHD)
B(LHD)
W(RHD)
G(RHD)

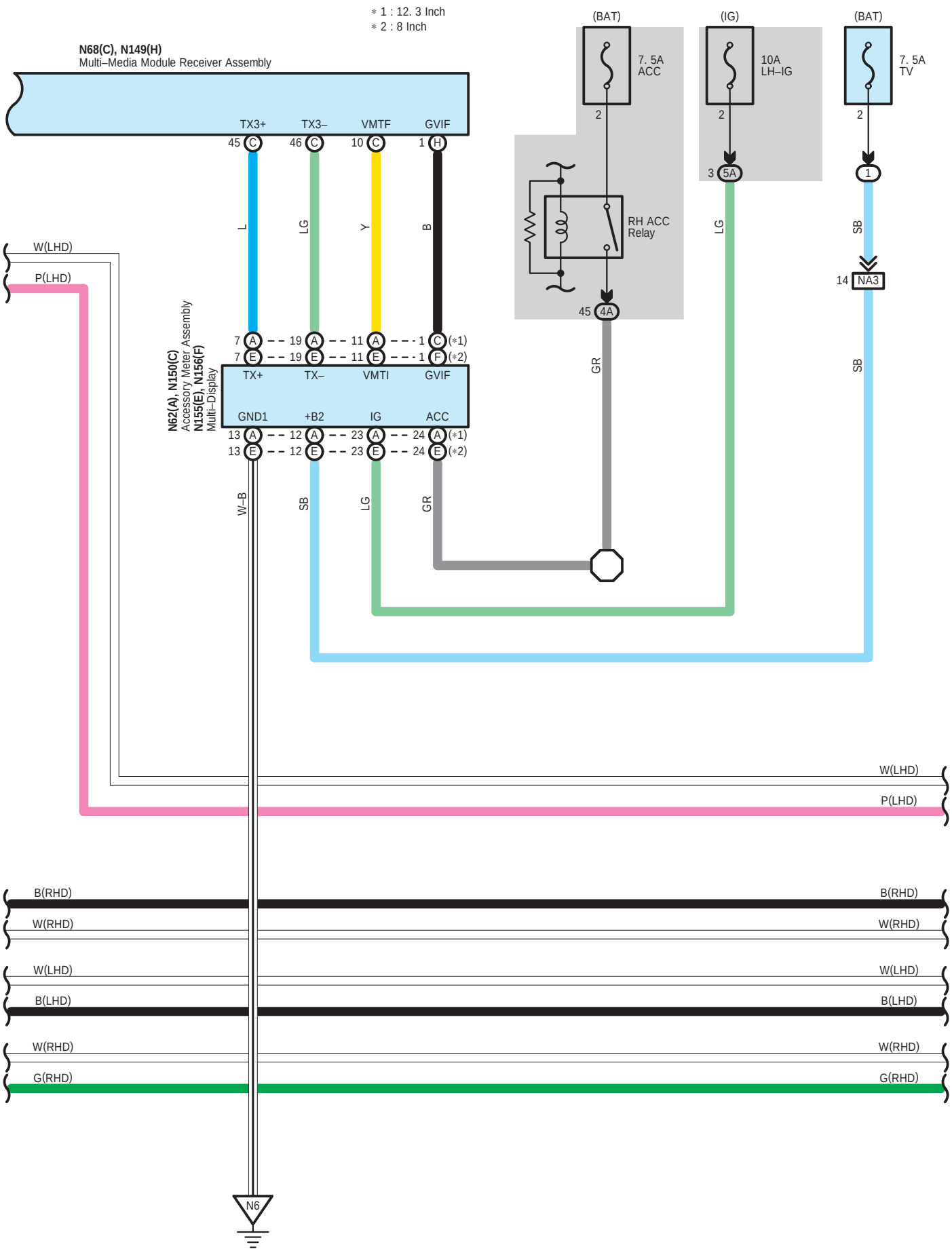
∗ 1 : 12. 3 Inch
∗ 2 : 8 Inch
N68(C), N149(H)
Multi–Media Module Receiver Assembly
TX3+
TX3–
VMTF
GVIF
45 C
46 C
10 C
1 H
L
LG
Y
B
(BAT)
7. 5A
ACC
2
RH ACC
Relay
45 4A
GR
(IG)
10A
LH–IG
2
3 5A
LG
(BAT)
7. 5A
TV
2
1
SB
14 NA3
SB
W(LHD)
P(LHD)
N62(A), N150(C)
Accessory Meter Assembly
N155(E), N156(F)
Multi–Display
7 A
7 E
19 A
19 E
11 A
11 E
1 C (∗1)
1 F (∗2)
TX+
TX–
VMTI
GVIF
GND1
+B2
IG
ACC
13 A
13 E
12 A
12 E
23 A
23 E
24 A (∗1)
24 E (∗2)
W–B
SB
LG
GR
W(LHD)
P(LHD)
B(RHD)
W(RHD)
W(LHD)
B(LHD)
W(RHD)
G(RHD)
N6

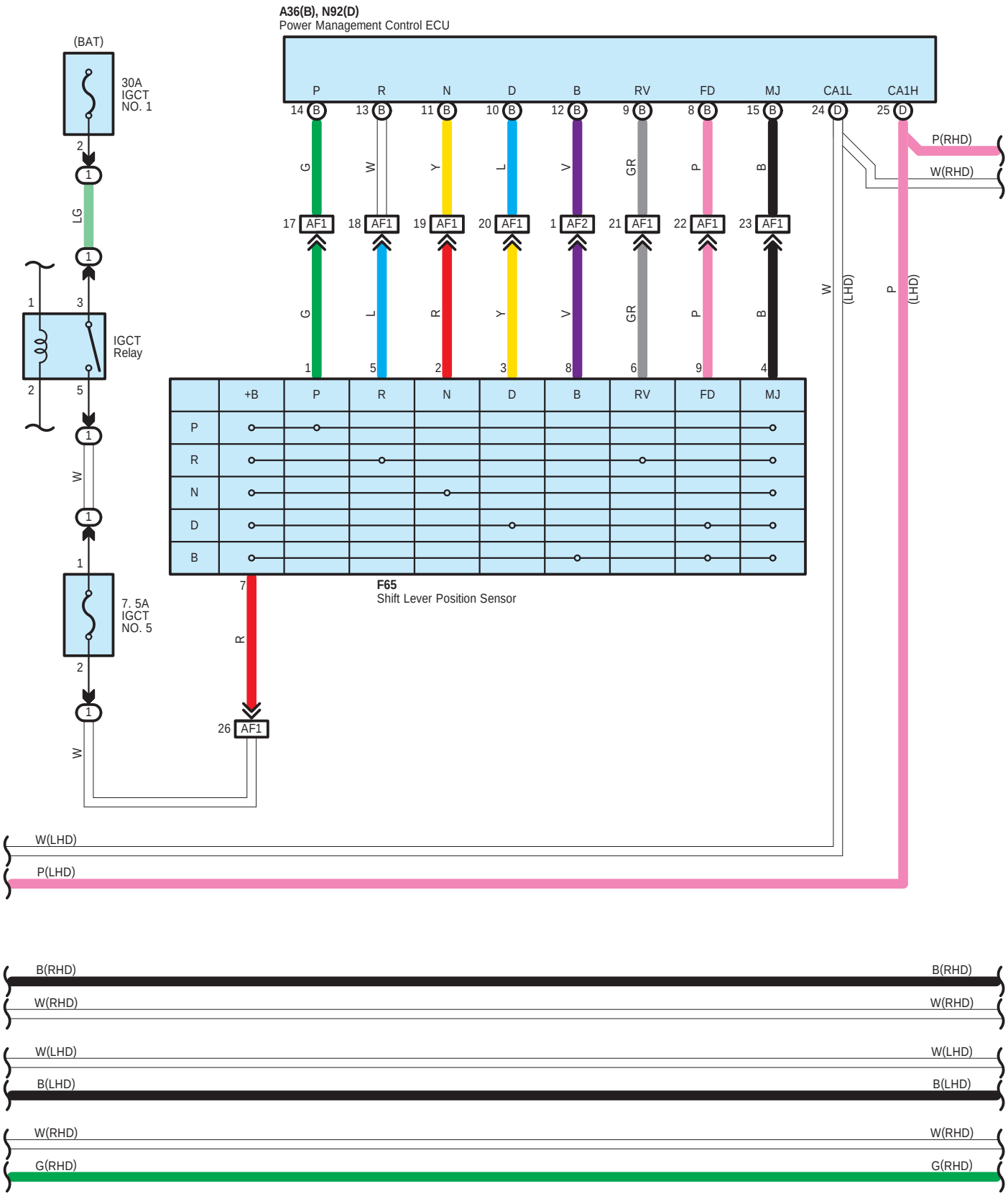
A36(B), N92(D)
Power Management Control ECU
(BAT)
30A
IGCT
NO. 1
IGCT
Relay
7. 5A
IGCT
NO. 5
P
R
N
D
B
RV
FD
MJ
CA1L
CA1H
AF1
AF2
F65
Shift Lever Position Sensor
+B
P(RHD)
W(RHD)
W(LHD)
P(LHD)
B(RHD)
B(LHD)
G(RHD)

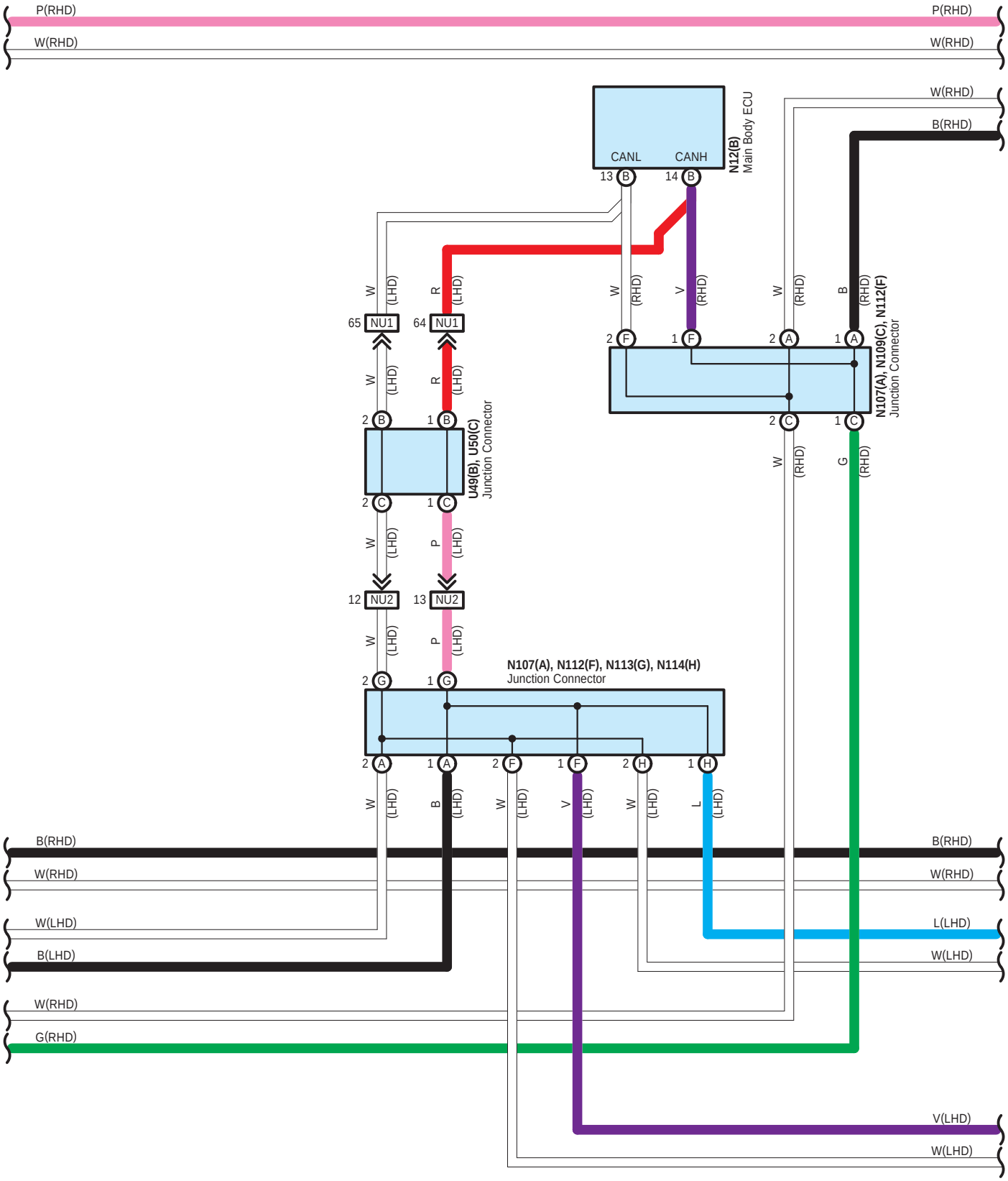
P(RHD)
W(RHD)
CANL
CANH
13 B
14 B
N12(B)
Main Body ECU
W(RHD)
B(RHD)
W (LHD)
R (LHD)
W (RHD)
V (RHD)
W (RHD)
B (RHD)
65 NU1
64 NU1
2 F
1 F
2 A
1 A
N107(A), N109(C), N112(F)
Junction Connector
W (LHD)
R (LHD)
2 B
1 B
U49(B), U50(C)
Junction Connector
2 C
1 C
2 C
1 C
W (RHD)
G (RHD)
W (LHD)
P (LHD)
12 NU2
13 NU2
W (LHD)
P (LHD)
N107(A), N112(F), N113(G), N114(H)
Junction Connector
2 G
1 G
2 A
1 A
2 F
1 F
2 H
1 H
W (LHD)
B (LHD)
W (LHD)
V (LHD)
W (LHD)
L (LHD)
B(RHD)
W(RHD)
W(LHD)
B(LHD)
W(RHD)
G(RHD)
B(RHD)
W(RHD)
L(LHD)
W(LHD)
V(LHD)
W(LHD)

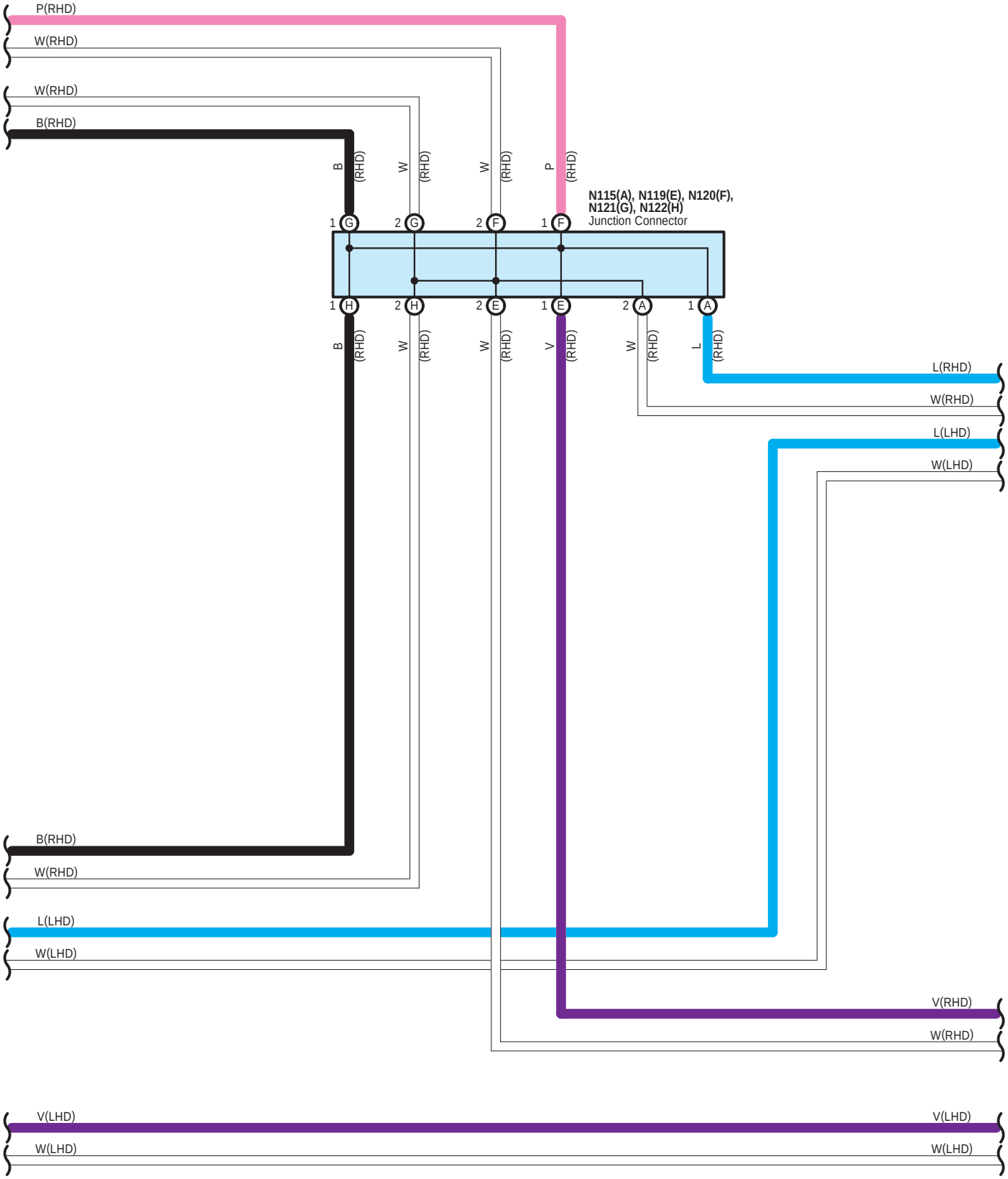
P(RHD)
W(RHD)
W(RHD)
B(RHD)
B (RHD)
W (RHD)
W (RHD)
P (RHD)
N115(A), N119(E), N120(F),
N121(G), N122(H)
Junction Connector
1 G
2 G
2 F
1 F
1 H
2 H
2 E
1 E
2 A
1 A
B (RHD)
W (RHD)
W (RHD)
V (RHD)
W (RHD)
L (RHD)
L(RHD)
W(RHD)
L(LHD)
W(LHD)
B(RHD)
W(RHD)
L(LHD)
W(LHD)
V(RHD)
W(RHD)
V(LHD)
W(LHD)
V(LHD)
W(LHD)

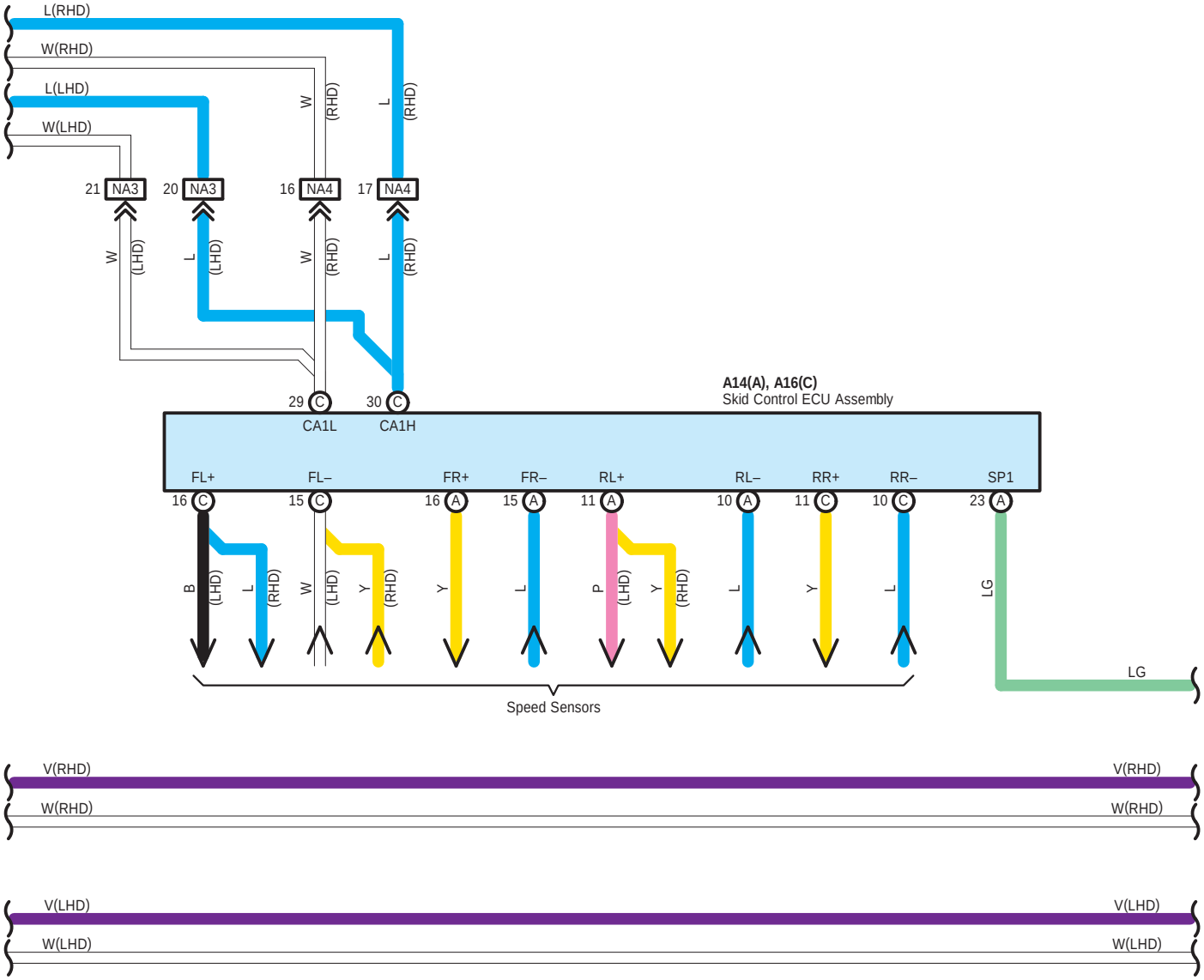
L(RHD)
W(RHD)
L(LHD)
W(LHD)
21 NA3
20 NA3
16 NA4
17 NA4
W (LHD)
L (LHD)
W (RHD)
L (RHD)
W (RHD)
L (RHD)
29 C
30 C
CA1L
CA1H
A14(A), A16(C)
Skid Control ECU Assembly
FL+
FL–
FR+
FR–
RL+
RL–
RR+
RR–
SP1
16 C
15 C
16 A
15 A
11 A
10 A
11 C
10 C
23 A
B (LHD)
L (RHD)
W (LHD)
Y (RHD)
Y
L
P (LHD)
Y (RHD)
L
Y
L
LG
LG
Speed Sensors
V(RHD)
W(RHD)
V(RHD)
W(RHD)
V(LHD)
W(LHD)
V(LHD)
W(LHD)

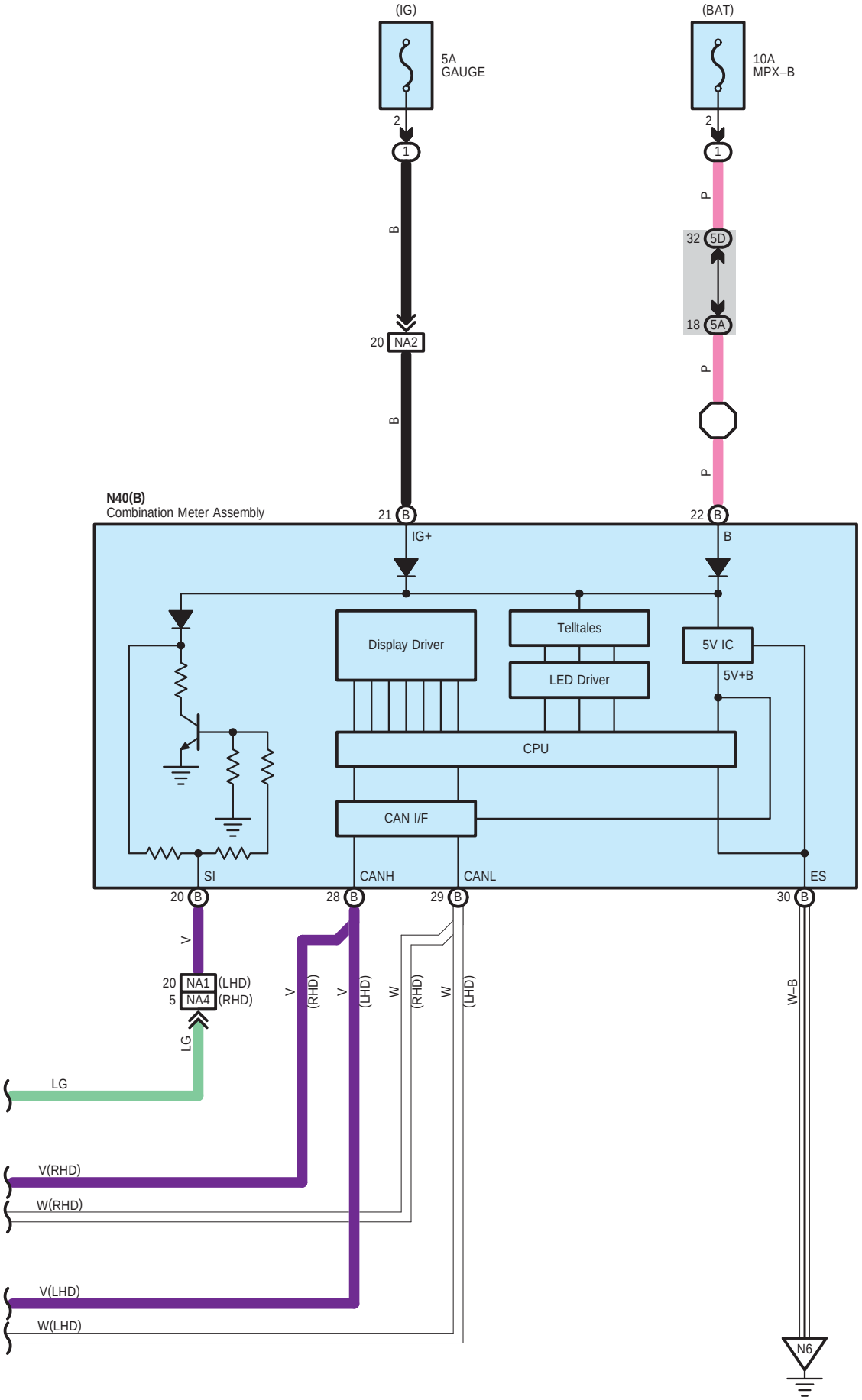
(IG)
5A
GAUGE
(BAT)
10A
MPX–B
2
1
B
20 NA2
B
P
32 5D
18 5A
P
P
N40(B)
Combination Meter Assembly
21 B
IG+
22 B
B
Display Driver
Telltales
LED Driver
5V IC
5V+B
CPU
CAN I/F
SI
CANH
CANL
ES
20 B
28 B
29 B
30 B
V
20 NA1 (LHD)
5 NA4 (RHD)
LG
V (RHD)
V (LHD)
W (RHD)
W (LHD)
W–B
LG
V(RHD)
W(RHD)
V(LHD)
W(LHD)
N6

A 14
Black

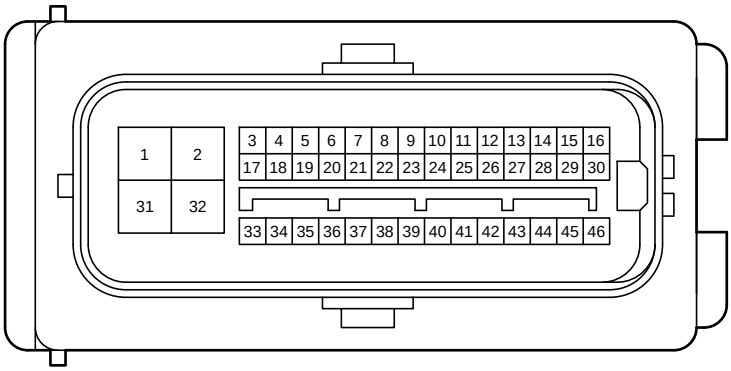

A 16
Gray

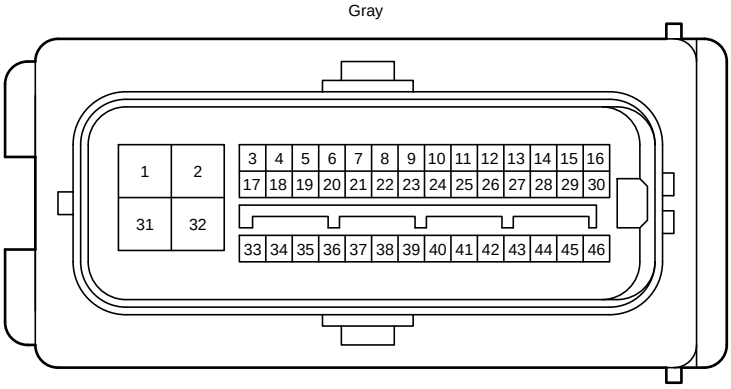

A 36
Gray

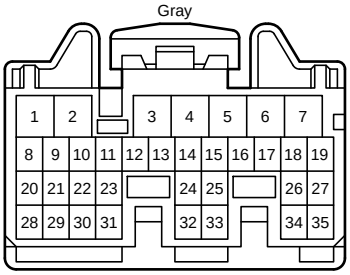

D 1
Black



D 2
Black



D 3
Black



D 4
Black



F 65
Gray

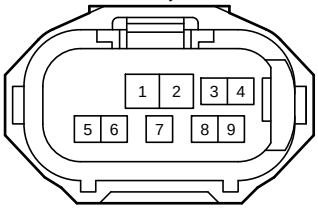

N 10
Black

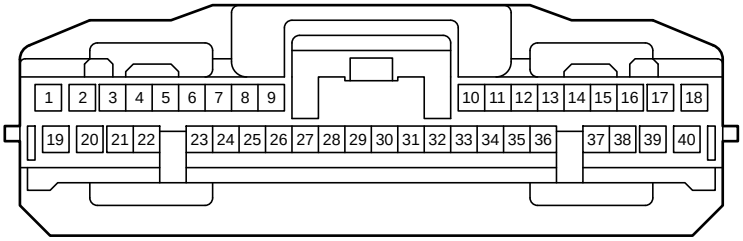

N 12
White

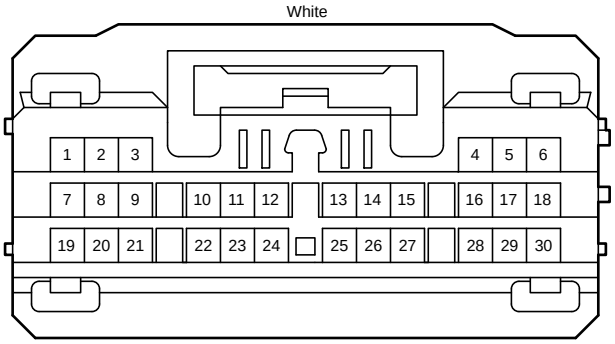

N 40
Black

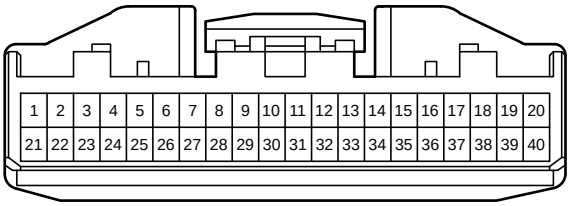

N 45
Black

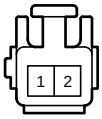

N 57
White

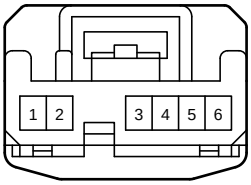

N 62
Black

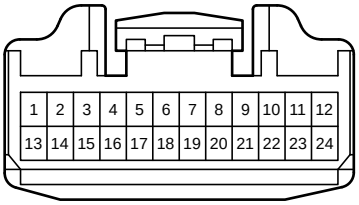

N 68
White

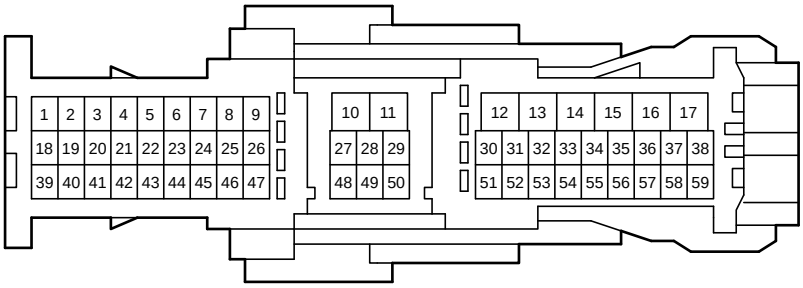

N 82
White

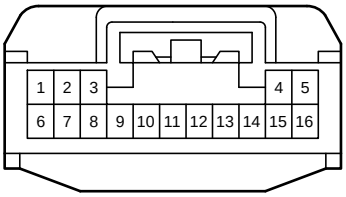

N 92
Gray

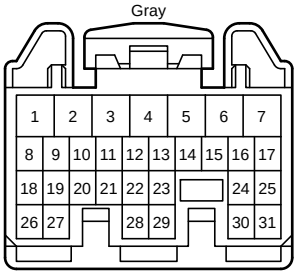

N107
White

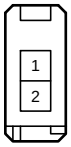

N109
White

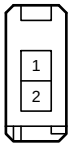

N112
White

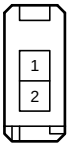

N113
White

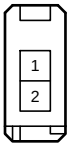

N114
White

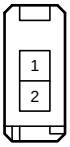

N115
White

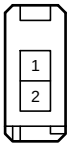

N116
White

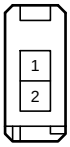

N119
White

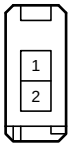

N120
White

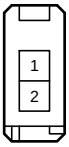

N121
White

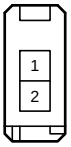

N122
White

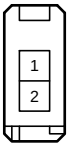

N123
Blue

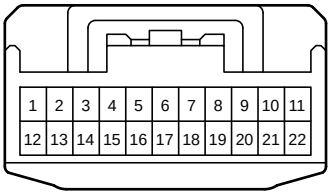

N132
Black

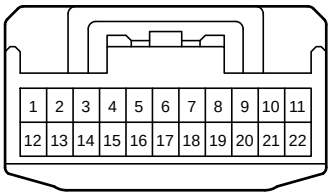

N134
Black

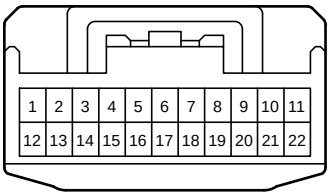

N149
Blue

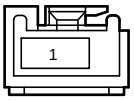

N150
Blue

N155
Black

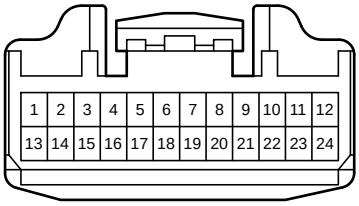

N156
Blue

U 49
White

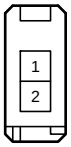

U 50
White

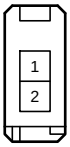

b 1
Black



b 2
Black



b 3
Black



b 4
Black



4A
White

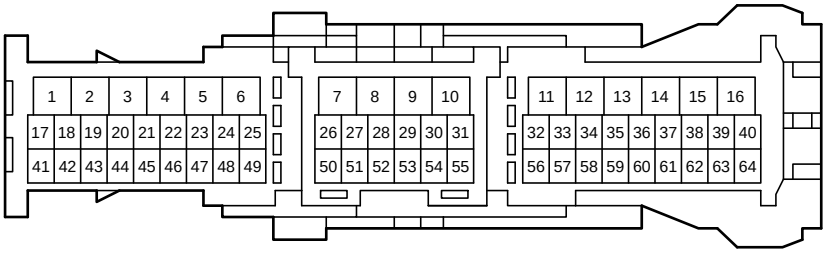

5A
White

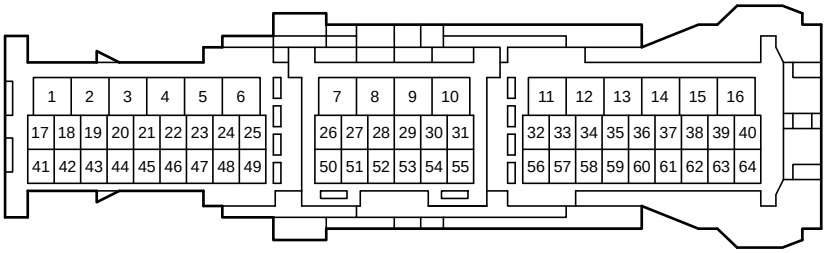

5D
White

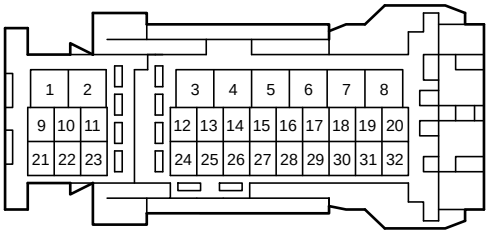

AD1
Black

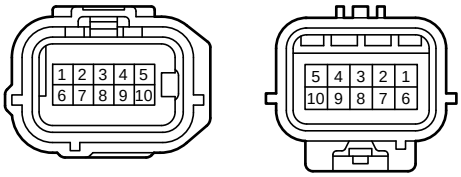

AF1
White

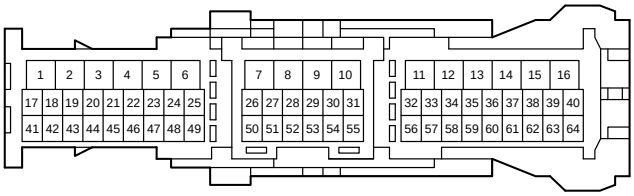

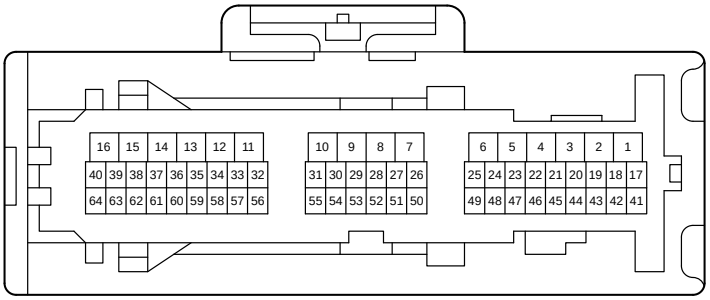

AF2
White

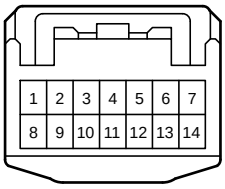

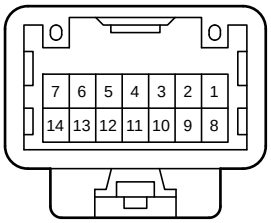

NA1
White

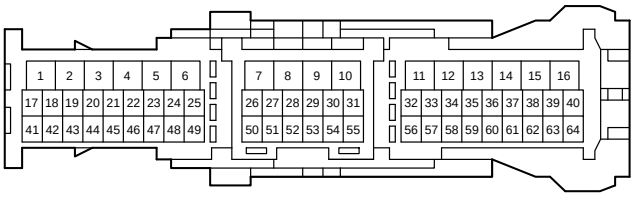

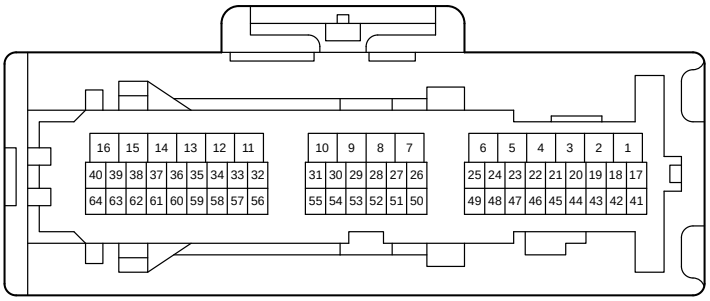

NA2
White

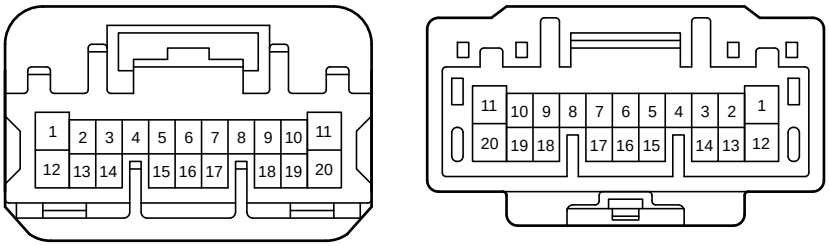

NA3
White

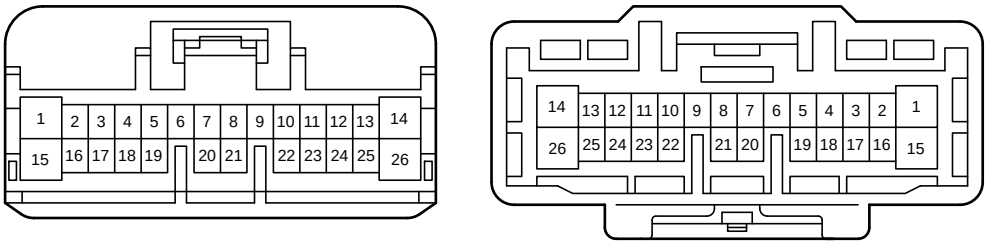

NA4
Gray

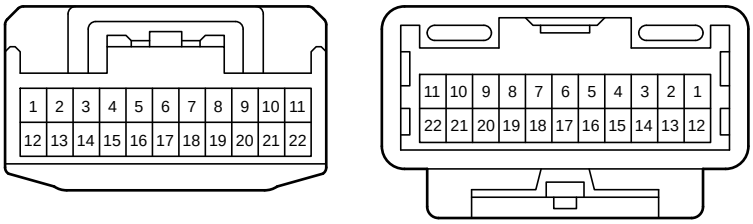

NU1
White

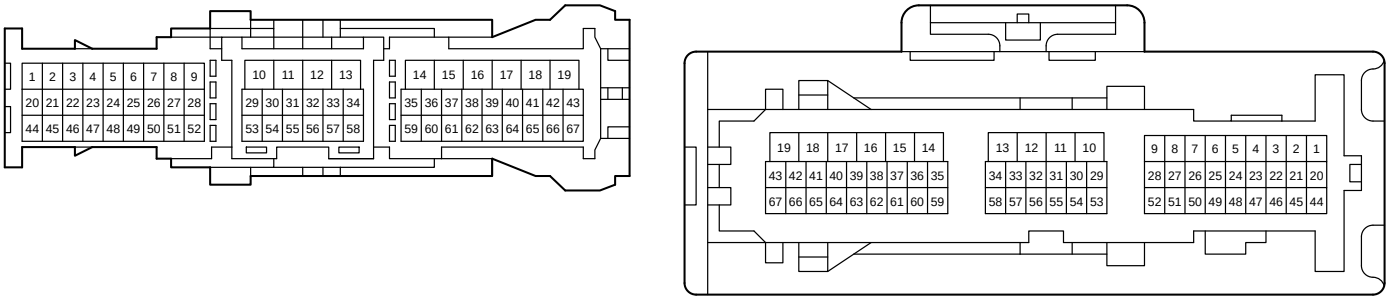

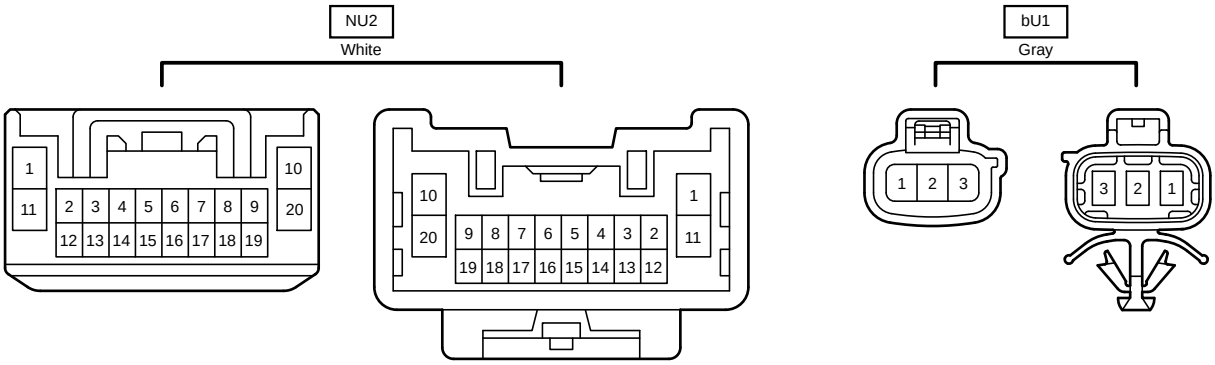
NU2
White
1
10
11
20
2 3 4 5 6 7 8 9
12 13 14 15 16 17 18 19
10
1
20
11
9 8 7 6 5 4 3 2
19 18 17 16 15 14 13 12
bU1
Gray
1 2 3
3 2 1