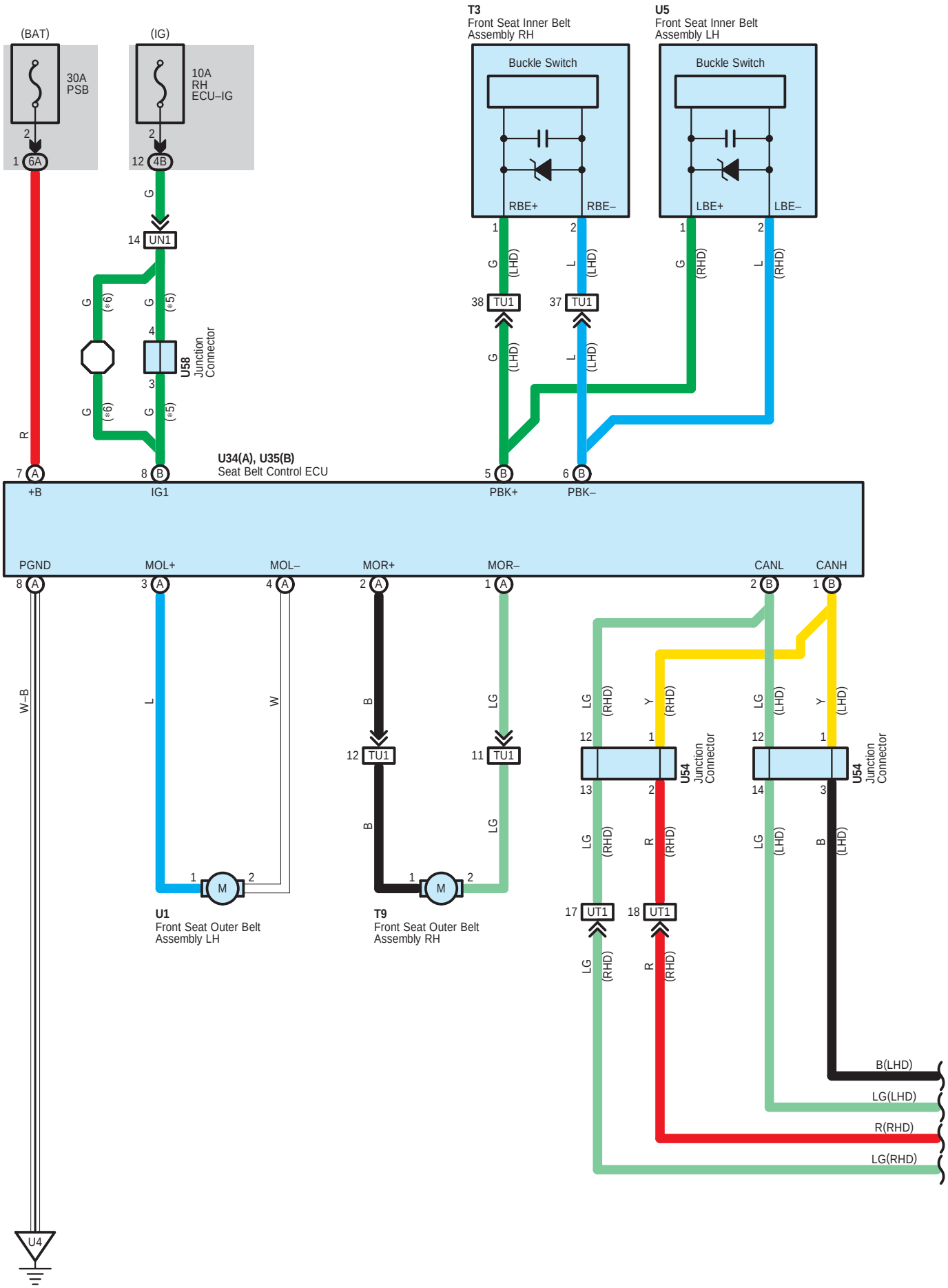
(BAT)
30A
PSB
(IG)
10A
RH
ECU–IG
T3
Front Seat Inner Belt
Assembly RH
U5
Front Seat Inner Belt
Assembly LH
Buckle Switch
RBE+
RBE–
LBE+
LBE–
UN1
TU1
U58
Junction
Connector
U34(A), U35(B)
Seat Belt Control ECU
+B
IG1
PBK+
PBK–
PGND
MOL+
MOL–
MOR+
MOR–
CANL
CANH
U1
Front Seat Outer Belt
Assembly LH
T9
Front Seat Outer Belt
Assembly RH
U54
Junction
Connector
UT1
B(LHD)
LG(LHD)
R(RHD)
LG(RHD)
U4

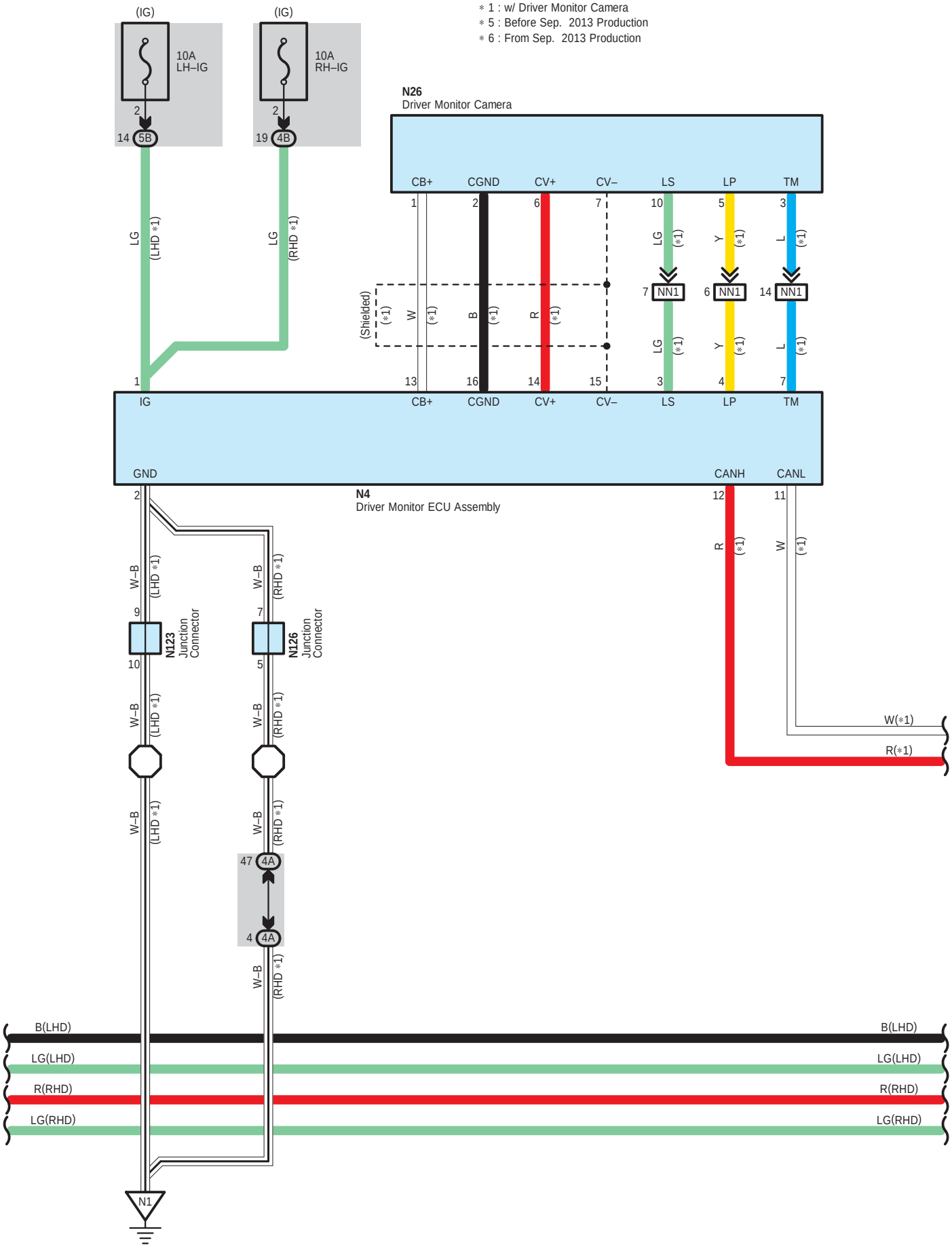
∗ 1 : w/ Driver Monitor Camera
∗ 5 : Before Sep. 2013 Production
∗ 6 : From Sep. 2013 Production
(IG)
10A
LH–IG
(IG)
10A
RH–IG
N26
Driver Monitor Camera
CB+
CGND
CV+
CV–
LS
LP
TM
(Shielded)
NN1
IG
GND
CANH
CANL
N4
Driver Monitor ECU Assembly
N123
Junction
Connector
N126
Junction
Connector
W(∗1)
R(∗1)
B(LHD)
LG(LHD)
R(RHD)
LG(RHD)
N1

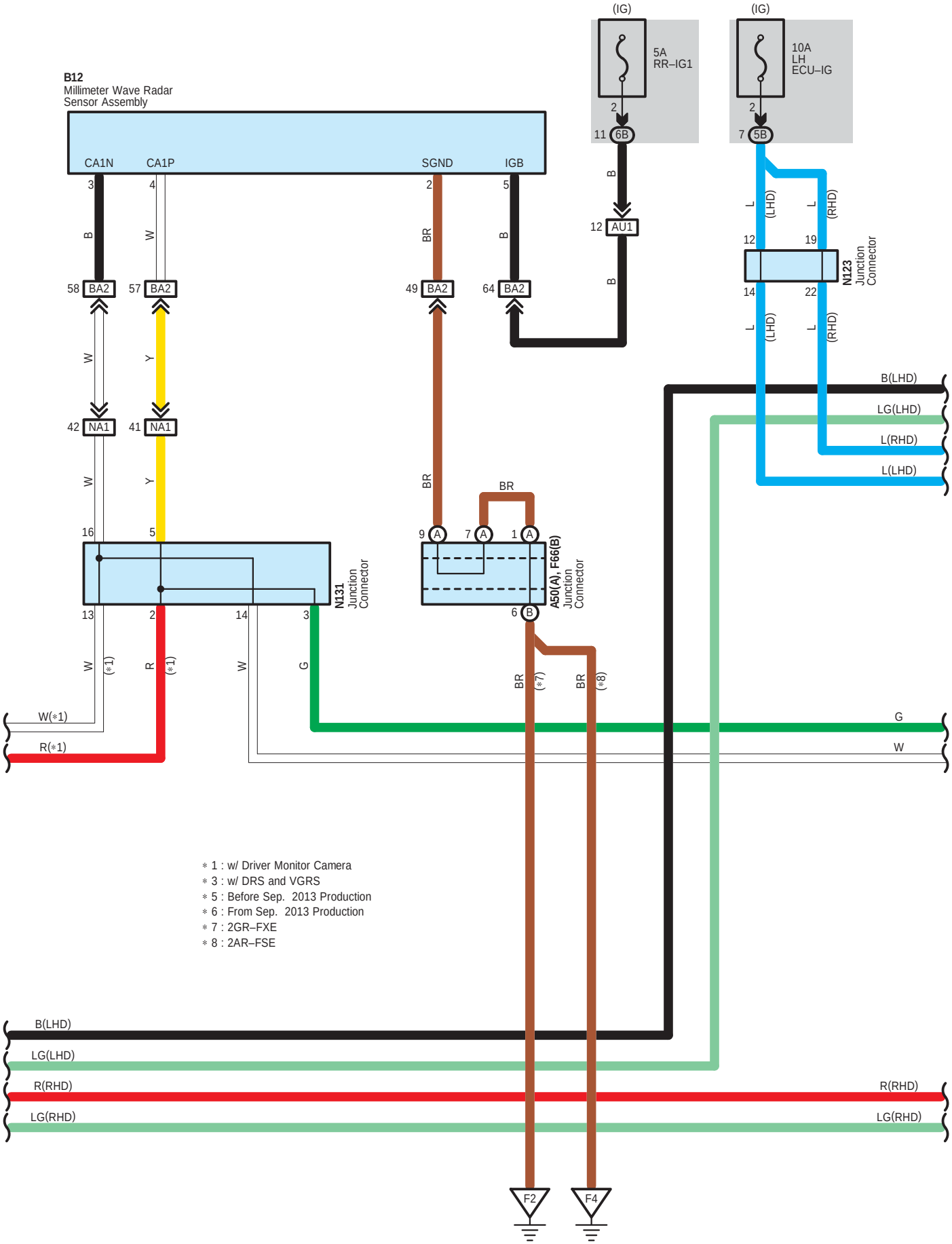
B12
Millimeter Wave Radar
Sensor Assembly
CA1N
CA1P
SGND
IGB
(IG)
5A
RR–IG1
10A
LH
ECU–IG
6B
5B
AU1
BA2
NA1
N123
Junction
Connector
N131
Junction
Connector
A50(A), F66(B)
Junction
Connector
(LHD)
(RHD)
B(LHD)
LG(LHD)
L(RHD)
L(LHD)
W(∗1)
R(∗1)
G
W
R(RHD)
LG(RHD)
F2
F4
∗ 1 : w/ Driver Monitor Camera
∗ 3 : w/ DRS and VGRS
∗ 5 : Before Sep. 2013 Production
∗ 6 : From Sep. 2013 Production
∗ 7 : 2GR–FXE
∗ 8 : 2AR–FSE

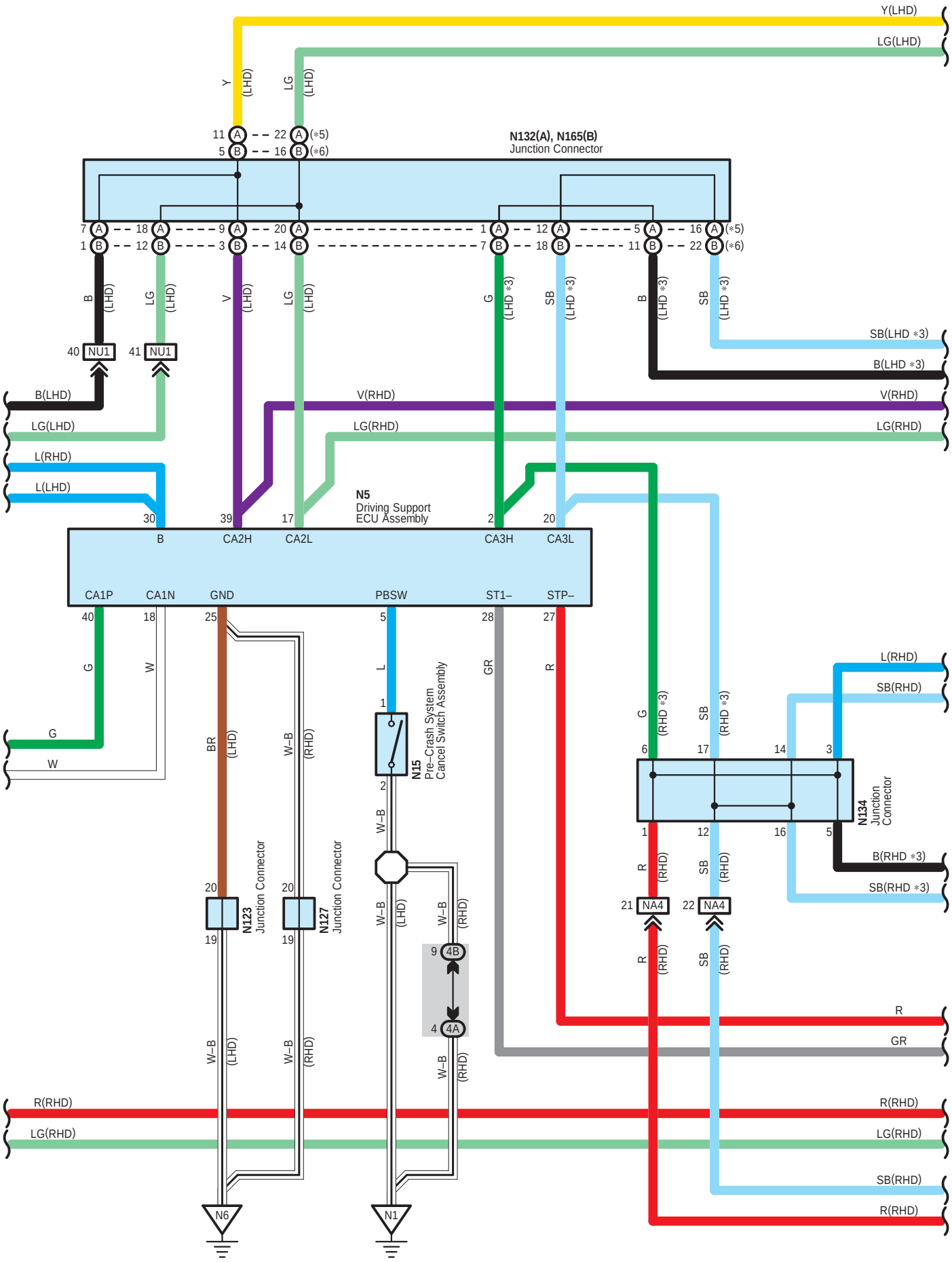
Y(LHD)
LG(LHD)
N132(A), N165(B)
Junction Connector
SB(LHD *3)
B(LHD *3)
B(LHD)
LG(LHD)
L(RHD)
L(LHD)
V(RHD)
LG(RHD)
N5
Driving Support
ECU Assembly
B
CA2H
CA2L
CA3H
CA3L
CA1P
CA1N
GND
PBSW
ST1–
STP–
G
W
N15
Pre–Crash System
Cancel Switch Assembly
N123
Junction Connector
N127
Junction Connector
N134
Junction Connector
L(RHD)
SB(RHD)
B(RHD *3)
SB(RHD *3)
R
GR
R(RHD)
LG(RHD)
SB(RHD)
R(RHD)
N6
N1

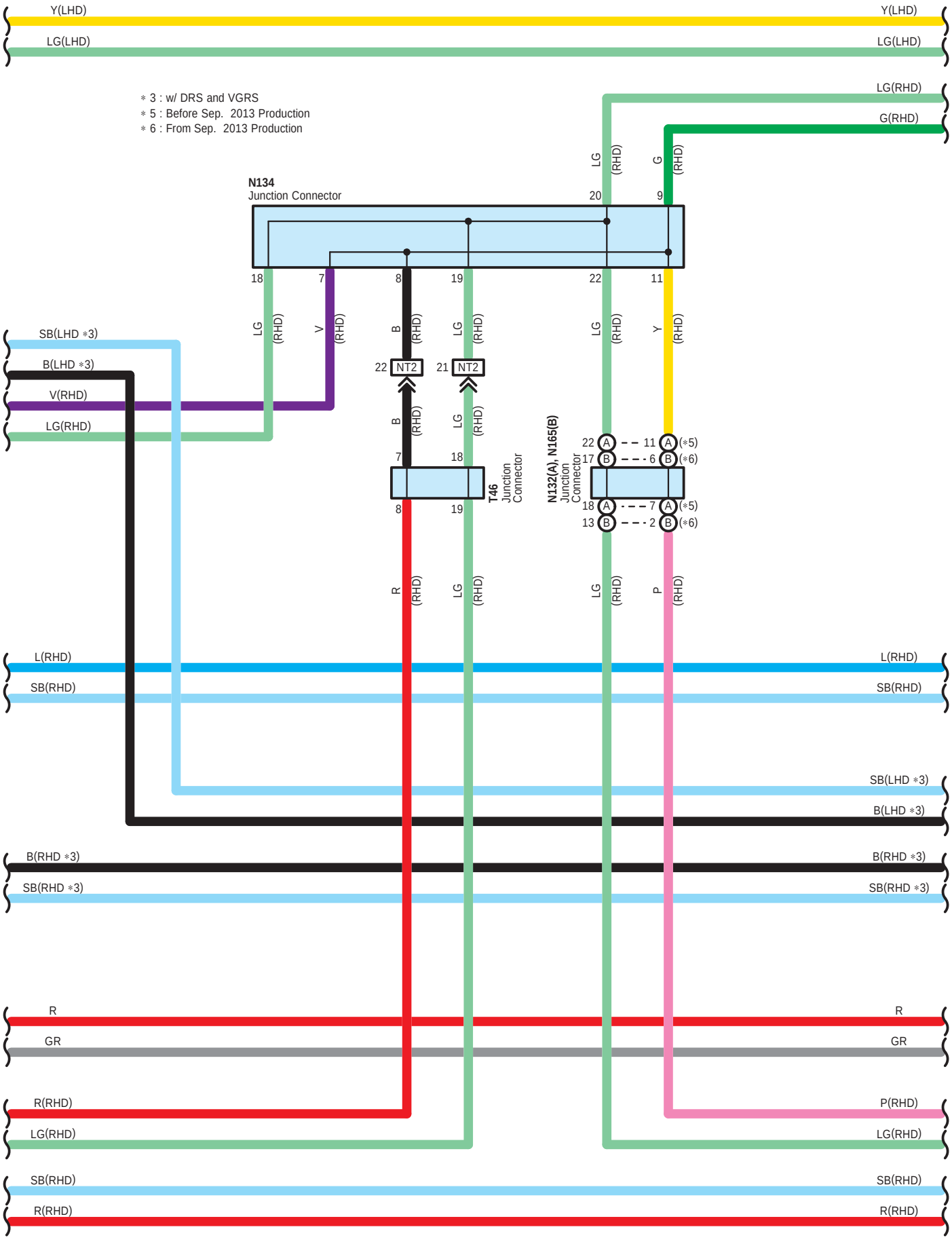
Y(LHD)
LG(LHD)
∗ 3 : w/ DRS and VGRS
∗ 5 : Before Sep. 2013 Production
∗ 6 : From Sep. 2013 Production
LG(RHD)
G(RHD)
N134
Junction Connector
SB(LHD ∗3)
B(LHD ∗3)
V(RHD)
LG(RHD)
NT2
T46
Junction Connector
N132(A), N165(B)
Junction Connector
L(RHD)
SB(RHD)
SB(LHD ∗3)
B(LHD ∗3)
B(RHD ∗3)
SB(RHD ∗3)
R
GR
R(RHD)
LG(RHD)
P(RHD)
SB(RHD)
R(RHD)

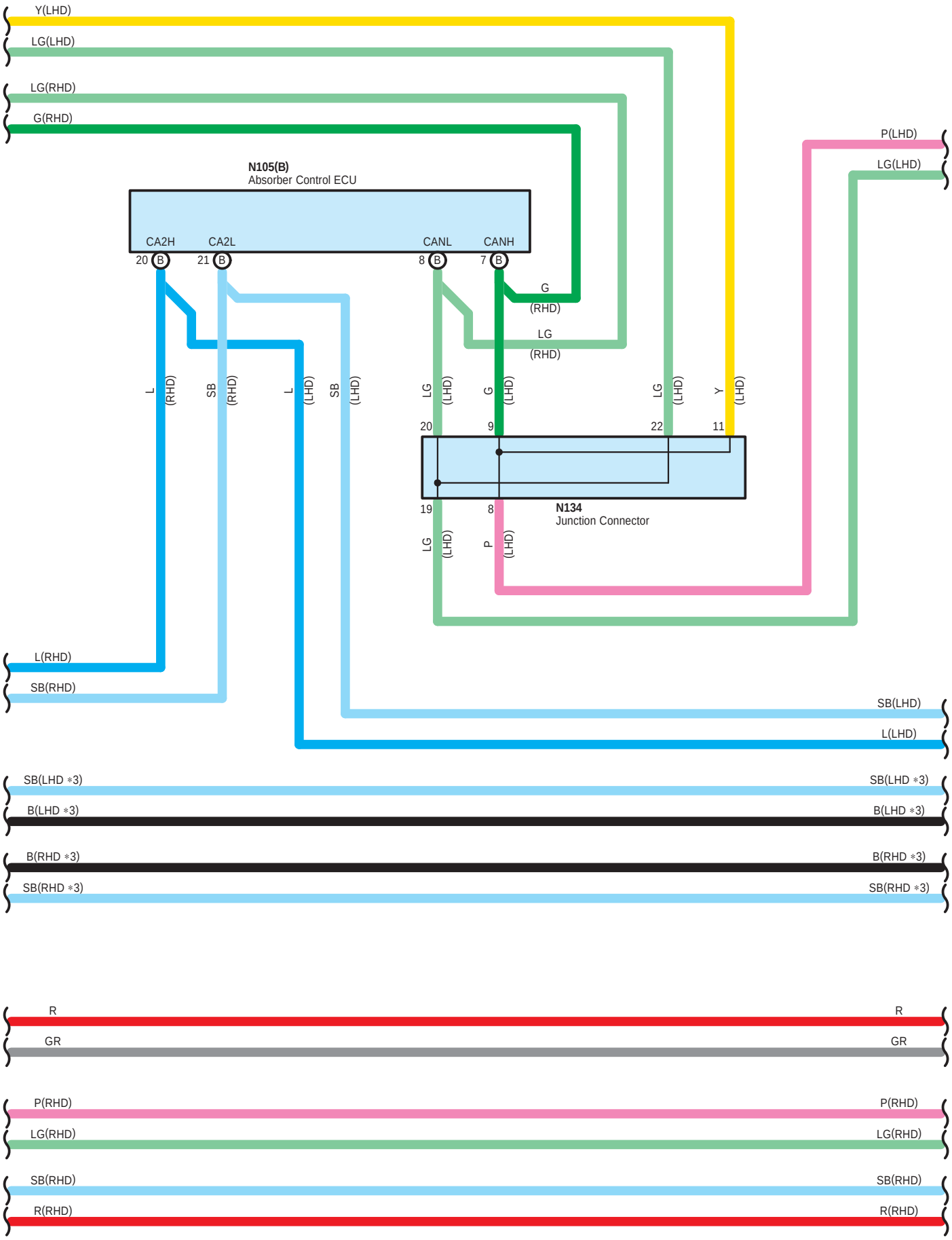
Y(LHD)
LG(LHD)
LG(RHD)
G(RHD)
P(LHD)
LG(LHD)
N105(B)
Absorber Control ECU
CA2H
CA2L
CANL
CANH
20 B
21 B
8 B
7 B
G
(RHD)
LG
(RHD)
L (RHD)
SB (RHD)
L (LHD)
SB (LHD)
LG (LHD)
G (LHD)
LG (LHD)
Y (LHD)
20
9
22
11
19
8
N134
Junction Connector
LG (LHD)
P (LHD)
L(RHD)
SB(RHD)
SB(LHD)
L(LHD)
SB(LHD *3)
SB(LHD *3)
B(LHD *3)
B(LHD *3)
B(RHD *3)
B(RHD *3)
SB(RHD *3)
SB(RHD *3)
R
R
GR
GR
P(RHD)
P(RHD)
LG(RHD)
LG(RHD)
SB(RHD)
SB(RHD)
R(RHD)
R(RHD)

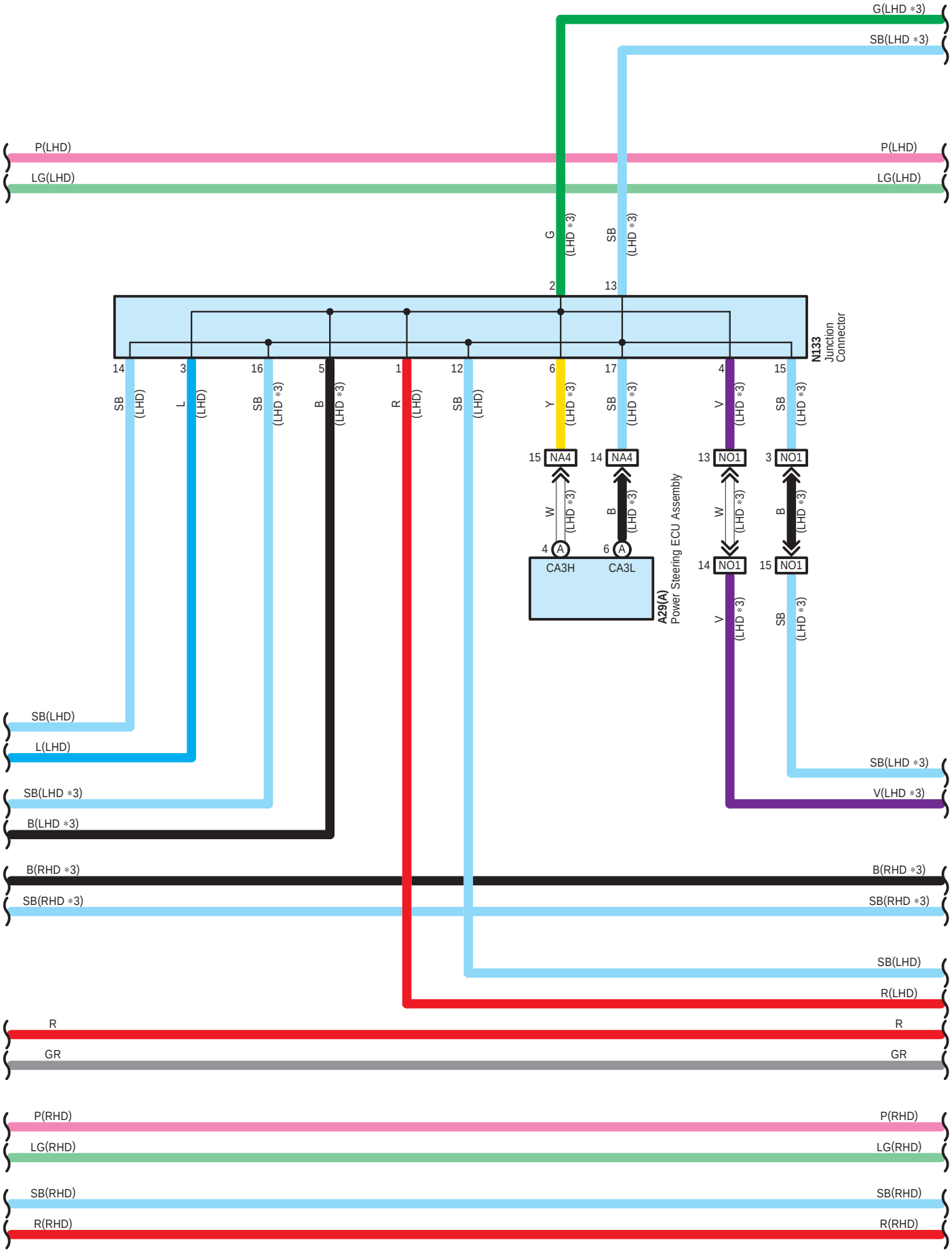
G(LHD *3)
SB(LHD *3)
P(LHD)
LG(LHD)
G (LHD *3)
SB (LHD *3)
2
13
N133
Junction
Connector
14
3
16
5
1
12
6
17
4
15
SB (LHD)
L (LHD)
SB (LHD *3)
B (LHD *3)
R (LHD)
SB (LHD)
Y (LHD *3)
SB (LHD *3)
V (LHD *3)
SB (LHD *3)
15 NA4
14 NA4
13 NO1
3 NO1
W (LHD *3)
B (LHD *3)
W (LHD *3)
B (LHD *3)
4 A
6 A
CA3H
CA3L
A29(A)
Power Steering ECU Assembly
14 NO1
15 NO1
V (LHD *3)
SB (LHD *3)
SB(LHD)
L(LHD)
SB(LHD *3)
B(LHD *3)
SB(LHD *3)
V(LHD *3)
B(RHD *3)
SB(RHD *3)
B(RHD *3)
SB(RHD *3)
SB(LHD)
R(LHD)
R
GR
R
GR
P(RHD)
LG(RHD)
P(RHD)
LG(RHD)
SB(RHD)
R(RHD)
SB(RHD)
R(RHD)

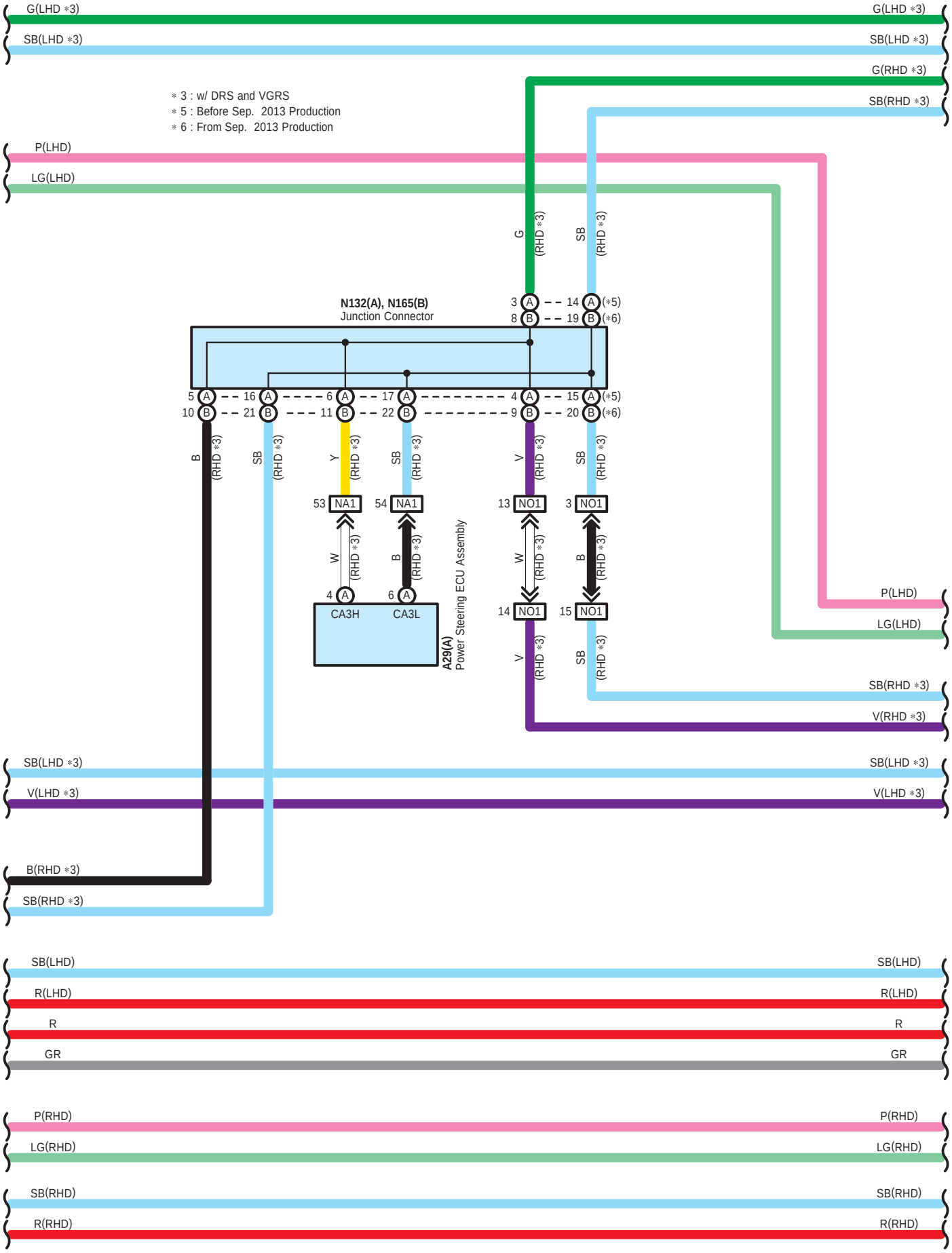
G(LHD ∗3)
SB(LHD ∗3)
G(RHD ∗3)
SB(RHD ∗3)
∗ 3 : w/ DRS and VGRS
∗ 5 : Before Sep. 2013 Production
∗ 6 : From Sep. 2013 Production
P(LHD)
LG(LHD)
G (RHD ∗3)
SB (RHD ∗3)
N132(A), N165(B)
Junction Connector
3 A
8 B
14 A (∗5)
19 B (∗6)
5 A
10 B
16 A
21 B
6 A
11 B
17 A
22 B
4 A
9 B
15 A (∗5)
20 B (∗6)
B (RHD ∗3)
SB (RHD ∗3)
Y (RHD ∗3)
SB (RHD ∗3)
V (RHD ∗3)
SB (RHD ∗3)
53 NA1
54 NA1
13 NO1
3 NO1
W (RHD ∗3)
B (RHD ∗3)
W (RHD ∗3)
B (RHD ∗3)
4 A
6 A
CA3H
CA3L
A29(A)
Power Steering ECU Assembly
14 NO1
15 NO1
V (RHD ∗3)
SB (RHD ∗3)
P(LHD)
LG(LHD)
SB(RHD ∗3)
V(RHD ∗3)
SB(LHD ∗3)
V(LHD ∗3)
B(RHD ∗3)
SB(RHD ∗3)
SB(LHD)
R(LHD)
R
GR
P(RHD)
LG(RHD)
SB(RHD)
R(RHD)

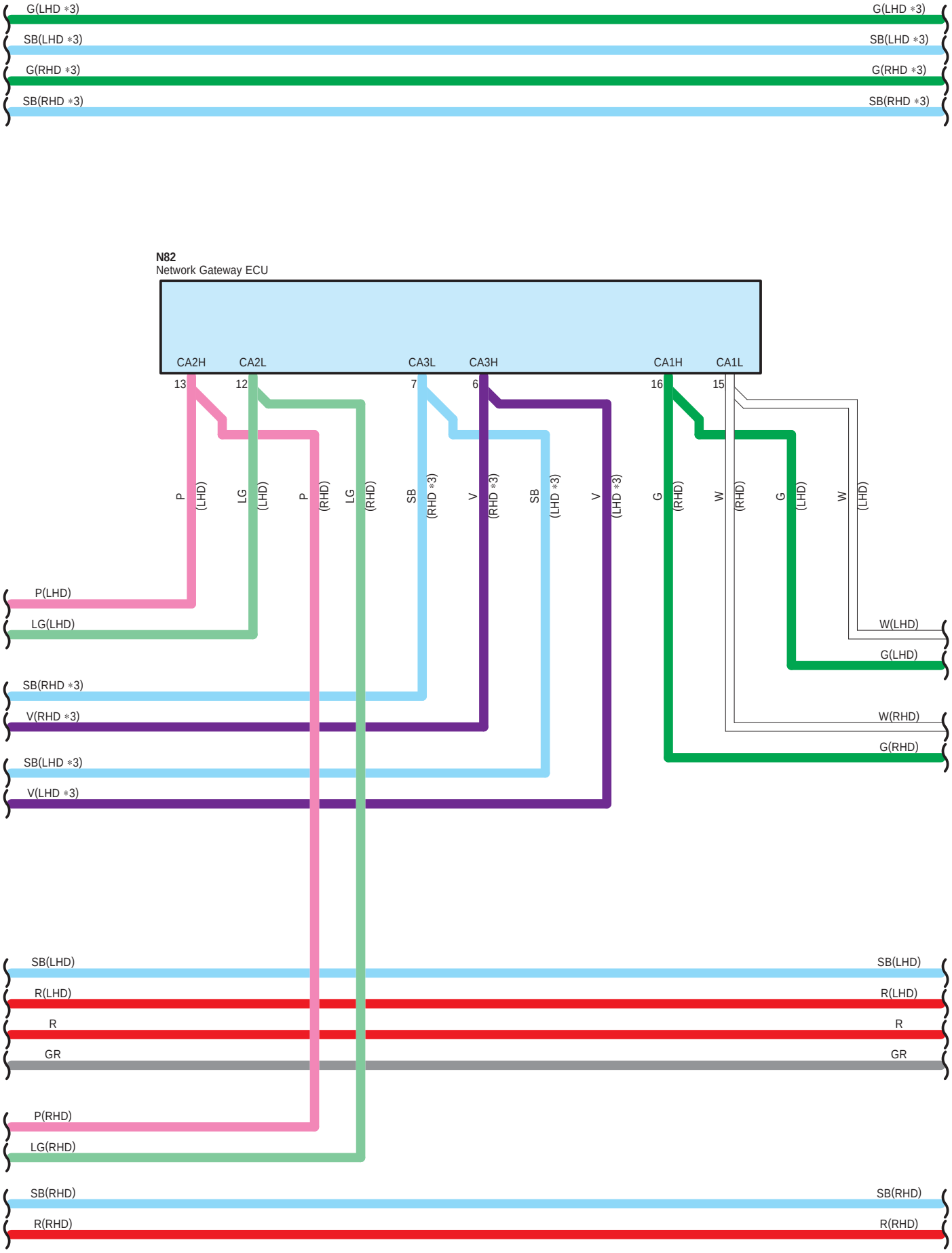
G(LHD *3)
SB(LHD *3)
G(RHD *3)
SB(RHD *3)
N82
Network Gateway ECU
CA2H
CA2L
CA3L
CA3H
CA1H
CA1L
13
12
7
6
16
15
P (LHD)
LG (LHD)
P (RHD)
LG (RHD)
SB (RHD *3)
V (RHD *3)
SB (LHD *3)
V (LHD *3)
G (RHD)
W (RHD)
G (LHD)
W (LHD)
P(LHD)
LG(LHD)
SB(RHD *3)
V(RHD *3)
SB(LHD *3)
V(LHD *3)
W(LHD)
G(LHD)
W(RHD)
G(RHD)
SB(LHD)
R(LHD)
R
GR
P(RHD)
LG(RHD)
SB(RHD)
R(RHD)

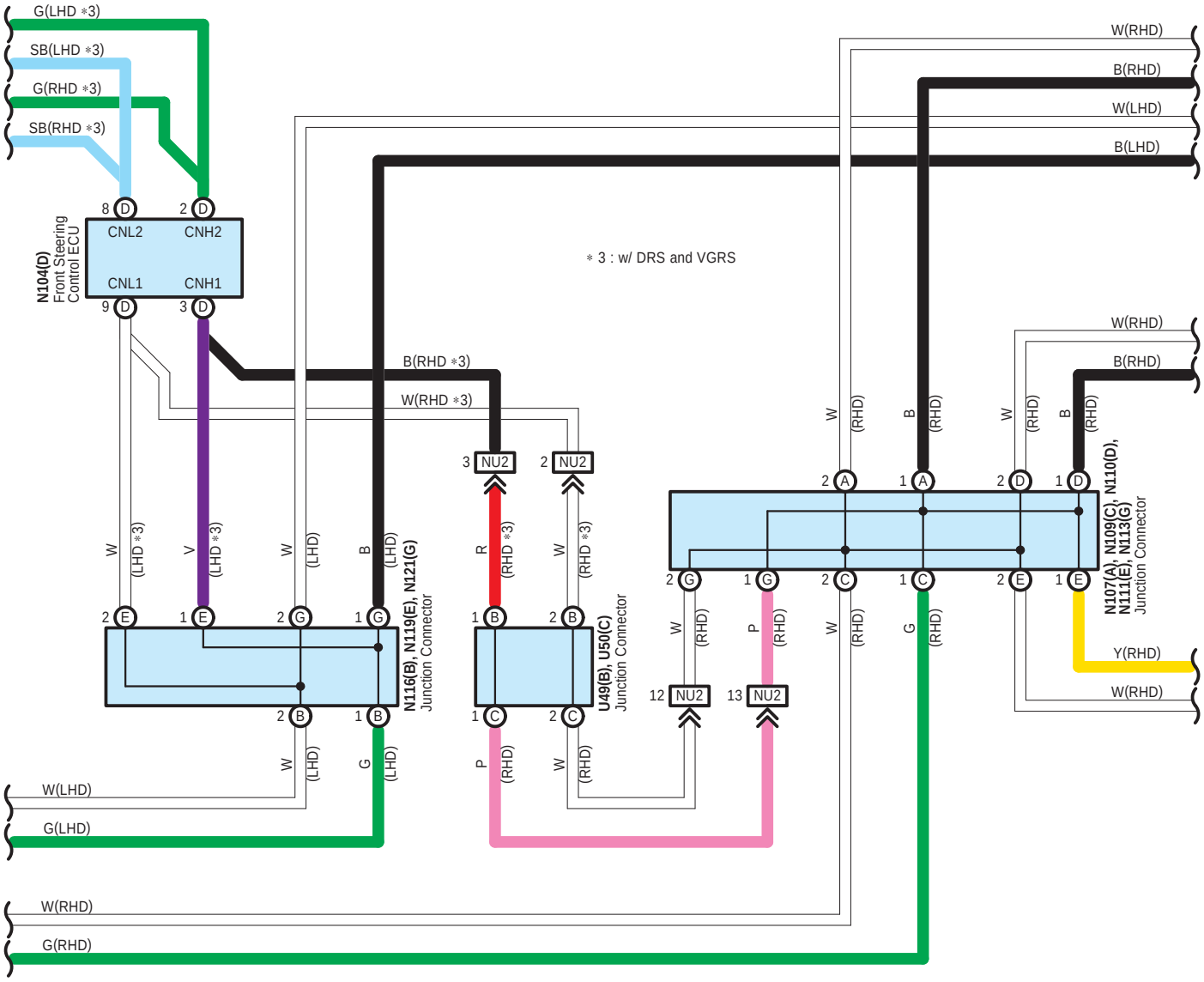
G(LHD ∗3)
SB(LHD ∗3)
G(RHD ∗3)
SB(RHD ∗3)
W(RHD)
B(RHD)
W(LHD)
B(LHD)
N104(D)
Front Steering Control ECU
CNL2
CNH2
CNL1
CNH1
∗ 3 : w/ DRS and VGRS
B(RHD ∗3)
W(RHD ∗3)
NU2
N116(B), N119(E), N121(G)
Junction Connector
U49(B), U50(C)
Junction Connector
N107(A), N109(C), N110(D),
N111(E), N113(G)
Junction Connector
Y(RHD)
W(LHD)
G(LHD)
W(RHD)
G(RHD)

SB(LHD)
R(LHD)
R
GR

SB(RHD)
R(RHD)

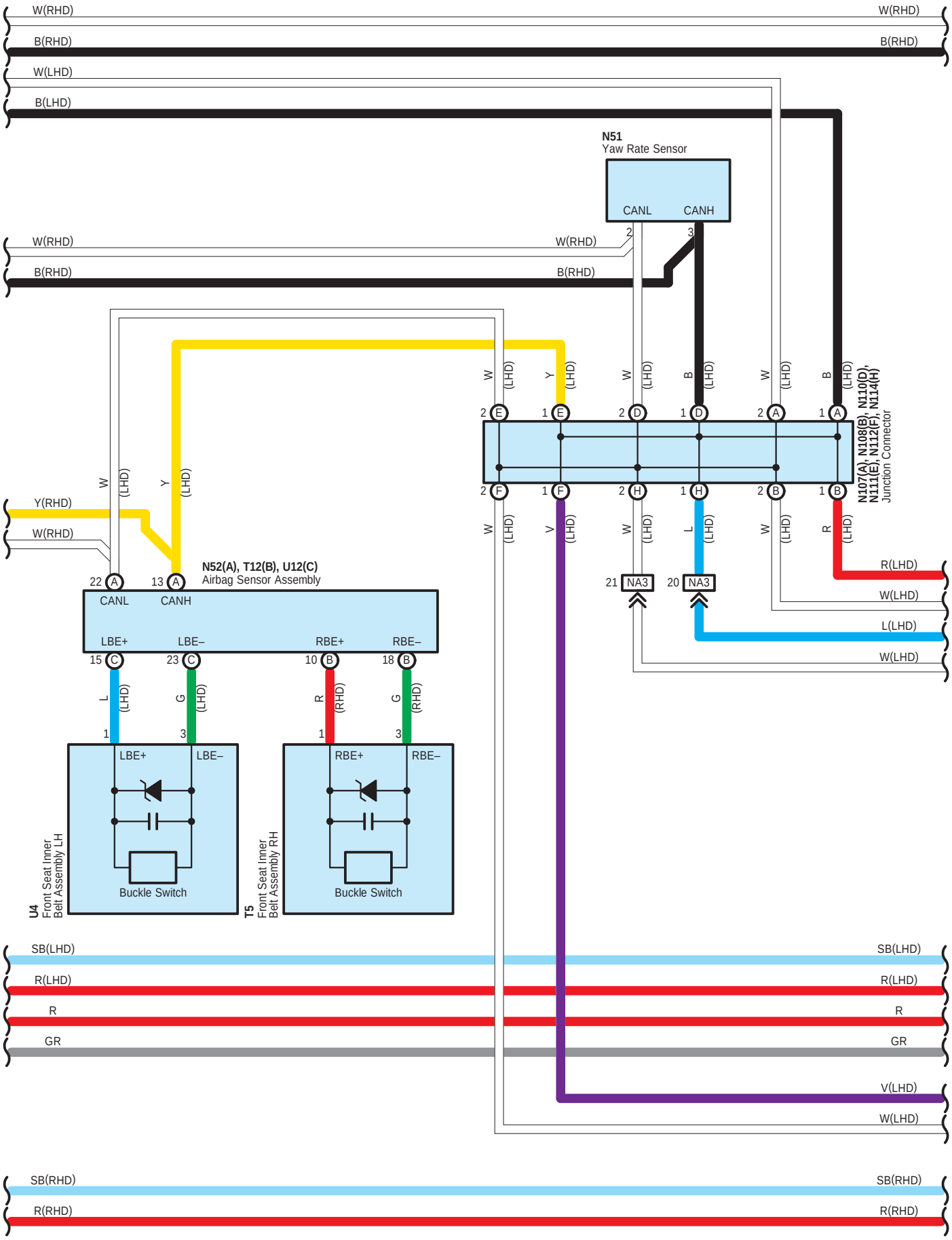
W(RHD)
B(RHD)
W(LHD)
B(LHD)
N51
Yaw Rate Sensor
CANL
CANH
N107(A), N108(B), N110(D), N111(E), N112(F), N114(H)
Junction Connector
Y(RHD)
N52(A), T12(B), U12(C)
Airbag Sensor Assembly
LBE+
LBE–
RBE+
RBE–
NA3
R(LHD)
L(LHD)
U4
Front Seat Inner Belt Assembly LH
T5
Front Seat Inner Belt Assembly RH
Buckle Switch
SB(LHD)
R(LHD)
R
GR
V(LHD)
SB(RHD)
R(RHD)

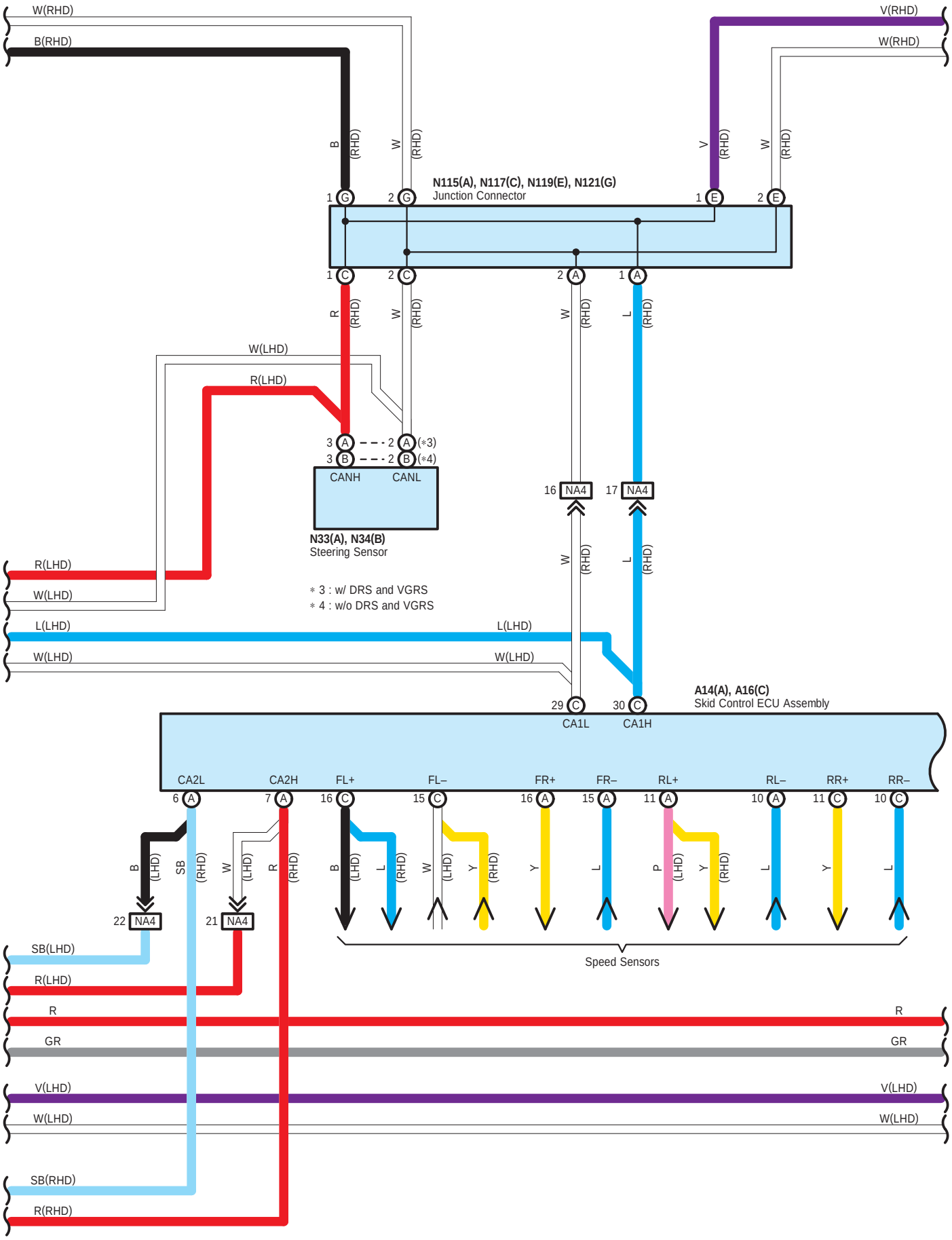
W(RHD)
B(RHD)
V(RHD)
W(RHD)
B (RHD)
W (RHD)
V (RHD)
W (RHD)
N115(A), N117(C), N119(E), N121(G)
Junction Connector
1 G
2 G
1 E
2 E
1 C
2 C
2 A
1 A
R (RHD)
W (RHD)
W (RHD)
L (RHD)
W(LHD)
R(LHD)
3 A
2 A (*3)
3 B
2 B (*4)
CANH
CANL
N33(A), N34(B)
Steering Sensor
16 NA4
17 NA4
W (RHD)
L (RHD)
R(LHD)
W(LHD)
* 3 : w/ DRS and VGRS
* 4 : w/o DRS and VGRS
L(LHD)
L(LHD)
W(LHD)
W(LHD)
A14(A), A16(C)
Skid Control ECU Assembly
29 C
30 C
CA1L
CA1H
CA2L
CA2H
FL+
FL–
FR+
FR–
RL+
RL–
RR+
RR–
6 A
7 A
16 C
15 C
16 A
15 A
11 A
10 A
11 C
10 C
B (LHD)
SB (RHD)
W (LHD)
R (RHD)
B (LHD)
L (RHD)
W (LHD)
Y (RHD)
Y
L
P (LHD)
Y (RHD)
L
Y
L
22 NA4
21 NA4
Speed Sensors
SB(LHD)
R(LHD)
R
R
GR
GR
V(LHD)
V(LHD)
W(LHD)
W(LHD)
SB(RHD)
R(RHD)

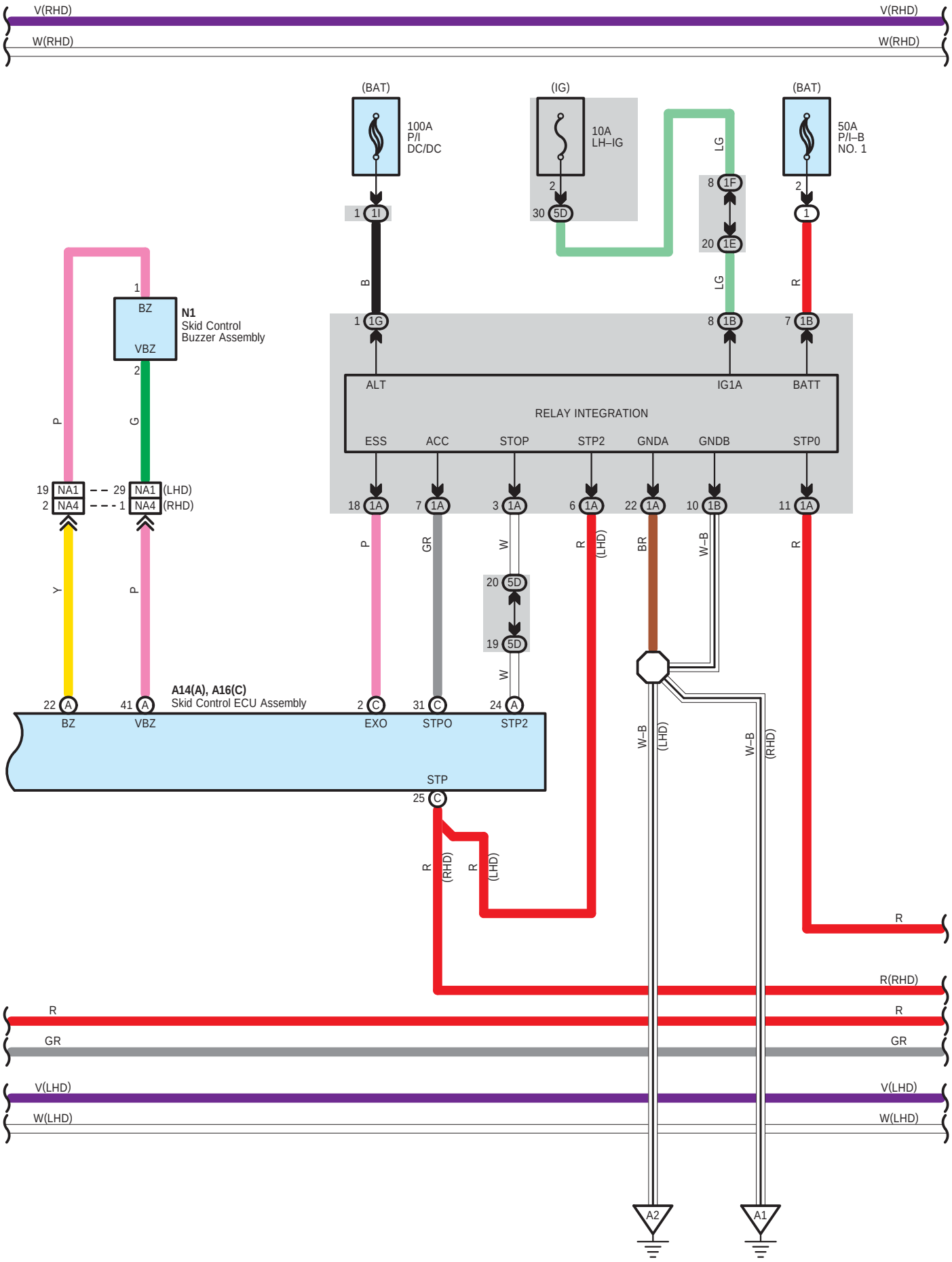
V(RHD)
W(RHD)
(BAT)
100A
P/I
DC/DC
(IG)
10A
LH–IG
(BAT)
50A
P/I–B
NO. 1
N1
Skid Control
Buzzer Assembly
BZ
VBZ
ALT
IG1A
BATT
RELAY INTEGRATION
ESS
ACC
STOP
STP2
GNDA
GNDB
STP0
NA1
NA4
(LHD)
(RHD)
A14(A), A16(C)
Skid Control ECU Assembly
EXO
STPO
STP2
STP
R(RHD)
R
GR
V(LHD)
W(LHD)
A2
A1

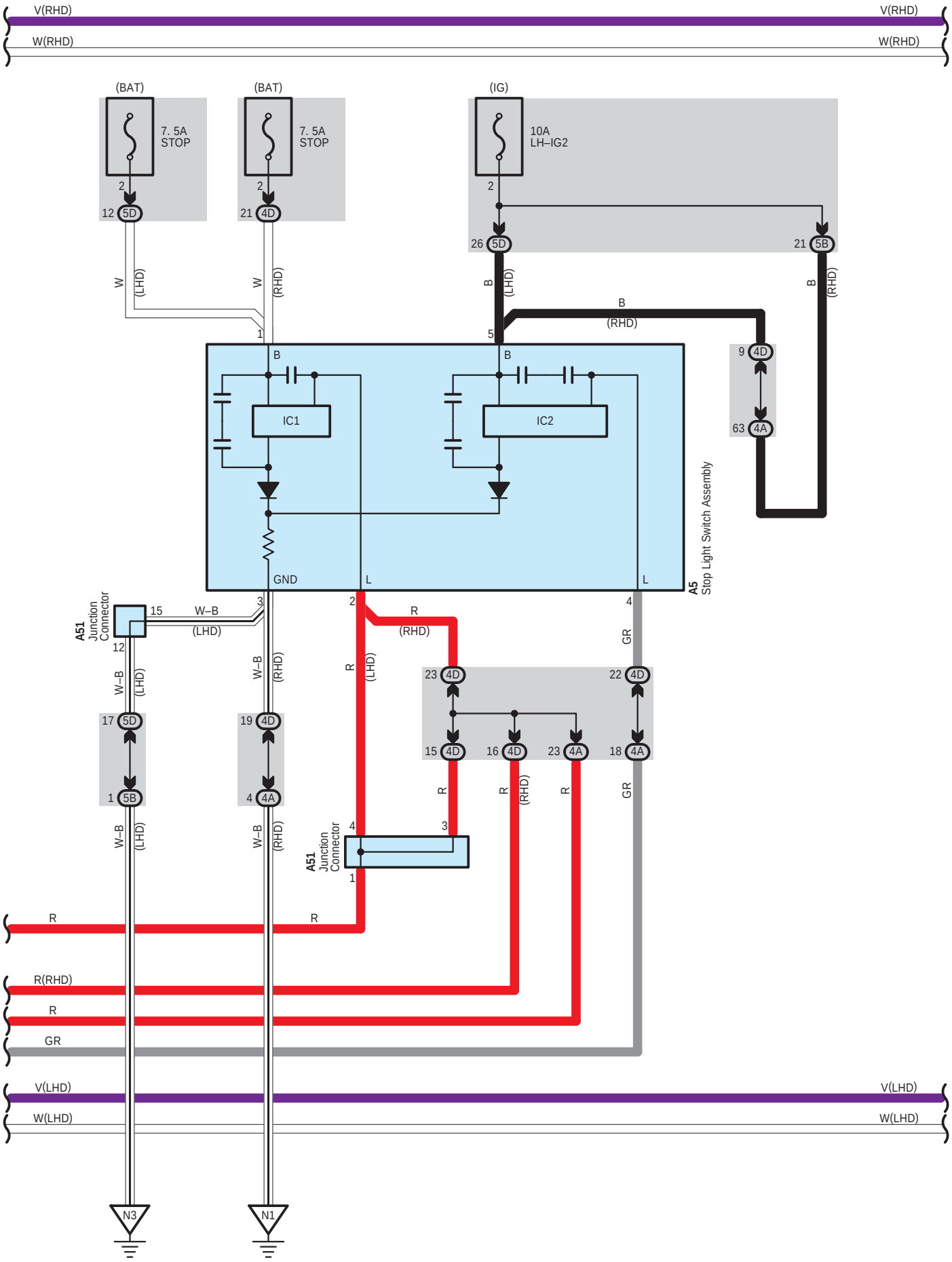
V(RHD)
W(RHD)
(BAT)
7. 5A
STOP
(BAT)
7. 5A
STOP
(IG)
10A
LH–IG2
IC1
IC2
GND
A5
Stop Light Switch Assembly
A51
Junction
Connector
W–B
(LHD)
(RHD)
R
GR
R(RHD)
V(LHD)
W(LHD)
N3
N1

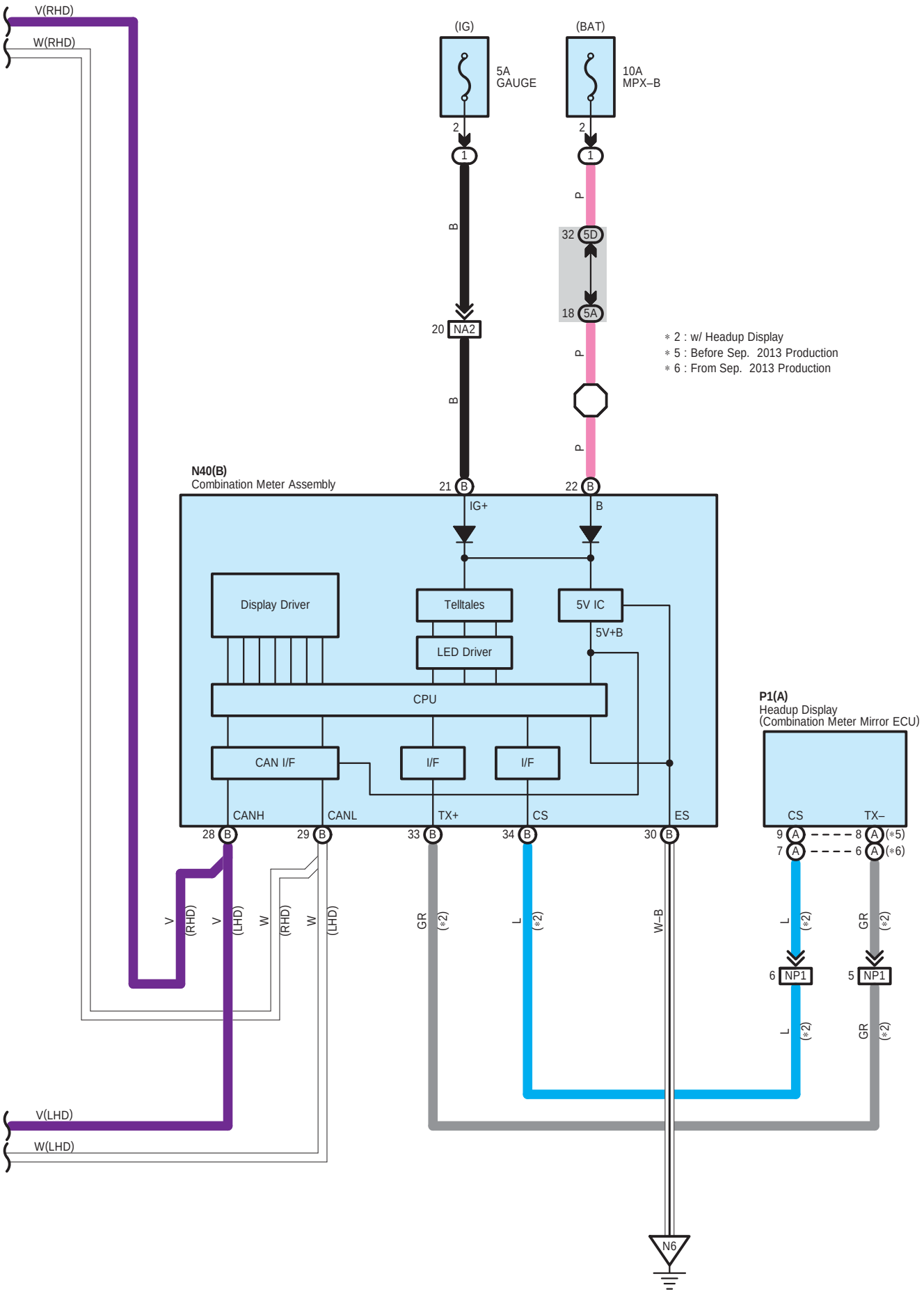
V(RHD)
W(RHD)
(IG)
(BAT)
5A
GAUGE
10A
MPX–B
2
1
B
P
32
5D
18
5A
20
NA2
∗ 2 : w/ Headup Display
∗ 5 : Before Sep. 2013 Production
∗ 6 : From Sep. 2013 Production
N40(B)
Combination Meter Assembly
21
22
IG+
B
Display Driver
Telltales
5V IC
5V+B
LED Driver
CPU
CAN I/F
I/F
I/F
CANH
CANL
TX+
CS
ES
28
29
33
34
30
P1(A)
Headup Display
(Combination Meter Mirror ECU)
CS
TX–
9
8
7
6
(∗5)
(∗6)
V
(RHD)
V
(LHD)
W
(RHD)
W
(LHD)
GR
(∗2)
L
(∗2)
W–B
L
(∗2)
GR
(∗2)
6
NP1
5
NP1
L
(∗2)
GR
(∗2)
V(LHD)
W(LHD)
N6

A 5
White

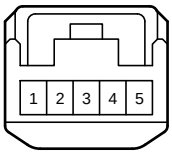


A 14
Black

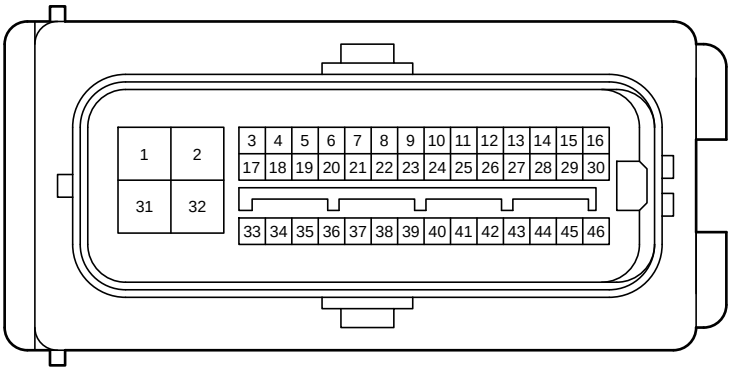


A 16
Gray

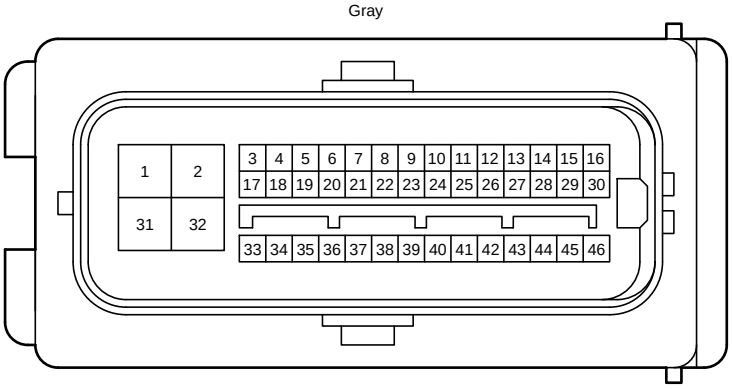


A 29
Black

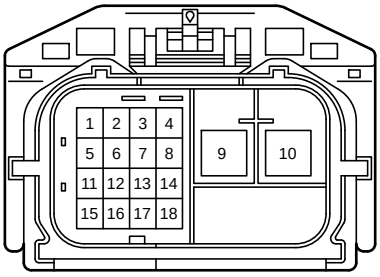


A 50
Gray

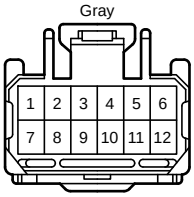


A 51
Blue

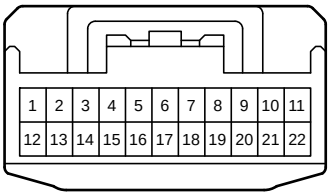


B 12
Black




F 66
Gray




N 1
Blue

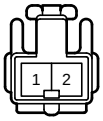


N 4
White

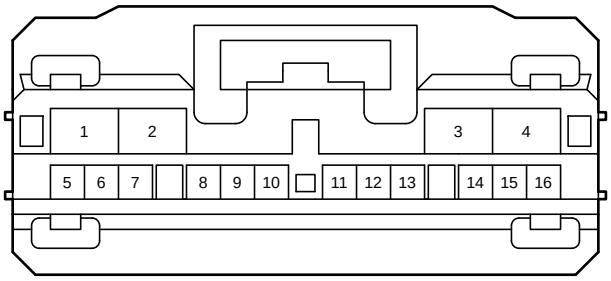

N 5
White

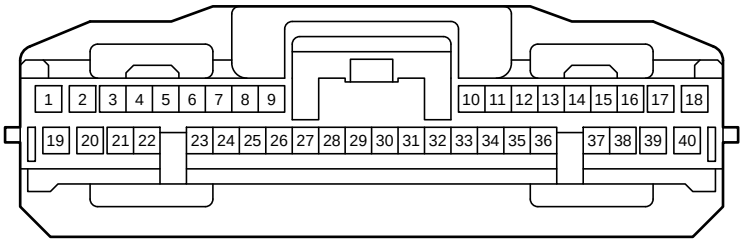


N 15
Gray




N 26
White

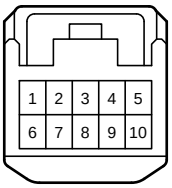


N 33
White

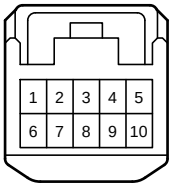


N 34
Black




N 40
Black

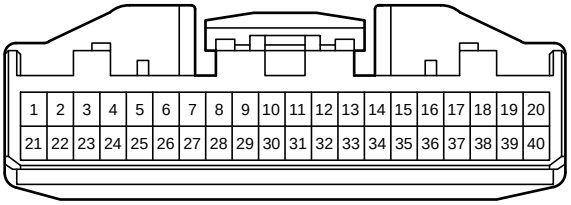


N 51
Black




N 52
Yellow

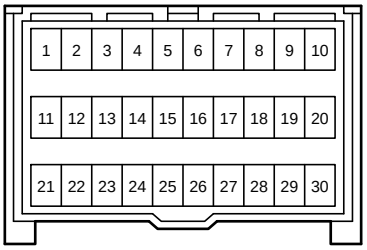


N 82
White

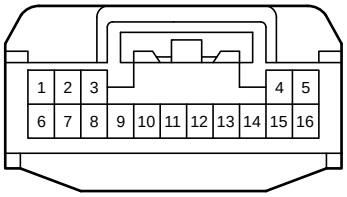


N104
White

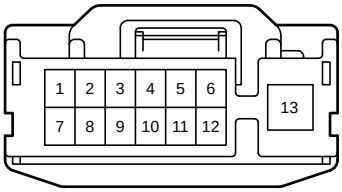


N105
Black

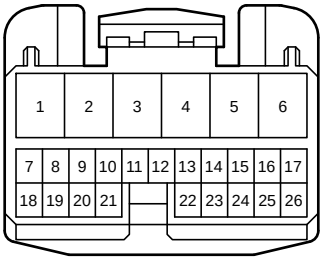


N107
White

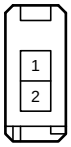


N108
White

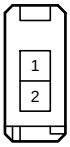


N109
White

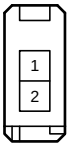


N110
White

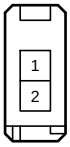


N111
White

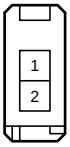


N112
White

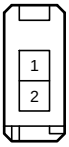


N113
White

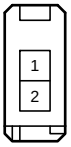


N114
White

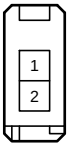


N115
White

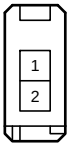


N116
White

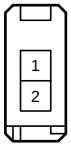


N117
White

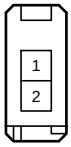


N119
White

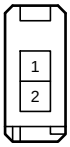


N121
White

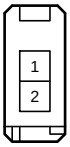


N123
Blue

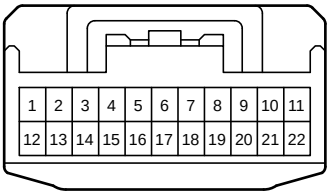


N126
Blue

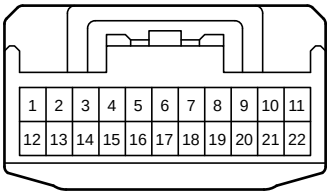

N127
Blue

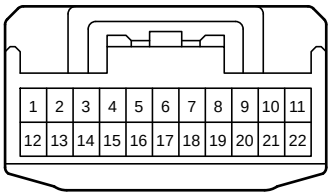


N131
Gray

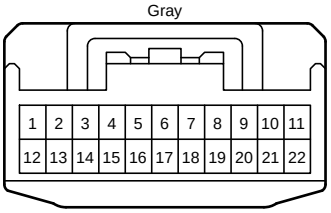


N132
Black

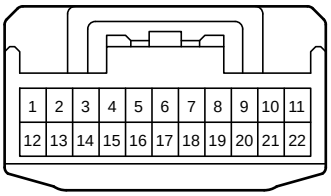


N133
Black

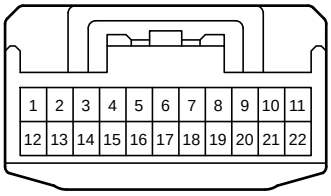


N134
Black

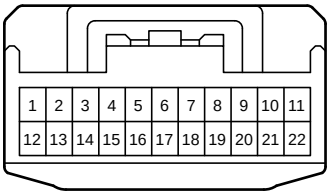


N165
Black

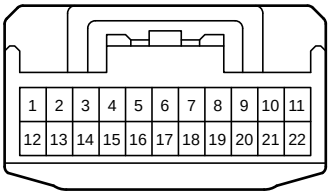


P 1
White

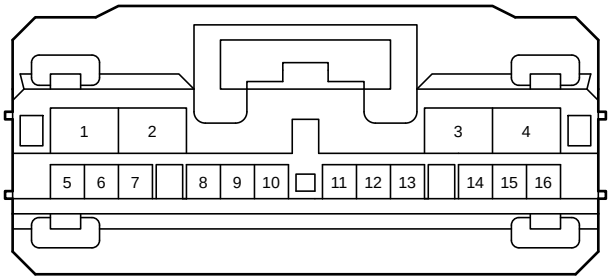


T 3
Gray

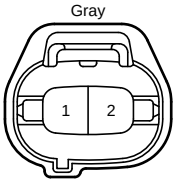


T 5
White

T 9
White

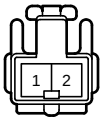


T 12
Yellow

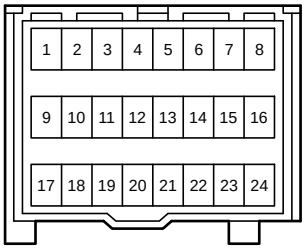


T 46
Black

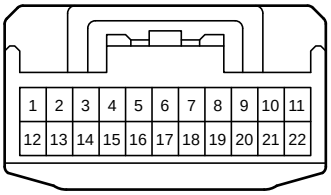


U 1
White

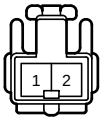


U 4
White

U 5
Gray

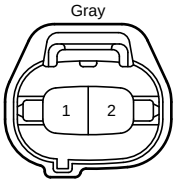


U 12
Yellow

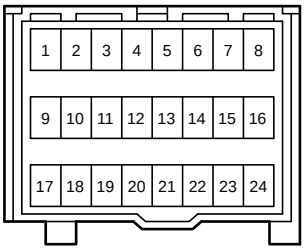


U 34
White




U 35
White




U 49
White

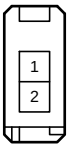

U 50
White

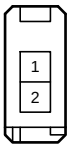


U 54
Blue

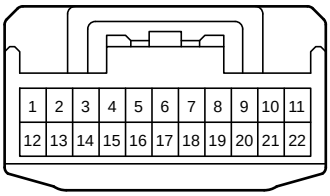


U 58
Black

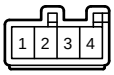


1A
Black

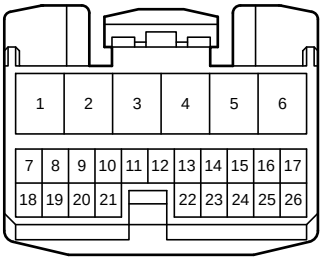


1B
Black

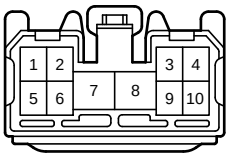


1E
White

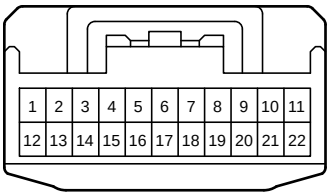


1F
White

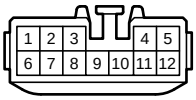


1G
Black

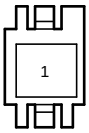


1I
White

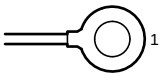


4A
White

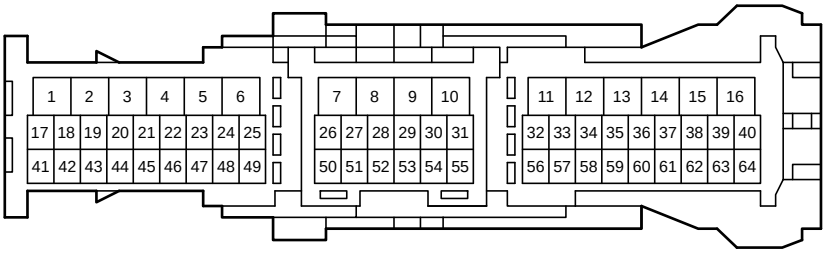


4B
White

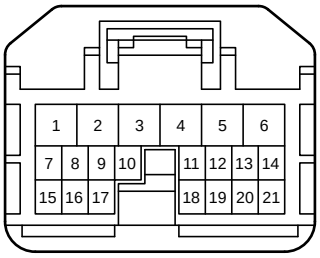


4D
White

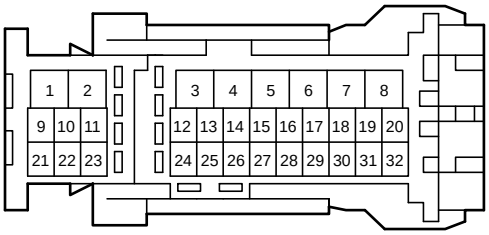


5A
White

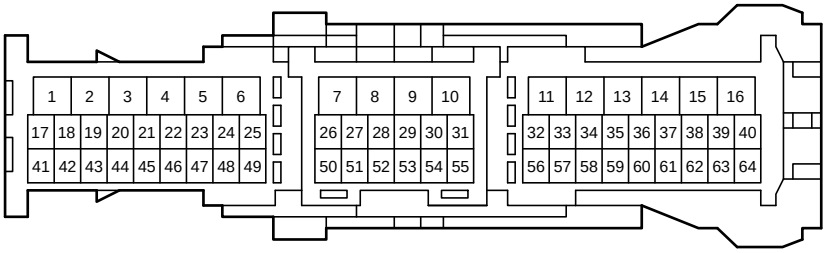


5B
White

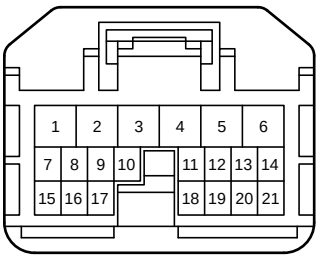

5D
White

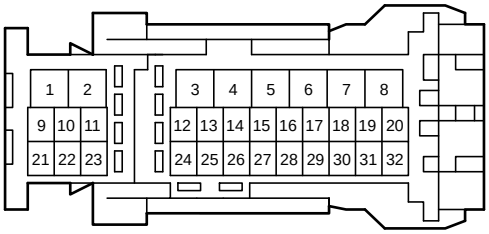


6A
White

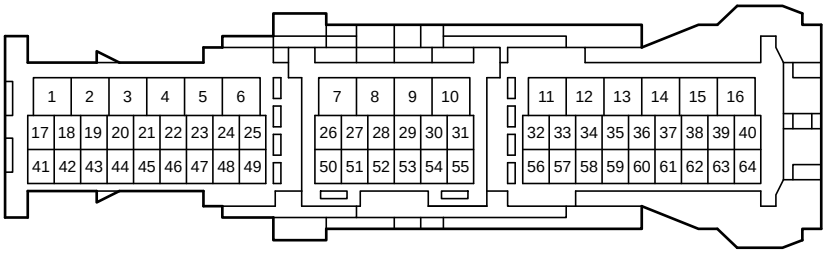


6B
White

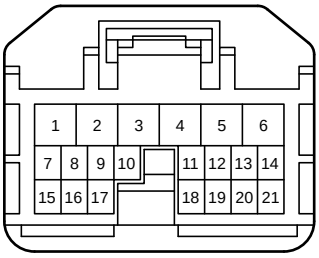


AU1
White

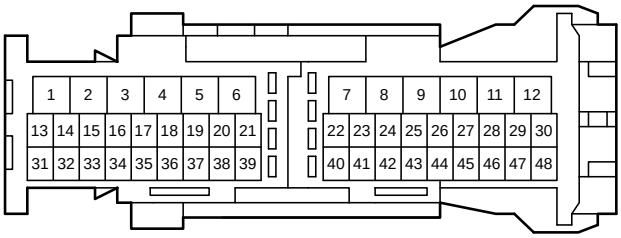


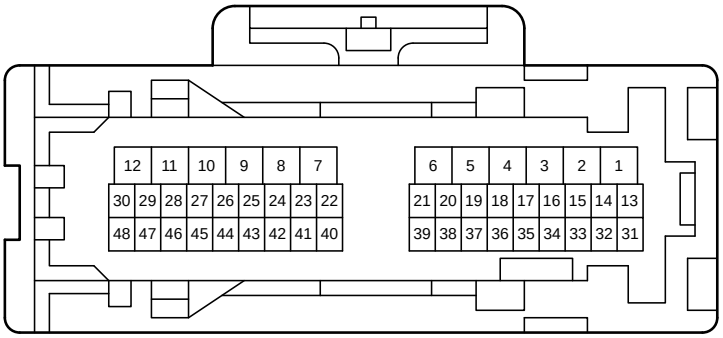


BA2
White

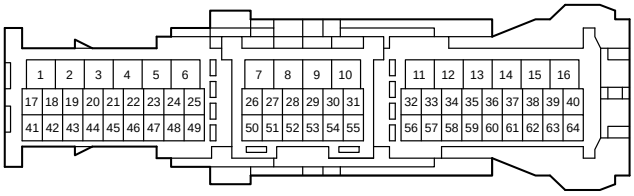


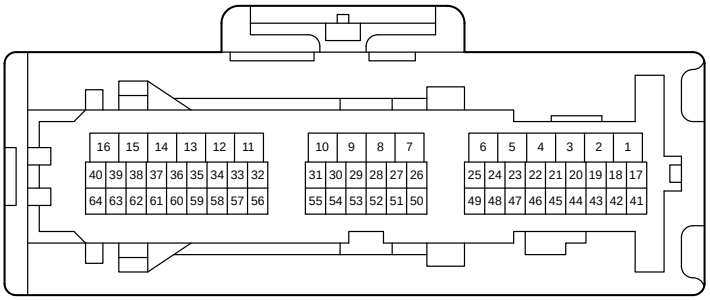

NA1
White

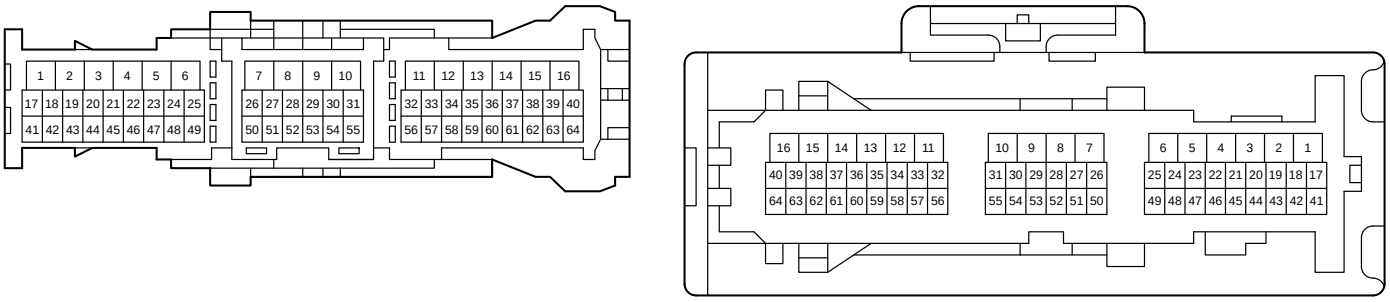


NA2
White

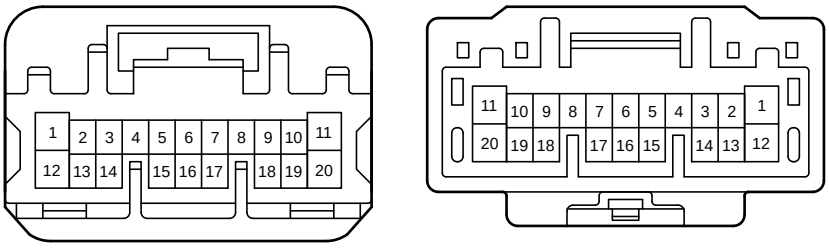


NA3
White

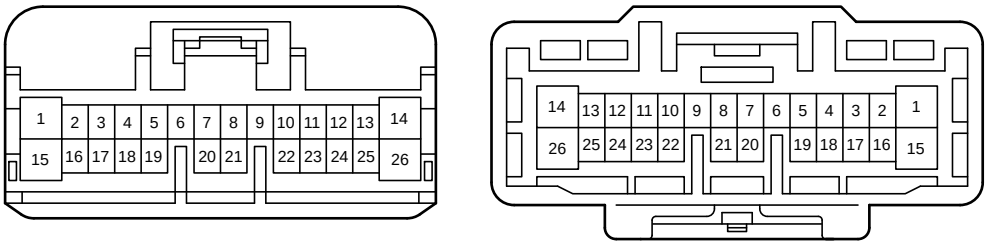


NA4
Gray

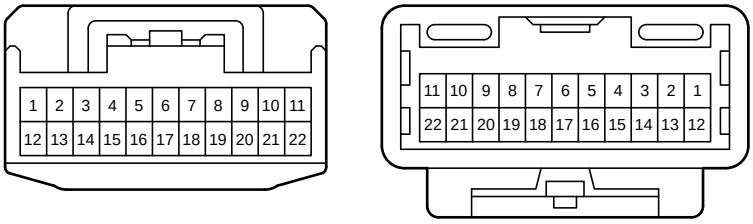


NN1
White

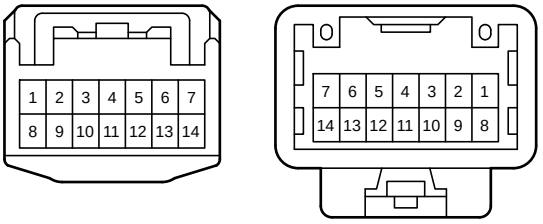

NO1
White

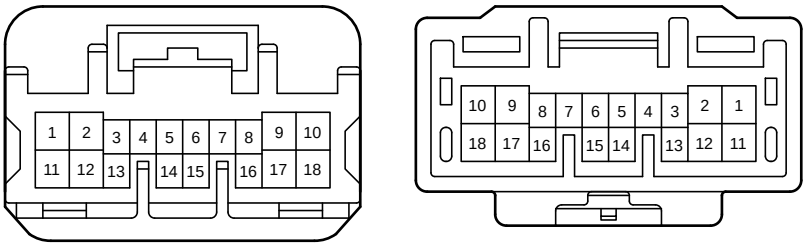


NP1
White

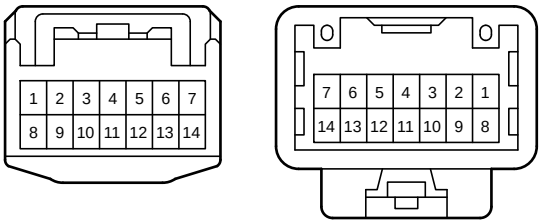


NT2
White

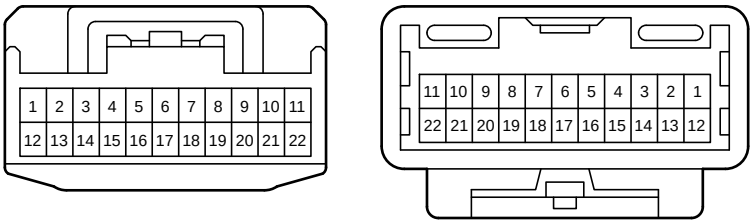


NU1
White

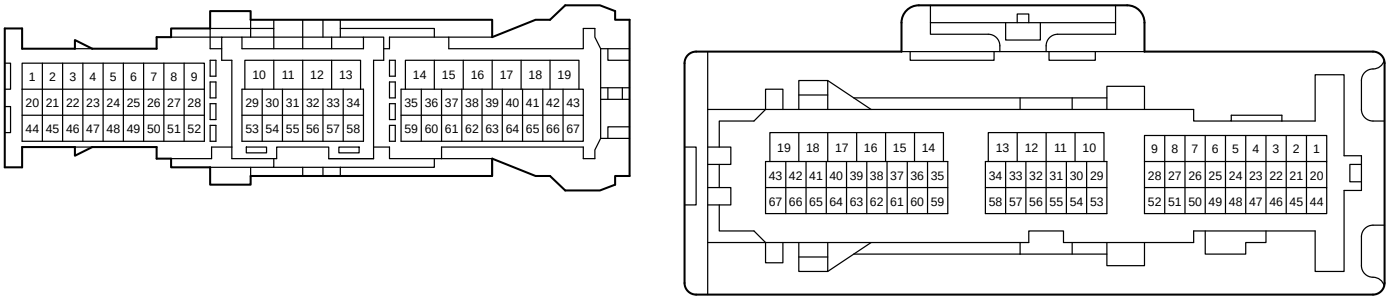


NU2
White

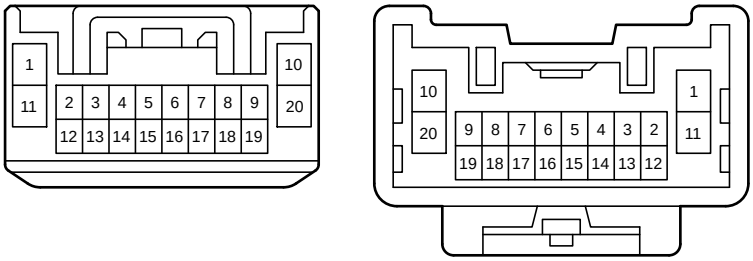

TU1
White

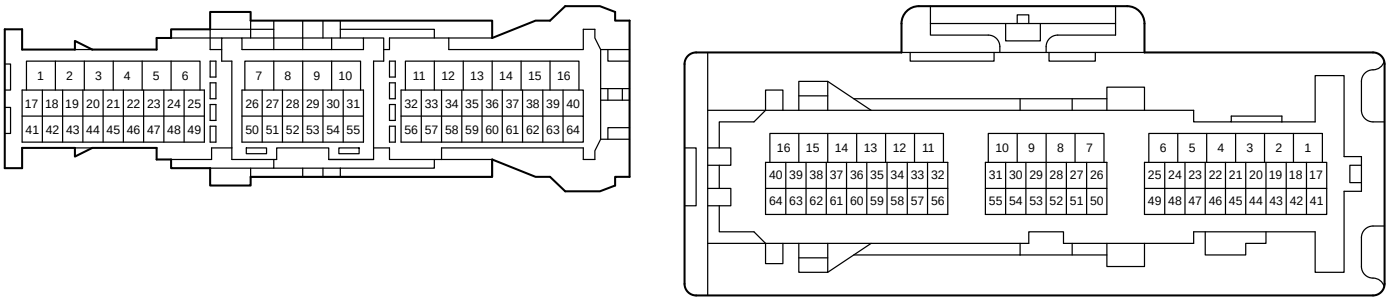


UN1
White

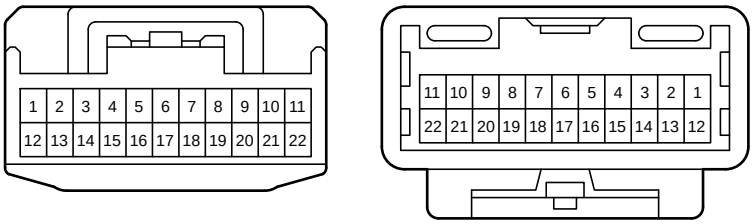

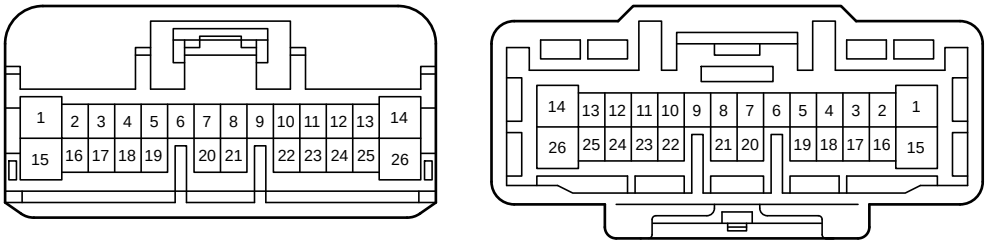
UT1
White