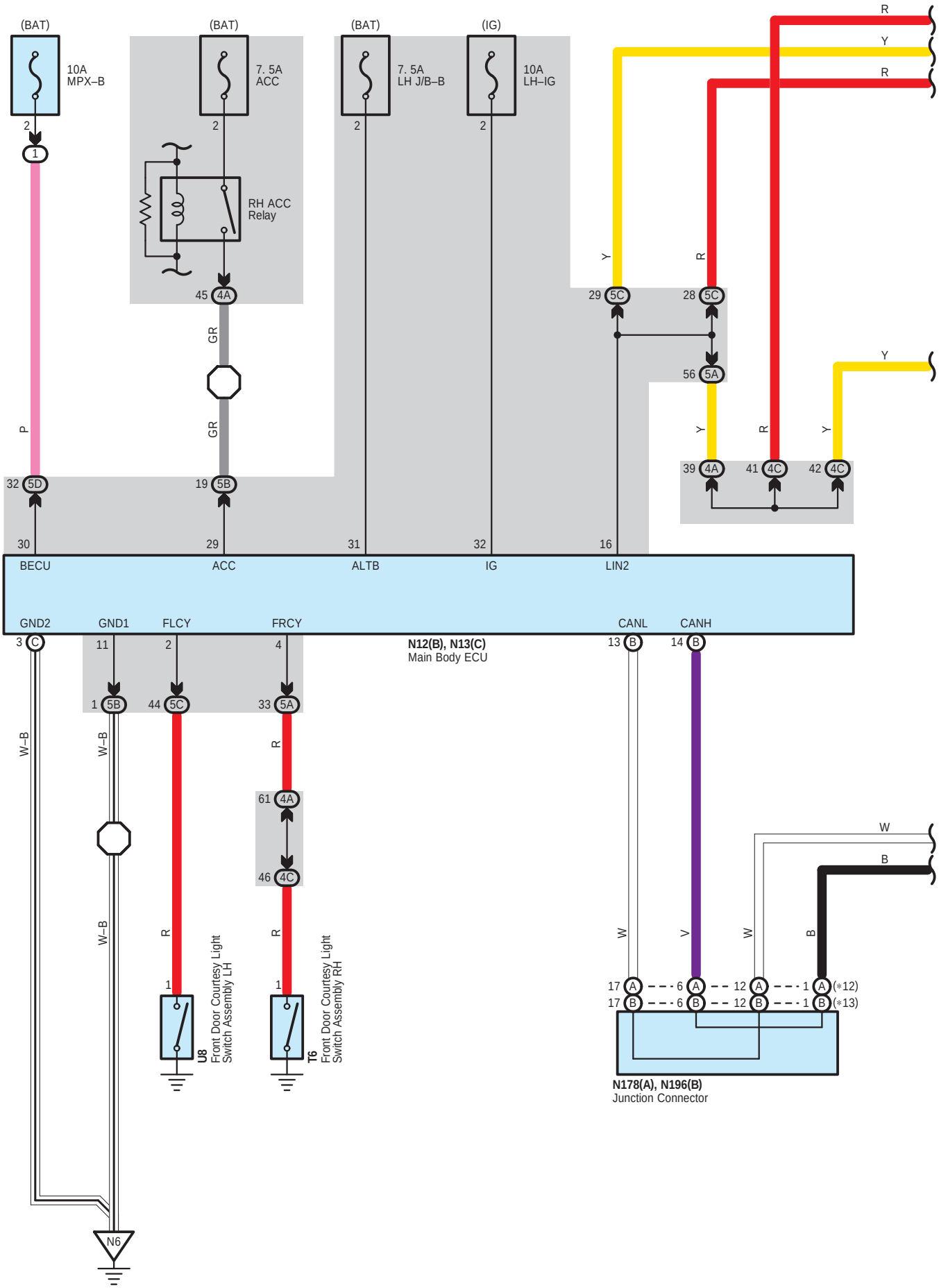
(BAT)
10A
MPX–B
(BAT)
7. 5A
ACC
RH ACC
Relay
(BAT)
7. 5A
LH J/B–B
(IG)
10A
LH–IG
R
Y
R
Y
R
P
GR
GR
Y
R
Y
R
Y
BECU
ACC
ALTB
IG
LIN2
GND2
GND1
FLCY
FRCY
CANL
CANH
N12(B), N13(C)
Main Body ECU
W–B
W–B
W–B
R
R
W
B
W
V
W
B
U8
Front Door Courtesy Light
Switch Assembly LH
T6
Front Door Courtesy Light
Switch Assembly RH
N178(A), N196(B)
Junction Connector
N6

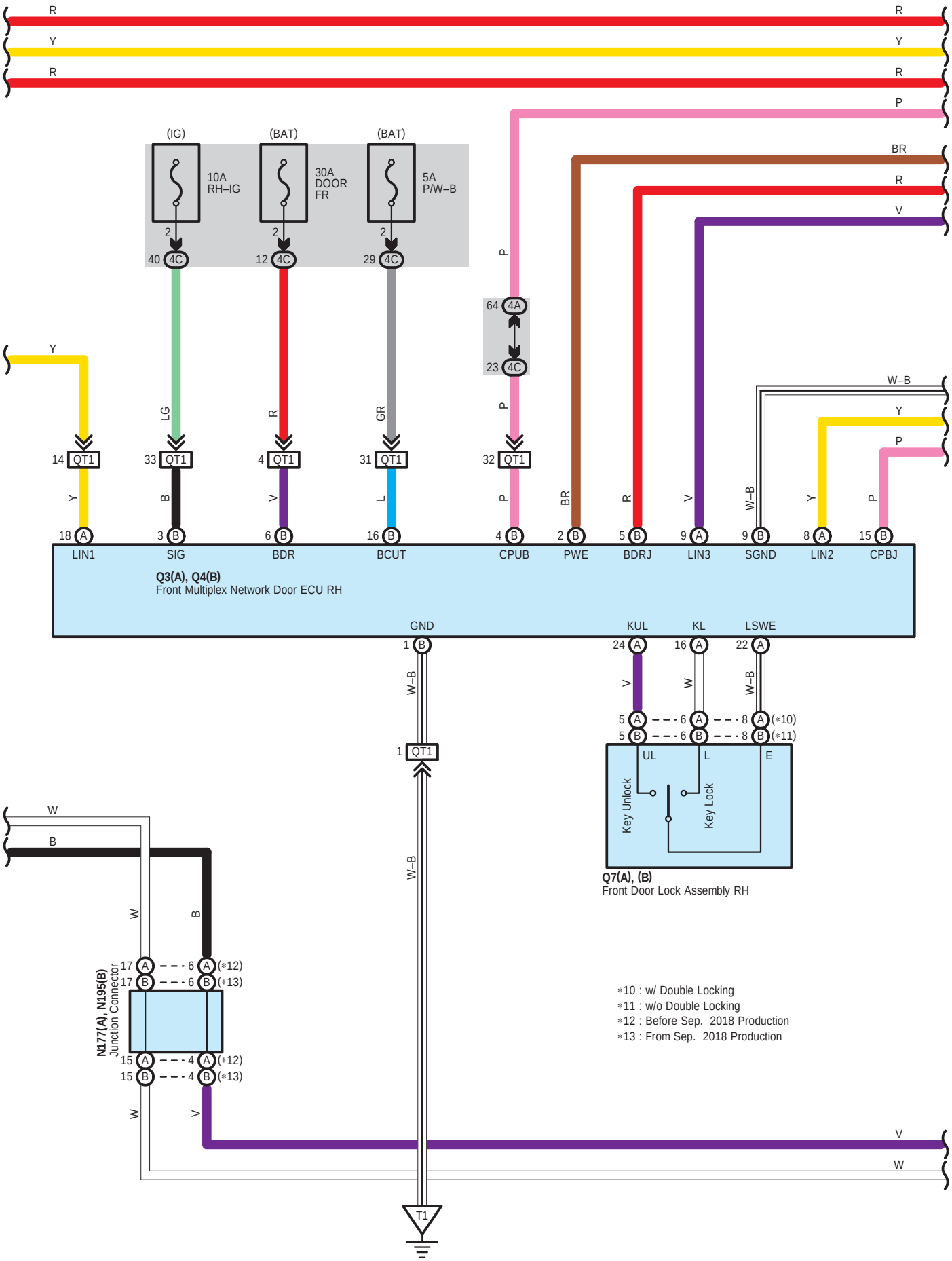

*10 : w/ Double Locking
*11 : w/o Double Locking
*12 : Before Sep. 2018 Production
*13 : From Sep. 2018 Production

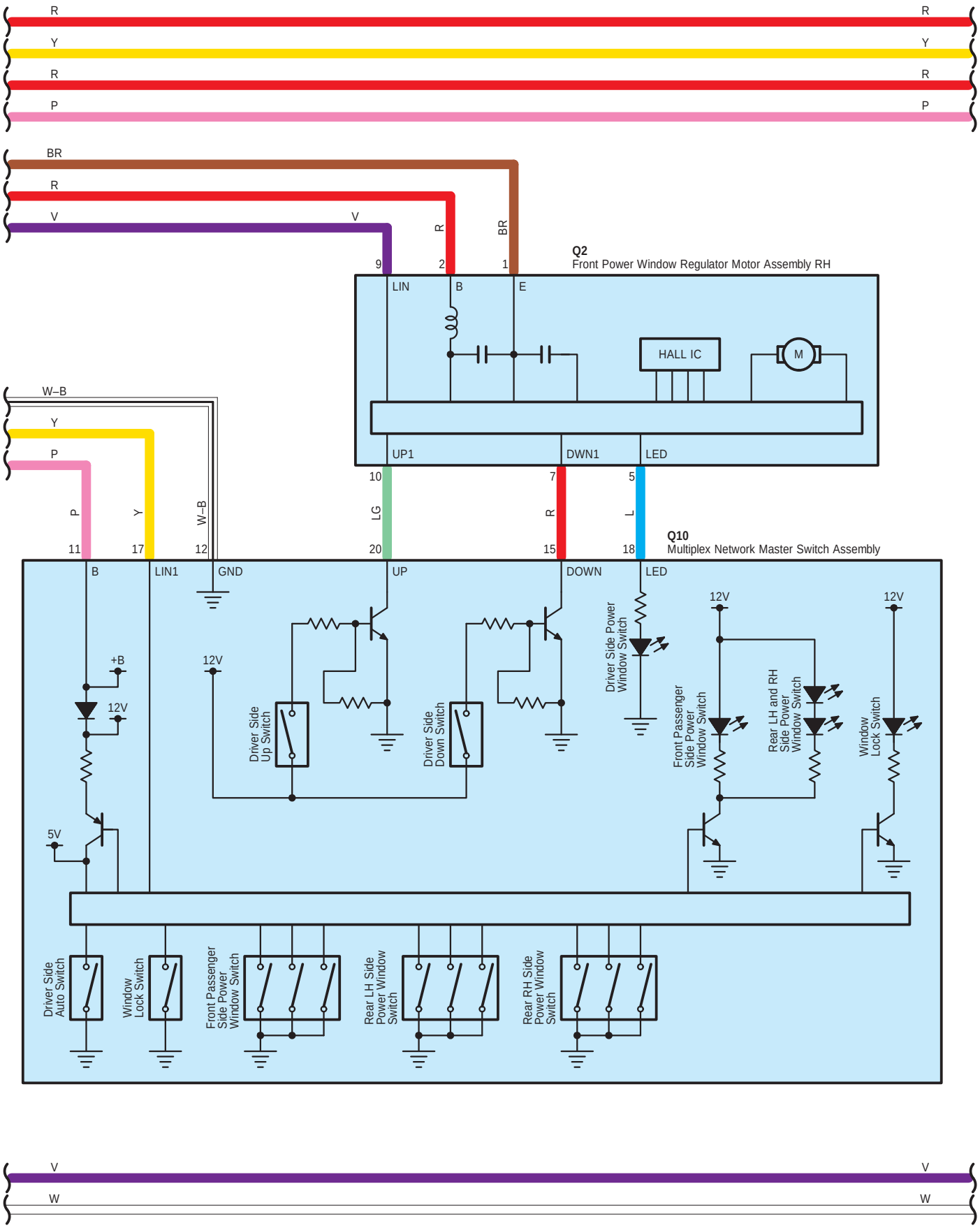
R
Y
R
P
BR
R
V
Q2
Front Power Window Regulator Motor Assembly RH
LIN
B
E
HALL IC
M
UP1
DWN1
LED
W–B
Y
P
Q10
Multiplex Network Master Switch Assembly
B
LIN1
GND
UP
DOWN
LED
+B
12V
5V
Driver Side Up Switch
Driver Side Down Switch
Driver Side Power Window Switch
Front Passenger Side Power Window Switch
Rear LH and RH Side Power Window Switch
Window Lock Switch
Driver Side Auto Switch
Window Lock Switch
Front Passenger Side Power Window Switch
Rear LH Side Power Window Switch
Rear RH Side Power Window Switch
V
W

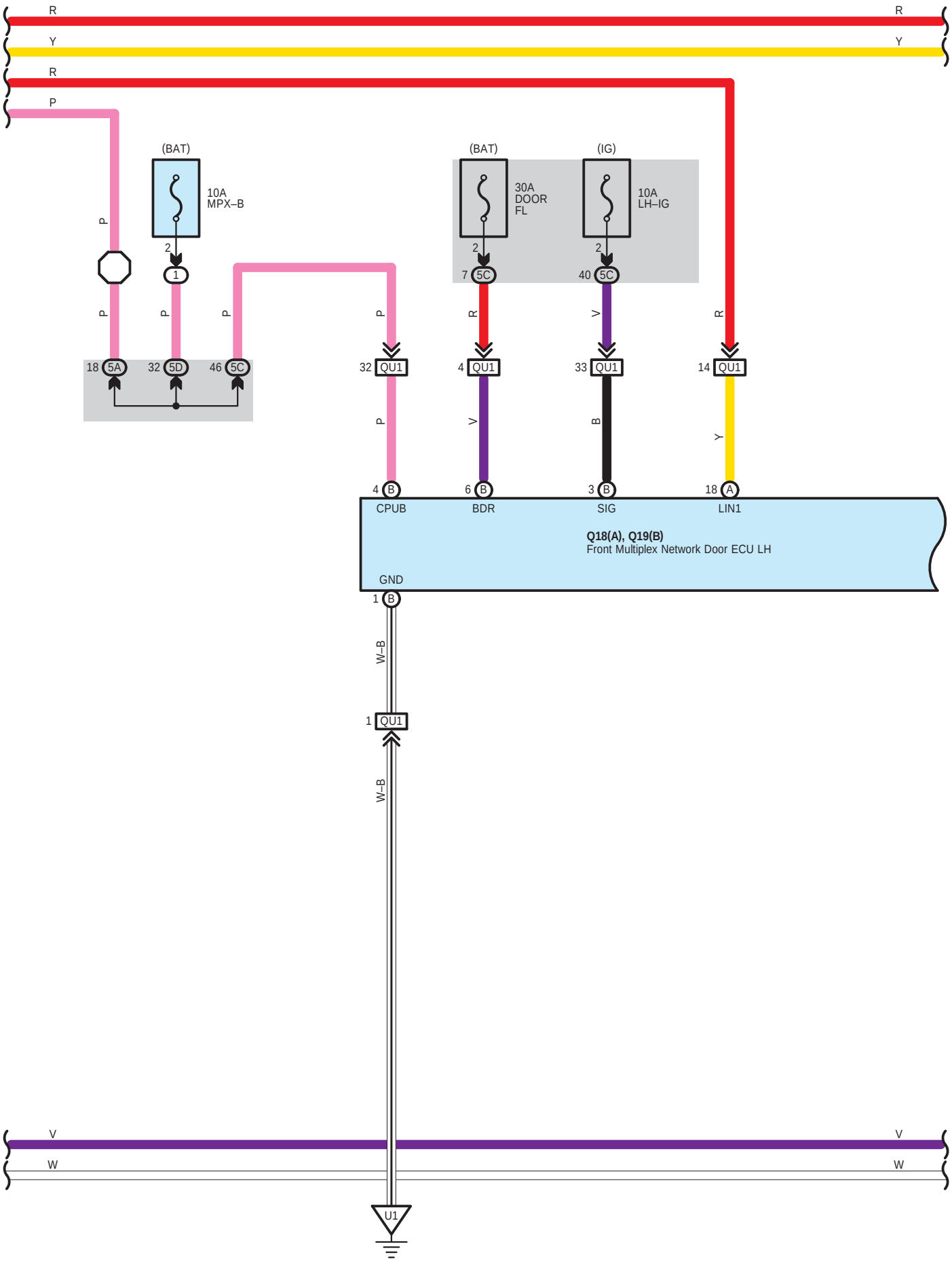
R
Y
R
P
(BAT)
10A
MPX–B
2
1
P
P
P
P
18 5A
32 5D
46 5C
(BAT)
30A
DOOR
FL
2
7 5C
(IG)
10A
LH–IG
2
40 5C
R
V
R
32 QU1
4 QU1
33 QU1
14 QU1
P
V
B
Y
4 B
CPUB
6 B
BDR
3 B
SIG
18 A
LIN1
Q18(A), Q19(B)
Front Multiplex Network Door ECU LH
GND
1 B
W–B
1 QU1
W–B
V
W
U1

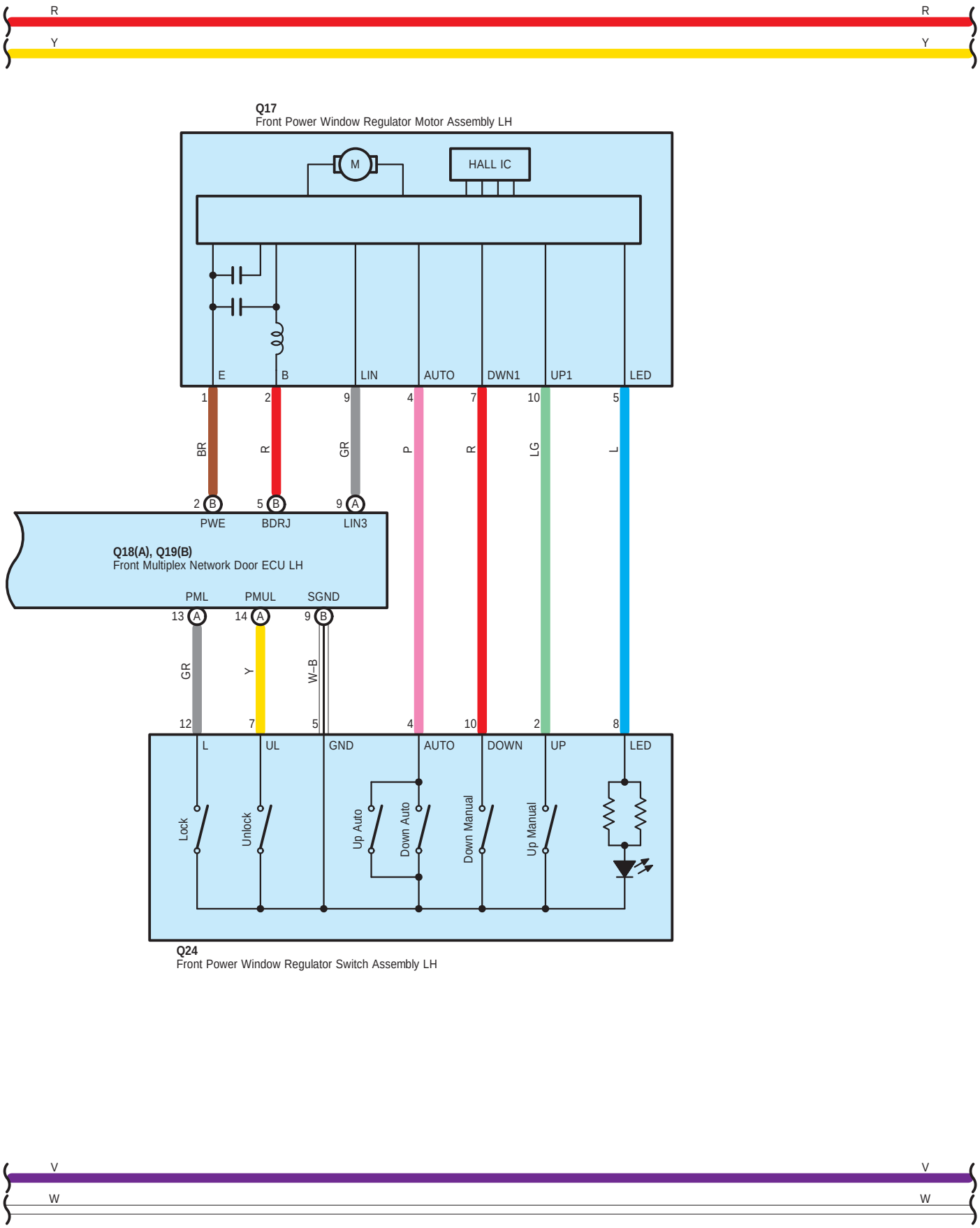
R
Y
R
Y
Q17
Front Power Window Regulator Motor Assembly LH
M
HALL IC
E
B
LIN
AUTO
DWN1
UP1
LED
1
2
9
4
7
10
5
BR
R
GR
P
R
LG
L
2 B
5 B
9 A
PWE
BDRJ
LIN3
Q18(A), Q19(B)
Front Multiplex Network Door ECU LH
PML
PMUL
SGND
13 A
14 A
9 B
GR
Y
W–B
12
7
5
4
10
2
8
L
UL
GND
AUTO
DOWN
UP
LED
Lock
Unlock
Up Auto
Down Auto
Down Manual
Up Manual
Q24
Front Power Window Regulator Switch Assembly LH
V
W
V
W

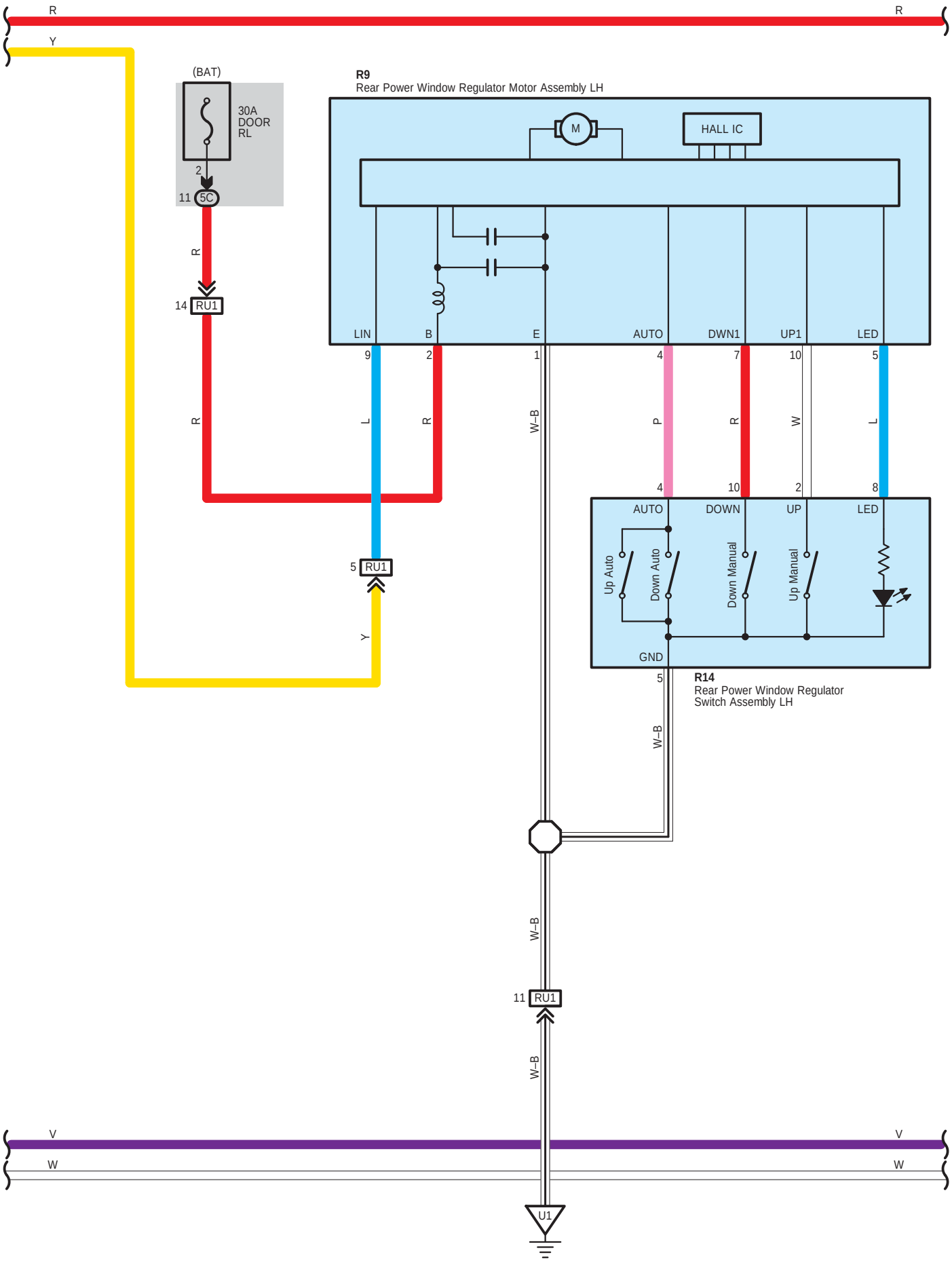
R
R
Y
(BAT)
30A
DOOR
RL
2
11 5C
R
14 RU1
R9
Rear Power Window Regulator Motor Assembly LH
M
HALL IC
LIN
B
E
AUTO
DWN1
UP1
LED
9
2
1
4
7
10
5
R
L
R
W–B
P
R
W
L
4
10
2
8
AUTO
DOWN
UP
LED
Up Auto
Down Auto
Down Manual
Up Manual
GND
5
R14
Rear Power Window Regulator
Switch Assembly LH
5 RU1
Y
W–B
W–B
11 RU1
W–B
V
V
W
W
U1

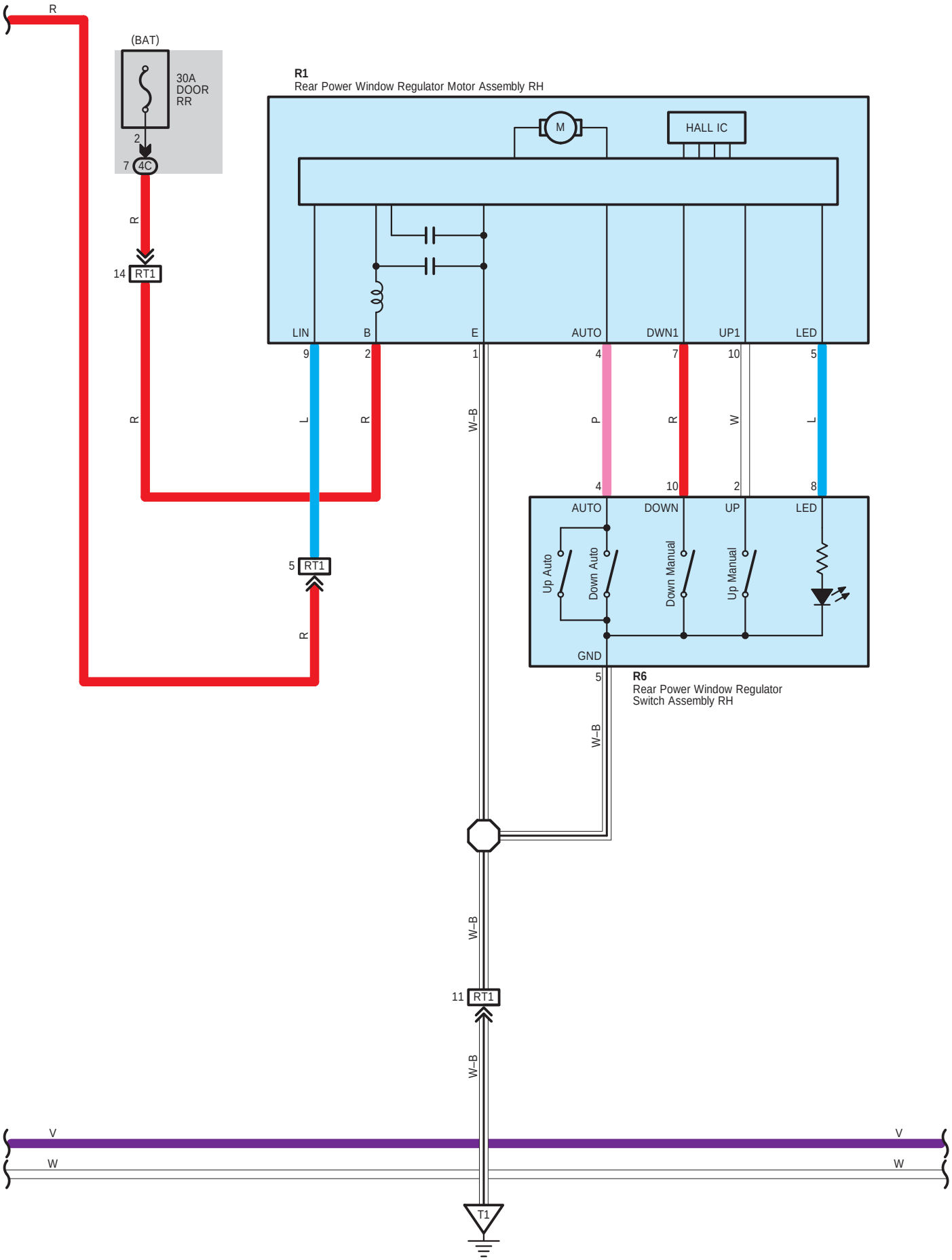
R
(BAT)
30A
DOOR
RR
2
7 4C
R
14 RT1
R1
Rear Power Window Regulator Motor Assembly RH
M
HALL IC
LIN
B
E
AUTO
DWN1
UP1
LED
9
2
1
4
7
10
5
R
L
R
W–B
P
R
W
L
4
10
2
8
AUTO
DOWN
UP
LED
Up Auto
Down Auto
Down Manual
Up Manual
GND
5 RT1
R
5
R6
Rear Power Window Regulator
Switch Assembly RH
W–B
W–B
11 RT1
W–B
V
V
W
W
T1

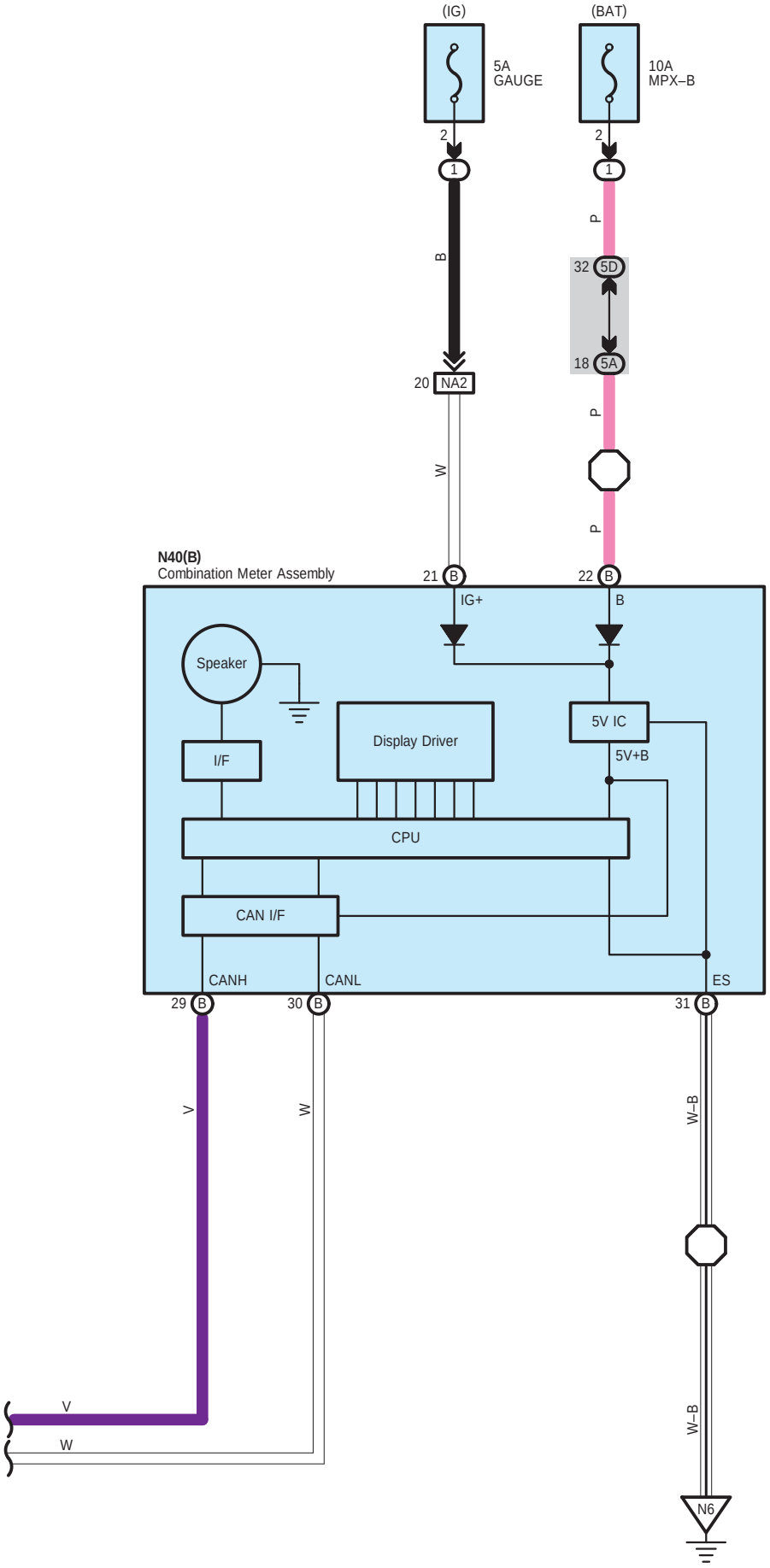
(IG)
(BAT)
5A
GAUGE
10A
MPX–B
2
1
B
P
32
5D
18
5A
20
NA2
W
N40(B)
Combination Meter Assembly
21
22
IG+
B
Speaker
Display Driver
5V IC
5V+B
I/F
CPU
CAN I/F
CANH
CANL
ES
29
30
31
V
W
W–B
N6

N 12
White

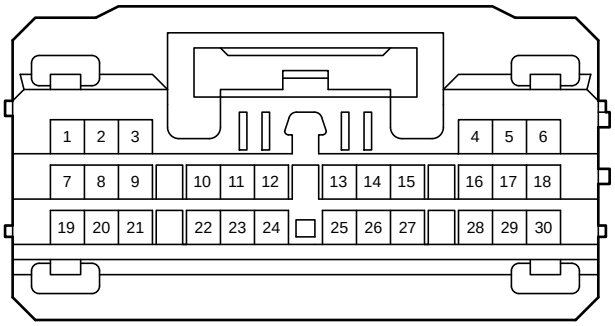

N 13
White

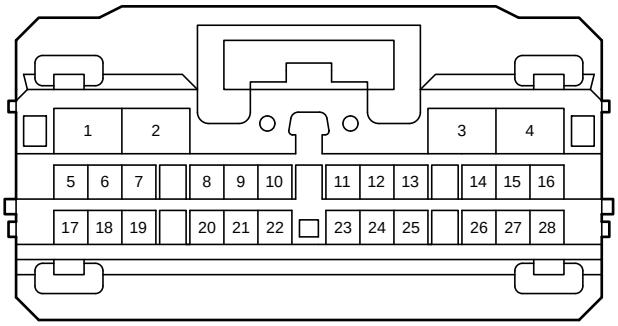

N 40
Black

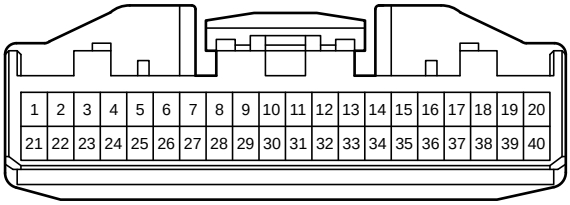

N177
Gray

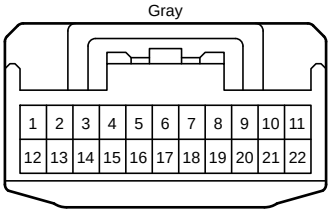

N178
Gray

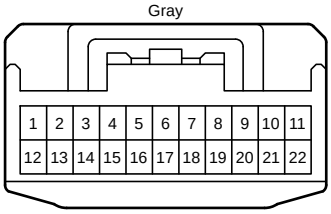

N195
Black

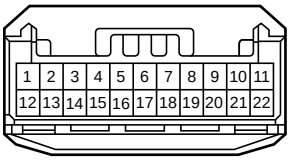

N196
Black

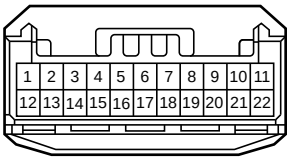

Q 2
White

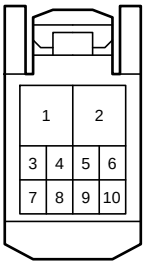

Q 3
White

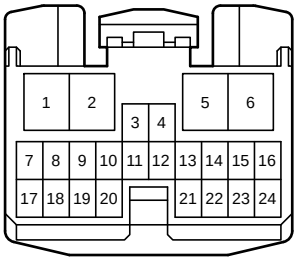

Q 4
White

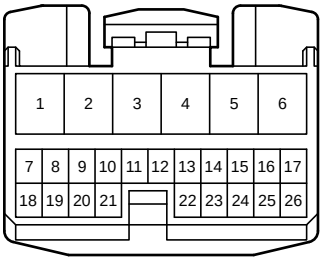

Q 7
White

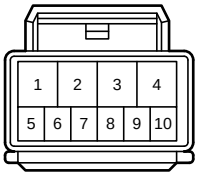

Q 10
White

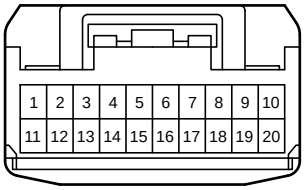

Q 17
White

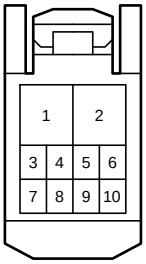

Q 18
White

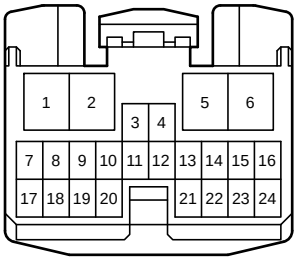

Q 19
White

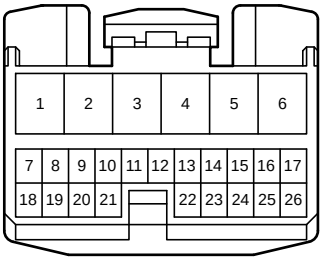

Q 24
White



R 1
White

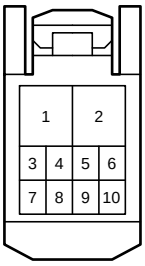

R 6
White



R 9
White

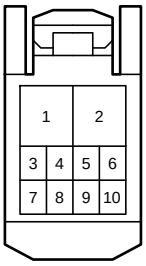

R 14
White



T 6
Black

U 8
Black

4A
White

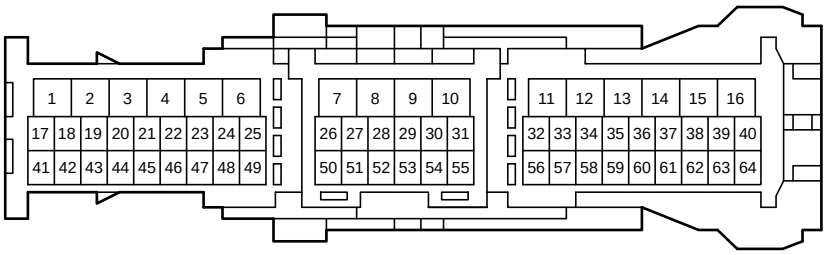

4C
White

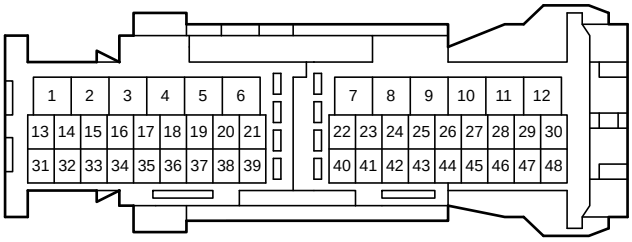

5A
White

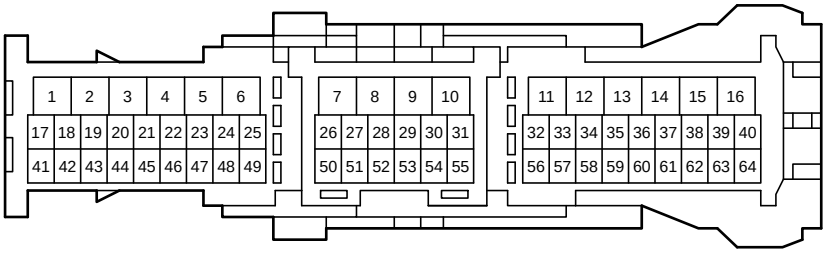

5B
White

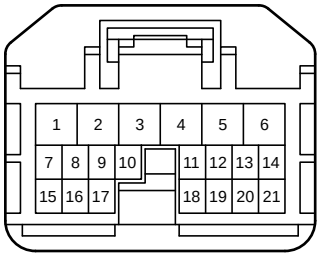

5C
White

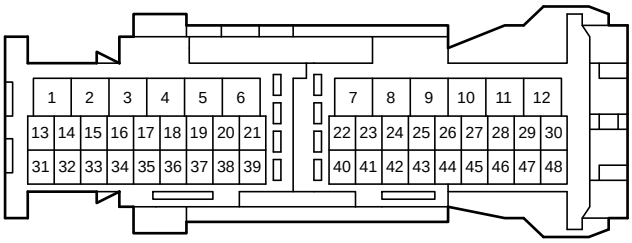

5D
White

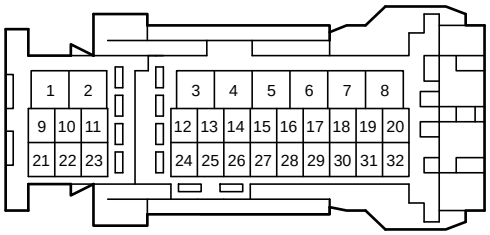

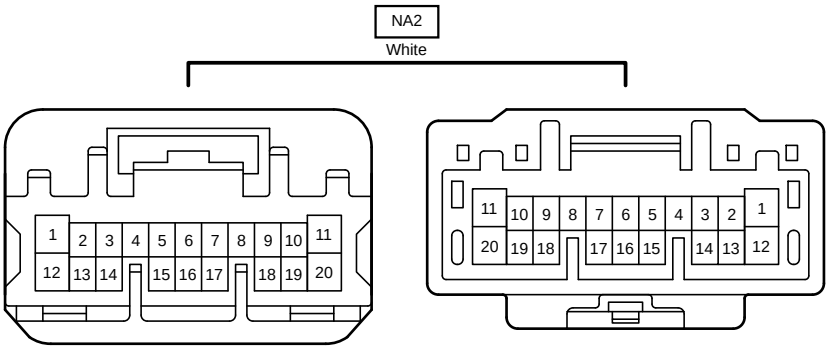
NA2
White
1 2 3 4 5 6 7 8 9 10 11
12 13 14 15 16 17 18 19 20
11 10 9 8 7 6 5 4 3 2 1
20 19 18 17 16 15 14 13 12

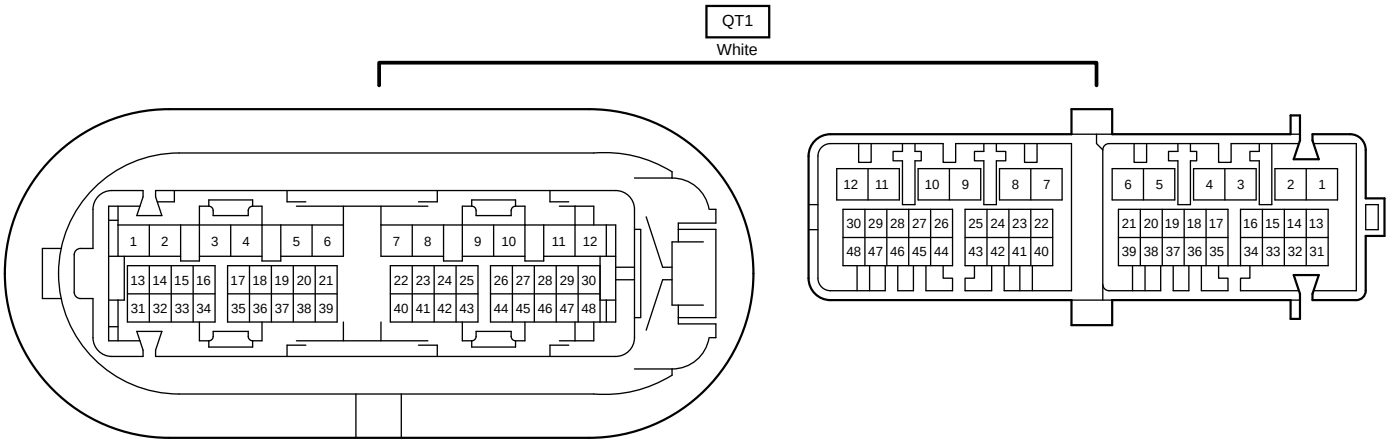
QT1
White
1 2 3 4 5 6 7 8 9 10 11 12
13 14 15 16 17 18 19 20 21 22 23 24 25 26 27 28 29 30
31 32 33 34 35 36 37 38 39 40 41 42 43 44 45 46 47 48
12 11 10 9 8 7 6 5 4 3 2 1
30 29 28 27 26 25 24 23 22 21 20 19 18 17 16 15 14 13
48 47 46 45 44 43 42 41 40 39 38 37 36 35 34 33 32 31

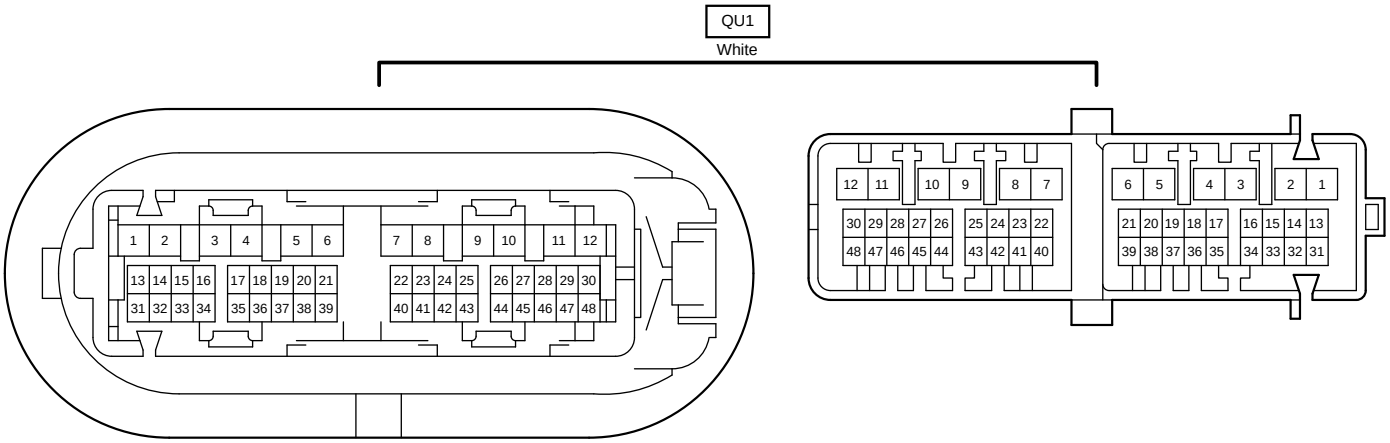
QU1
White
1 2 3 4 5 6 7 8 9 10 11 12
13 14 15 16 17 18 19 20 21 22 23 24 25 26 27 28 29 30
31 32 33 34 35 36 37 38 39 40 41 42 43 44 45 46 47 48
12 11 10 9 8 7 6 5 4 3 2 1
30 29 28 27 26 25 24 23 22 21 20 19 18 17 16 15 14 13
48 47 46 45 44 43 42 41 40 39 38 37 36 35 34 33 32 31

RT1
White

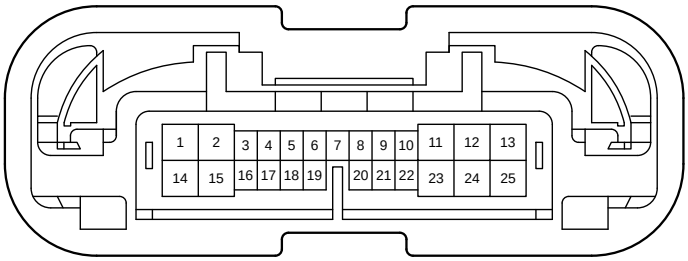

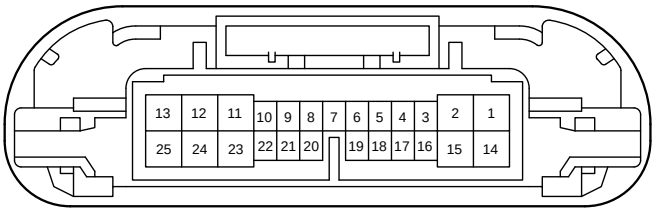
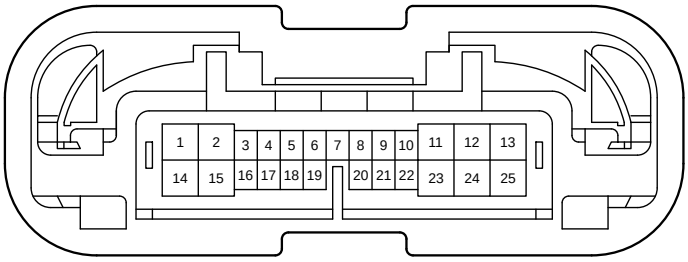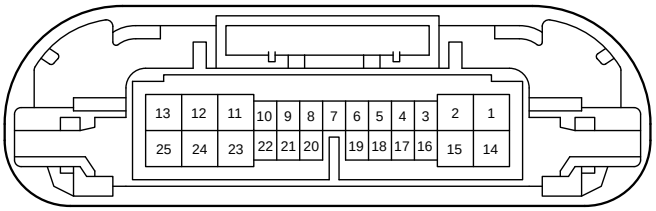
RU1
White