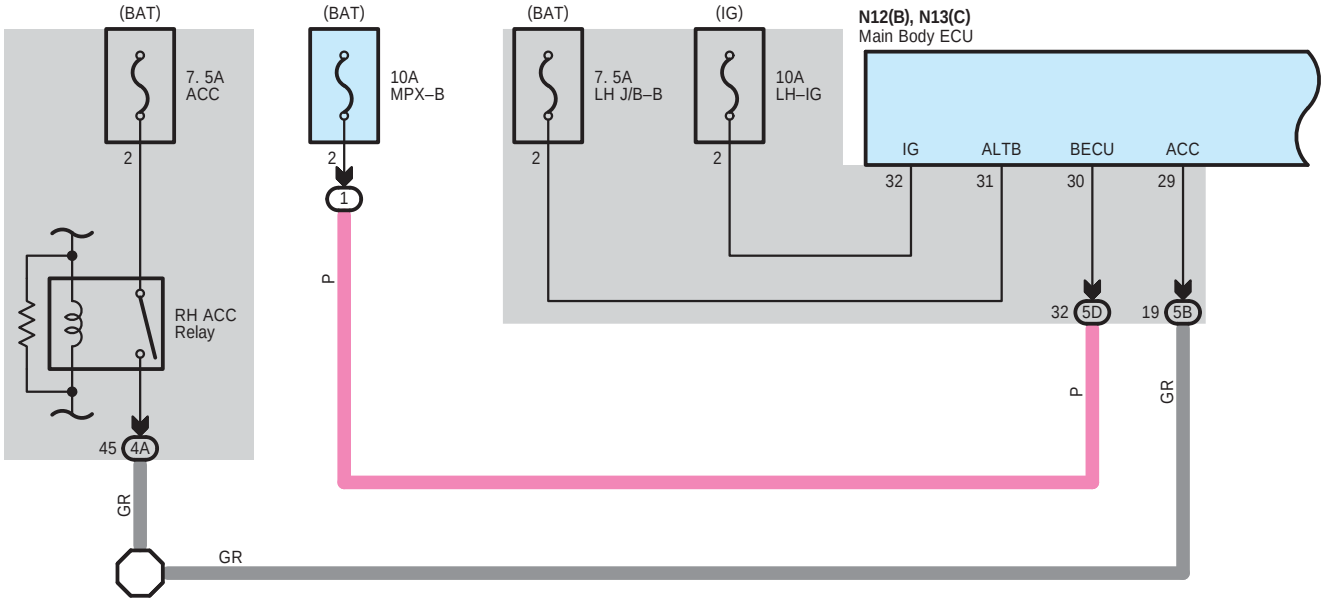
(BAT)
7. 5A
ACC
2
RH ACC
Relay
45
4A
GR
(BAT)
10A
MPX–B
2
1
P
(BAT)
7. 5A
LH J/B–B
2
(IG)
10A
LH–IG
2
N12(B), N13(C)
Main Body ECU
IG
ALTB
BECU
ACC
32
31
30
29
32
5D
19
5B
P
GR
GR

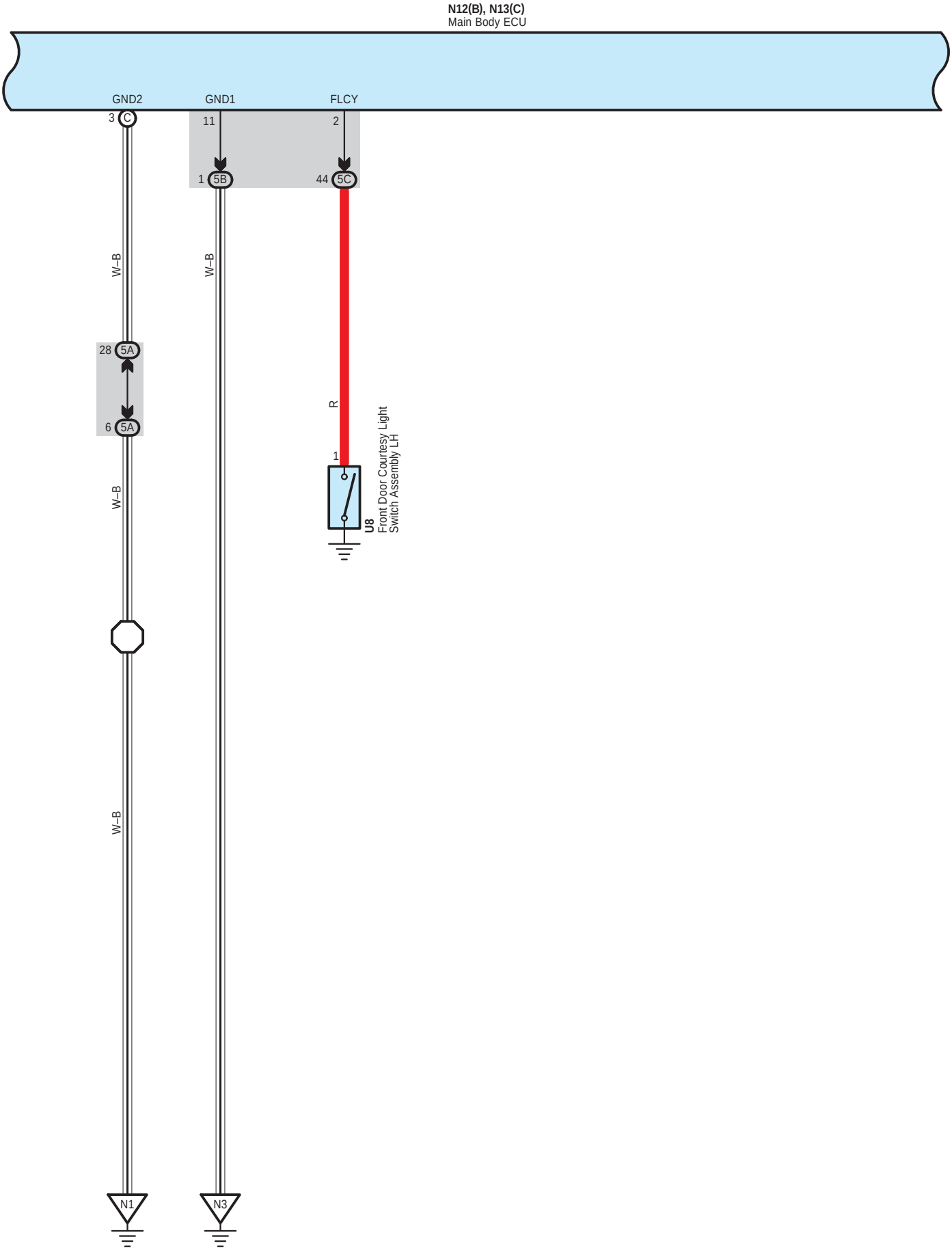
N12(B), N13(C)
Main Body ECU
GND2
GND1
FLCY
3 C
11
2
1 5B
44 5C
W–B
W–B
28 5A
6 5A
R
1
U8
Front Door Courtesy Light
Switch Assembly LH
W–B
W–B
N1
N3

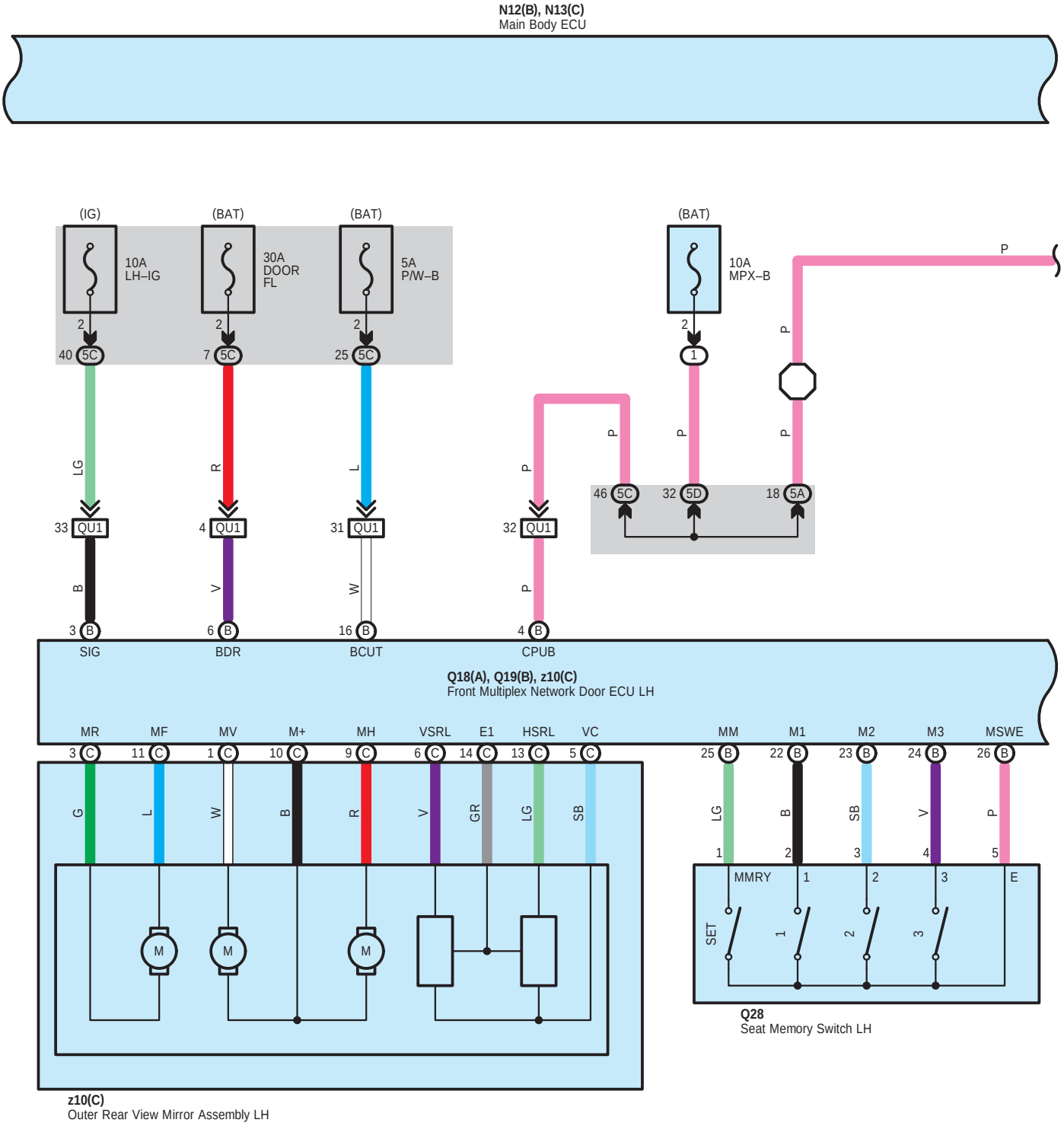
N12(B), N13(C)
Main Body ECU
(IG)
(BAT)
(BAT)
(BAT)
10A
LH–IG
30A
DOOR
FL
5A
P/W–B
10A
MPX–B
2
40 5C
7 5C
25 5C
1
LG
R
L
P
33 QU1
4 QU1
31 QU1
32 QU1
46 5C
32 5D
18 5A
B
V
W
3 B
6 B
16 B
4 B
SIG
BDR
BCUT
CPUB
Q18(A), Q19(B), z10(C)
Front Multiplex Network Door ECU LH
MR
MF
MV
M+
MH
VSRL
E1
HSRL
VC
MM
M1
M2
M3
MSWE
3 C
11 C
1 C
10 C
9 C
6 C
14 C
13 C
5 C
25 B
22 B
23 B
24 B
26 B
G
GR
SB
1
2
3
4
5
MMRY
E
SET
M
Q28
Seat Memory Switch LH
z10(C)
Outer Rear View Mirror Assembly LH

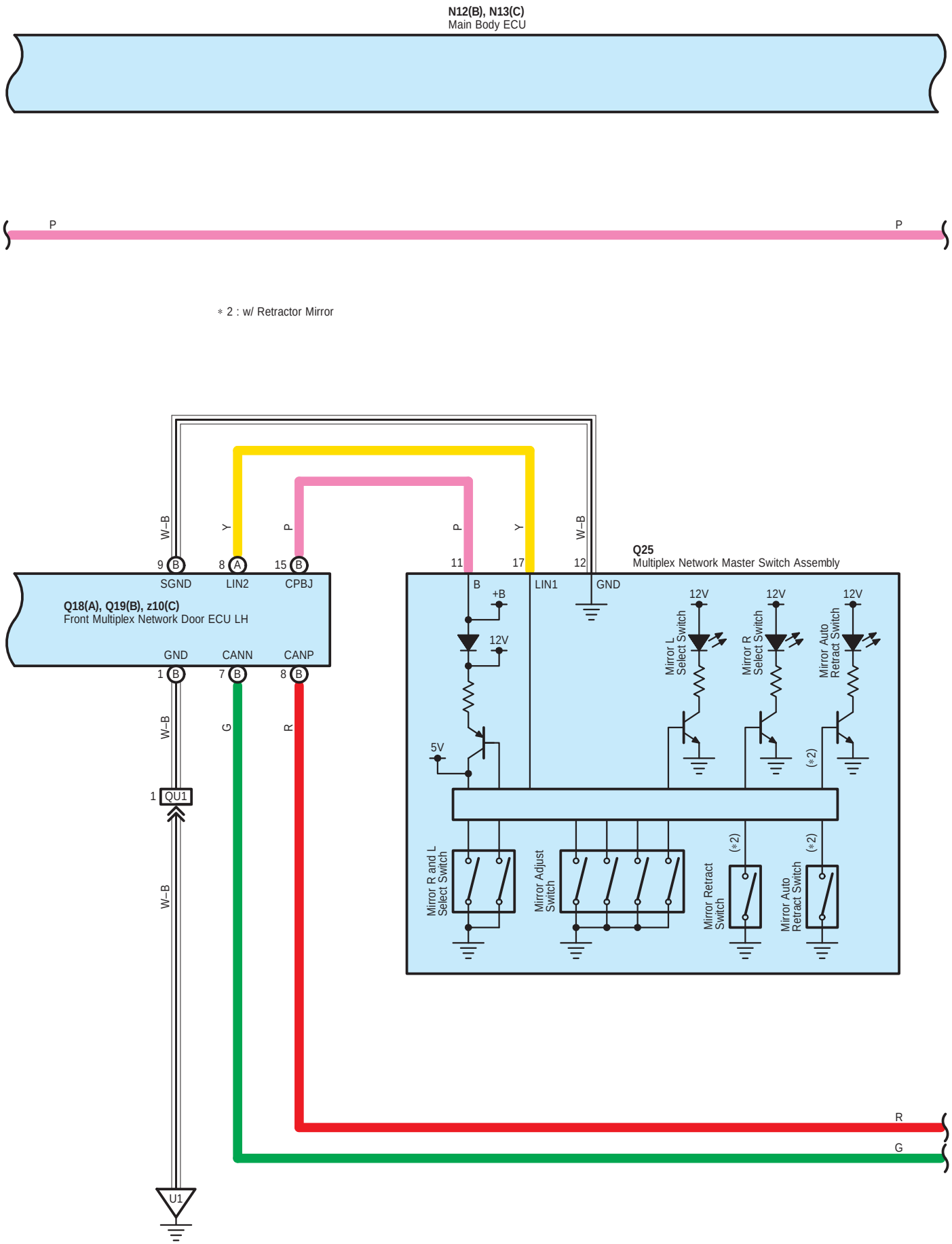
N12(B), N13(C)
Main Body ECU
P
P
* 2 : w/ Retractor Mirror
W–B
Y
P
P
Y
W–B
9 B
8 A
15 B
11
17
12
SGND
LIN2
CPBJ
Q18(A), Q19(B), z10(C)
Front Multiplex Network Door ECU LH
GND
CANN
CANP
1 B
7 B
8 B
W–B
G
R
1 QU1
W–B
U1
Q25
Multiplex Network Master Switch Assembly
B
+B
LIN1
GND
12V
12V
5V
12V
12V
12V
Mirror L Select Switch
Mirror R Select Switch
Mirror Auto Retract Switch
(*2)
Mirror R and L Select Switch
Mirror Adjust Switch
Mirror Retract Switch
(*2)
Mirror Auto Retract Switch
(*2)
R
G

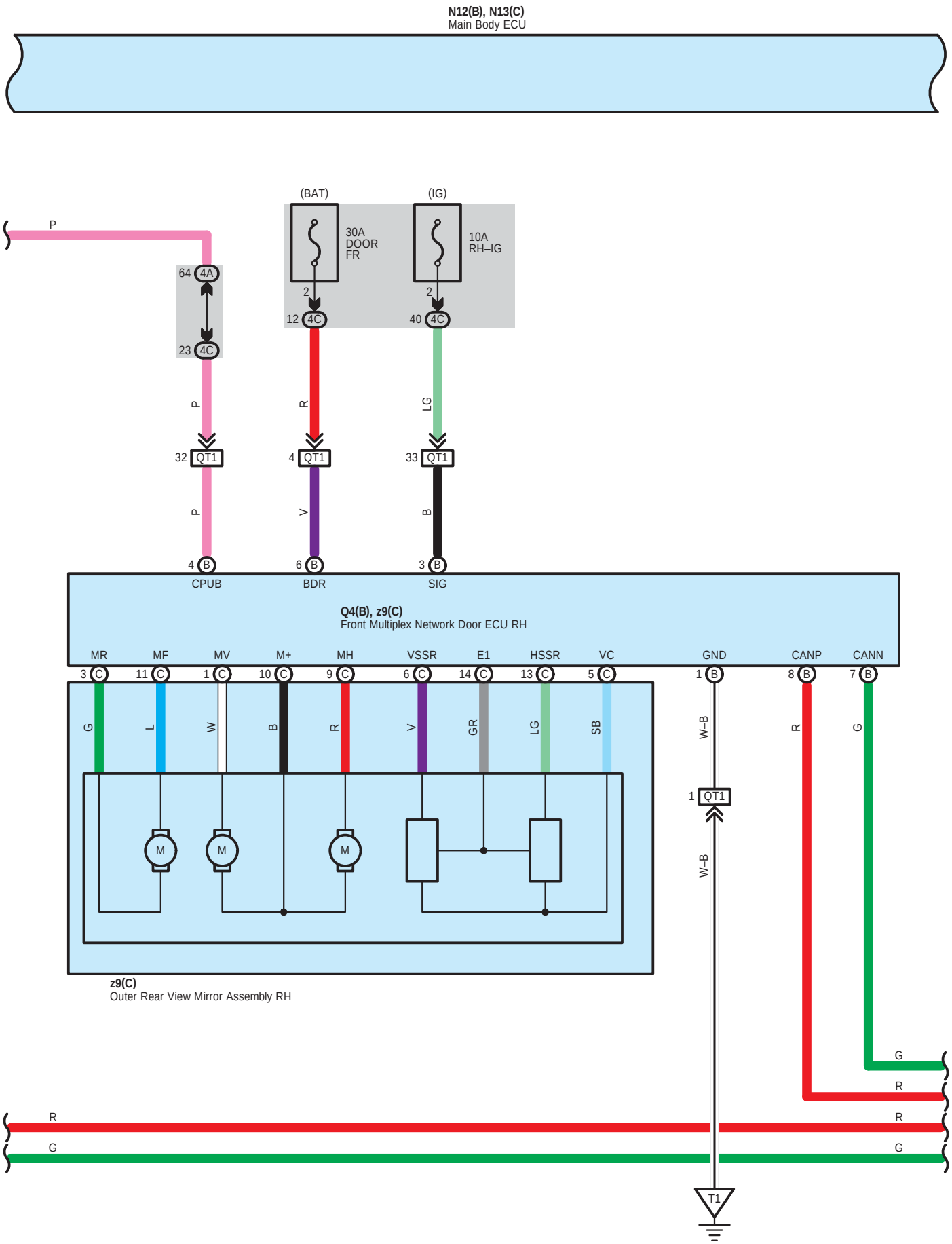
N12(B), N13(C)
Main Body ECU
(BAT)
(IG)
30A
DOOR
FR
10A
RH–IG
P
64 4A
23 4C
2
12 4C
2
40 4C
P
R
LG
32 QT1
4 QT1
33 QT1
P
V
B
4 B
6 B
3 B
CPUB
BDR
SIG
Q4(B), z9(C)
Front Multiplex Network Door ECU RH
MR
MF
MV
M+
MH
VSSR
E1
HSSR
VC
GND
CANP
CANN
3 C
11 C
1 C
10 C
9 C
6 C
14 C
13 C
5 C
1 B
8 B
7 B
G
L
W
B
R
V
GR
LG
SB
W–B
R
G
1 QT1
W–B
M
M
M
z9(C)
Outer Rear View Mirror Assembly RH
G
R
R
R
G
G
T1

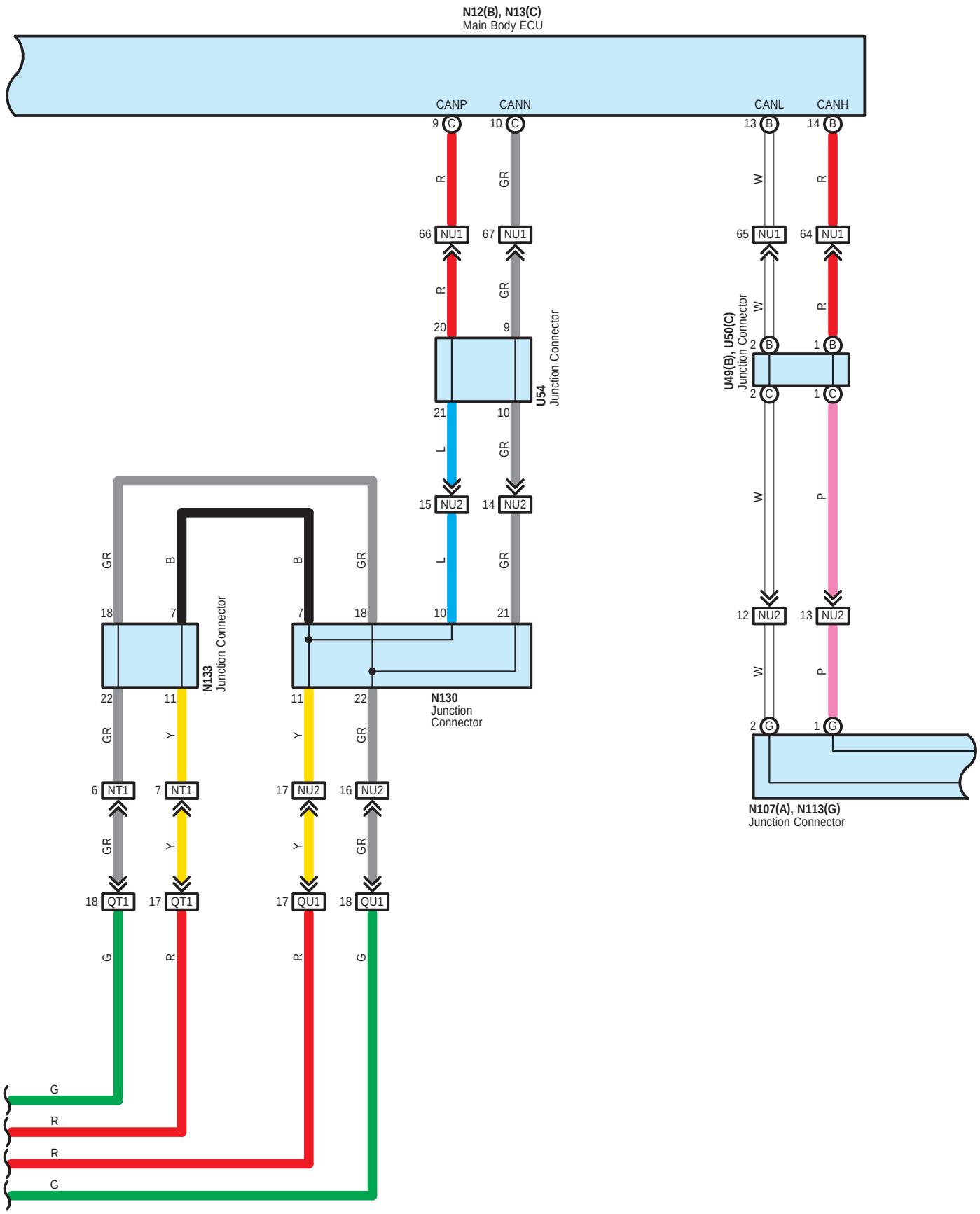
N12(B), N13(C)
Main Body ECU
CANP
CANN
CANL
CANH
9 C
10 C
13 B
14 B
R
GR
W
R
66 NU1
67 NU1
65 NU1
64 NU1
R
GR
W
R
20
9
2 B
1 B
U49(B), U50(C)
Junction Connector
U54
Junction Connector
21
10
2 C
1 C
L
GR
W
P
15 NU2
14 NU2
12 NU2
13 NU2
GR
B
B
GR
L
GR
W
P
18
7
7
18
10
21
N133
Junction Connector
N130
Junction
Connector
22
11
11
22
2 G
1 G
GR
Y
Y
GR
6 NT1
7 NT1
17 NU2
16 NU2
N107(A), N113(G)
Junction Connector
GR
Y
Y
GR
18 QT1
17 QT1
17 QU1
18 QU1
G
R
R
G
G
R
R
G

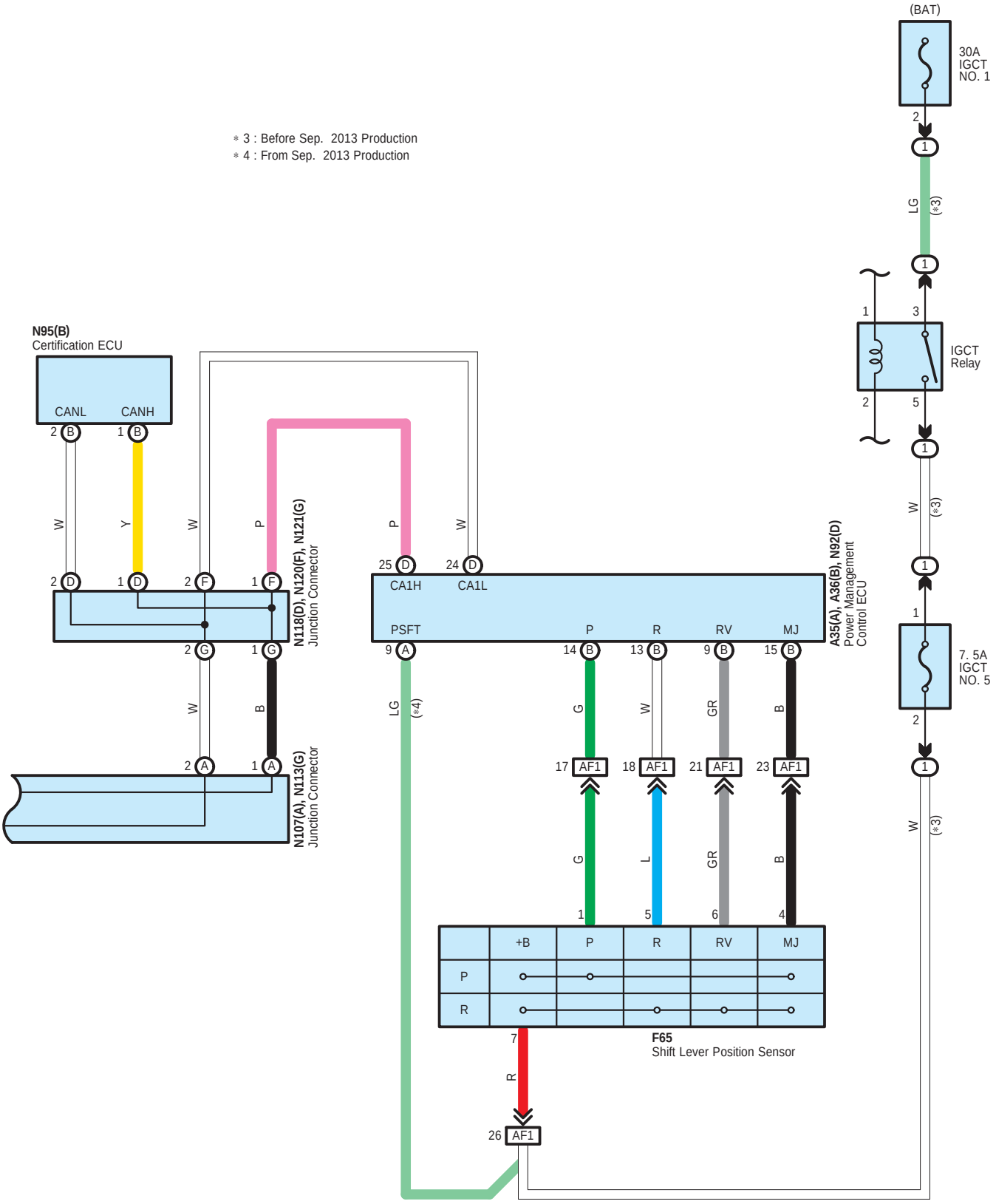
(BAT)
30A
IGCT
NO. 1
LG
(*3)
IGCT
Relay
W
(*3)
7. 5A
IGCT
NO. 5
W
(*3)
* 3 : Before Sep. 2013 Production
* 4 : From Sep. 2013 Production
N95(B)
Certification ECU
CANL
CANH
W
Y
W
P
P
W
N118(D), N120(F), N121(G)
Junction Connector
CA1H
CA1L
PSFT
P
R
RV
MJ
A35(A), A36(B), N92(D)
Power Management
Control ECU
W
B
LG
(*4)
G
W
GR
B
N107(A), N113(G)
Junction Connector
AF1
G
L
GR
B
+B
P
R
RV
MJ
F65
Shift Lever Position Sensor
R

A 35
Gray

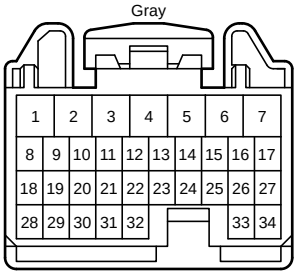

A 36
Gray

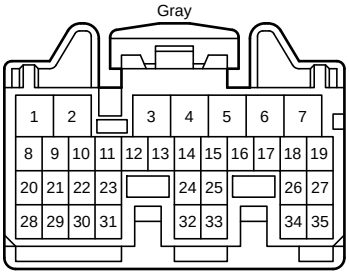

F 65
Gray

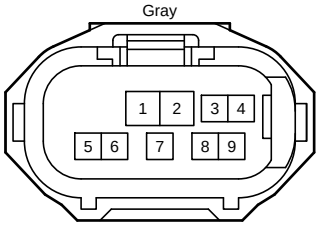

N 12
White

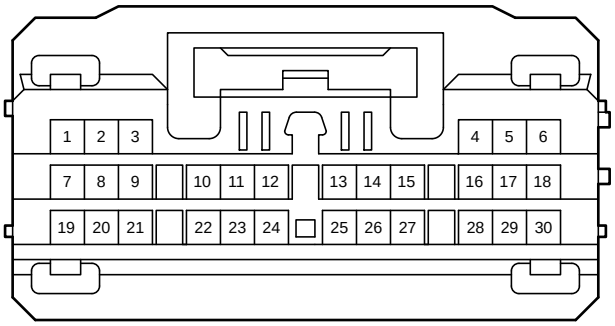

N 13
White

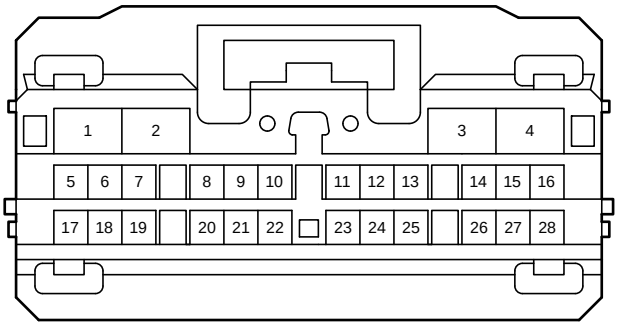

N 92
Gray

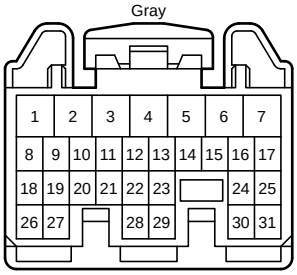

N 95
White

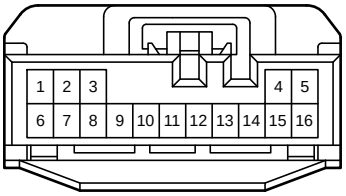

N107
White

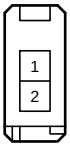

N113
White

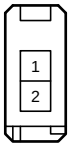

N118
White

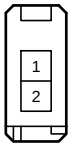

N120
White

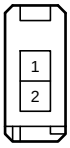

N121
White

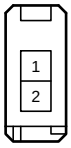

N130
Black

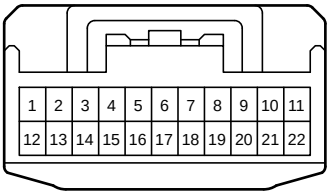

N133
Black

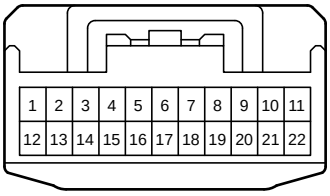

Q 4
White

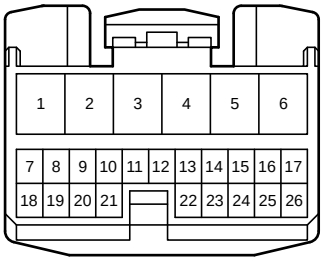

Q 18
White

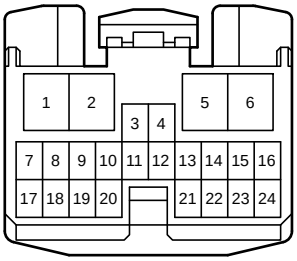

Q 19
White

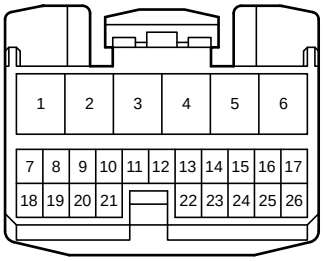

Q 25
White

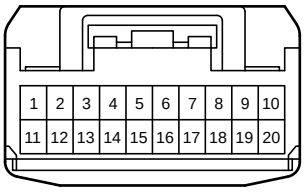

Q 28
White

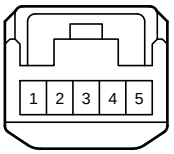

U 8
Black

U 49
White

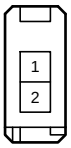

U 50
White

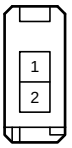

U 54
Blue

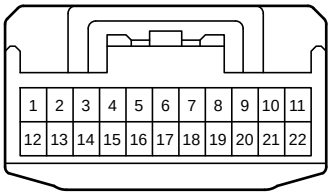

z 9
White

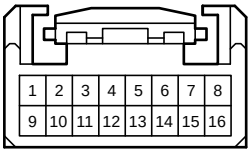

z 10
White

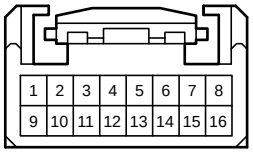

4A
White

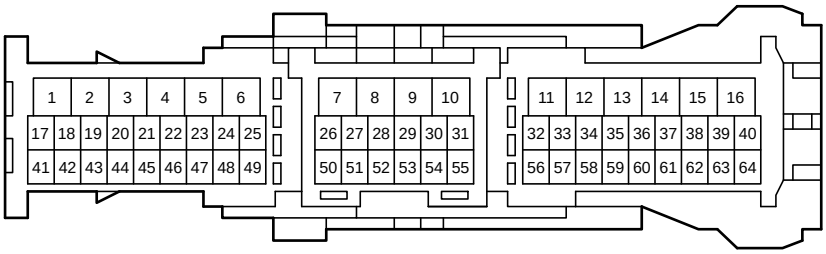

4C
White

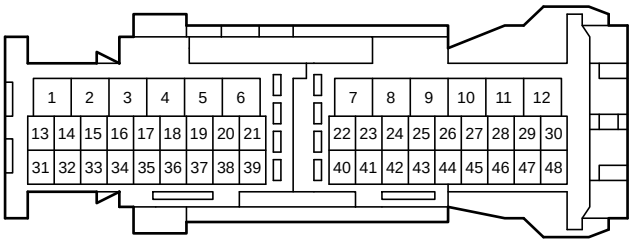

5A
White

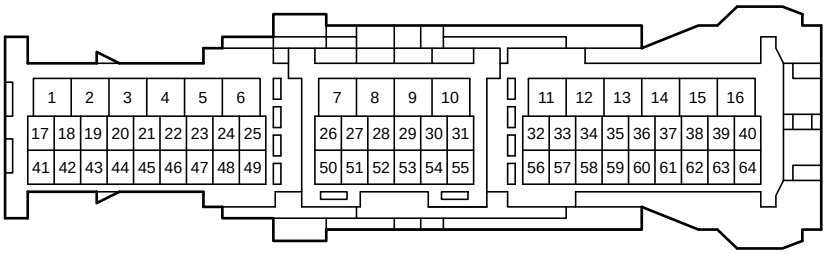

5B
White

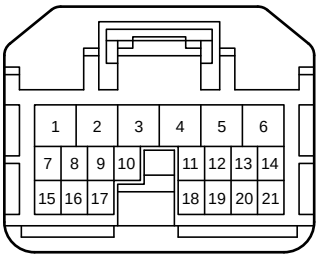

5C
White

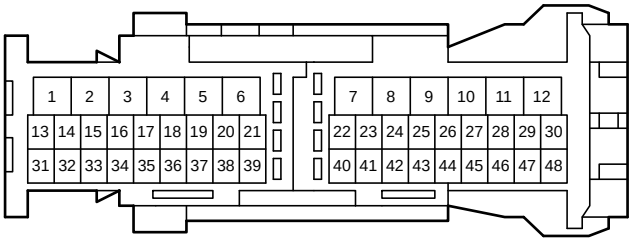

5D
White

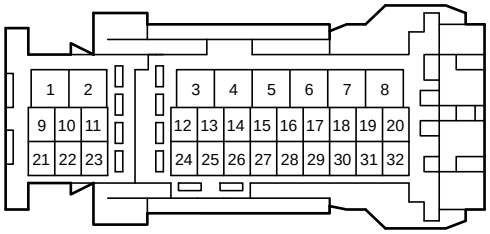

AF1
White

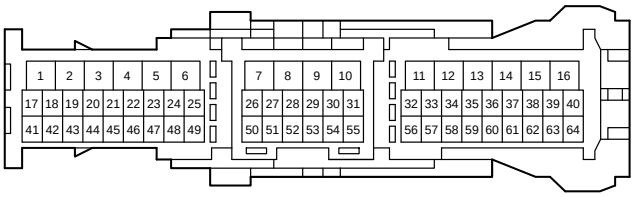

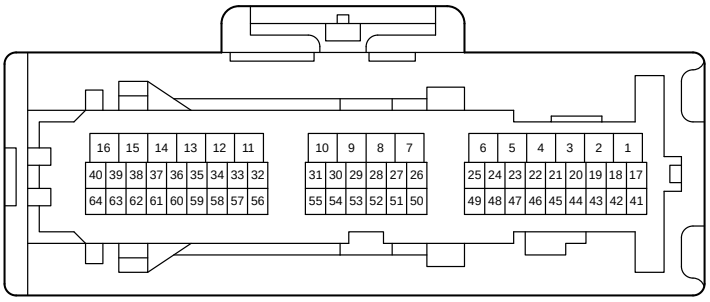

NT1
White

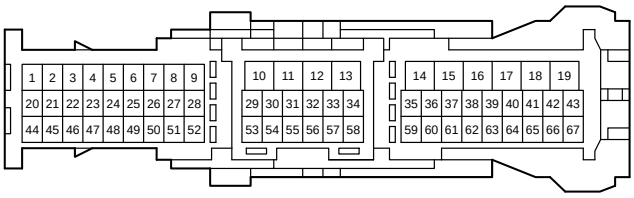

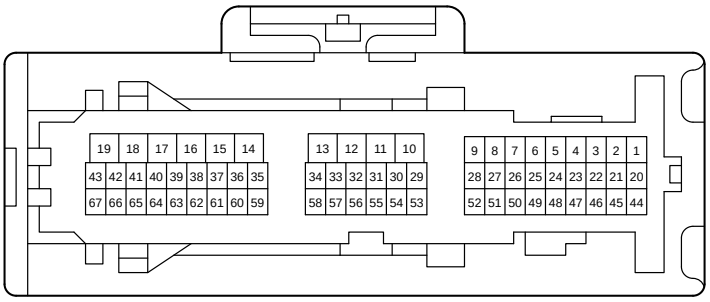

NU1
White

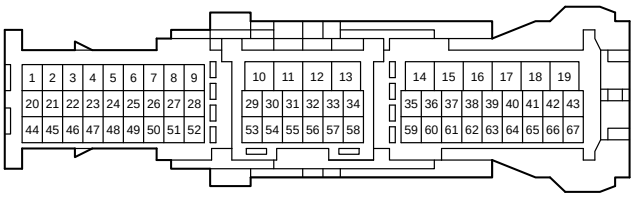

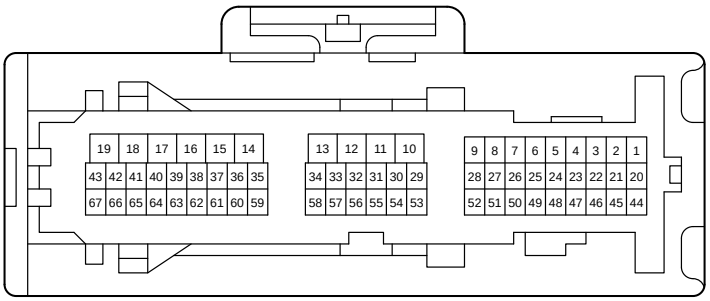

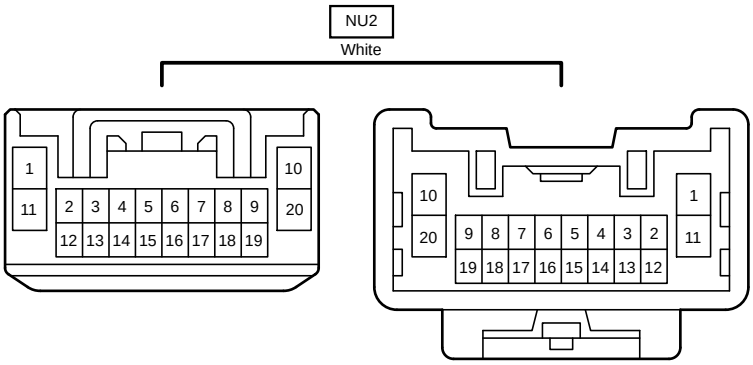
NU2
White
1
10
11
2 3 4 5 6 7 8 9
20
12 13 14 15 16 17 18 19
10
1
20
9 8 7 6 5 4 3 2
11
19 18 17 16 15 14 13 12

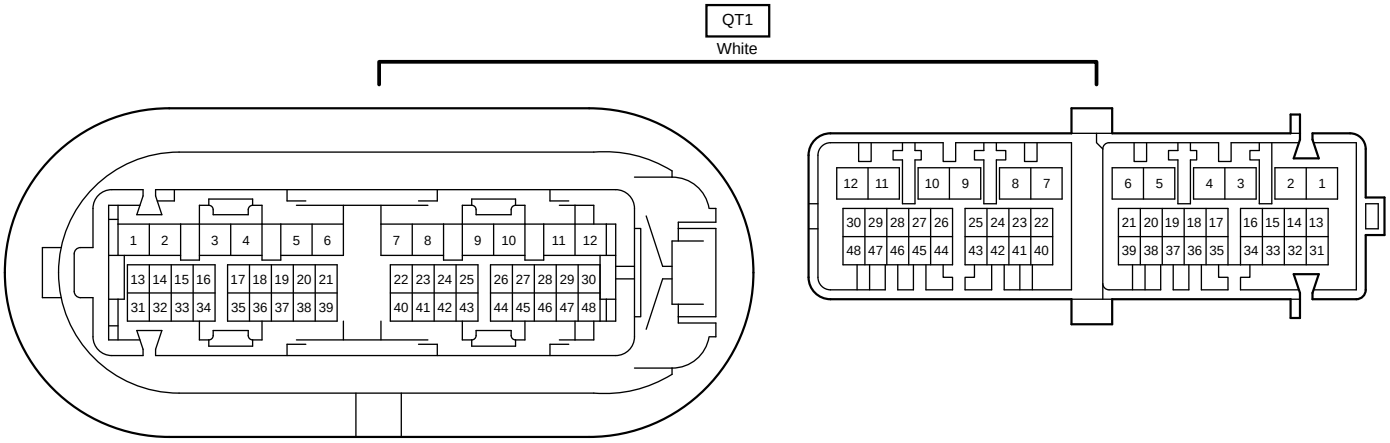
QT1
White
1 2 3 4 5 6 7 8 9 10 11 12
13 14 15 16 17 18 19 20 21 22 23 24 25 26 27 28 29 30
31 32 33 34 35 36 37 38 39 40 41 42 43 44 45 46 47 48
12 11 10 9 8 7 6 5 4 3 2 1
30 29 28 27 26 25 24 23 22 21 20 19 18 17 16 15 14 13
48 47 46 45 44 43 42 41 40 39 38 37 36 35 34 33 32 31

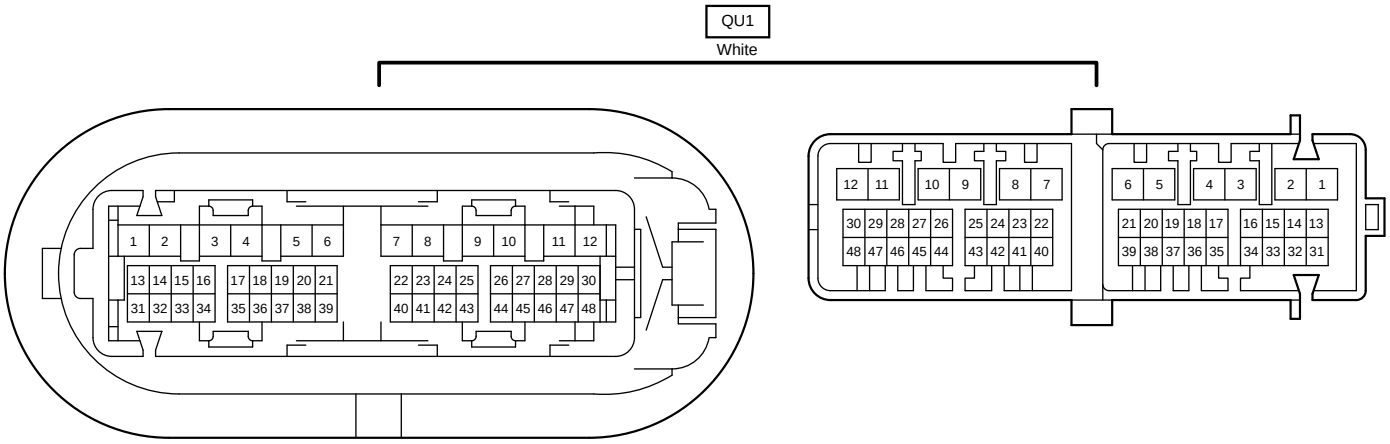
QU1
White
1 2 3 4 5 6 7 8 9 10 11 12
13 14 15 16 17 18 19 20 21 22 23 24 25 26 27 28 29 30
31 32 33 34 35 36 37 38 39 40 41 42 43 44 45 46 47 48
12 11 10 9 8 7 6 5 4 3 2 1
30 29 28 27 26 25 24 23 22 21 20 19 18 17 16 15 14 13
48 47 46 45 44 43 42 41 40 39 38 37 36 35 34 33 32 31