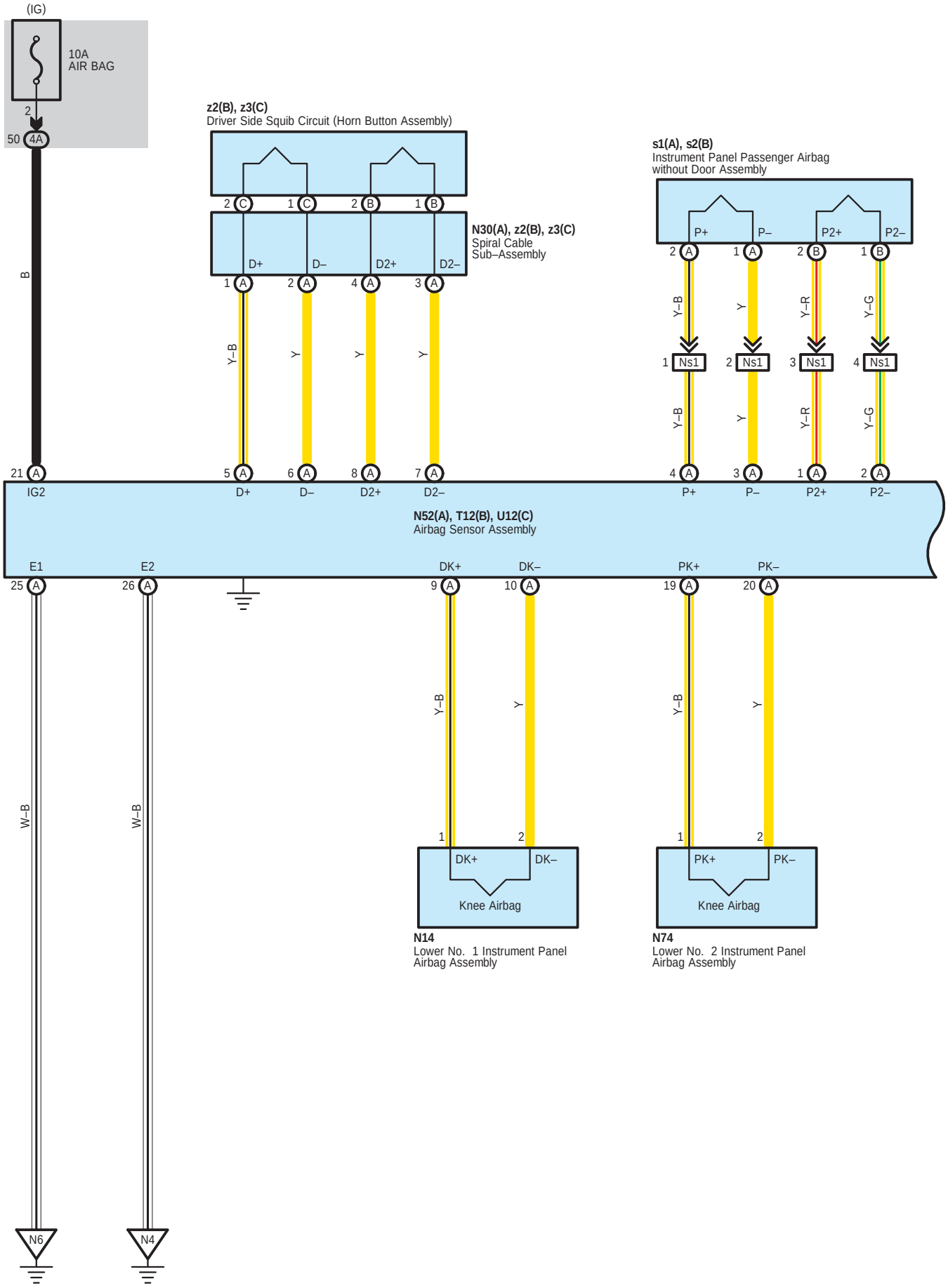
(IG)
10A
AIR BAG
2
50 4A
B
z2(B), z3(C)
Driver Side Squib Circuit (Horn Button Assembly)
2 C 1 C 2 B 1 B
N30(A), z2(B), z3(C)
Spiral Cable
Sub–Assembly
D+ D– D2+ D2–
1 A 2 A 4 A 3 A
Y–B Y Y Y
s1(A), s2(B)
Instrument Panel Passenger Airbag
without Door Assembly
P+ P– P2+ P2–
2 A 1 A 2 B 1 B
Y–B Y Y–R Y–G
1 Ns1 2 Ns1 3 Ns1 4 Ns1
Y–B Y Y–R Y–G
21 A 5 A 6 A 8 A 7 A 4 A 3 A 1 A 2 A
IG2 D+ D– D2+ D2– P+ P– P2+ P2–
N52(A), T12(B), U12(C)
Airbag Sensor Assembly
E1 E2 DK+ DK– PK+ PK–
25 A 26 A 9 A 10 A 19 A 20 A
Y–B Y Y–B Y
W–B W–B
1 2 1 2
DK+ DK– PK+ PK–
Knee Airbag Knee Airbag
N14
Lower No. 1 Instrument Panel
Airbag Assembly
N74
Lower No. 2 Instrument Panel
Airbag Assembly
N6 N4

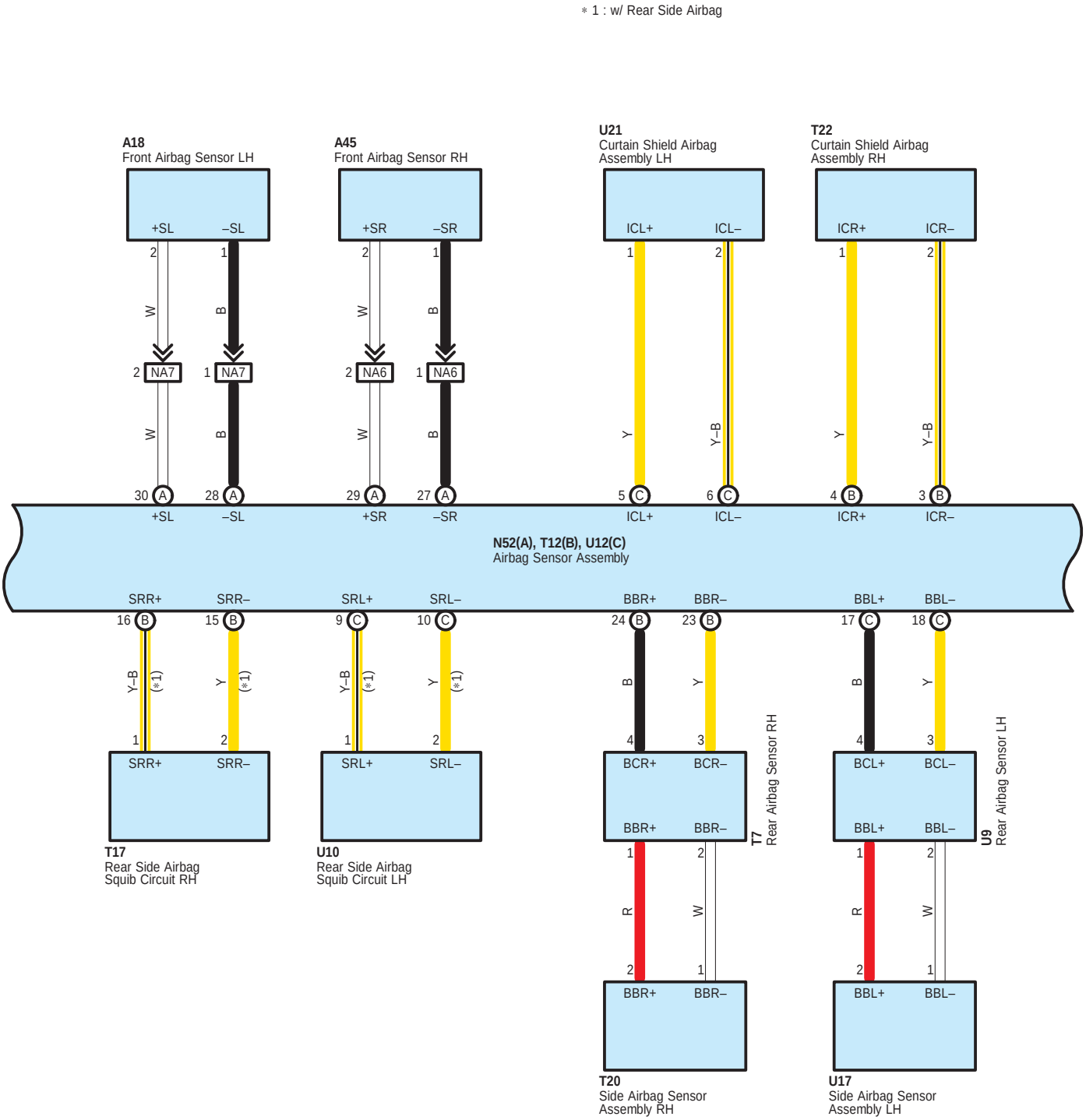
∗1 : w/ Rear Side Airbag
A18
Front Airbag Sensor LH
+SL
–SL
A45
Front Airbag Sensor RH
+SR
–SR
U21
Curtain Shield Airbag
Assembly LH
ICL+
ICL–
T22
Curtain Shield Airbag
Assembly RH
ICR+
ICR–
NA7
NA6
N52(A), T12(B), U12(C)
Airbag Sensor Assembly
SRR+
SRR–
SRL+
SRL–
BBR+
BBR–
BBL+
BBL–
(∗1)
T17
Rear Side Airbag
Squib Circuit RH
U10
Rear Side Airbag
Squib Circuit LH
BCR+
BCR–
T7
Rear Airbag Sensor RH
BCL+
BCL–
U9
Rear Airbag Sensor LH
T20
Side Airbag Sensor
Assembly RH
U17
Side Airbag Sensor
Assembly LH

∗ 2 : w/ PASSENGER AIRBAG ON/OFF Indicator
∗ 3 : w/ Telematics Transceiver
∗ 4 : w/ Airbag Cut Off Switch
∗ 5 : Before Sep. 2013 Production
∗ 6 : From Sep. 2013 Production
∗ 9 : Before Sep. 2014 Production
∗10 : From Sep. 2014 Production

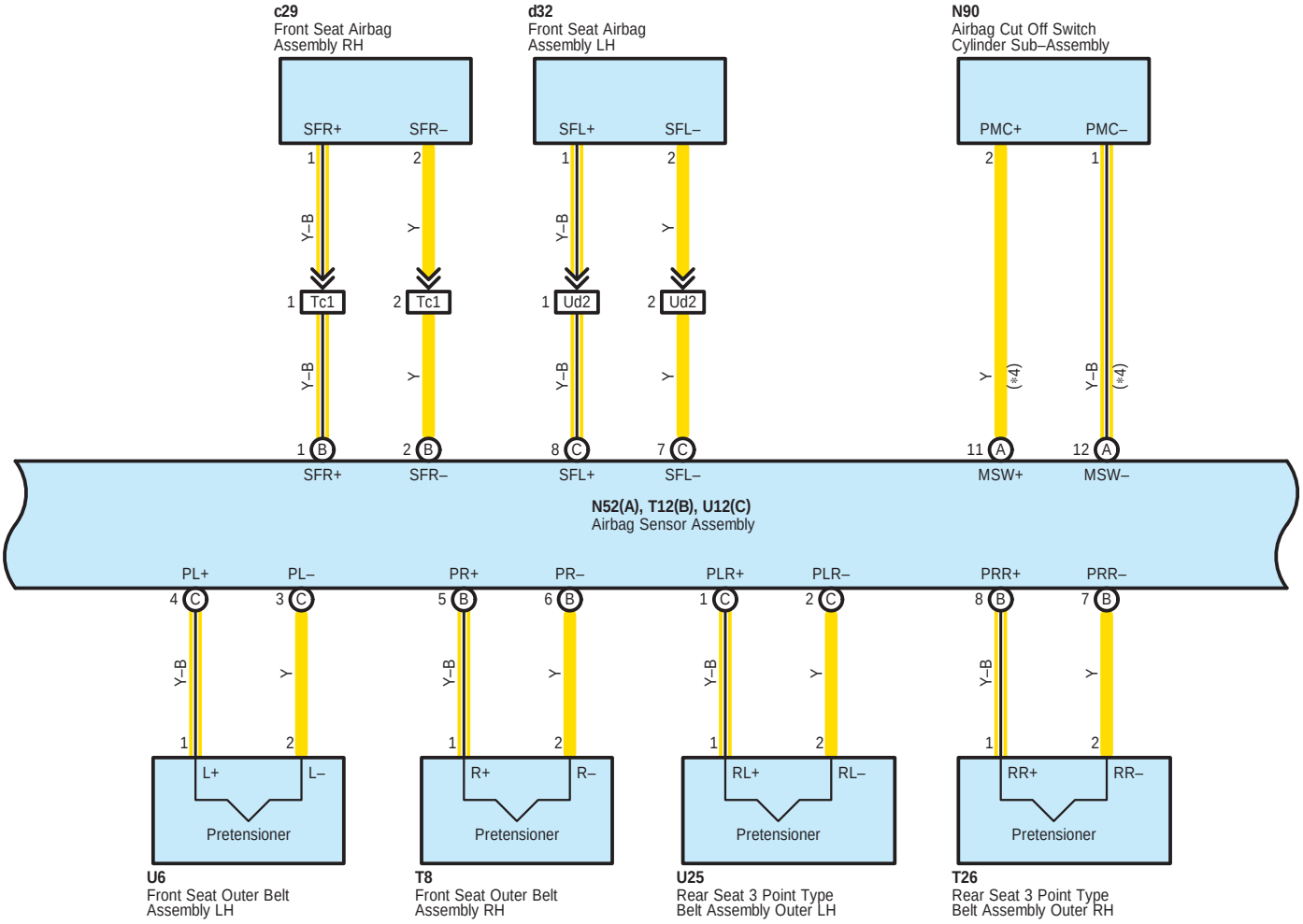

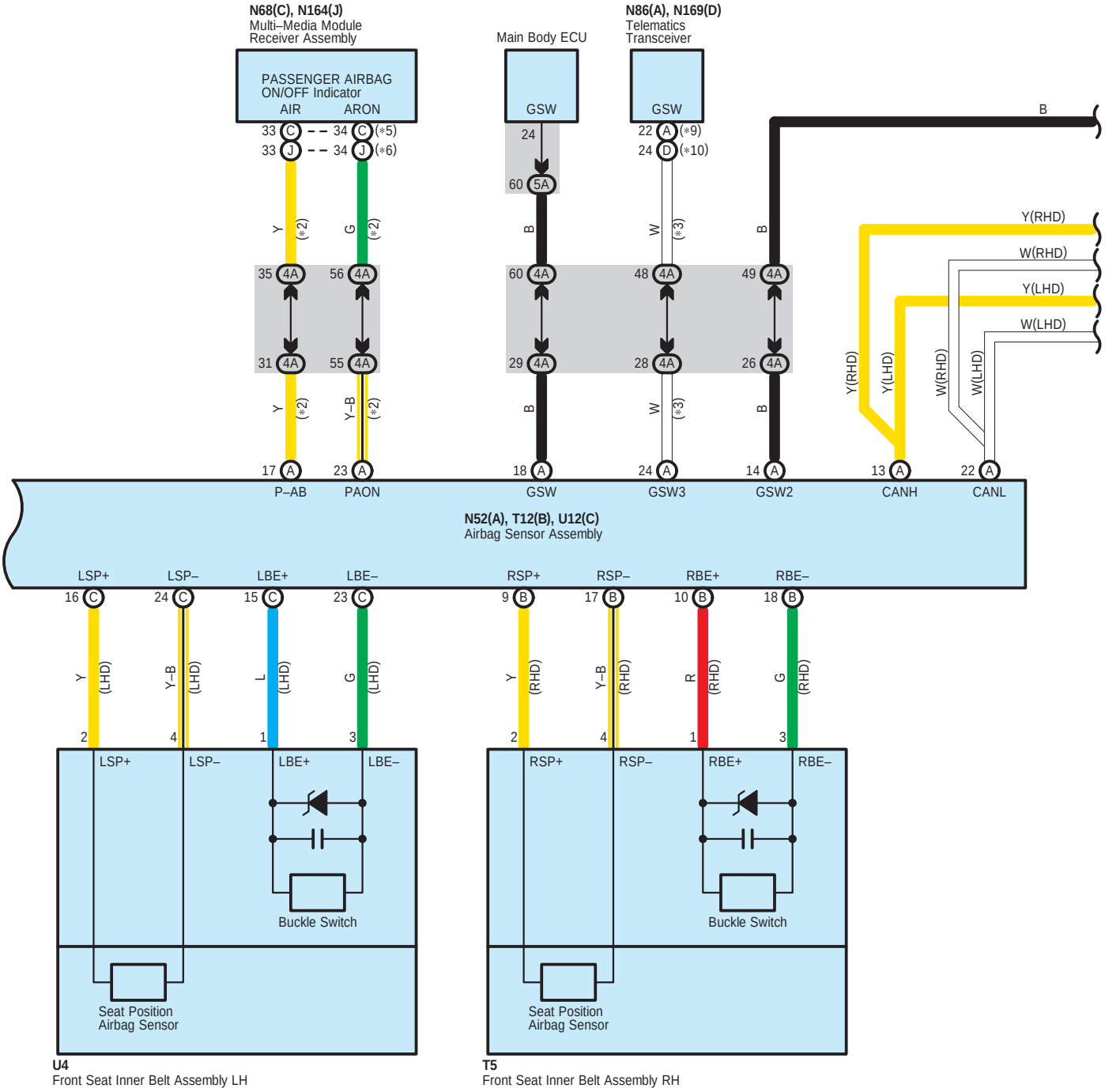
N68(C), N164(J)
Multi–Media Module
Receiver Assembly
PASSENGER AIRBAG
ON/OFF Indicator
AIR
ARON
Main Body ECU
GSW
N86(A), N169(D)
Telematics
Transceiver
GSW
B
Y(RHD)
W(RHD)
Y(LHD)
W(LHD)
P–AB
PAON
GSW
GSW3
GSW2
CANH
CANL
N52(A), T12(B), U12(C)
Airbag Sensor Assembly
LSP+
LSP–
LBE+
LBE–
RSP+
RSP–
RBE+
RBE–
Buckle Switch
Seat Position
Airbag Sensor
U4
Front Seat Inner Belt Assembly LH
T5
Front Seat Inner Belt Assembly RH

∗ 7 : 2GR–FXE
∗ 8 : 2AR–FSE

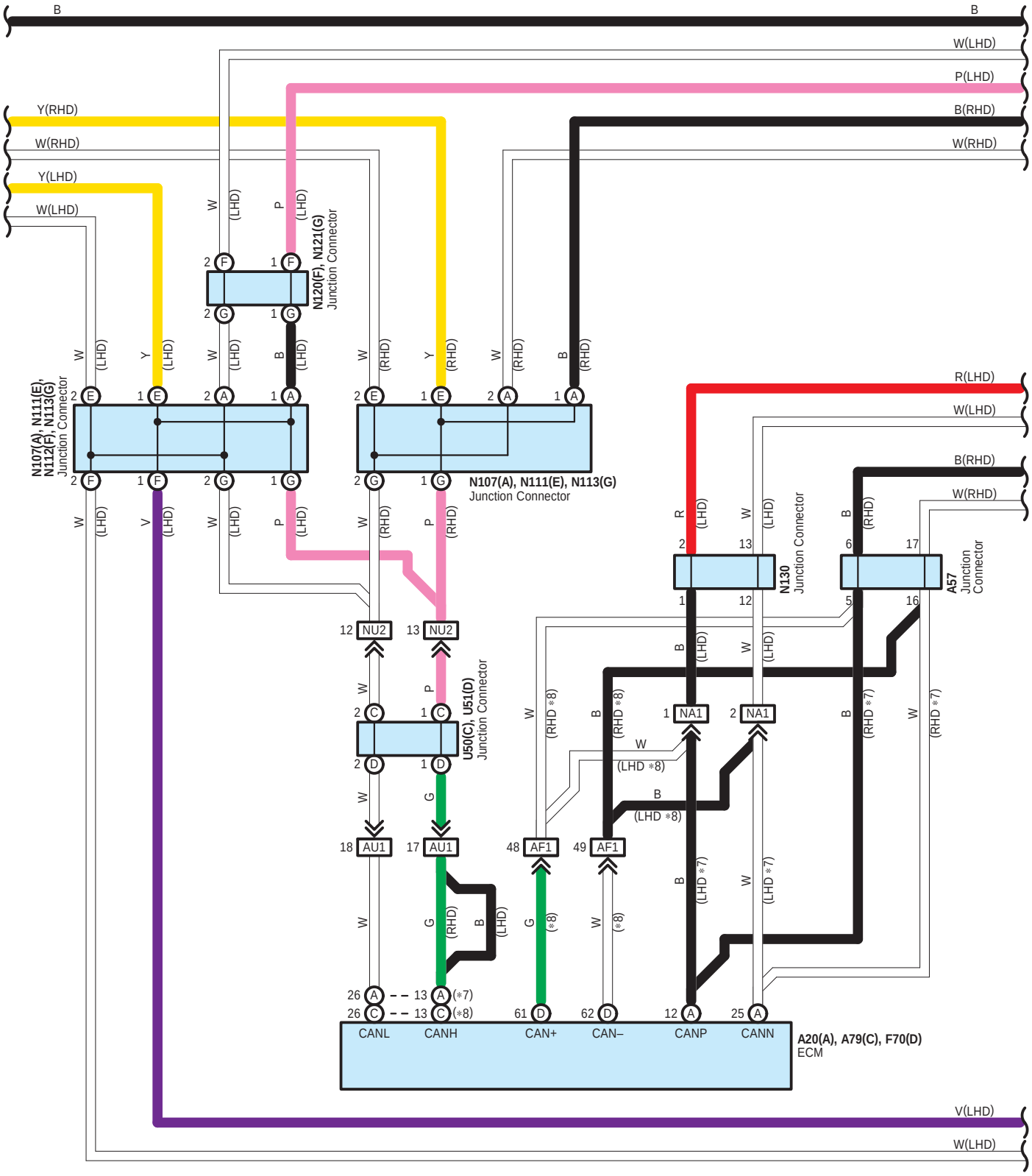

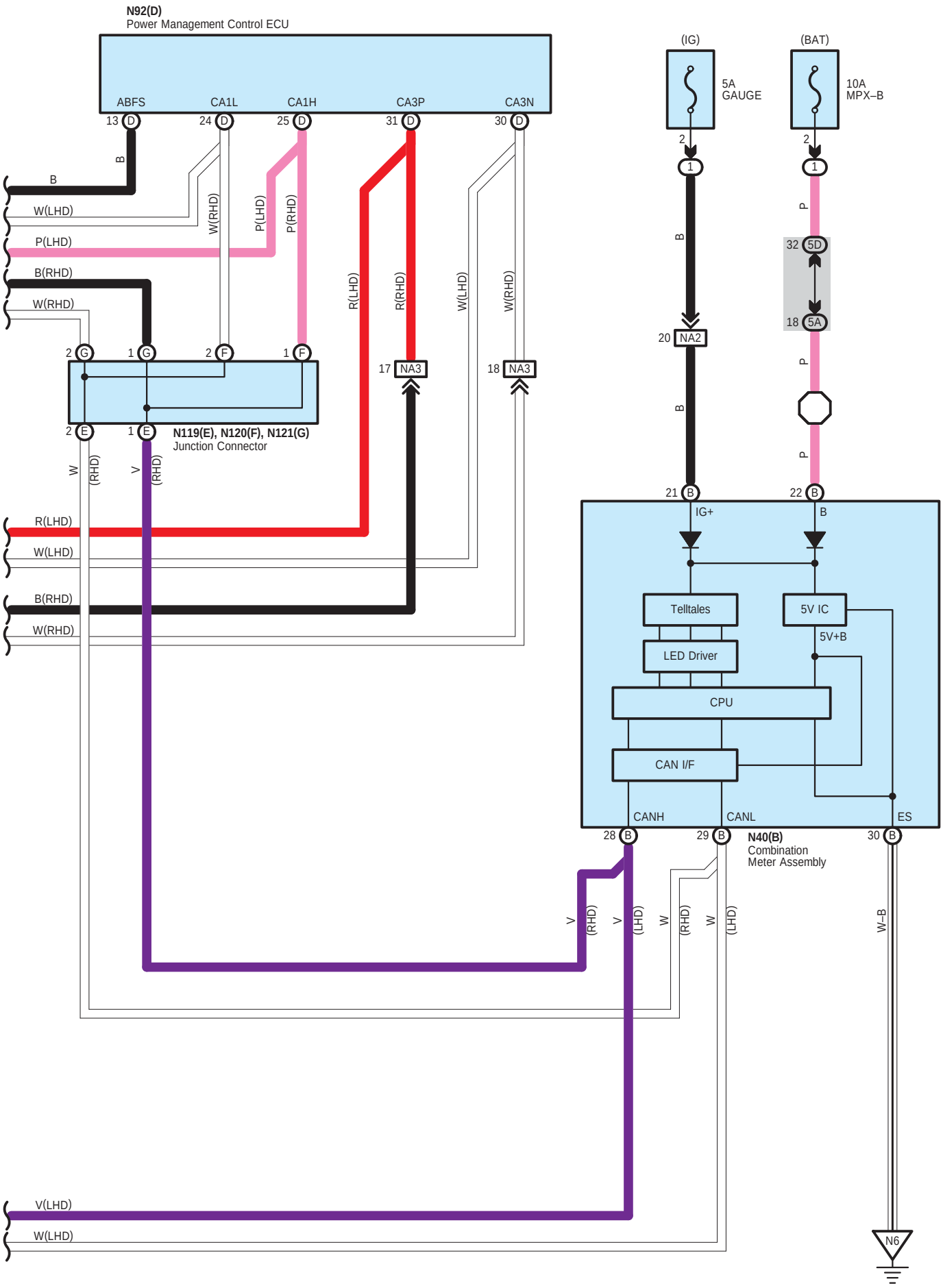
N92(D)
Power Management Control ECU
ABFS
CA1L
CA1H
CA3P
CA3N
13 D
24 D
25 D
31 D
30 D
B
W(LHD)
P(LHD)
B(RHD)
W(RHD)
W(RHD)
P(LHD)
P(RHD)
R(LHD)
R(RHD)
W(LHD)
W(RHD)
2 G
1 G
2 F
1 F
17 NA3
18 NA3
2 E
1 E
N119(E), N120(F), N121(G)
Junction Connector
W
(RHD)
V
(RHD)
R(LHD)
W(LHD)
B(RHD)
W(RHD)
(IG)
5A
GAUGE
(BAT)
10A
MPX–B
2
1
B
20 NA2
B
2
1
P
32 5D
18 5A
P
P
21 B
22 B
IG+
B
Telltales
5V IC
5V+B
LED Driver
CPU
CAN I/F
CANH
CANL
ES
28 B
29 B
30 B
N40(B)
Combination
Meter Assembly
V
(RHD)
V
(LHD)
W
(RHD)
W
(LHD)
W–B
V(LHD)
W(LHD)
N6

A 18
Yellow



A 20
Black

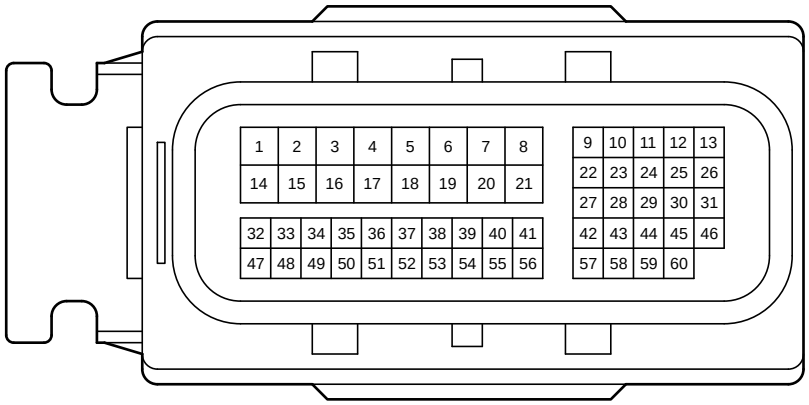

A 45
Yellow



A 57
Blue

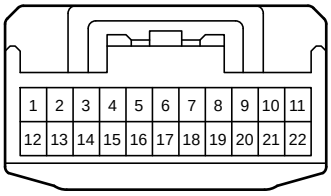

A 79
Black

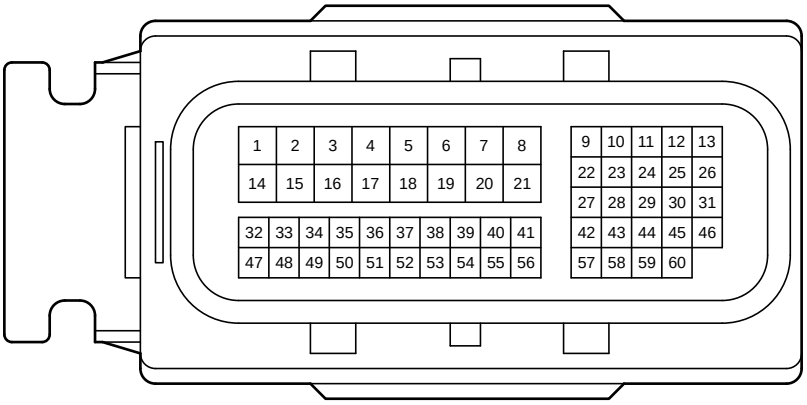

F 70
Black

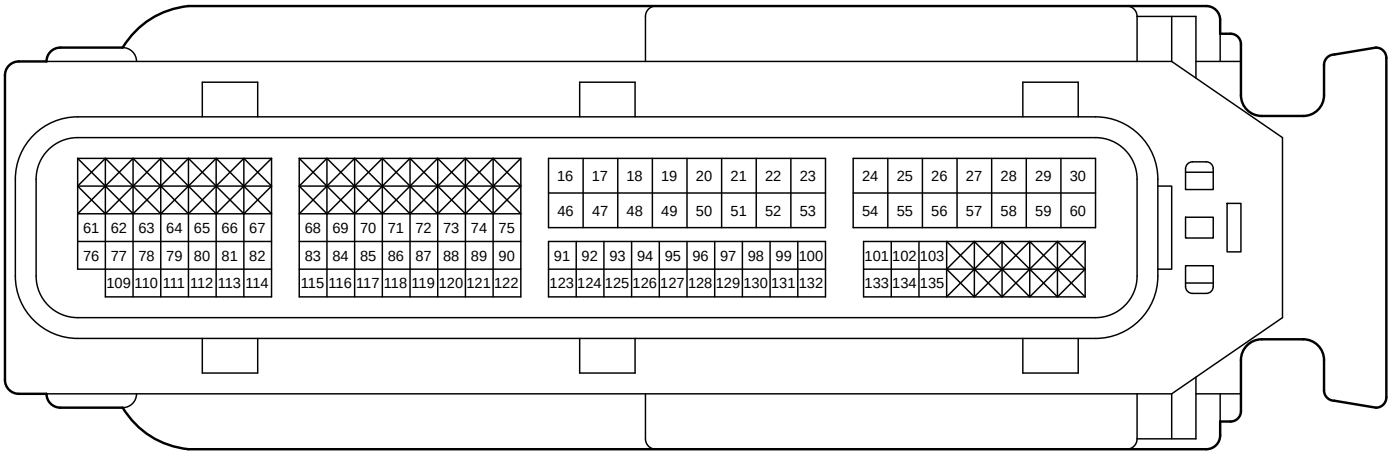

N 14
Black

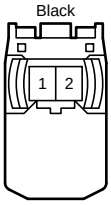

N 30
Yellow

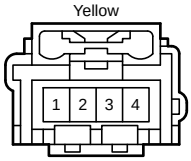

N 40
Black

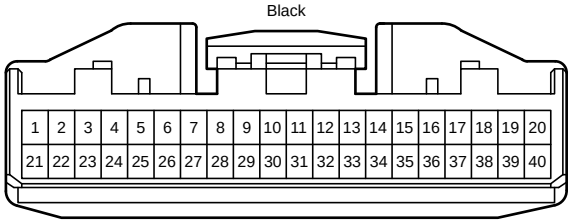

N 52
Yellow

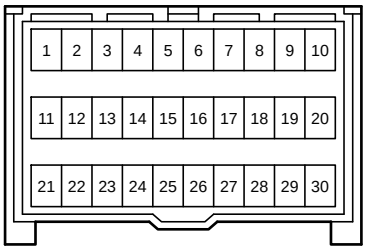

N 68
White

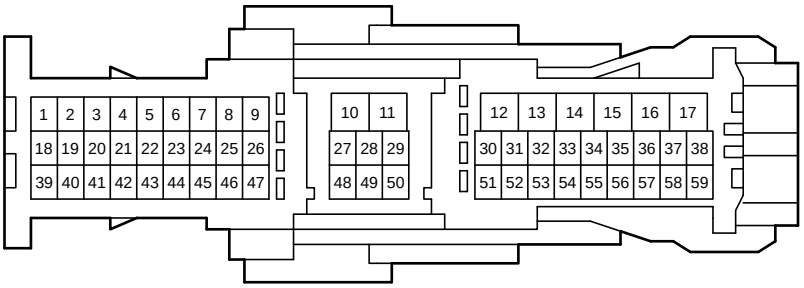

N 74
Yellow



N 86
White

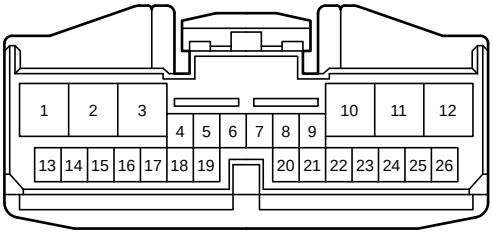

N 90
Black

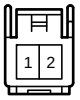

N 92
Gray

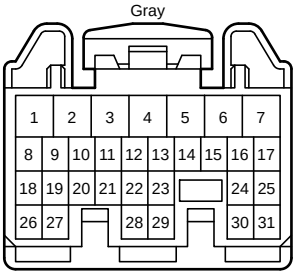

N107
White

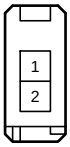

N111
White

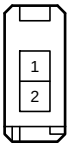

N112
White

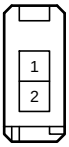

N113
White

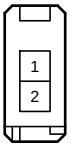

N119
White

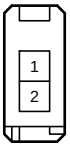

N120
White

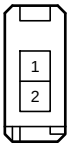

N121
White

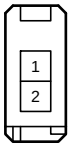

N130
Black

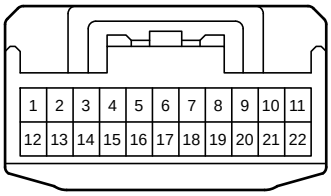

N164
White

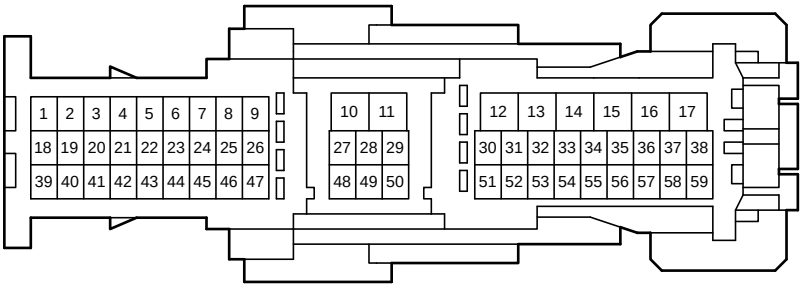

N169
White

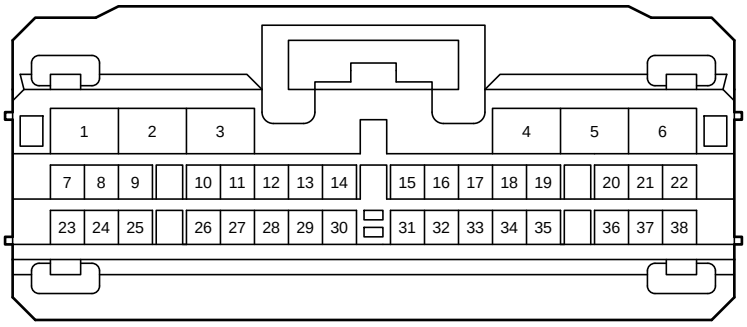

T 5
White

T 7
Yellow

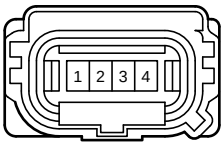

T 8
Black

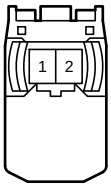

T 12
Yellow

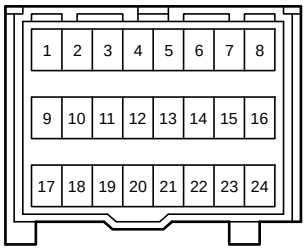

T 17
Yellow



T 20
Yellow

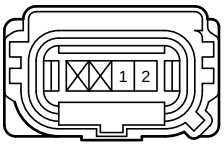

T 22
Black

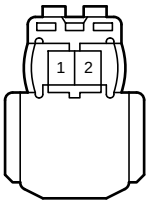

T 26
Black

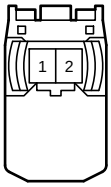

U 4
White

U 6
Black

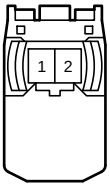

U 9
Yellow

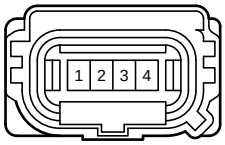

U 10
Yellow



U 12
Yellow

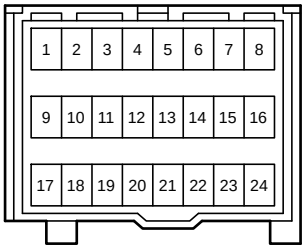

U 17
Yellow

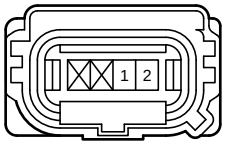

U 21
Black

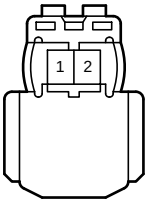

U 25
Black

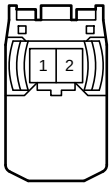

U 50
White

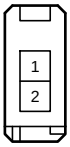

U 51
White

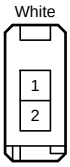

c 29
Yellow



d 32
Yellow



s 1
Orange

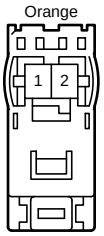

s 2
Black

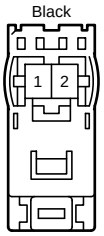

z 2
Black

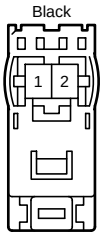

z 3
Orange

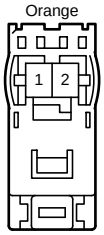

4A
White

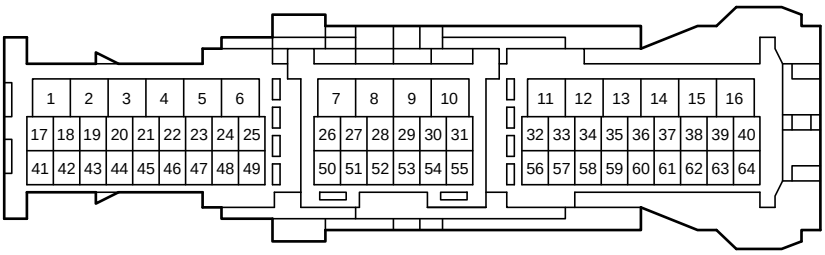

5A
White

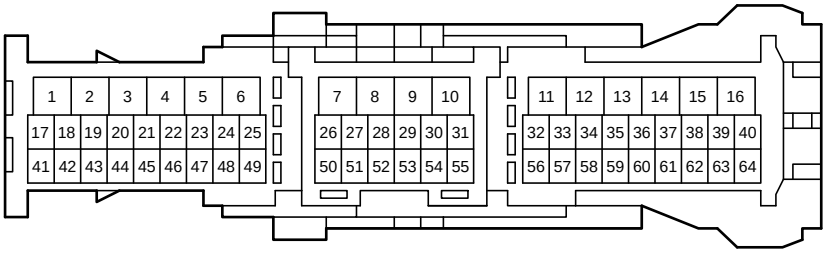

5D
White

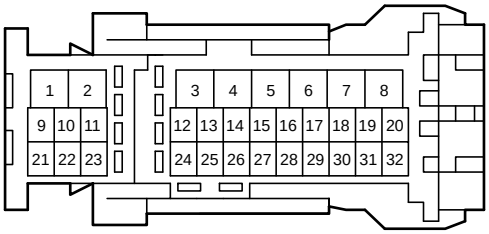

AF1
White

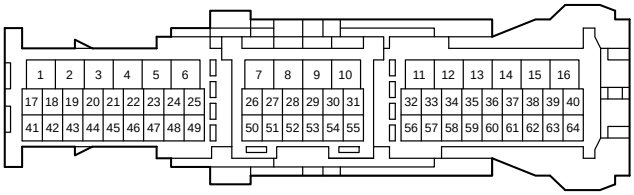

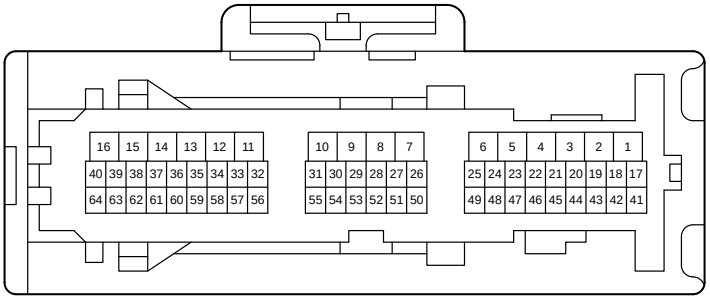

AU1
White

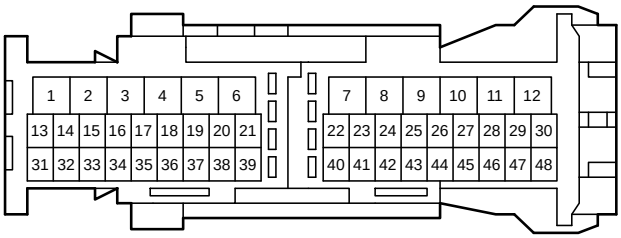

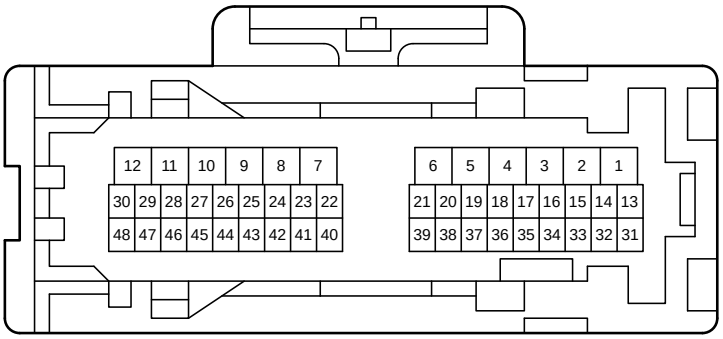

NA1
White

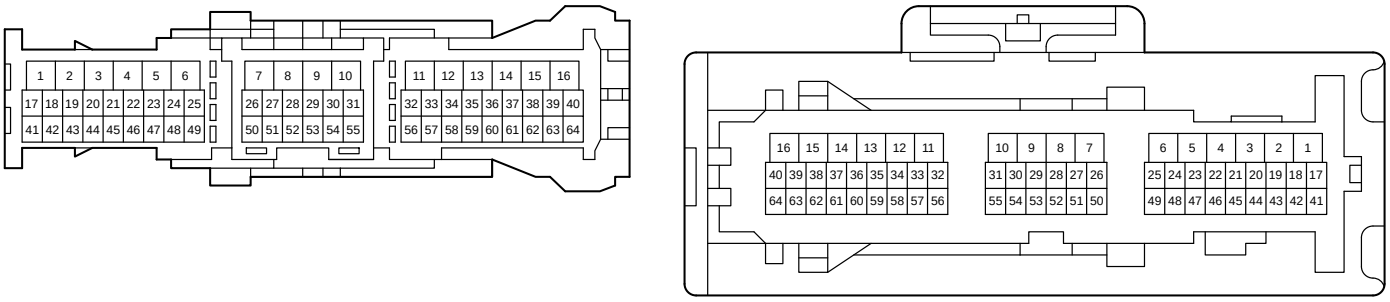

NA2
White

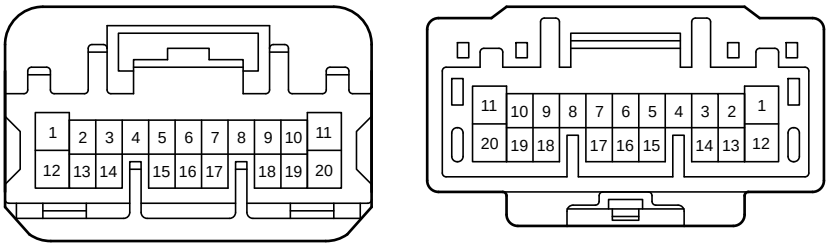

NA3
White

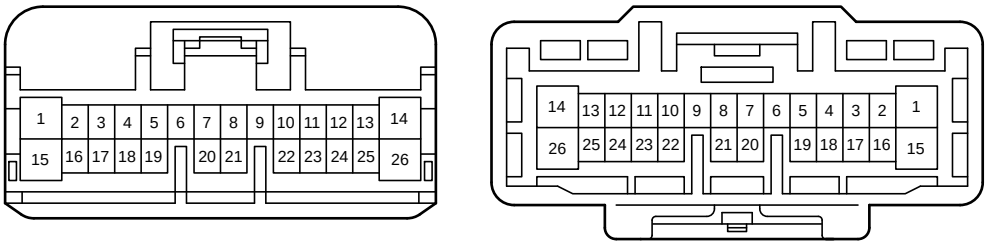

NA6
Yellow

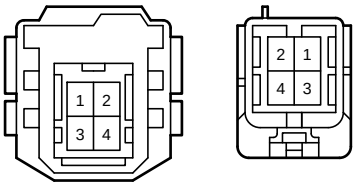

NA7
Yellow

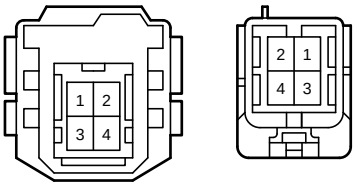

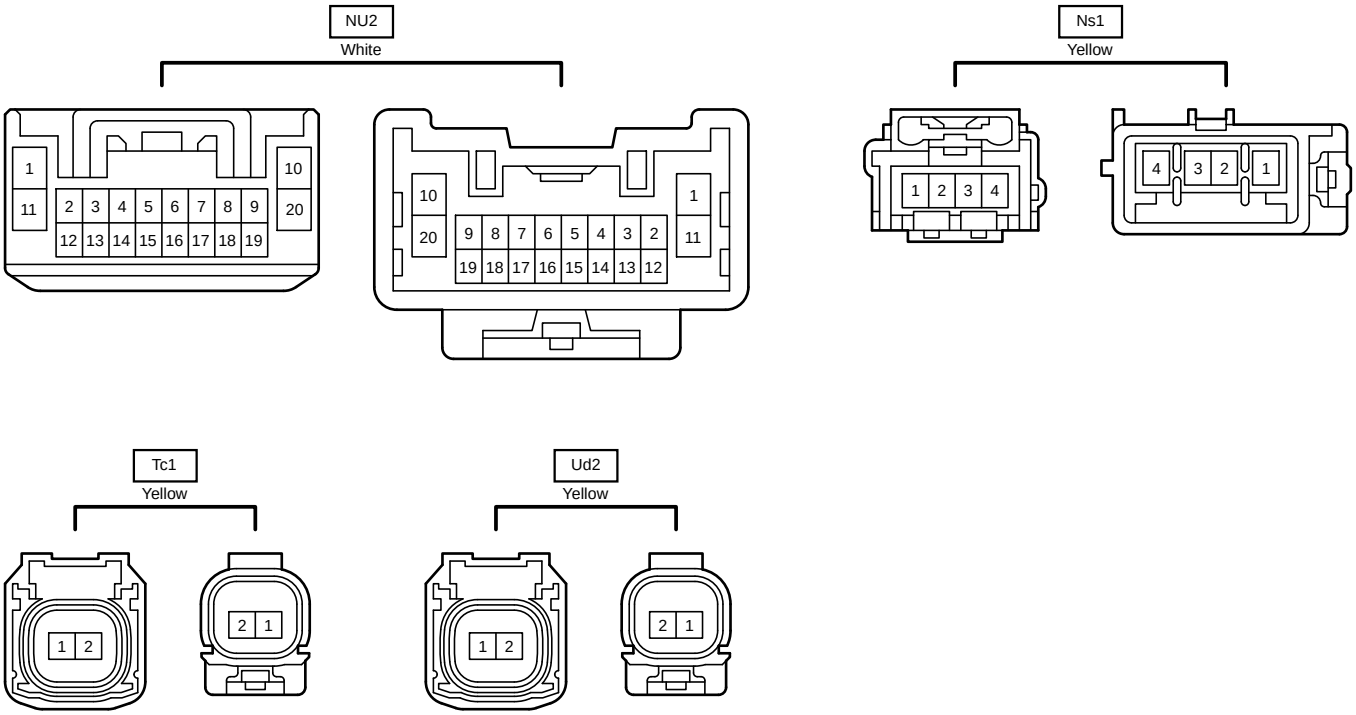
NU2
White
1
11
2 3 4 5 6 7 8 9
12 13 14 15 16 17 18 19
10
20
10
20
9 8 7 6 5 4 3 2
19 18 17 16 15 14 13 12
1
11
Ns1
Yellow
1 2 3 4
4 3 2 1
Tc1
Yellow
1 2
2 1
Ud2
Yellow
1 2
2 1