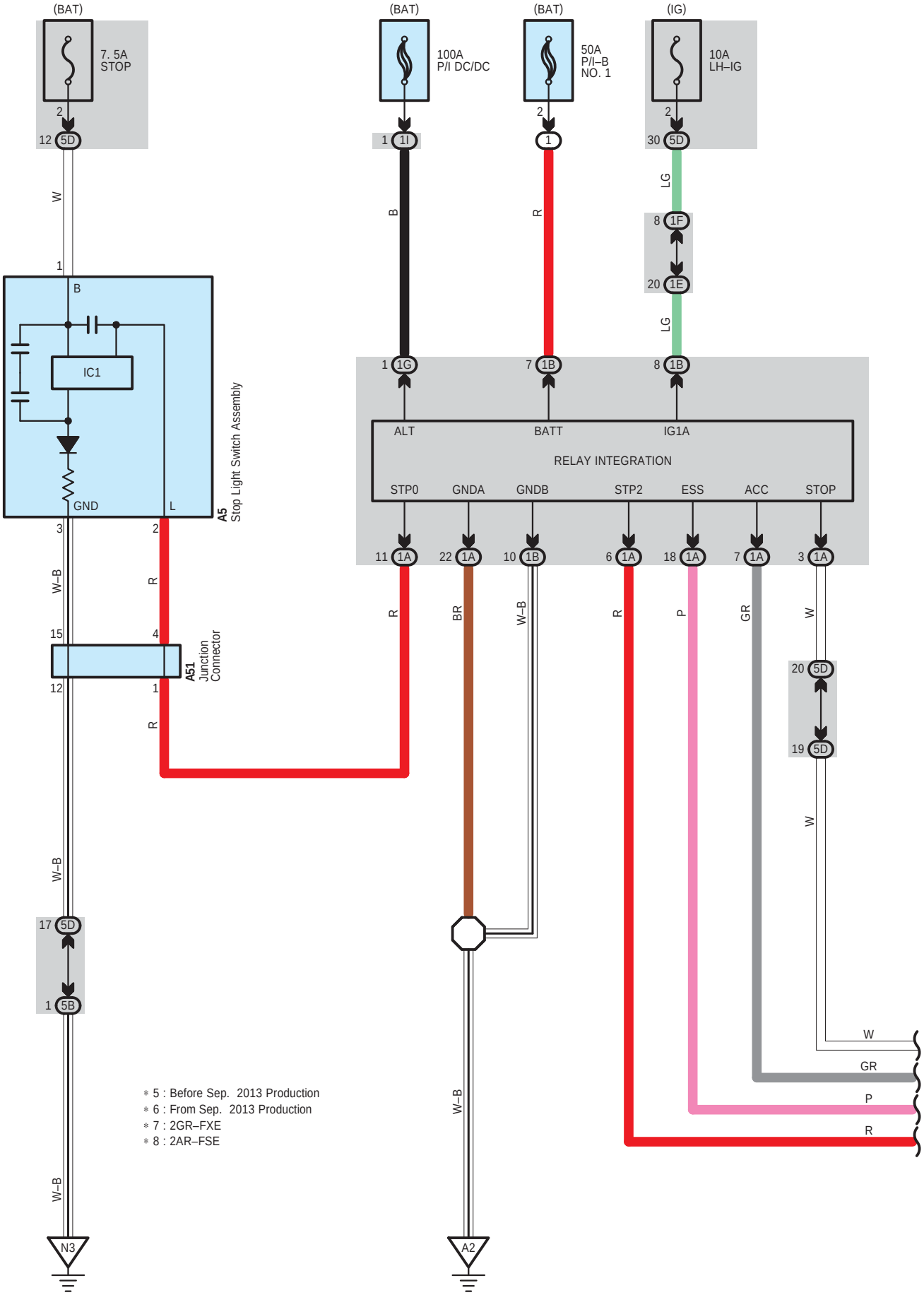
(BAT)
7. 5A
STOP
2
12 5D
W
1
B
IC1
GND
L
A5
Stop Light Switch Assembly
3
2
W–B
R
15
4
A51
Junction
Connector
12
1
R
W–B
17 5D
1 5B
W–B
N3
(BAT)
100A
P/I DC/DC
1 1I
B
1 1G
(BAT)
50A
P/I–B
NO. 1
2
1
R
7 1B
(IG)
10A
LH–IG
2
30 5D
LG
8 1F
20 1E
LG
8 1B
ALT
BATT
IG1A
RELAY INTEGRATION
STP0
GNDA
GNDB
STP2
ESS
ACC
STOP
11 1A
22 1A
10 1B
6 1A
18 1A
7 1A
3 1A
R
BR
W–B
R
P
GR
W
20 5D
19 5D
W
W–B
A2
W
GR
P
R
* 5 : Before Sep. 2013 Production
* 6 : From Sep. 2013 Production
* 7 : 2GR–FXE
* 8 : 2AR–FSE

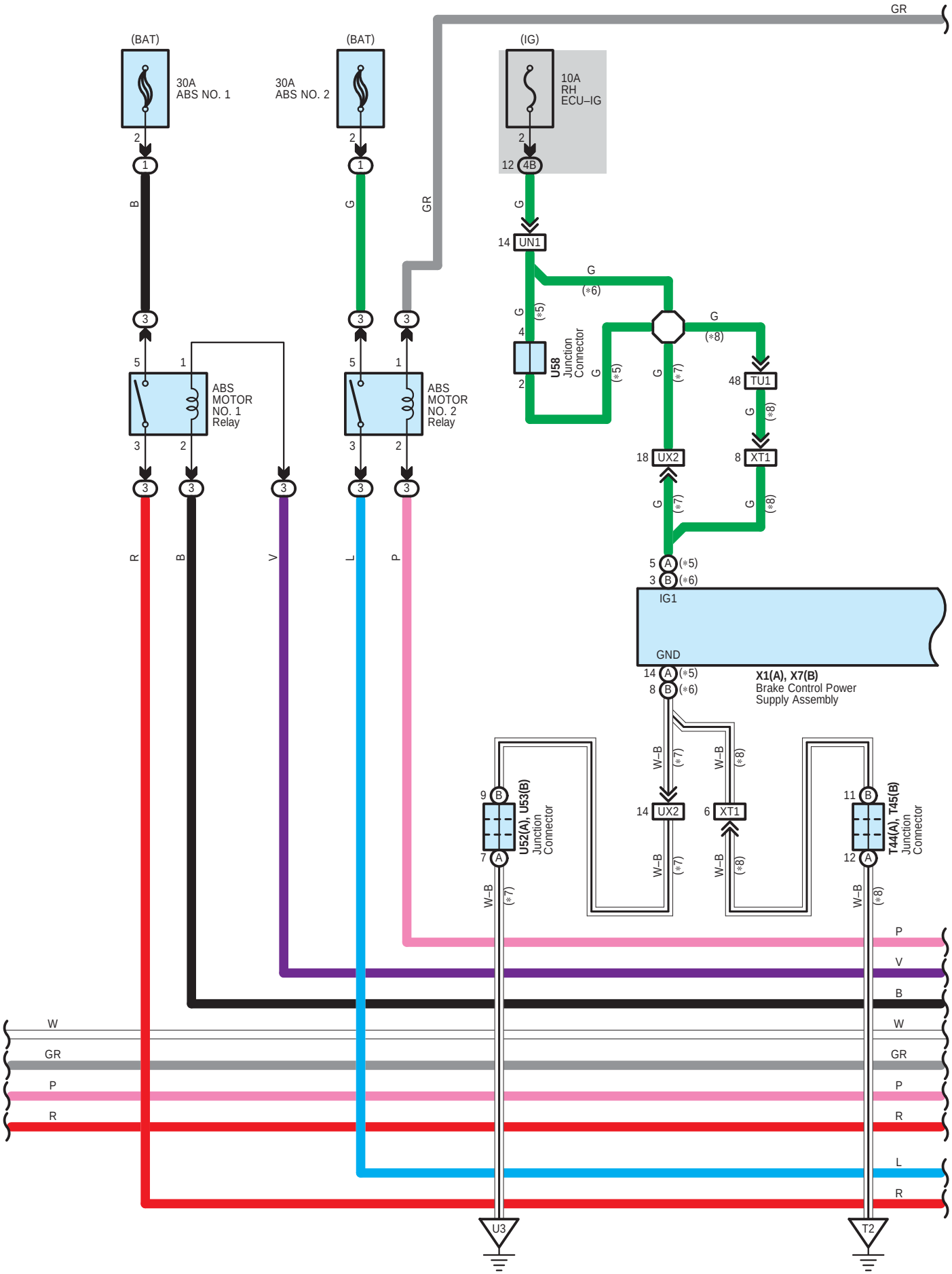
(BAT)
30A
ABS NO. 1
(BAT)
30A
ABS NO. 2
(IG)
10A
RH
ECU–IG
GR
ABS
MOTOR
NO. 1
Relay
ABS
MOTOR
NO. 2
Relay
UN1
U58
Junction
Connector
TU1
UX2
XT1
IG1
GND
X1(A), X7(B)
Brake Control Power
Supply Assembly
U52(A), U53(B)
Junction
Connector
T44(A), T45(B)
Junction
Connector
U3
T2

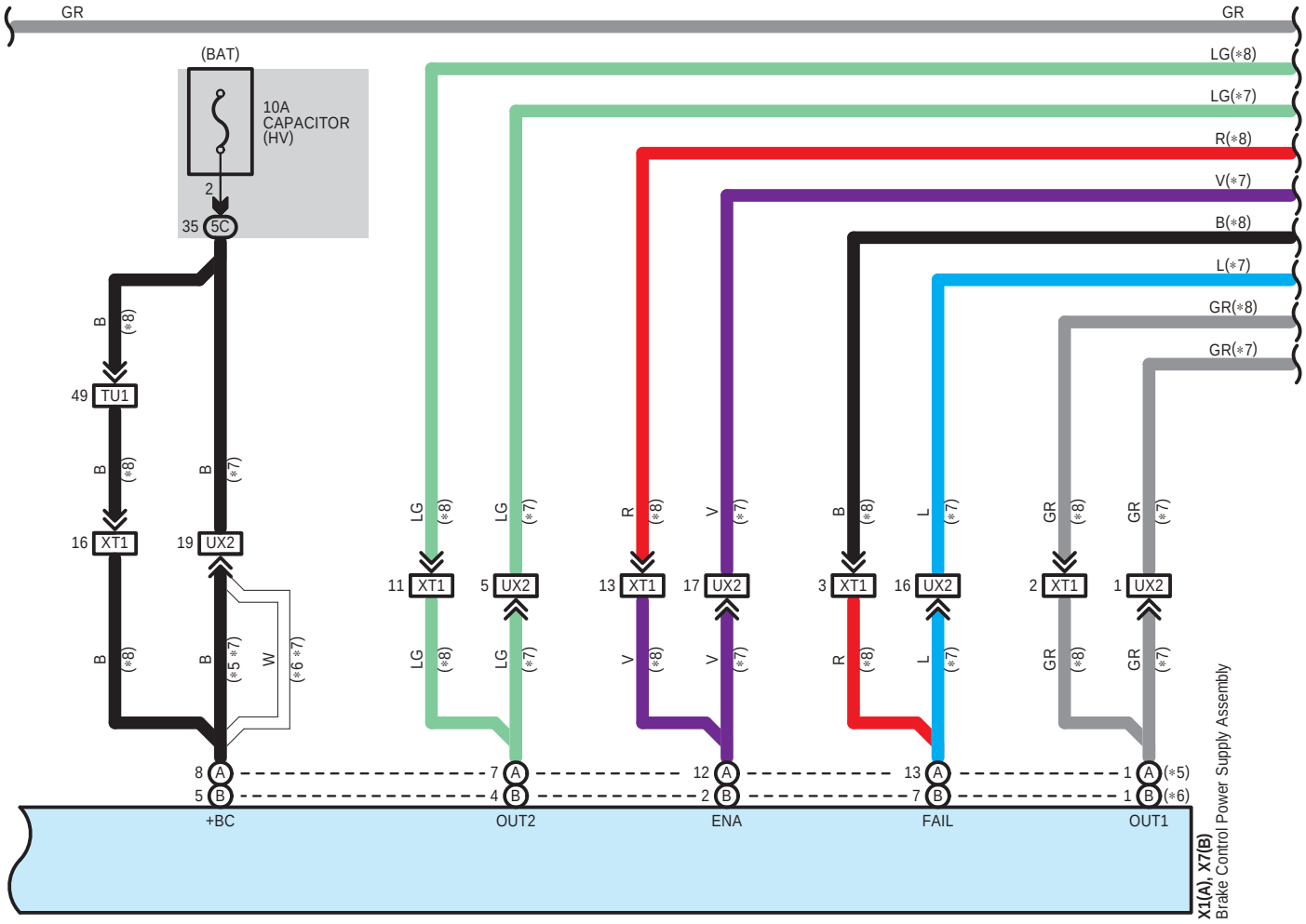

∗ 5 : Before Sep. 2013 Production
∗ 6 : From Sep. 2013 Production
∗ 7 : 2GR–FXE
∗ 8 : 2AR–FSE

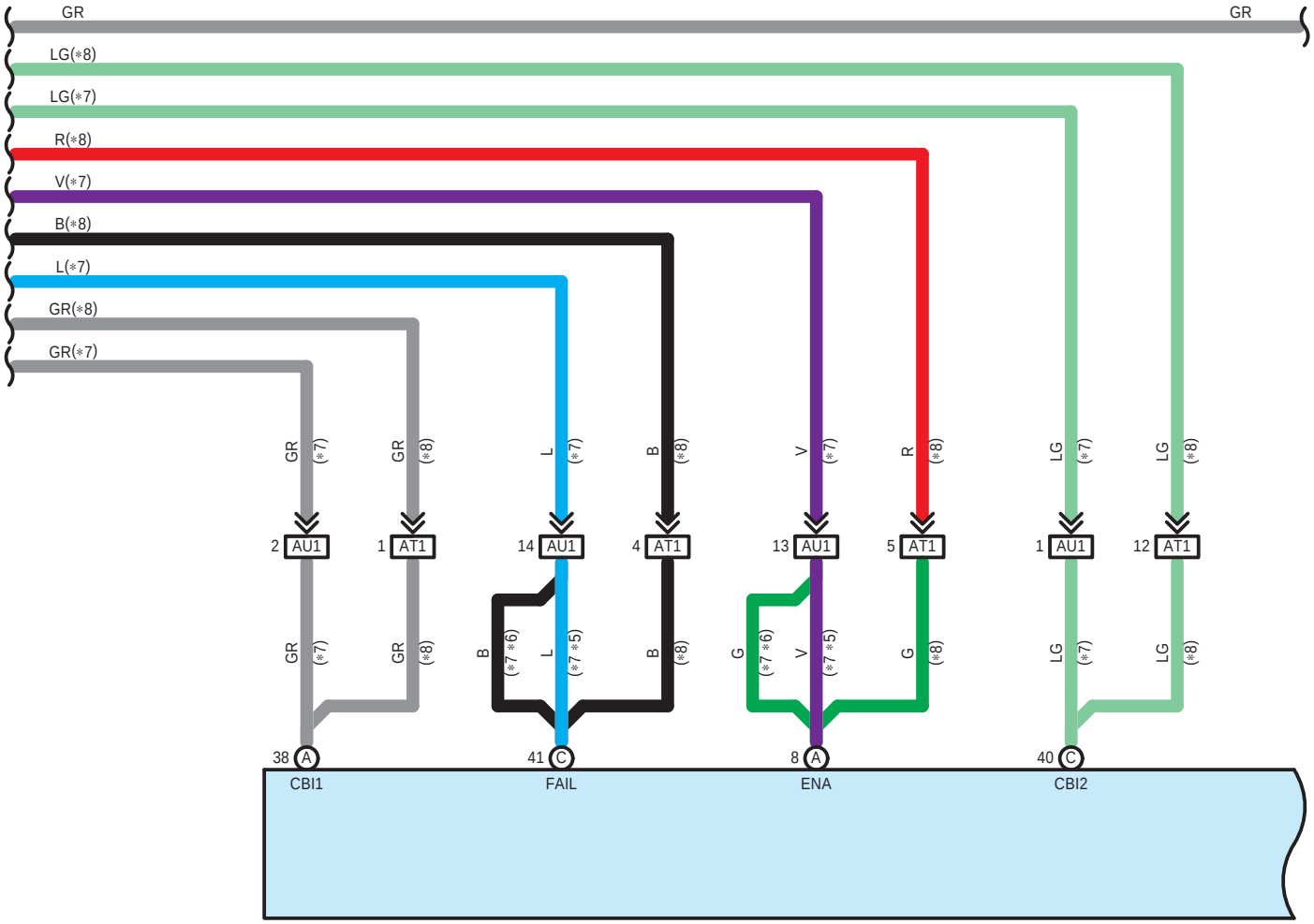

A14(A), A15(B), A16(C)
Skid Control ECU Assembly

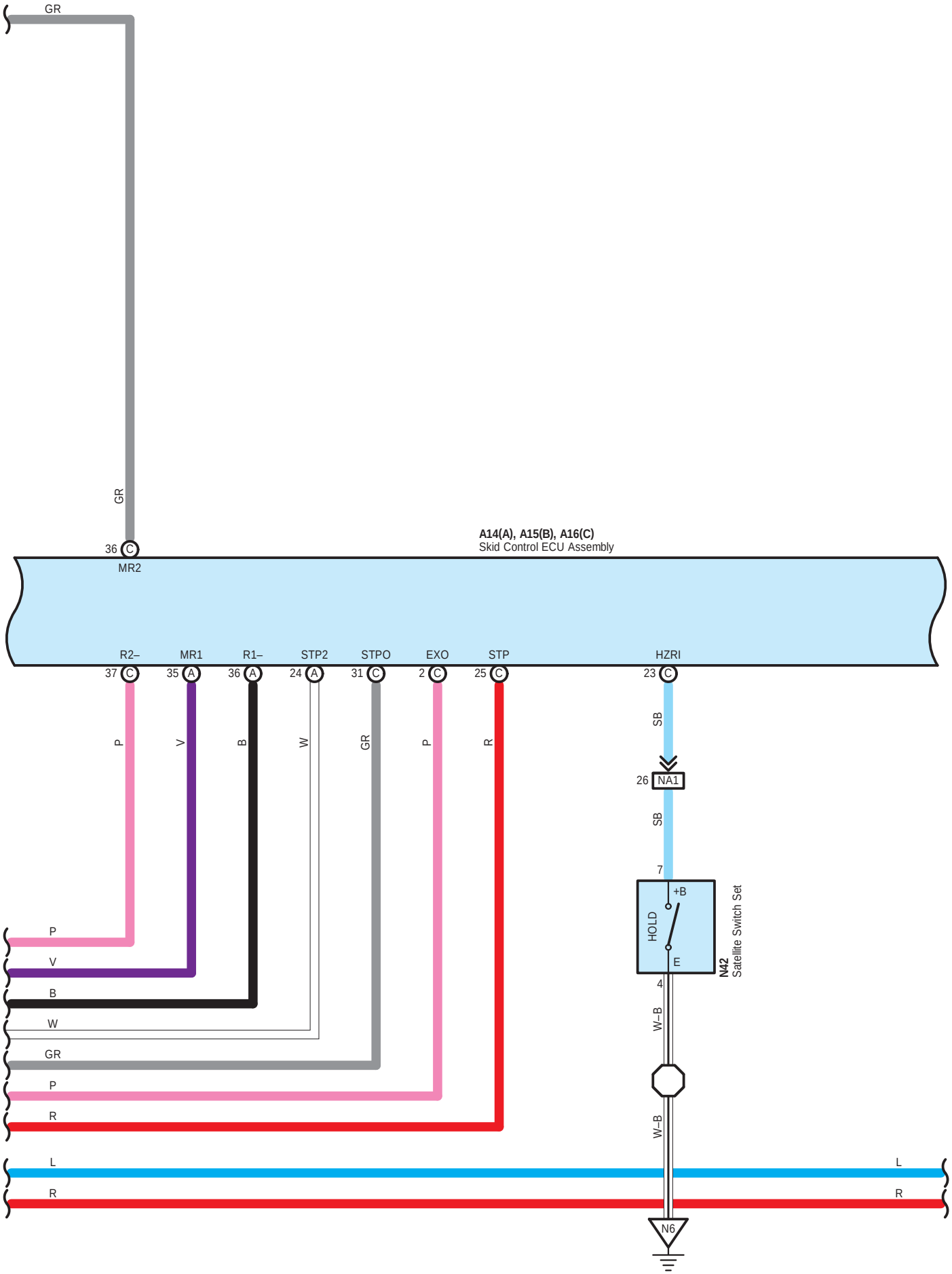
GR
GR
36 C
MR2
A14(A), A15(B), A16(C)
Skid Control ECU Assembly
R2–
MR1
R1–
STP2
STPO
EXO
STP
HZRI
37 C
35 A
36 A
24 A
31 C
2 C
25 C
23 C
P
V
B
W
GR
P
R
SB
26 NA1
SB
7
+B
HOLD
E
N42
Satellite Switch Set
4
W–B
W–B
P
V
B
W
GR
P
R
L
R
L
R
N6

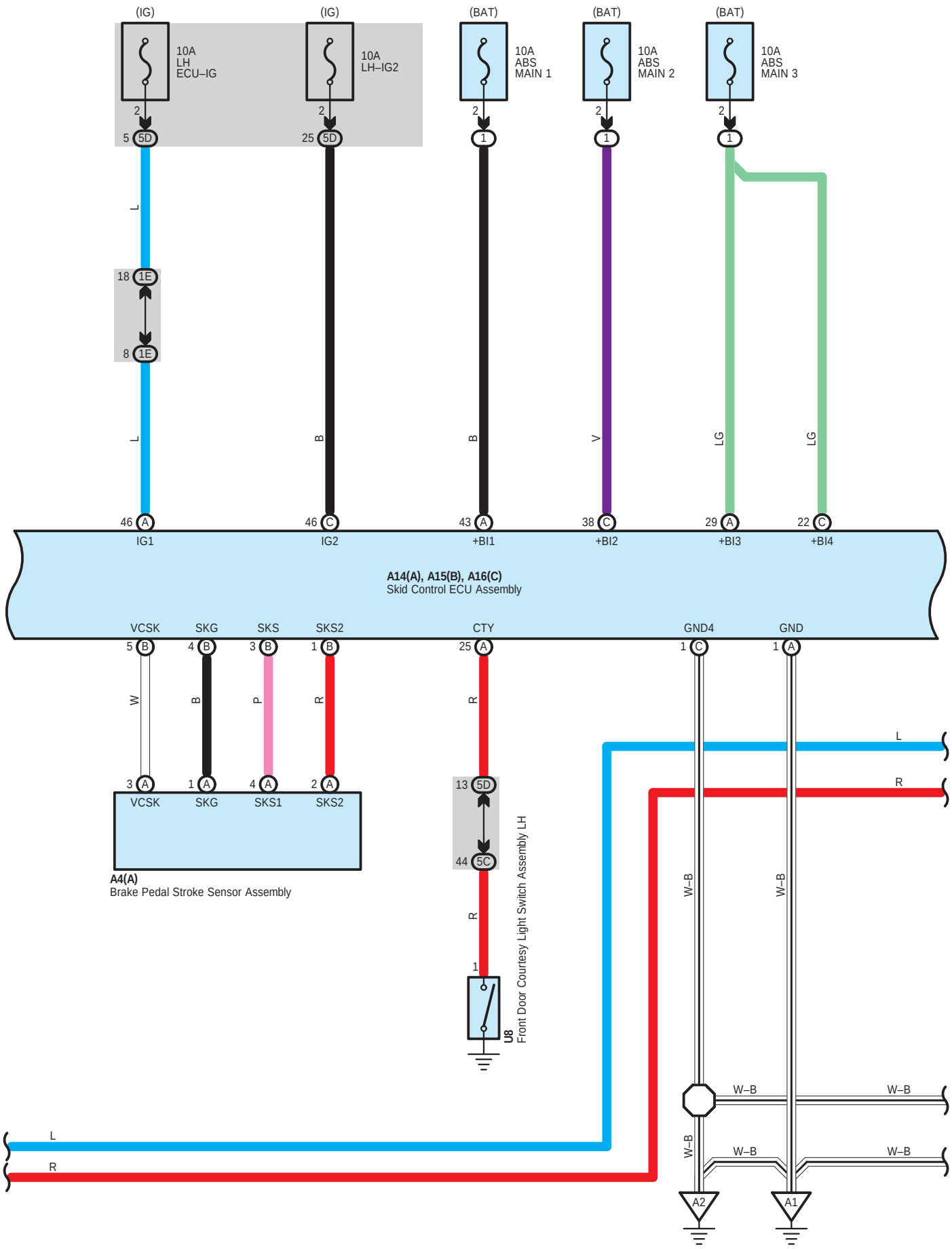
(IG)
10A
LH
ECU–IG
(IG)
10A
LH–IG2
(BAT)
10A
ABS
MAIN 1
(BAT)
10A
ABS
MAIN 2
(BAT)
10A
ABS
MAIN 3
2
5 5D
25 5D
1
18 1E
8 1E
L
B
V
LG
46 A
46 C
43 A
38 C
29 A
22 C
IG1
IG2
+BI1
+BI2
+BI3
+BI4
A14(A), A15(B), A16(C)
Skid Control ECU Assembly
VCSK
SKG
SKS
SKS2
CTY
GND4
GND
5 B
4 B
3 B
1 B
25 A
1 C
1 A
W
P
R
3 A
1 A
4 A
2 A
VCSK
SKG
SKS1
SKS2
A4(A)
Brake Pedal Stroke Sensor Assembly
13 5D
44 5C
U8
Front Door Courtesy Light Switch Assembly LH
W–B
A2
A1

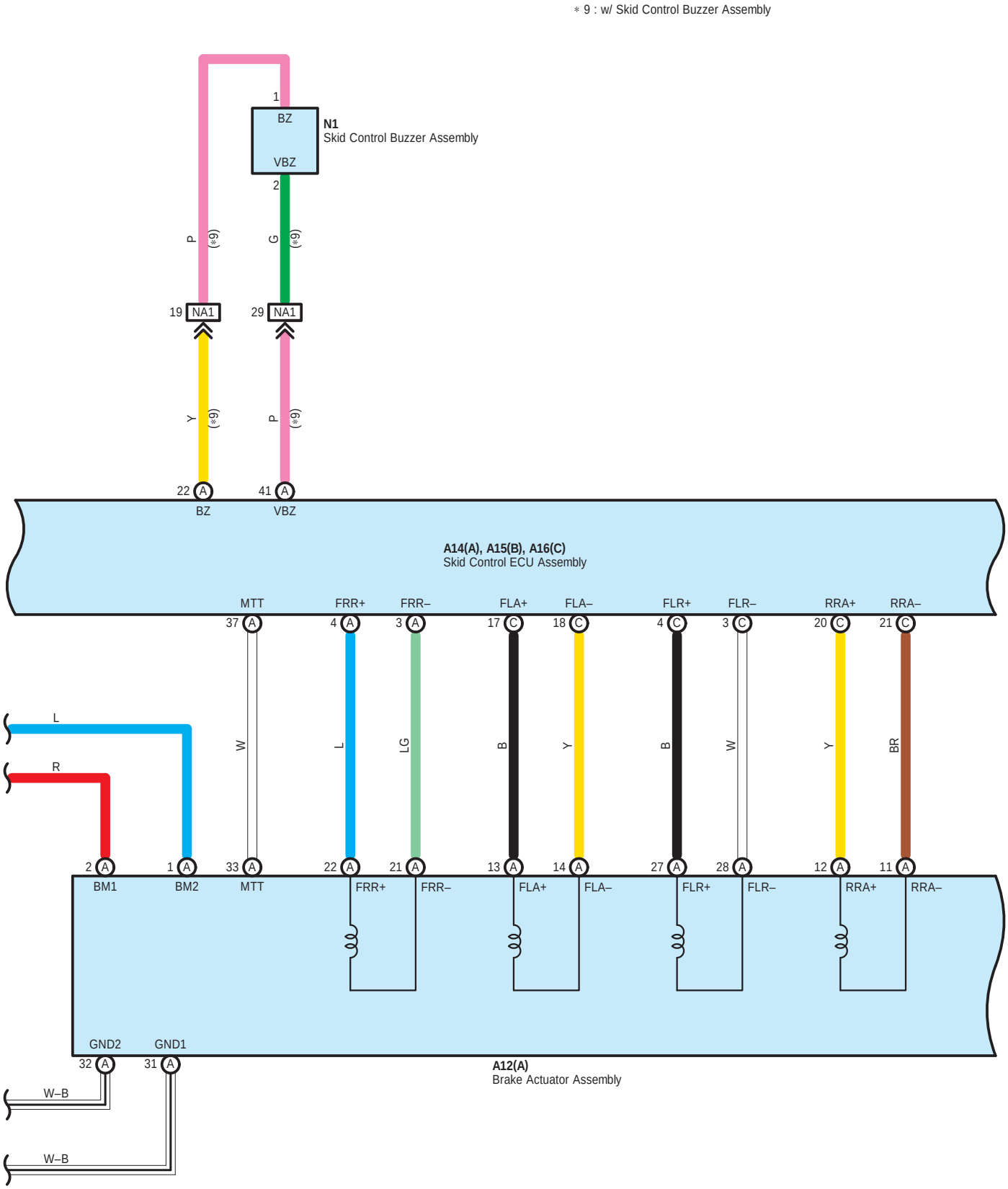
* 9 : w/ Skid Control Buzzer Assembly
1
BZ
VBZ
2
N1
Skid Control Buzzer Assembly
P (*9)
G (*9)
19 NA1
29 NA1
Y (*9)
P (*9)
22 A BZ
41 A VBZ
A14(A), A15(B), A16(C)
Skid Control ECU Assembly
MTT
FRR+
FRR–
FLA+
FLA–
FLR+
FLR–
RRA+
RRA–
37 A
4 A
3 A
17 C
18 C
4 C
3 C
20 C
21 C
L
R
W
L
LG
B
Y
B
W
Y
BR
2 A BM1
1 A BM2
33 A MTT
22 A FRR+
21 A FRR–
13 A FLA+
14 A FLA–
27 A FLR+
28 A FLR–
12 A RRA+
11 A RRA–
GND2
GND1
32 A
31 A
A12(A)
Brake Actuator Assembly
W–B
W–B

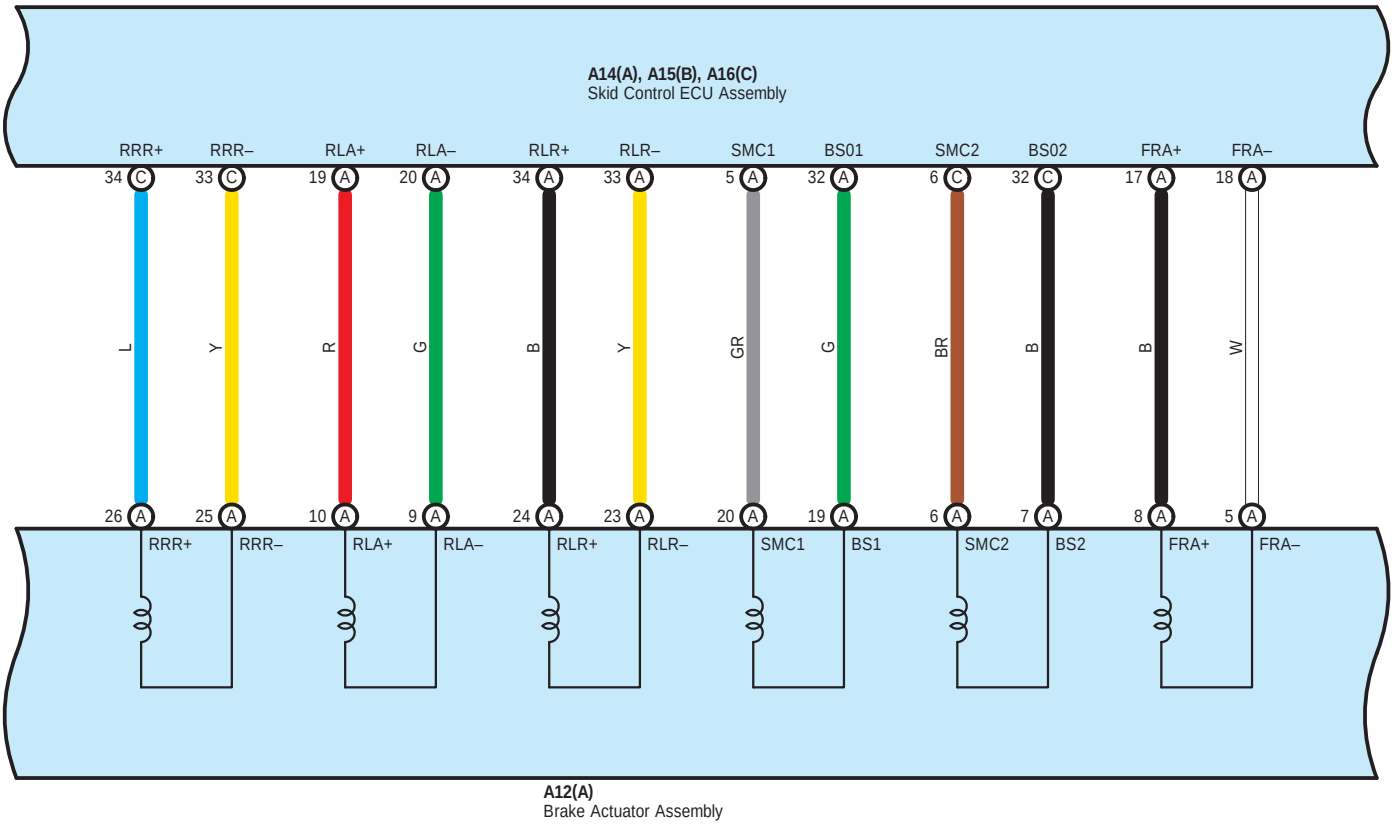
A14(A), A15(B), A16(C)
Skid Control ECU Assembly
RRR+
RRR–
RLA+
RLA–
RLR+
RLR–
SMC1
BS01
SMC2
BS02
FRA+
FRA–
34 C
33 C
19 A
20 A
34 A
33 A
5 A
32 A
6 C
32 C
17 A
18 A
L
Y
R
G
B
Y
GR
G
BR
B
B
W
26 A
25 A
10 A
9 A
24 A
23 A
20 A
19 A
6 A
7 A
8 A
5 A
RRR+
RRR–
RLA+
RLA–
RLR+
RLR–
SMC1
BS1
SMC2
BS2
FRA+
FRA–
A12(A)
Brake Actuator Assembly

∗ 5 : Before Sep. 2013 Production
∗ 6 : From Sep. 2013 Production

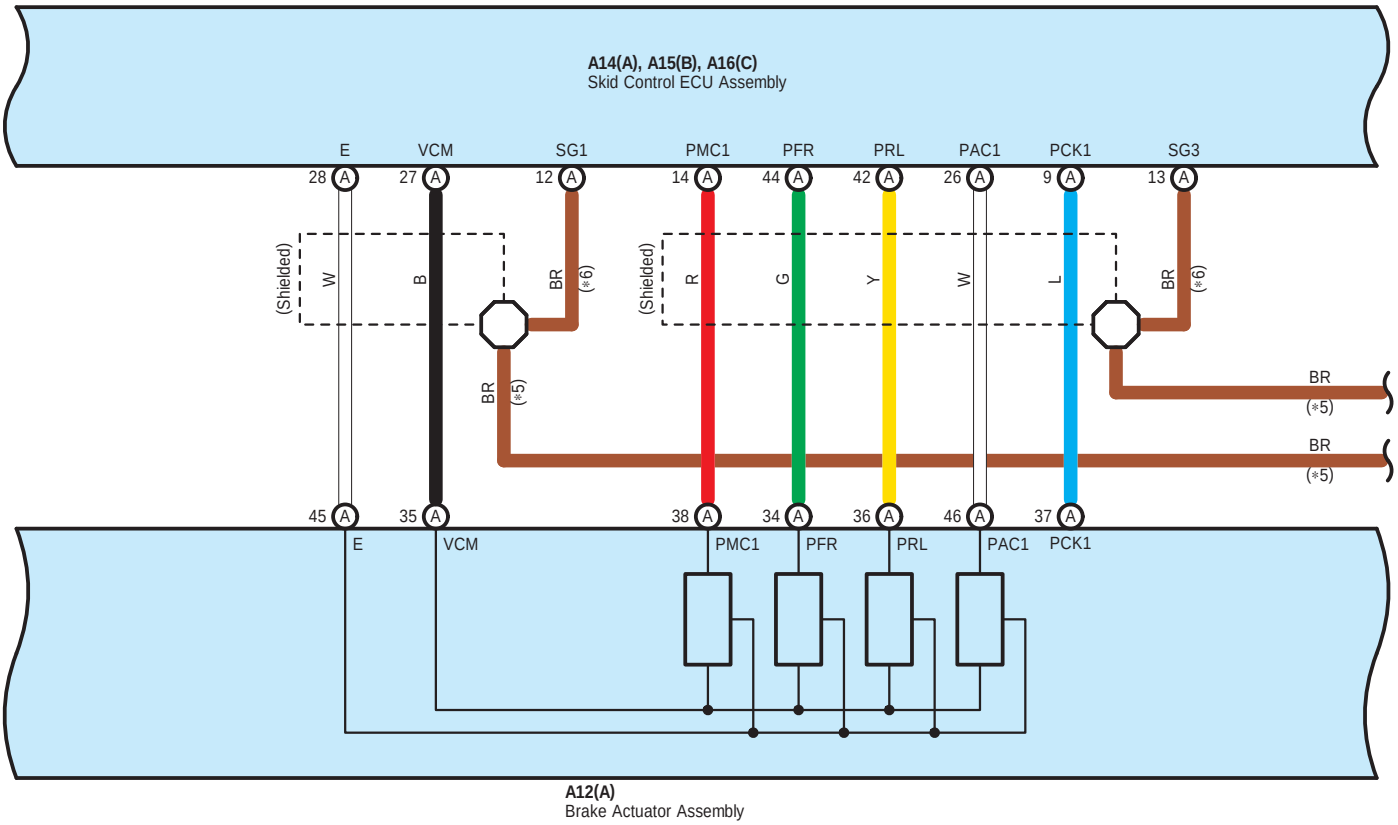

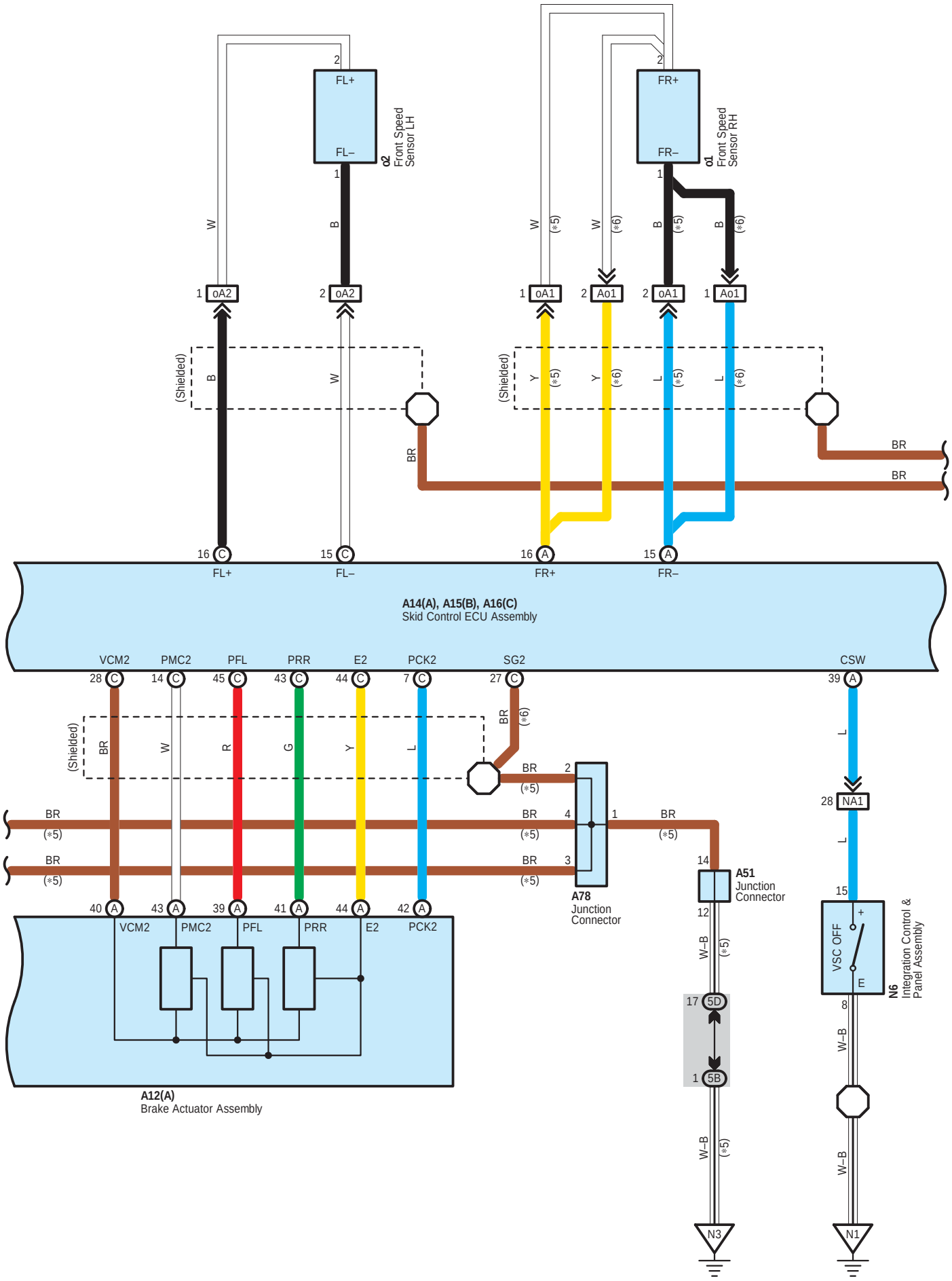
FL+
FL–
α2 Front Speed Sensor LH
FR+
FR–
α1 Front Speed Sensor RH
oA2
oA1
Ao1
(Shielded)
(*5)
(*6)
A14(A), A15(B), A16(C)
Skid Control ECU Assembly
VCM2
PMC2
PFL
PRR
E2
PCK2
SG2
CSW
NA1
A78
Junction Connector
A51
Junction Connector
VSC OFF
N6
Integration Control & Panel Assembly
A12(A)
Brake Actuator Assembly
N3
N1

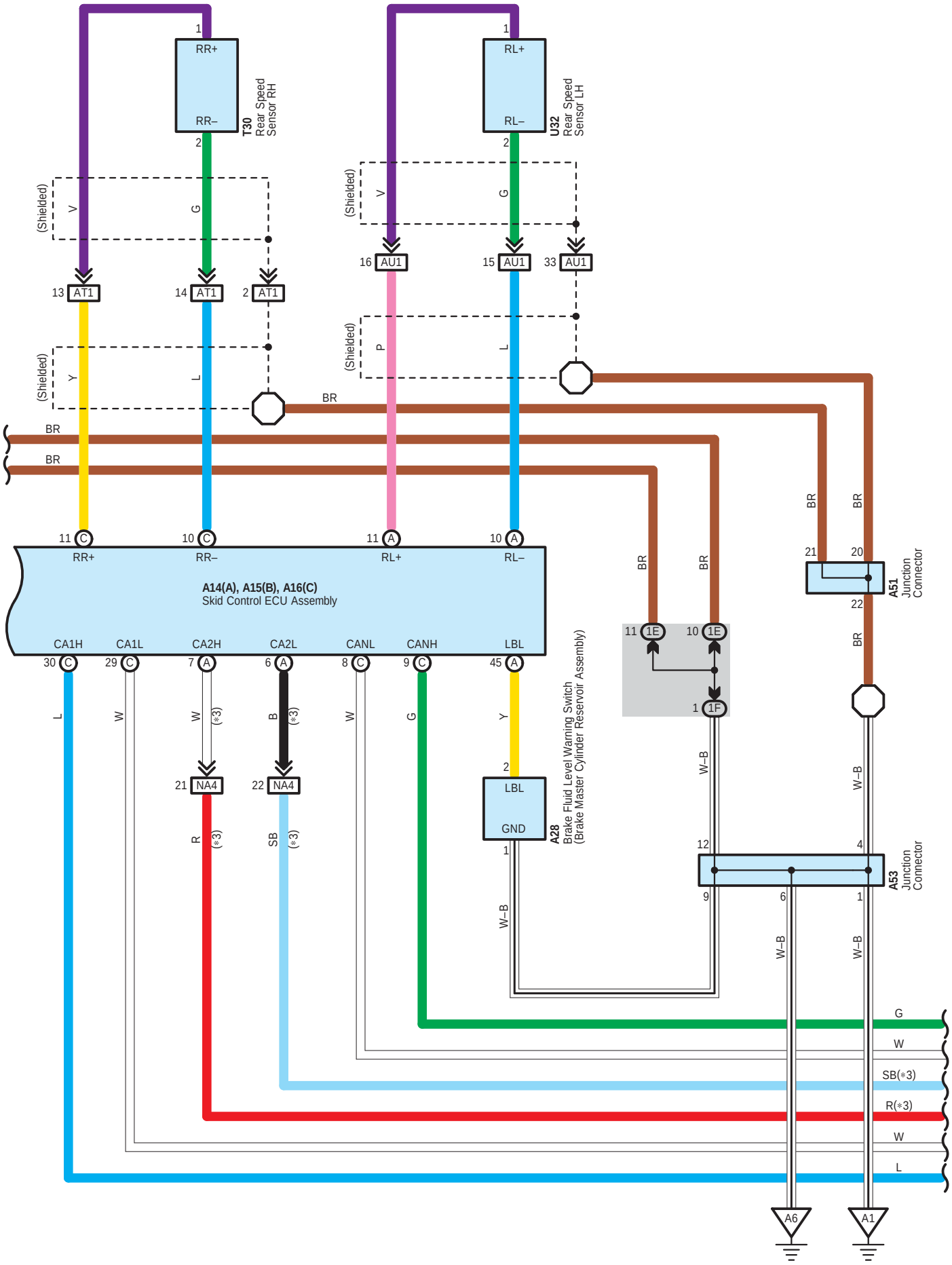
T30
Rear Speed Sensor RH
RR+
RR–
U32
Rear Speed Sensor LH
RL+
RL–
(Shielded)
V
G
AT1
AU1
Y
L
P
BR
A14(A), A15(B), A16(C)
Skid Control ECU Assembly
CA1H
CA1L
CA2H
CA2L
CANL
CANH
LBL
NA4
A28
Brake Fluid Level Warning Switch
(Brake Master Cylinder Reservoir Assembly)
GND
1E
1F
A51
Junction Connector
A53
Junction Connector
W–B
SB(*3)
R(*3)
A6
A1

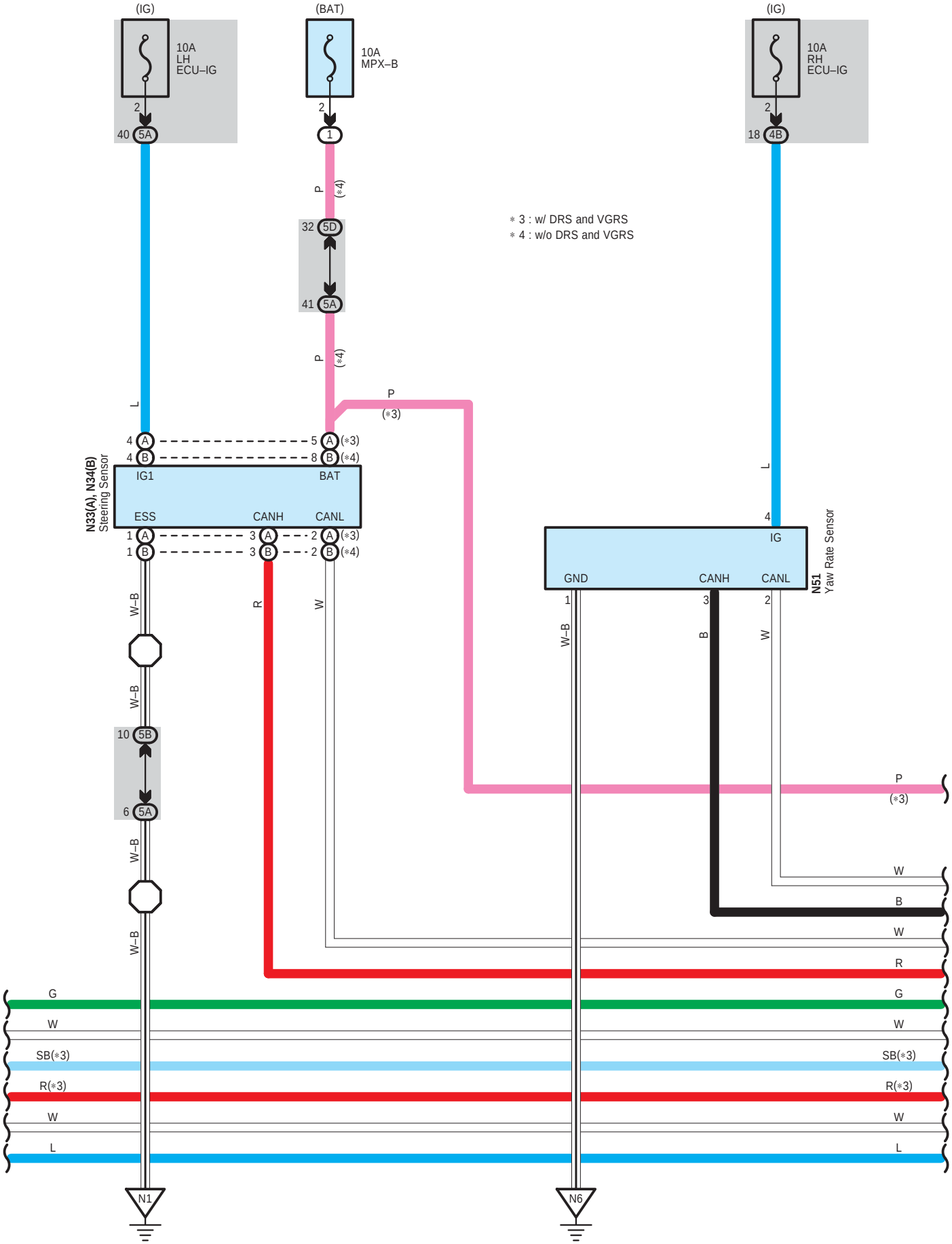
(IG)
10A
LH
ECU–IG
2
40 5A
(BAT)
10A
MPX–B
2
1
P
(∗4)
32 5D
41 5A
P
(∗4)
P
(∗3)
(IG)
10A
RH
ECU–IG
2
18 4B
∗ 3 : w/ DRS and VGRS
∗ 4 : w/o DRS and VGRS
L
L
4 A
4 B
5 A (∗3)
8 B (∗4)
N33(A), N34(B)
Steering Sensor
IG1
BAT
ESS
CANH
CANL
1 A
1 B
3 A
3 B
2 A (∗3)
2 B (∗4)
4
IG
GND
CANH
CANL
N51
Yaw Rate Sensor
1
3
2
W–B
R
W
W–B
B
W
W–B
10 5B
6 5A
W–B
P
(∗3)
W
B
W
R
G
W
SB(∗3)
R(∗3)
W
L
G
W
SB(∗3)
R(∗3)
W
L
N1
N6

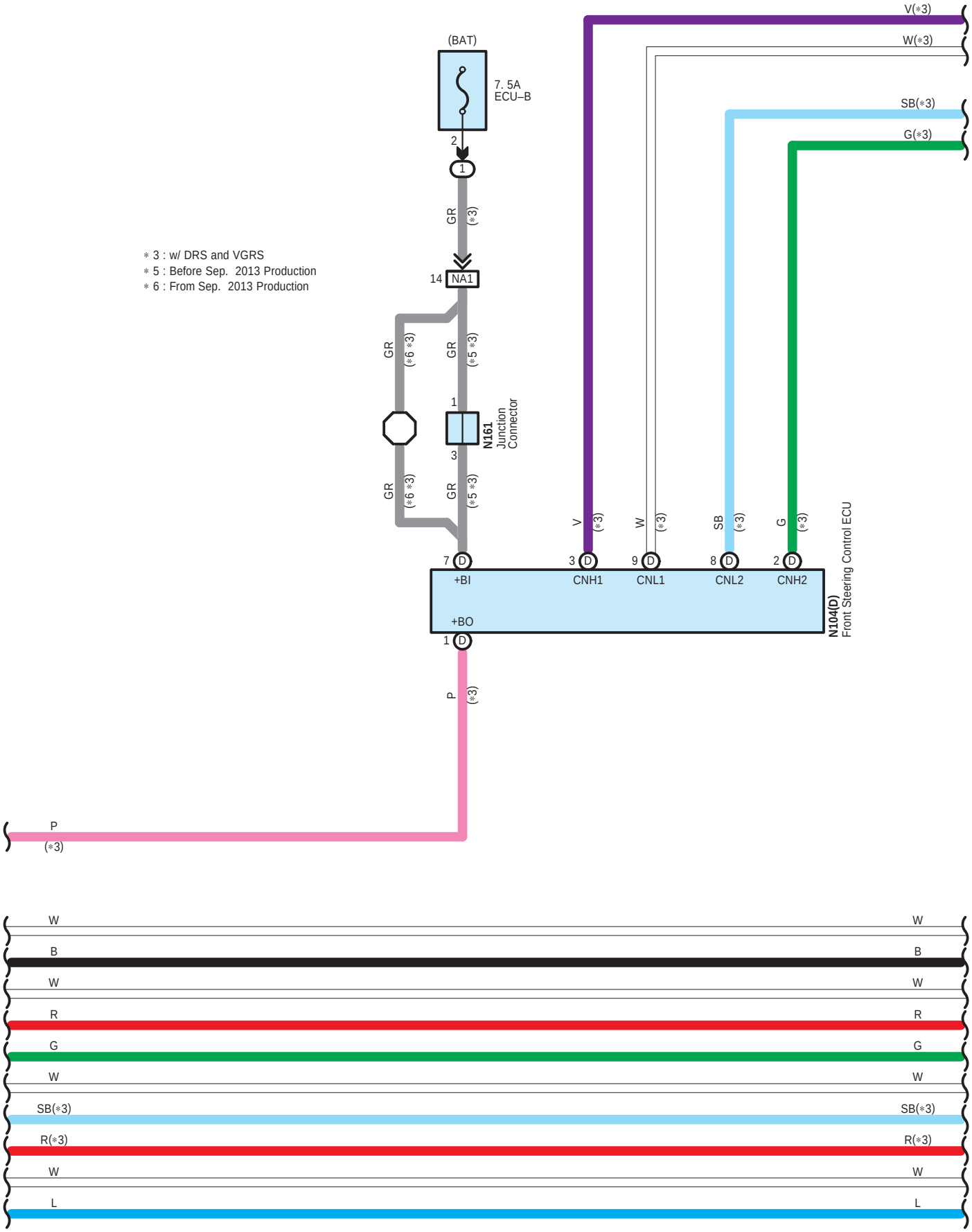
(BAT)
7. 5A
ECU–B
2
1
GR
(∗3)
∗ 3 : w/ DRS and VGRS
∗ 5 : Before Sep. 2013 Production
∗ 6 : From Sep. 2013 Production
14
NA1
GR
(∗6 ∗3)
GR
(∗5 ∗3)
1
N161
Junction
Connector
3
GR
(∗6 ∗3)
GR
(∗5 ∗3)
V(∗3)
W(∗3)
SB(∗3)
G(∗3)
V
(∗3)
W
(∗3)
SB
(∗3)
G
(∗3)
7
3
9
8
2
+BI
CNH1
CNL1
CNL2
CNH2
+BO
1
N104(D)
Front Steering Control ECU
P
(∗3)
P
(∗3)

W
B
W
R
G
W
SB(∗3)
R(∗3)
W
L
W
B
W
R
G
W
SB(∗3)
R(∗3)
W
L

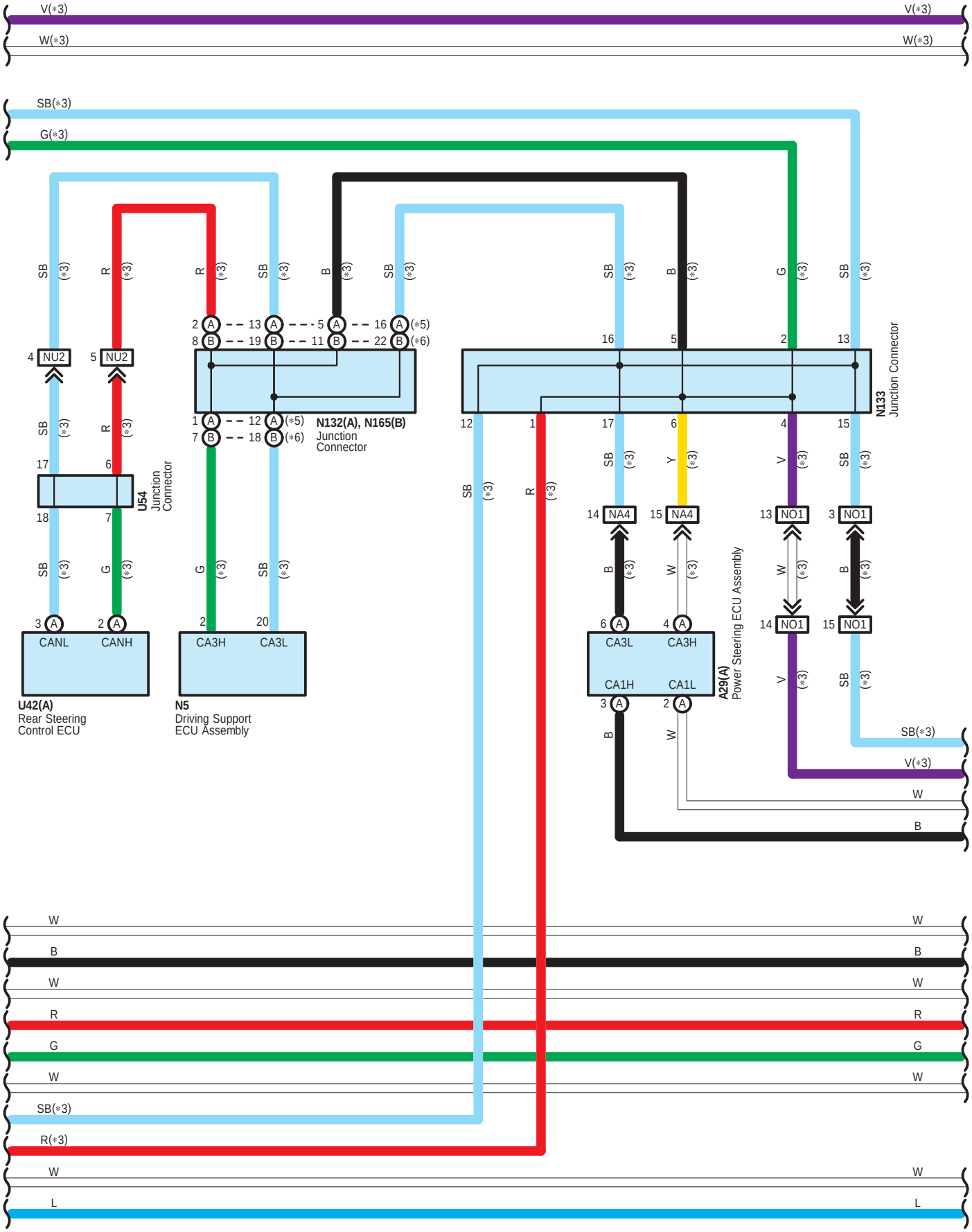
V(*3)
W(*3)
SB(*3)
G(*3)
NU2
U54
Junction
Connector
N132(A), N165(B)
Junction
Connector
N133
Junction Connector
NA4
NO1
A29(A)
Power Steering ECU Assembly
CANL
CANH
U42(A)
Rear Steering
Control ECU
CA3H
CA3L
N5
Driving Support
ECU Assembly
CA1H
CA1L
R(*3)
L

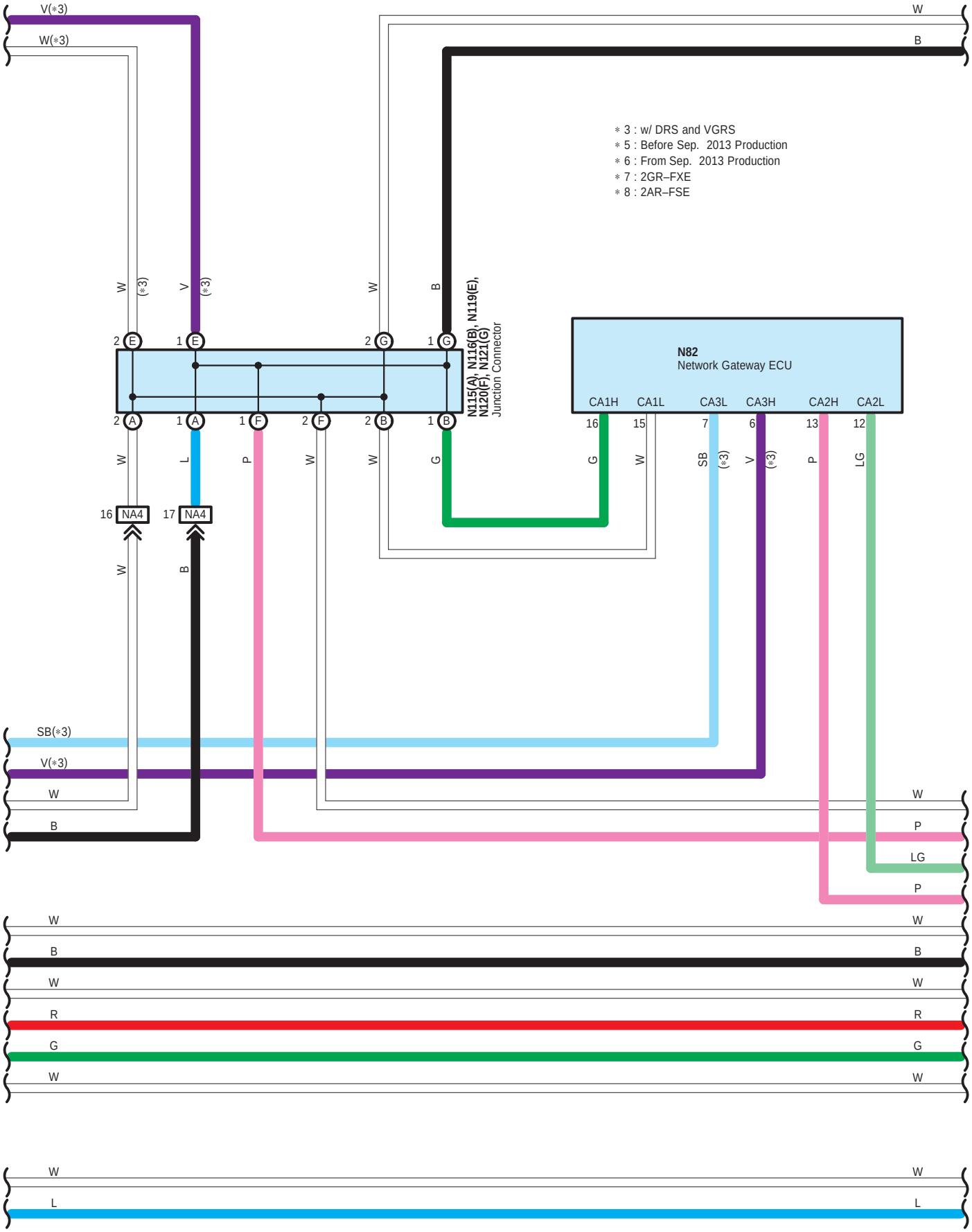
V(*3)
W(*3)
W
B
* 3 : w/ DRS and VGRS
* 5 : Before Sep. 2013 Production
* 6 : From Sep. 2013 Production
* 7 : 2GR–FXE
* 8 : 2AR–FSE
N115(A), N116(B), N119(E),
N120(F), N121(G)
Junction Connector
N82
Network Gateway ECU
CA1H
CA1L
CA3L
CA3H
CA2H
CA2L
NA4
SB(*3)
V(*3)
W
B
P
LG
R
G
L

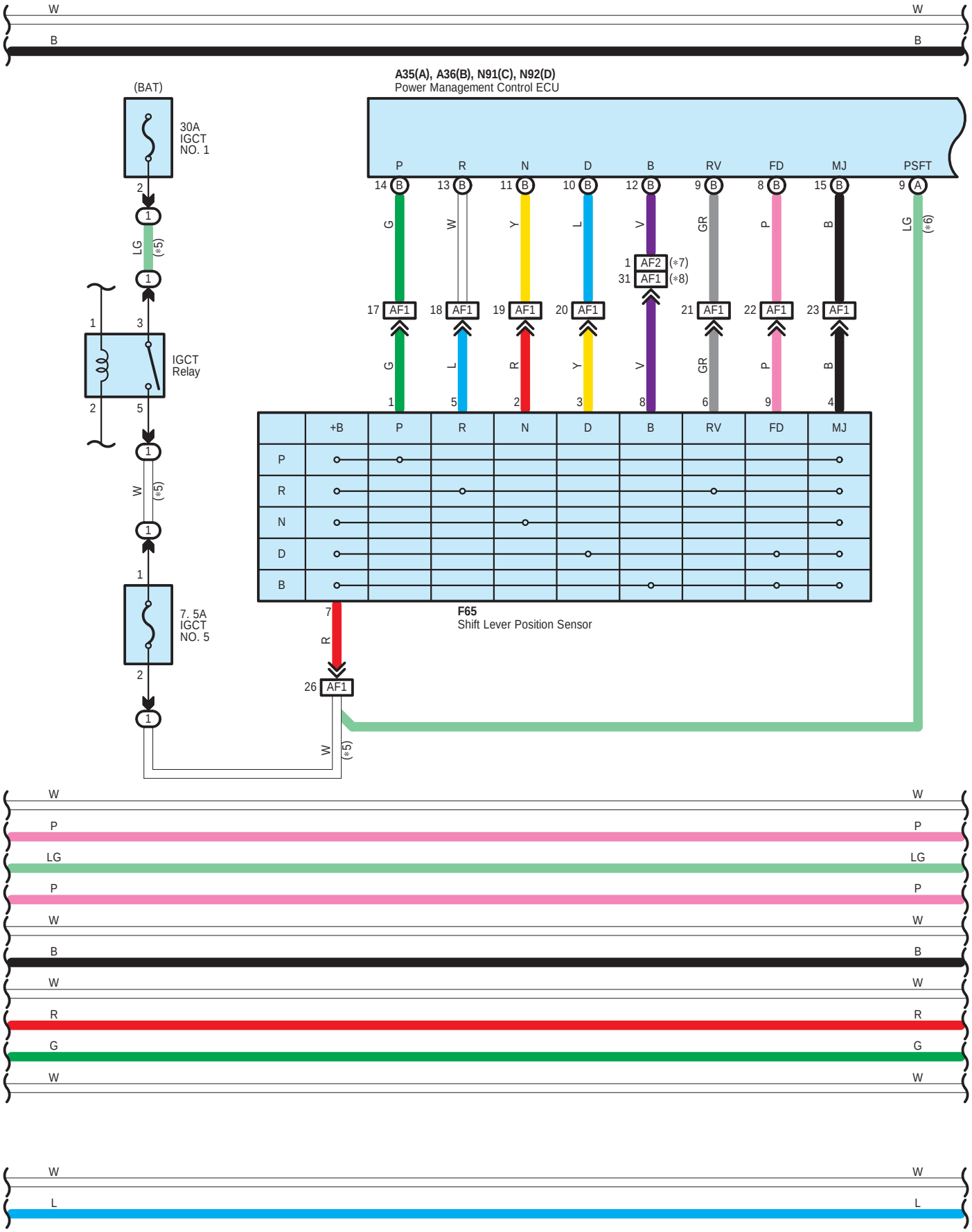
W
B
(BAT)
30A
IGCT
NO. 1
LG
(*5)
IGCT
Relay
W
(*5)
7. 5A
IGCT
NO. 5
A35(A), A36(B), N91(C), N92(D)
Power Management Control ECU
P
R
N
D
B
RV
FD
MJ
PSFT
14 B
13 B
11 B
10 B
12 B
9 B
8 B
15 B
9 A
G
W
Y
L
V
GR
P
B
LG
(*6)
1 AF2 (*7)
31 AF1 (*8)
17 AF1
18 AF1
19 AF1
20 AF1
21 AF1
22 AF1
23 AF1
G
L
R
Y
V
GR
P
B
1
5
2
3
8
6
9
4
+B
P
R
N
D
B
RV
FD
MJ
7
R
26 AF1
W
(*5)
F65
Shift Lever Position Sensor
W
P
LG
P
W
B
W
R
G
W
W
L

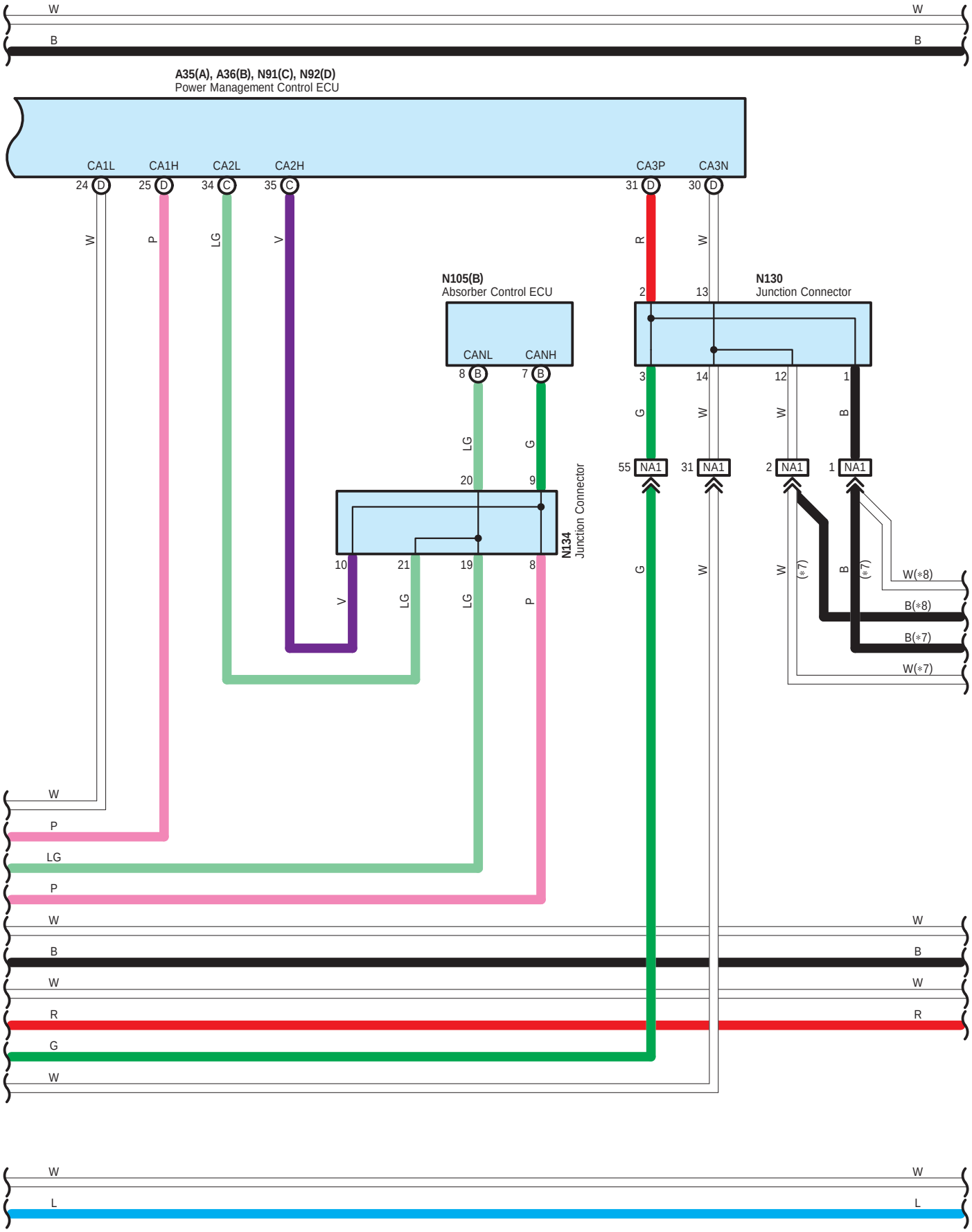
W
B
A35(A), A36(B), N91(C), N92(D)
Power Management Control ECU
CA1L
CA1H
CA2L
CA2H
CA3P
CA3N
24 D
25 D
34 C
35 C
31 D
30 D
W
P
LG
V
R
W
N105(B)
Absorber Control ECU
CANL
CANH
8 B
7 B
N130
Junction Connector
2
13
3
14
12
1
G
W
W
B
LG
G
20
9
55 NA1
31 NA1
2 NA1
1 NA1
N134
Junction Connector
10
21
19
8
V
LG
LG
P
G
W
W
B
(*7)
(*7)
W(*8)
B(*8)
B(*7)
W(*7)
W
P
LG
P
W
B
W
R
G
W
L

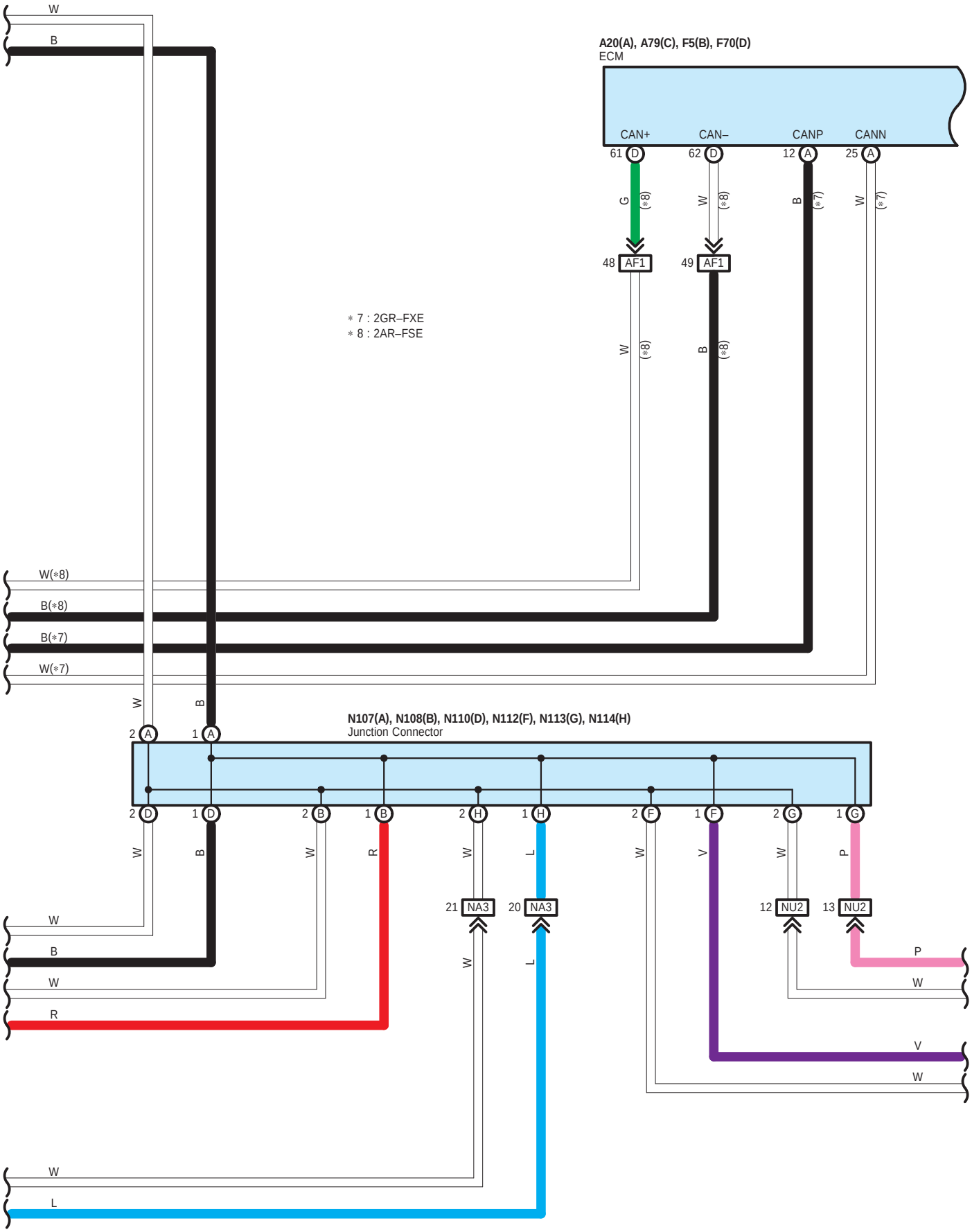
A20(A), A79(C), F5(B), F70(D)
ECM
CAN+
CAN–
CANP
CANN
61 D
62 D
12 A
25 A
G (*8)
W (*8)
B (*7)
W (*7)
48 AF1
49 AF1
W (*8)
B (*8)
* 7 : 2GR–FXE
* 8 : 2AR–FSE
W(*8)
B(*8)
B(*7)
W(*7)
W
B
2 A
1 A
N107(A), N108(B), N110(D), N112(F), N113(G), N114(H)
Junction Connector
2 D
1 D
2 B
1 B
2 H
1 H
2 F
1 F
2 G
1 G
R
L
V
P
21 NA3
20 NA3
12 NU2
13 NU2

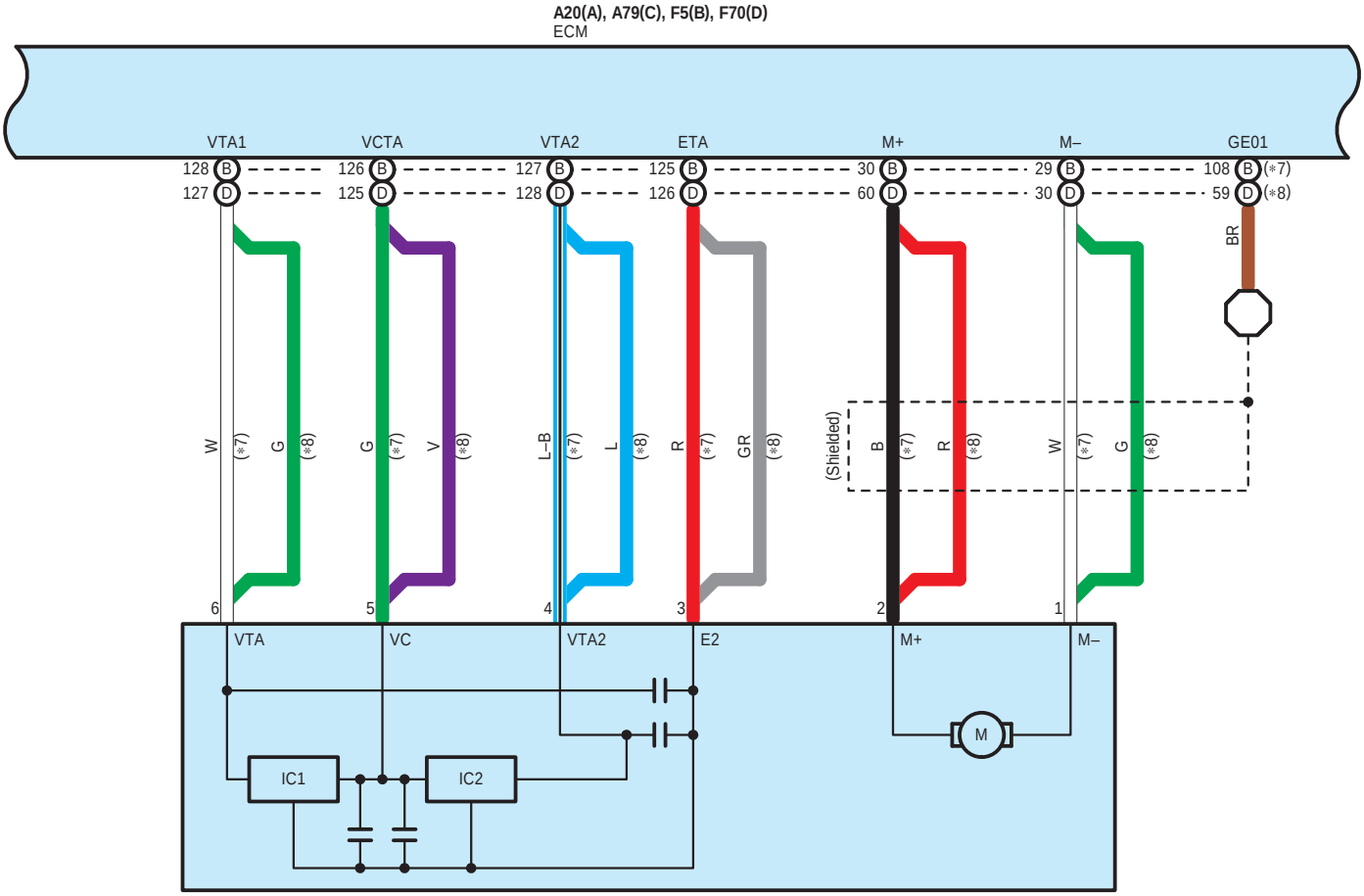

F24
Throttle Body with Motor Assembly

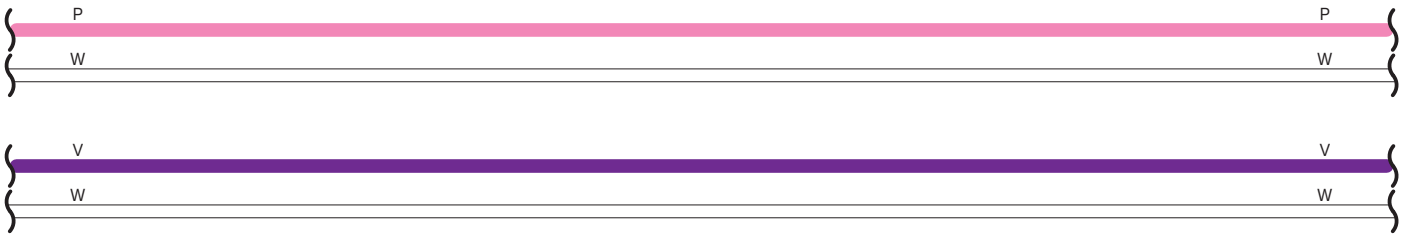

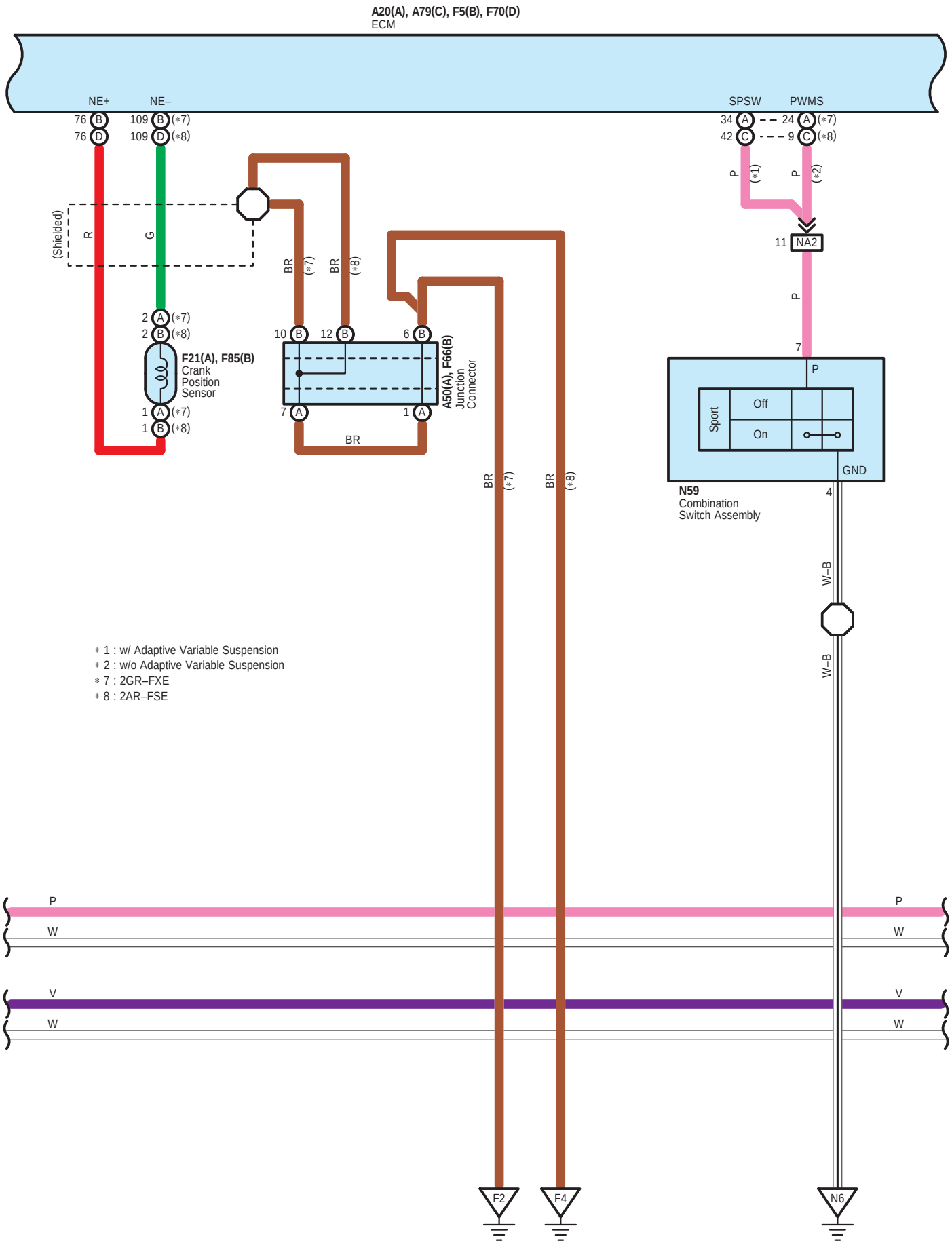
A20(A), A79(C), F5(B), F70(D)
ECM
NE+
NE–
SPSW
PWMS
76 B
76 D
109 B (*7)
109 D (*8)
34 A
42 C
24 A (*7)
9 C (*8)
P (*1)
P (*2)
11 NA2
P
7
(Shielded)
R
G
BR (*7)
BR (*8)
2 A (*7)
2 B (*8)
F21(A), F85(B)
Crank
Position
Sensor
1 A (*7)
1 B (*8)
10 B
12 B
6 B
7 A
1 A
BR
A50(A), F66(B)
Junction
Connector
P
Sport
Off
On
GND
N59
Combination
Switch Assembly
4
W–B
W–B
* 1 : w/ Adaptive Variable Suspension
* 2 : w/o Adaptive Variable Suspension
* 7 : 2GR–FXE
* 8 : 2AR–FSE
P
W
V
W
F2
F4
N6

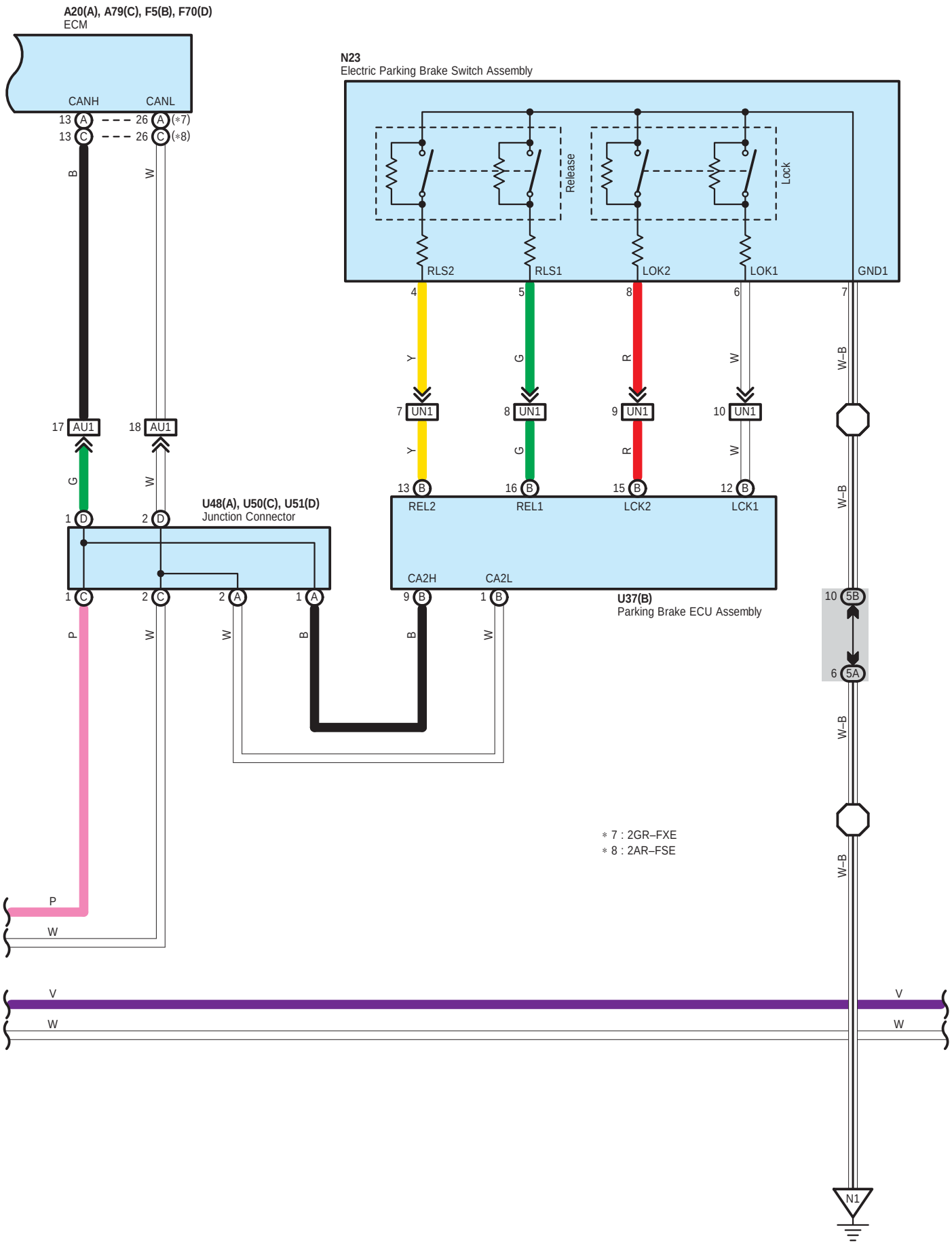
A20(A), A79(C), F5(B), F70(D)
ECM
CANH
CANL
13 A
26 A (*7)
13 C
26 C (*8)
B
W
N23
Electric Parking Brake Switch Assembly
Release
Lock
RLS2
RLS1
LOK2
LOK1
GND1
4
5
8
6
7
Y
G
R
W
W–B
7 UN1
8 UN1
9 UN1
10 UN1
17 AU1
18 AU1
G
W
13 B
16 B
15 B
12 B
REL2
REL1
LCK2
LCK1
1 D
2 D
U48(A), U50(C), U51(D)
Junction Connector
CA2H
CA2L
1 C
2 C
2 A
1 A
9 B
1 B
U37(B)
Parking Brake ECU Assembly
10 5B
6 5A
P
W
B
V
N1
* 7 : 2GR–FXE
* 8 : 2AR–FSE

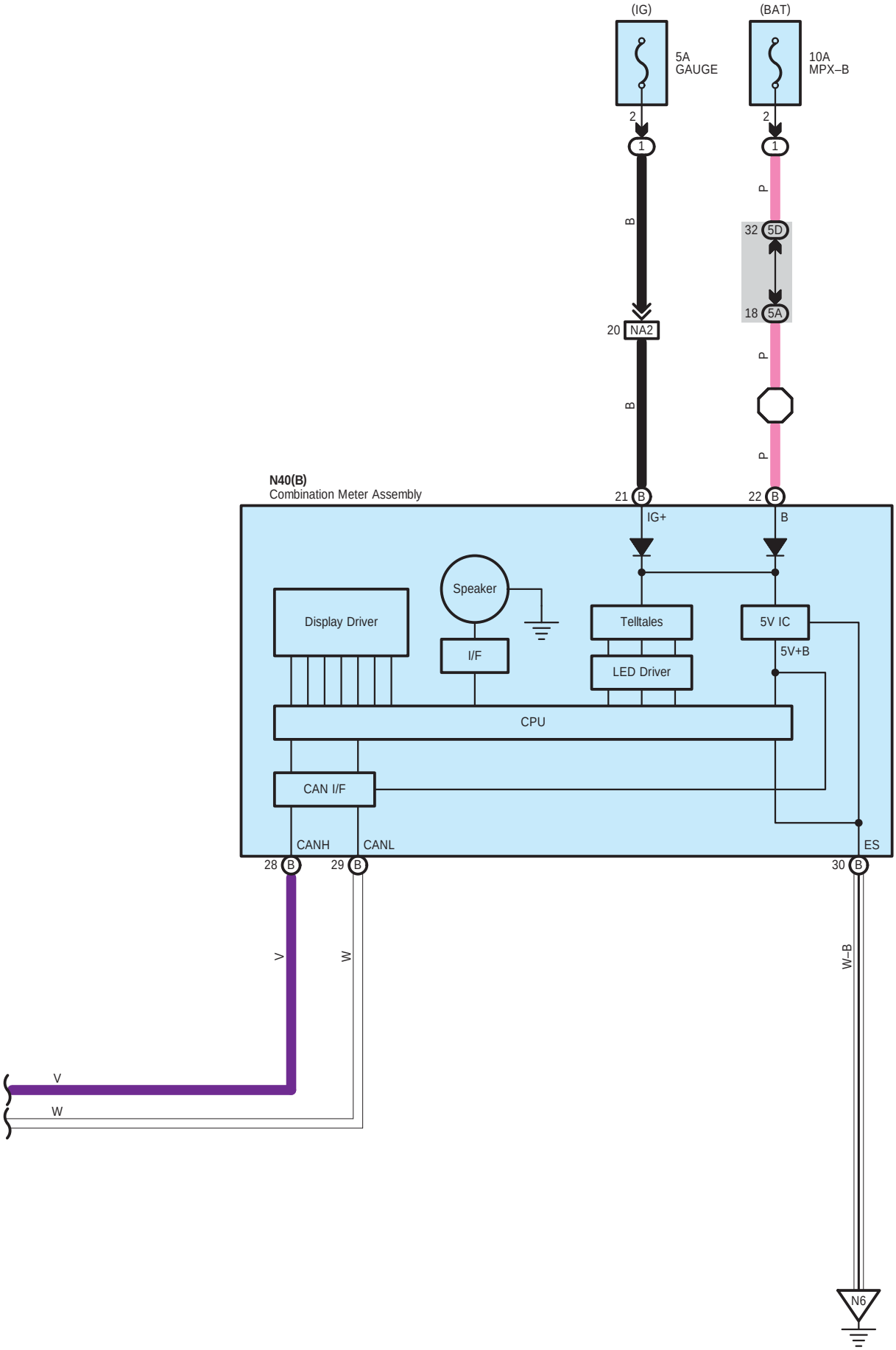
(IG)
(BAT)
5A
GAUGE
10A
MPX–B
2
1
B
P
32
5D
18
5A
20
NA2
N40(B)
Combination Meter Assembly
21
22
IG+
B
Speaker
Display Driver
I/F
Telltales
LED Driver
5V IC
5V+B
CPU
CAN I/F
CANH
CANL
ES
28
29
30
V
W
W–B
N6

A 4
Black



A 5
White

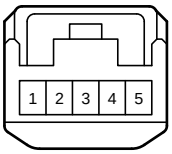

A 12
Black

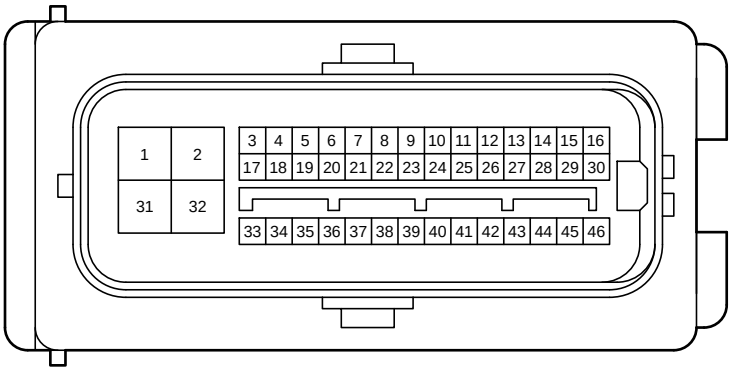

A 14
Black

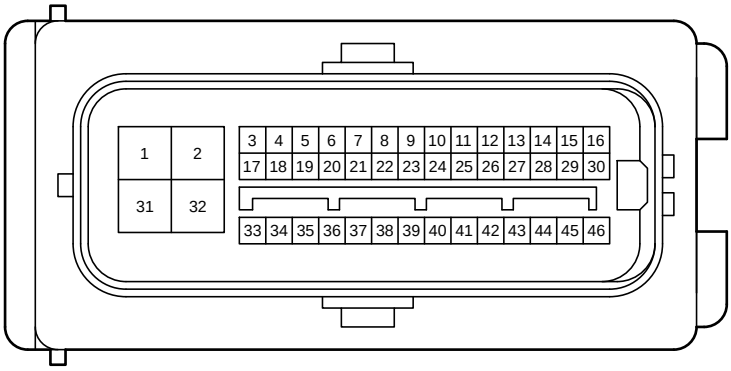

A 15
Black



A 16
Gray

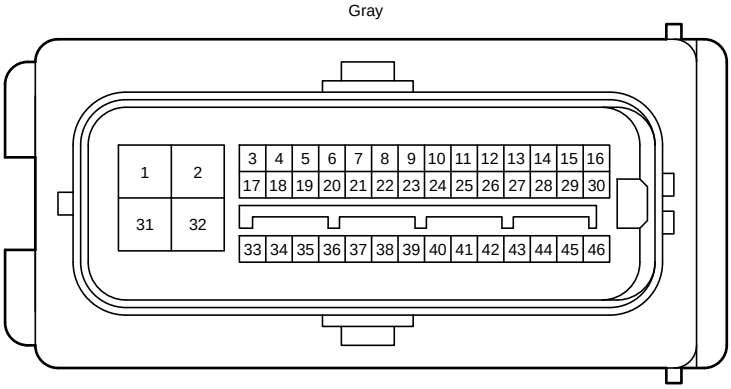

A 20
Black

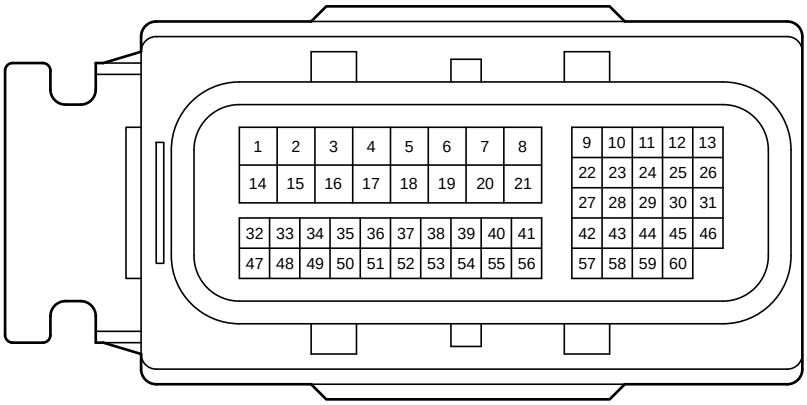

A 28
Black

A 29
Black

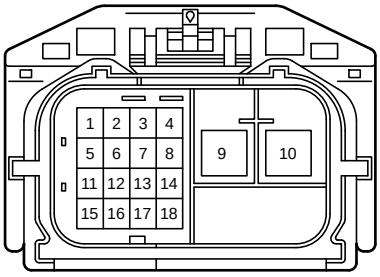

A 35
Gray

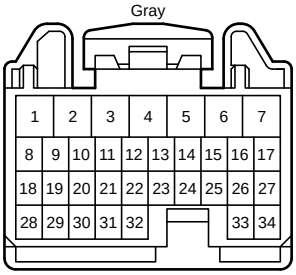

A 36
Gray

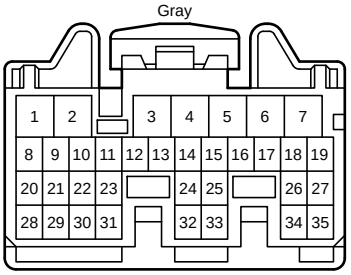

A 50
Gray

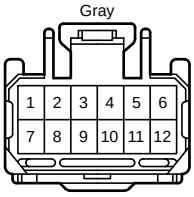

A 51
Blue

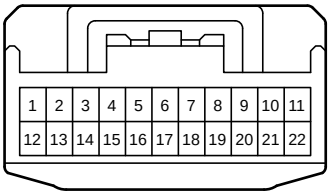

A 53
White

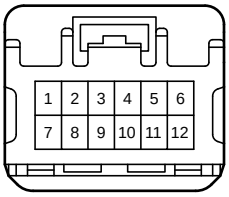

A 78
Black

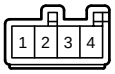

A 79
Black

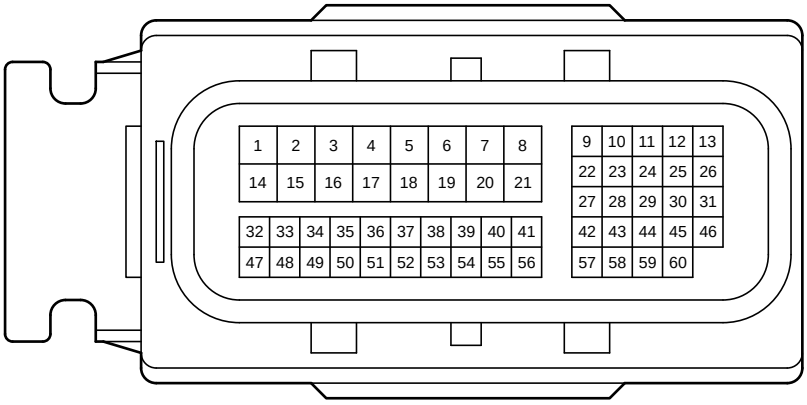

F 5
Black

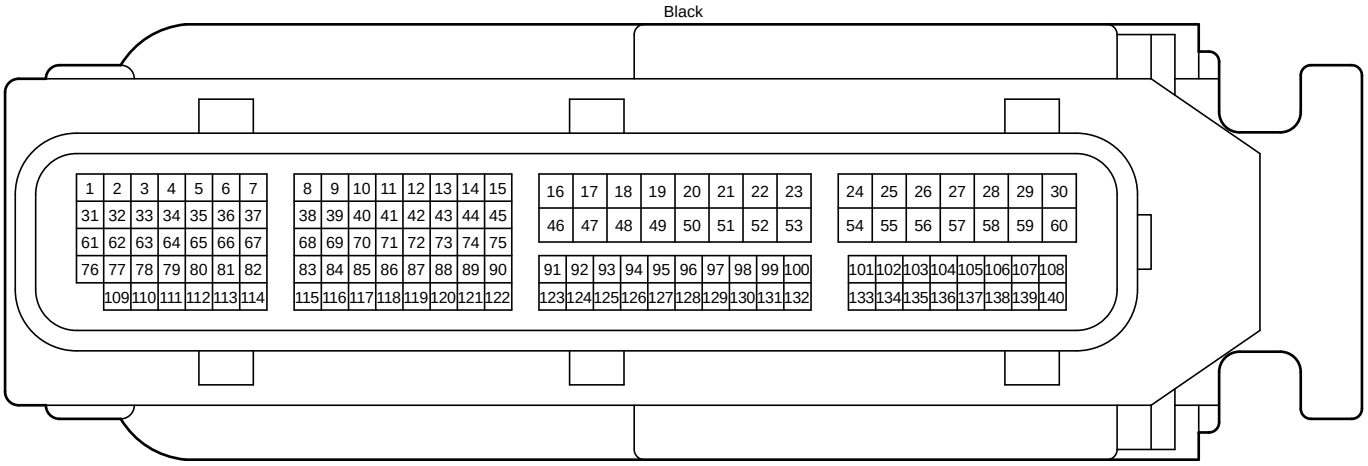

F 21
Black

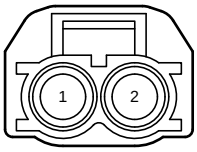

F 24
Black

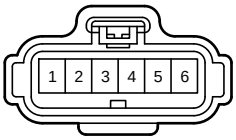

F 65
Gray

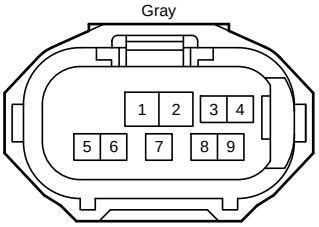

F 66
Gray



F 70
Black

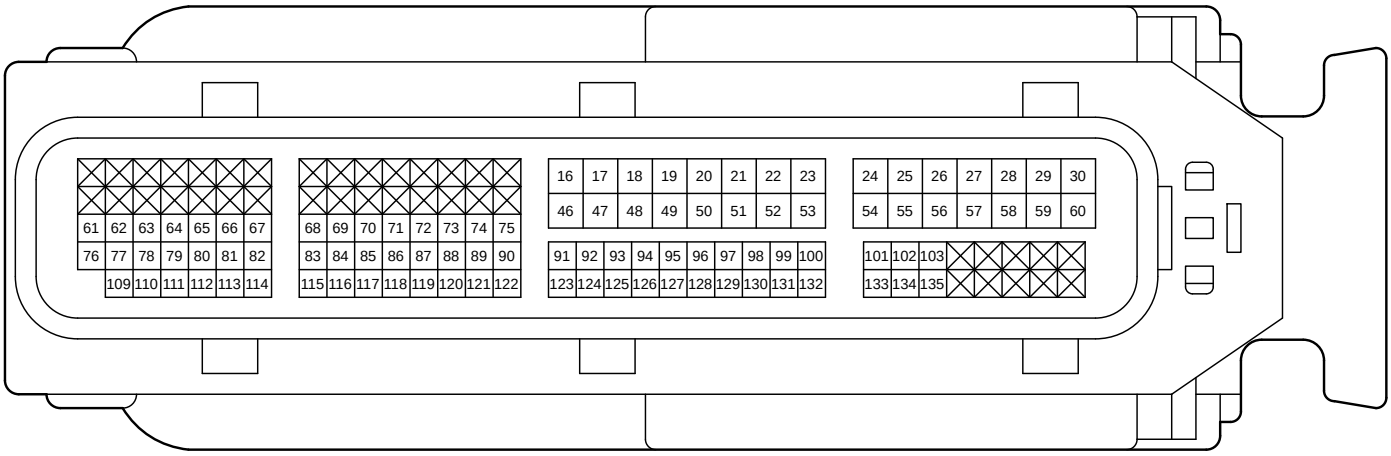

F 85
Black

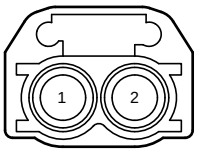

N 1
Blue



N 5
White

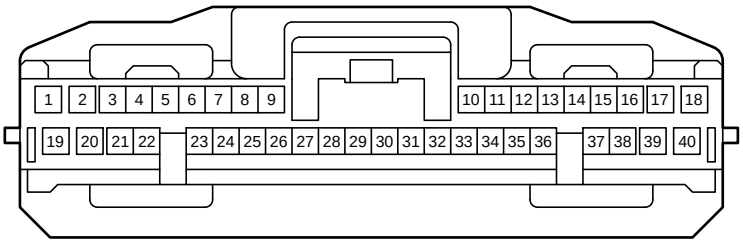

N 6
Black



N 23
Black

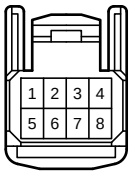

N 33
White

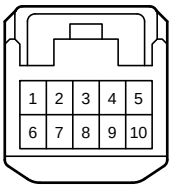

N 34
Black

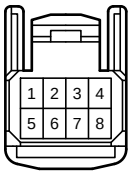

N 40
Black

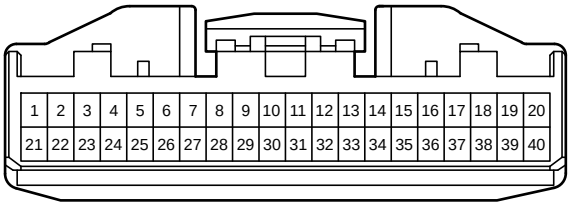

N 42
Black

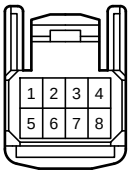

N 51
Black



N 59
Black

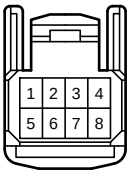

N 82
White

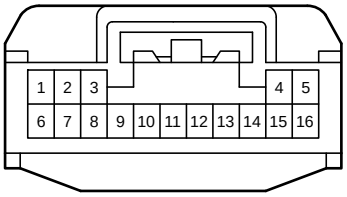

N 91
Gray

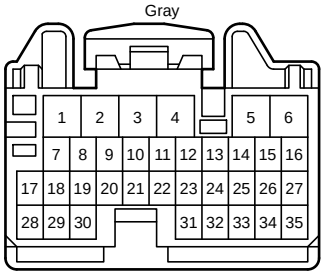

N 92
Gray

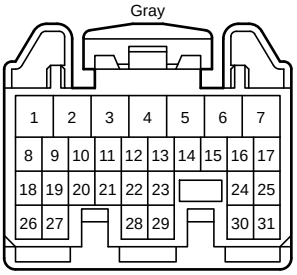

N104
White

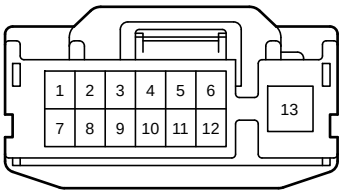

N105
Black

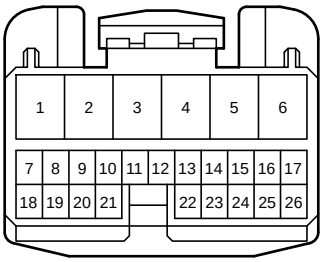

N107
White

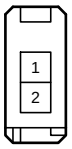

N108
White

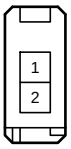

N110
White

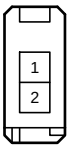

N112
White

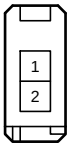

N113
White

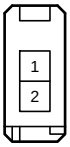

N114
White

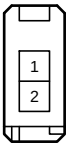

N115
White

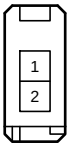

N116
White

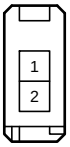

N119
White

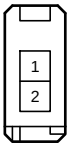

N120
White

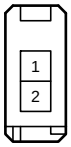

N121
White

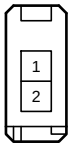

N130
Black

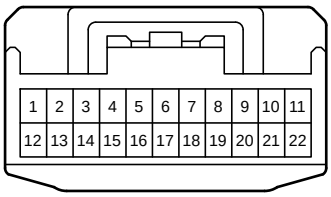

N132
Black

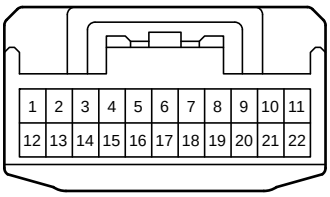

N133
Black

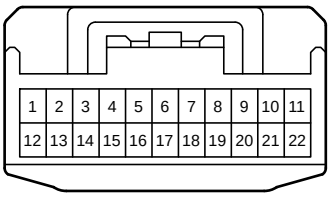

N134
Black

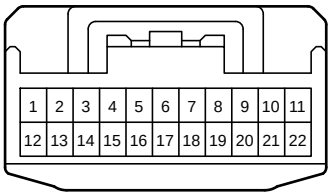

N161
Black

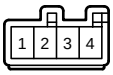

N165
Black

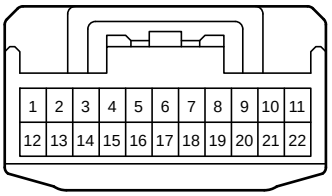

T 30
White

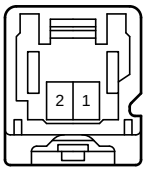

T 44
Blue



T 45
Blue



U 8
Black

U 32
White

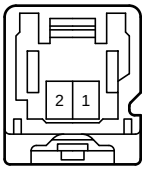

U 37
White



U 42
Black

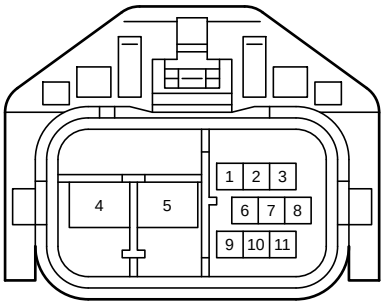

U 48
White

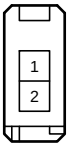

U 50
White

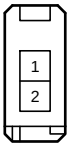

U 51
White

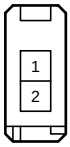

U 52
Blue



U 53
Blue



U 54
Blue

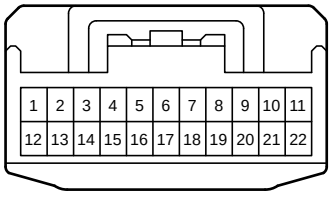

U 58
Black

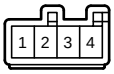

X 1
White

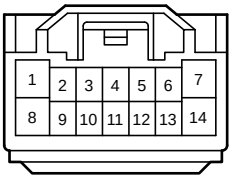

X 7
White

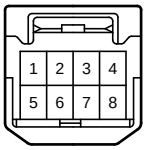

o 1
Black

o 2
Black

1A
Black

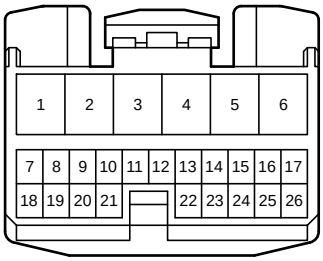

1B
Black

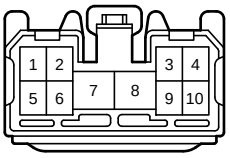

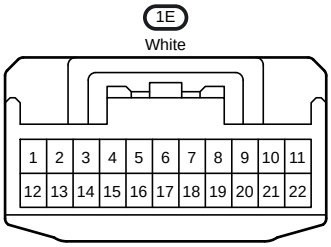
1E
White
1 2 3 4 5 6 7 8 9 10 11
12 13 14 15 16 17 18 19 20 21 22

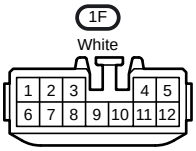
1F
White
1 2 3 4 5
6 7 8 9 10 11 12

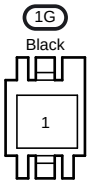
1G
Black
1

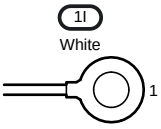
1I
White
1

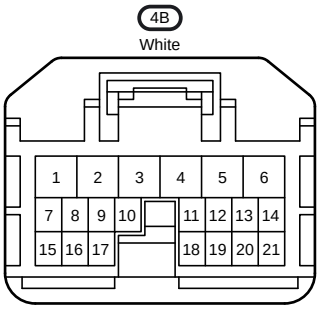
4B
White
1 2 3 4 5 6
7 8 9 10 11 12 13 14
15 16 17 18 19 20 21

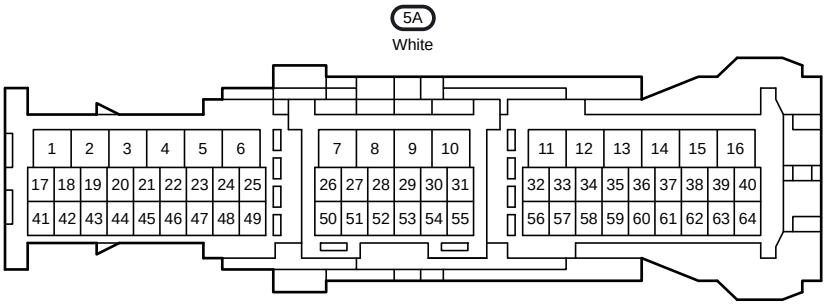
5A
White
1 2 3 4 5 6 7 8 9 10 11 12 13 14 15 16
17 18 19 20 21 22 23 24 25 26 27 28 29 30 31 32 33 34 35 36 37 38 39 40
41 42 43 44 45 46 47 48 49 50 51 52 53 54 55 56 57 58 59 60 61 62 63 64

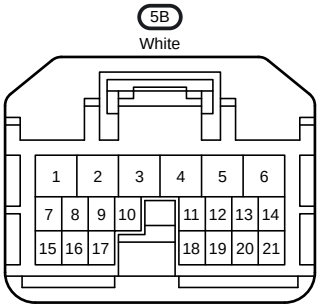
5B
White
1 2 3 4 5 6
7 8 9 10 11 12 13 14
15 16 17 18 19 20 21

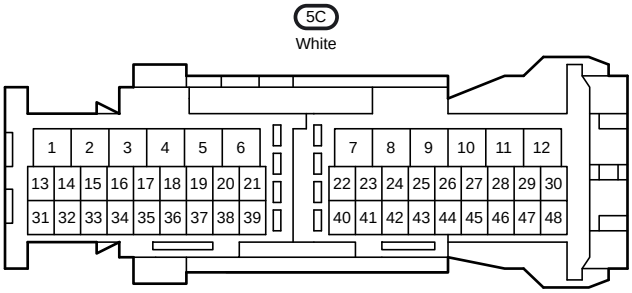
5C
White
1 2 3 4 5 6 7 8 9 10 11 12
13 14 15 16 17 18 19 20 21 22 23 24 25 26 27 28 29 30
31 32 33 34 35 36 37 38 39 40 41 42 43 44 45 46 47 48

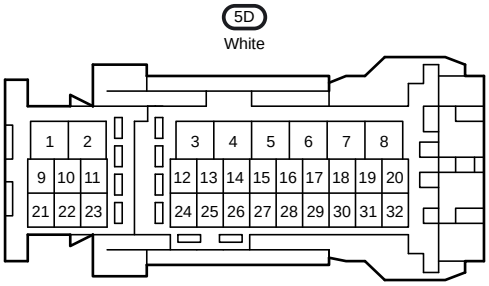
5D
White
1 2 3 4 5 6 7 8
9 10 11 12 13 14 15 16 17 18 19 20
21 22 23 24 25 26 27 28 29 30 31 32

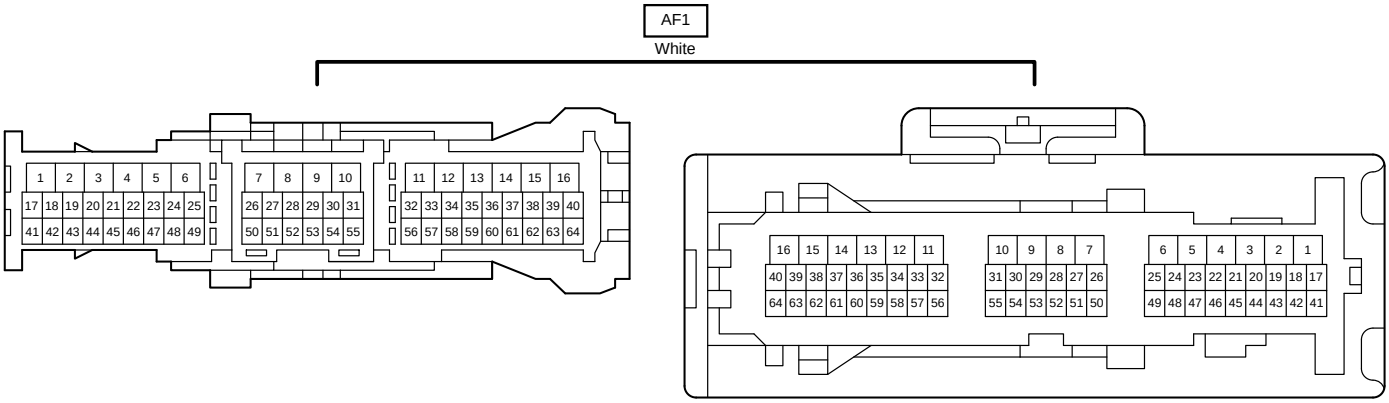
AF1
White
1 2 3 4 5 6 7 8 9 10 11 12 13 14 15 16
17 18 19 20 21 22 23 24 25 26 27 28 29 30 31 32 33 34 35 36 37 38 39 40
41 42 43 44 45 46 47 48 49 50 51 52 53 54 55 56 57 58 59 60 61 62 63 64
16 15 14 13 12 11 10 9 8 7 6 5 4 3 2 1
40 39 38 37 36 35 34 33 32 31 30 29 28 27 26 25 24 23 22 21 20 19 18 17
64 63 62 61 60 59 58 57 56 55 54 53 52 51 50 49 48 47 46 45 44 43 42 41

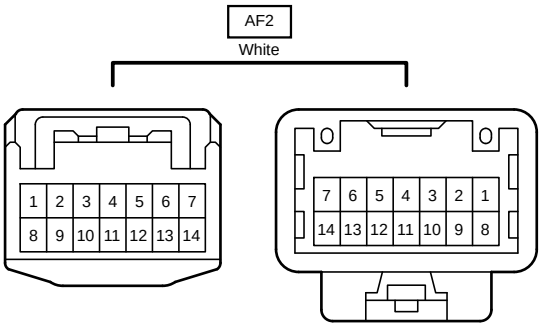
AF2
White
1 2 3 4 5 6 7
8 9 10 11 12 13 14
7 6 5 4 3 2 1
14 13 12 11 10 9 8

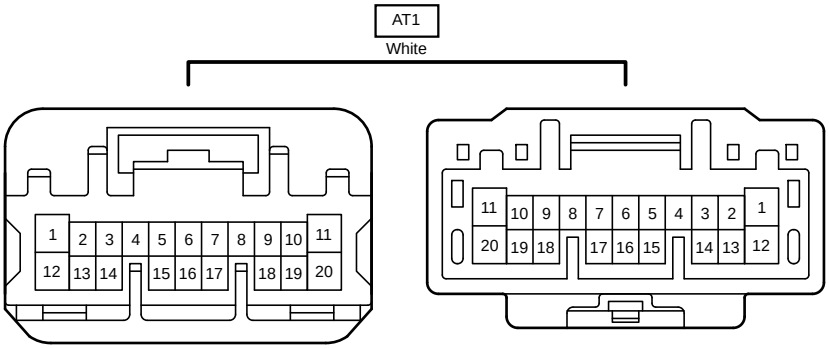
AT1
White
1 2 3 4 5 6 7 8 9 10 11
12 13 14 15 16 17 18 19 20
11 10 9 8 7 6 5 4 3 2 1
20 19 18 17 16 15 14 13 12

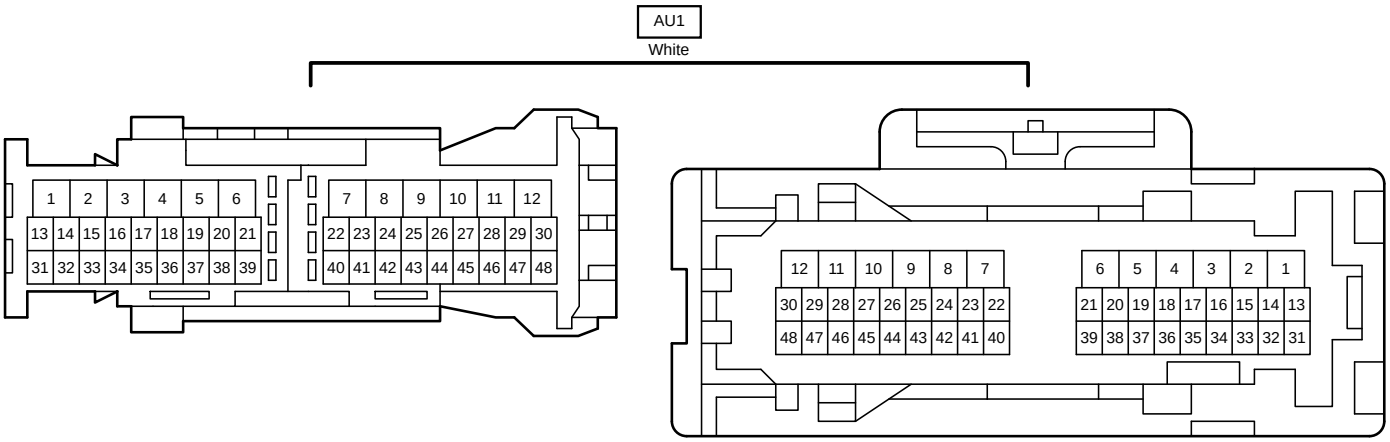
AU1
White
1 2 3 4 5 6 7 8 9 10 11 12
13 14 15 16 17 18 19 20 21 22 23 24 25 26 27 28 29 30
31 32 33 34 35 36 37 38 39 40 41 42 43 44 45 46 47 48
12 11 10 9 8 7 6 5 4 3 2 1
30 29 28 27 26 25 24 23 22 21 20 19 18 17 16 15 14 13
48 47 46 45 44 43 42 41 40 39 38 37 36 35 34 33 32 31

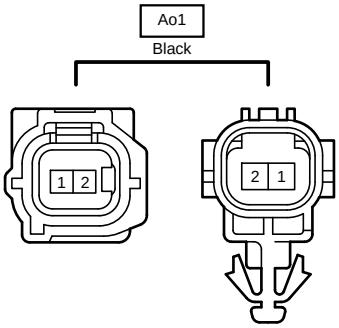
Ao1
Black
1 2
2 1

NA1
White

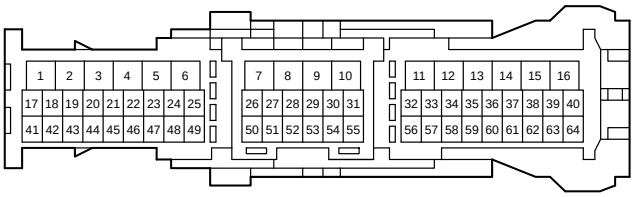

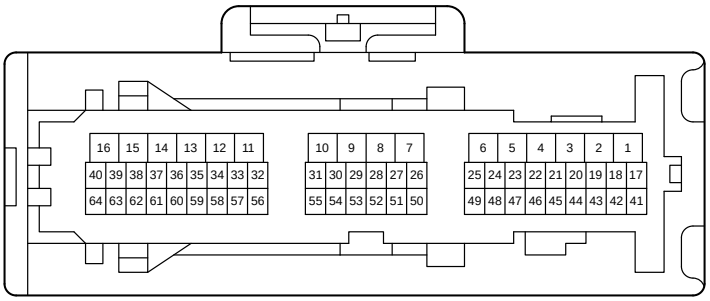

NA2
White

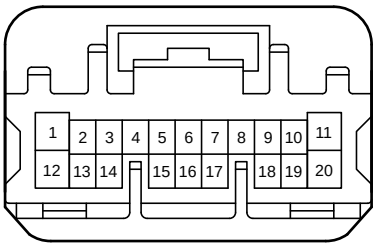

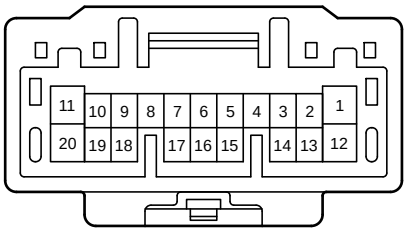

NA3
White

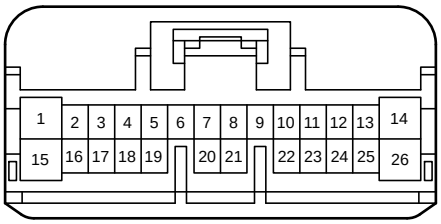

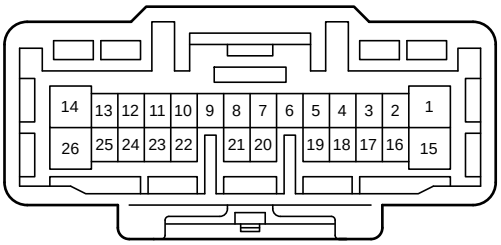

NA4
Gray

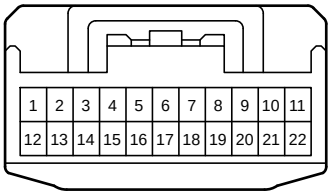

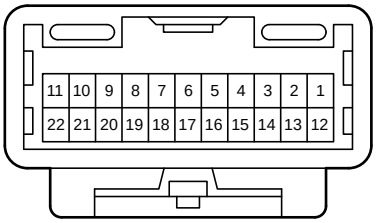

NO1
White

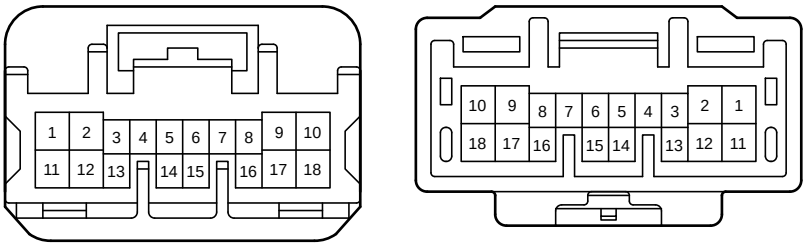

NU2
White

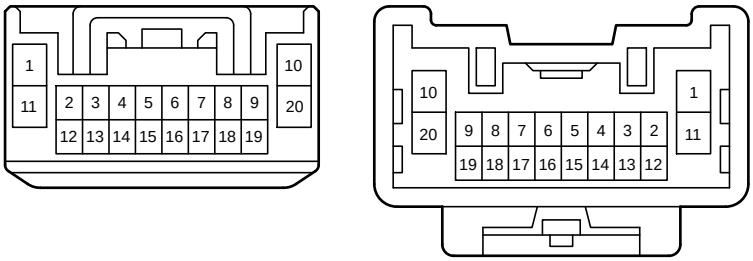

TU1
White

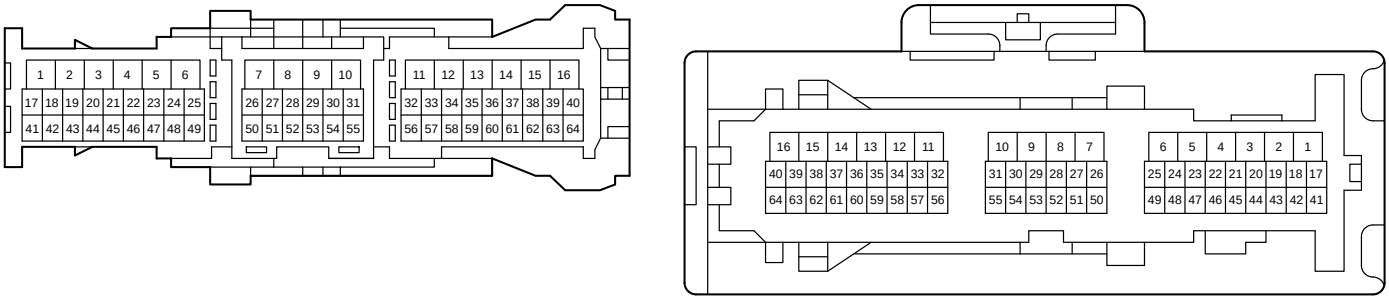

UN1
White

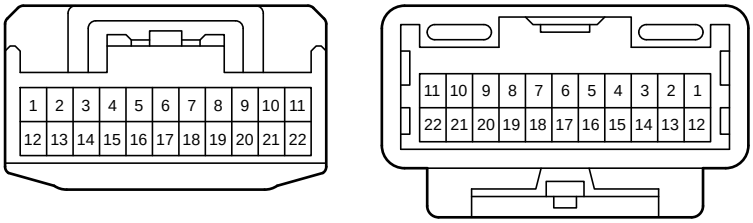

UX2
White

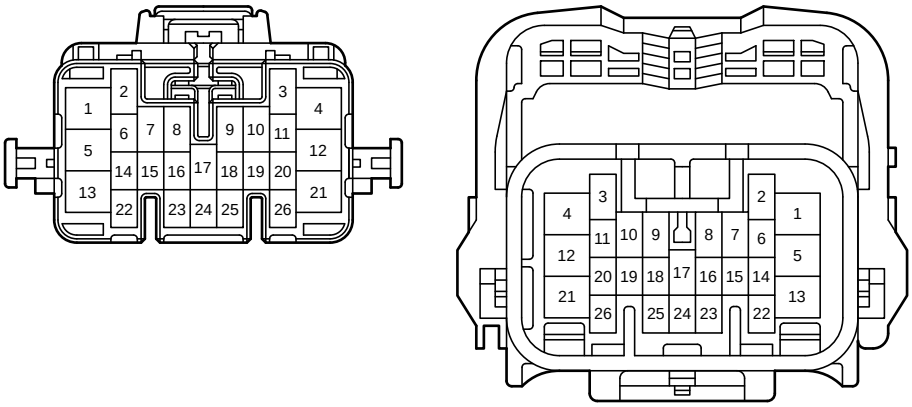

XT1
White

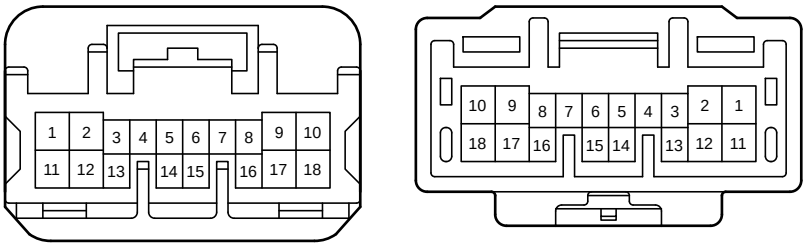

oA1
Black

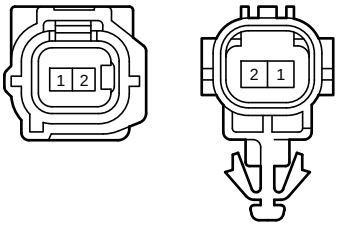
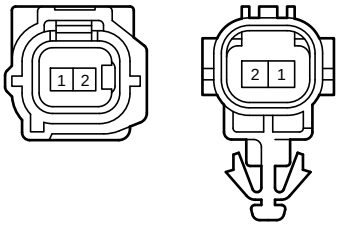
oA2
Black