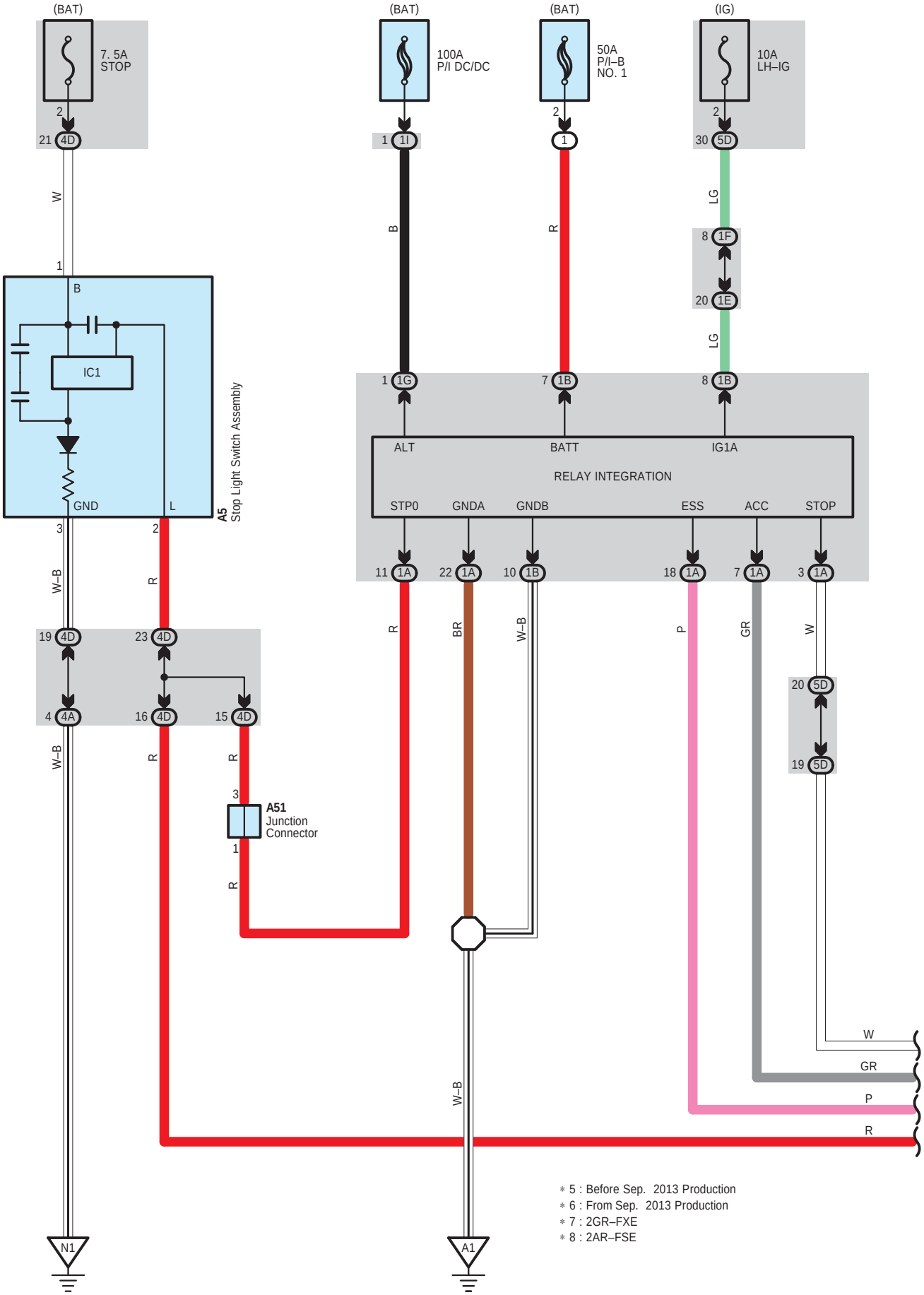
(BAT)
7. 5A
STOP
2
21 4D
W
1
B
IC1
GND
L
A5
Stop Light Switch Assembly
3
2
W–B
R
19 4D
23 4D
4 4A
16 4D
15 4D
W–B
R
R
3
A51
Junction
Connector
1
R
N1
(BAT)
100A
P/I DC/DC
1 1I
B
1 1G
(BAT)
50A
P/I–B
NO. 1
2
1
R
7 1B
(IG)
10A
LH–IG
2
30 5D
LG
8 1F
20 1E
LG
8 1B
ALT
BATT
IG1A
RELAY INTEGRATION
STP0
GNDA
GNDB
ESS
ACC
STOP
11 1A
22 1A
10 1B
18 1A
7 1A
3 1A
R
BR
W–B
P
GR
W
20 5D
19 5D
W–B
W
GR
P
R
A1
∗ 5 : Before Sep. 2013 Production
∗ 6 : From Sep. 2013 Production
∗ 7 : 2GR–FXE
∗ 8 : 2AR–FSE

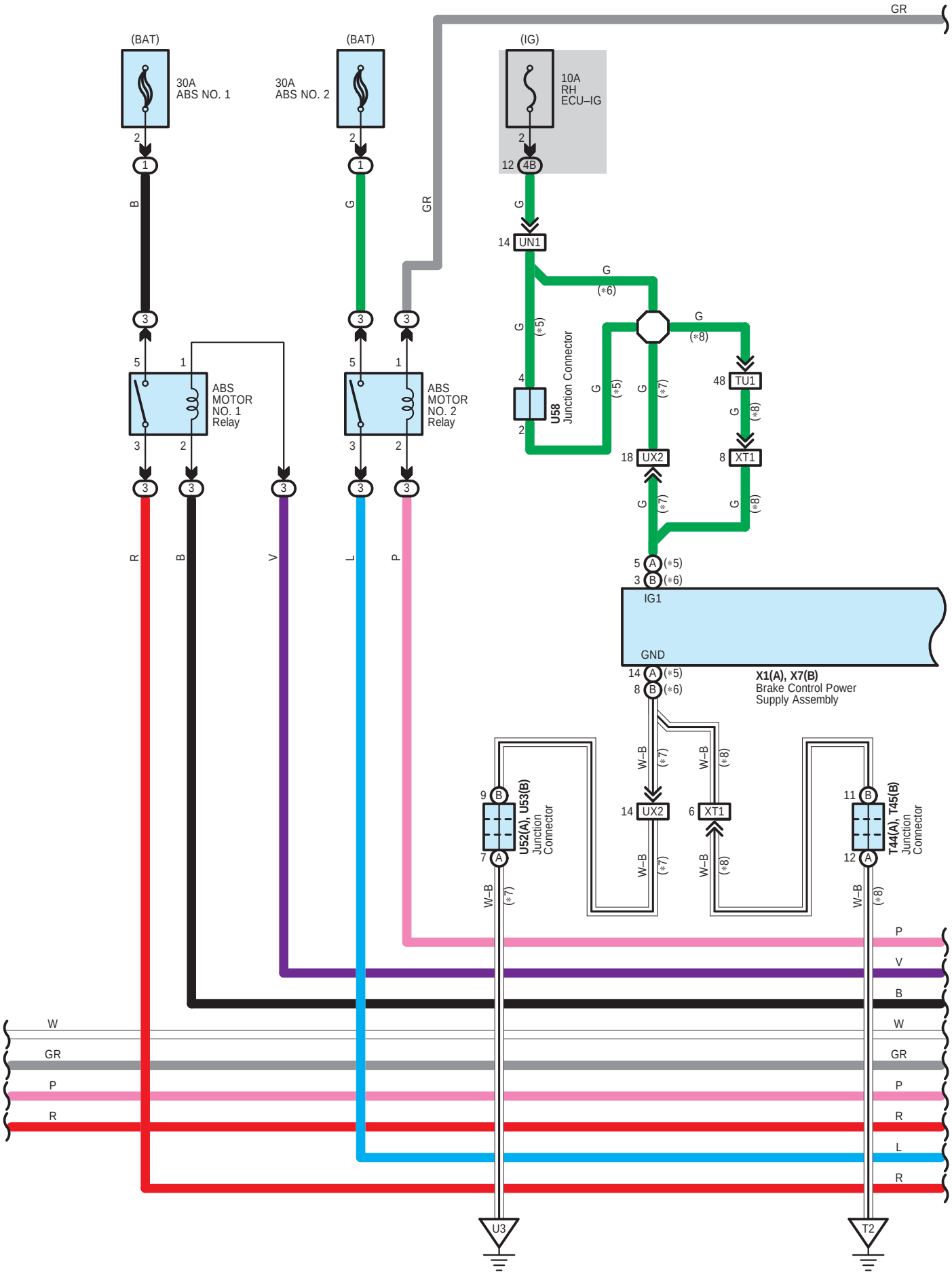
(BAT)
30A
ABS NO. 1
(BAT)
30A
ABS NO. 2
(IG)
10A
RH
ECU–IG
GR
ABS
MOTOR
NO. 1
Relay
ABS
MOTOR
NO. 2
Relay
U58
Junction Connector
UN1
TU1
XT1
UX2
IG1
GND
X1(A), X7(B)
Brake Control Power
Supply Assembly
U52(A), U53(B)
Junction
Connector
T44(A), T45(B)
Junction
Connector
U3
T2

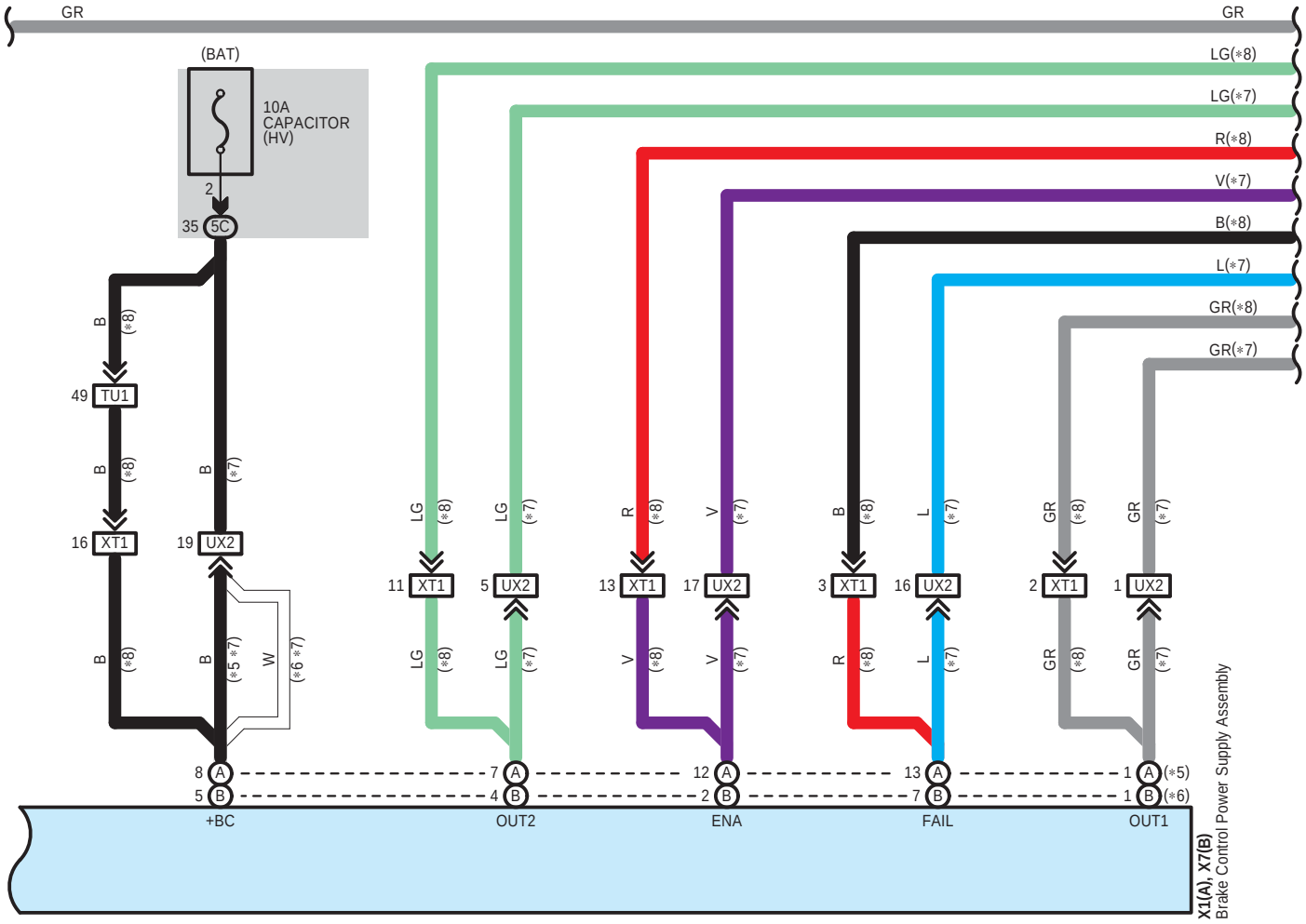

∗ 5 : Before Sep. 2013 Production
∗ 6 : From Sep. 2013 Production
∗ 7 : 2GR–FXE
∗ 8 : 2AR–FSE

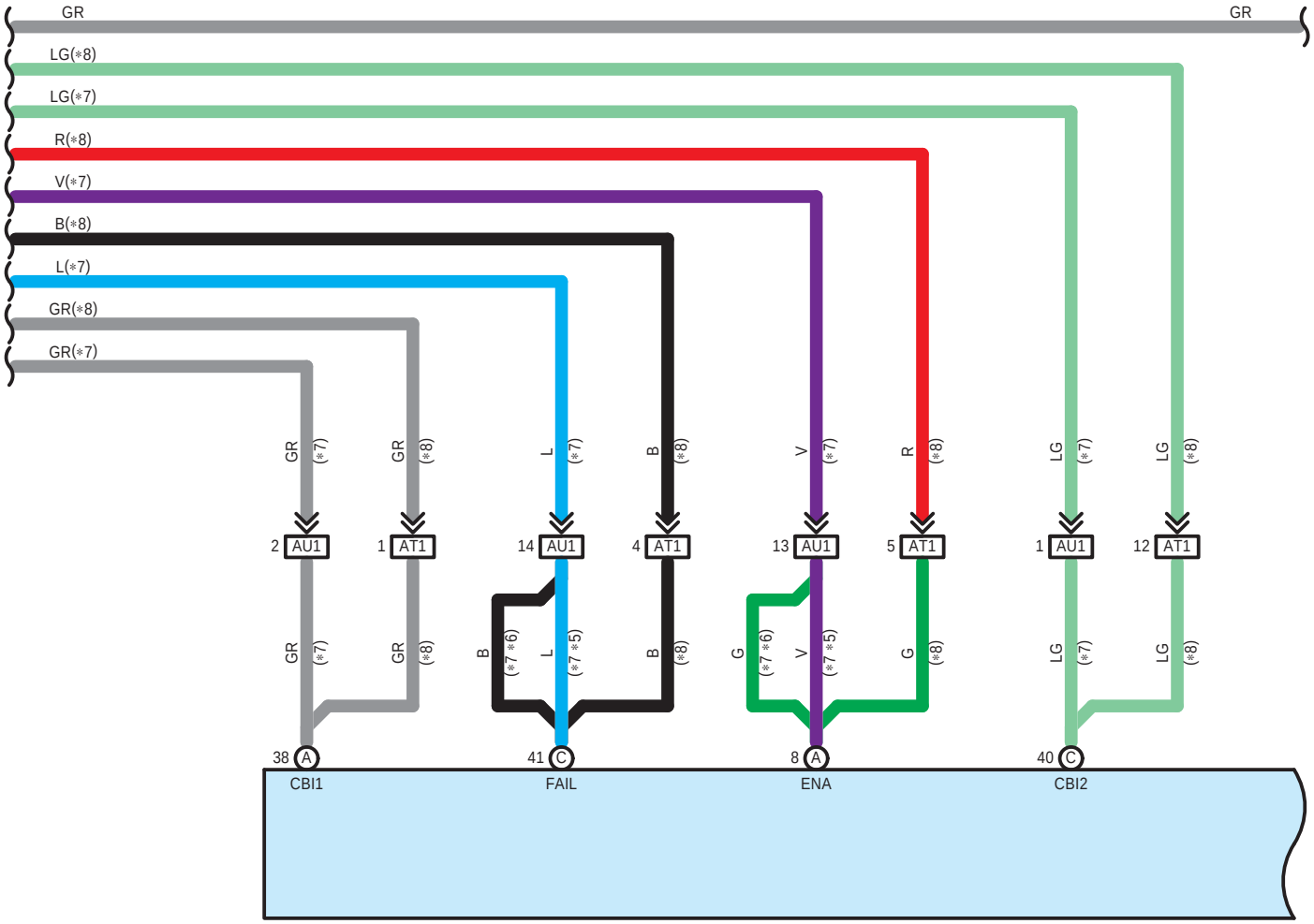

A14(A), A15(B), A16(C)
Skid Control ECU Assembly

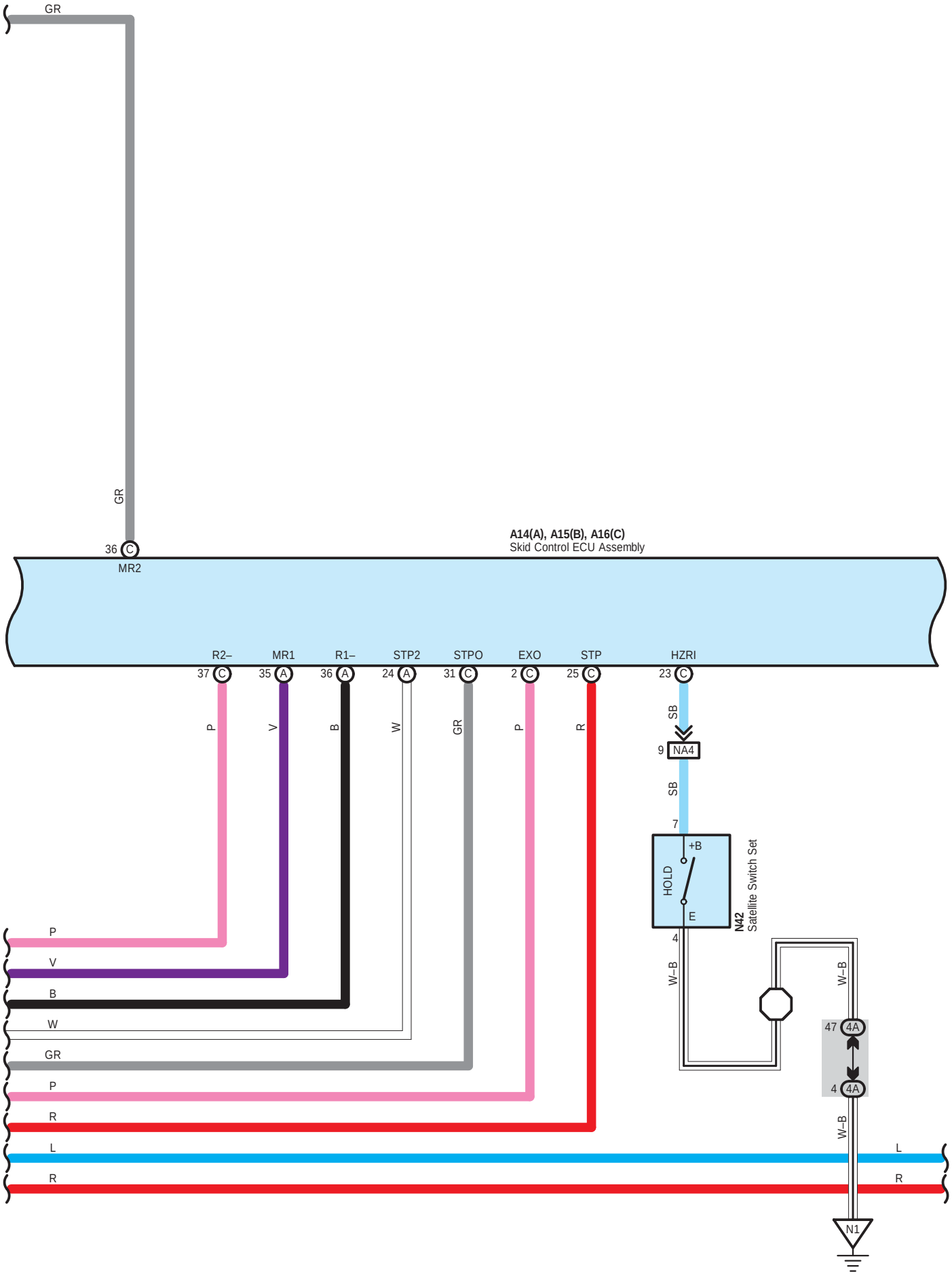
GR
GR
36 C
MR2
A14(A), A15(B), A16(C)
Skid Control ECU Assembly
R2–
MR1
R1–
STP2
STPO
EXO
STP
HZRI
37 C
35 A
36 A
24 A
31 C
2 C
25 C
23 C
P
V
B
W
GR
P
R
SB
9 NA4
SB
7
+B
HOLD
E
N42
Satellite Switch Set
4
W–B
W–B
47 4A
4 4A
W–B
P
V
B
W
GR
P
R
L
R
L
R
N1

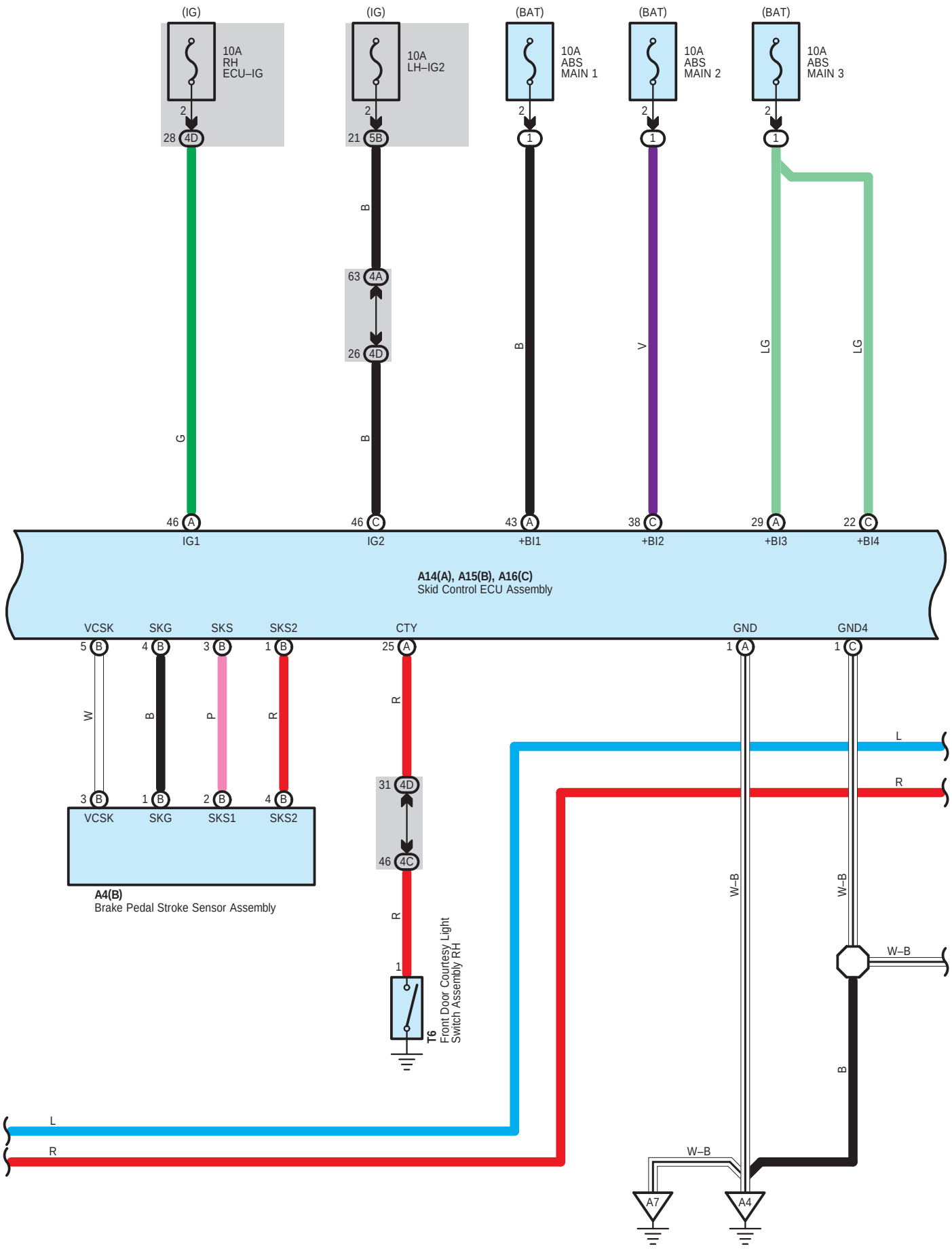
(IG)
10A
RH
ECU–IG
(IG)
10A
LH–IG2
(BAT)
10A
ABS
MAIN 1
(BAT)
10A
ABS
MAIN 2
(BAT)
10A
ABS
MAIN 3
28 4D
21 5B
63 4A
26 4D
G
B
B
B
V
LG
LG
46 A
46 C
43 A
38 C
29 A
22 C
IG1
IG2
+BI1
+BI2
+BI3
+BI4
A14(A), A15(B), A16(C)
Skid Control ECU Assembly
VCSK
SKG
SKS
SKS2
CTY
GND
GND4
5 B
4 B
3 B
1 B
25 A
1 A
1 C
W
B
P
R
R
L
R
3 B
1 B
2 B
4 B
VCSK
SKG
SKS1
SKS2
A4(B)
Brake Pedal Stroke Sensor Assembly
31 4D
46 4C
R
1
T6
Front Door Courtesy Light
Switch Assembly RH
W–B
W–B
W–B
B
L
R
W–B
A7
A4

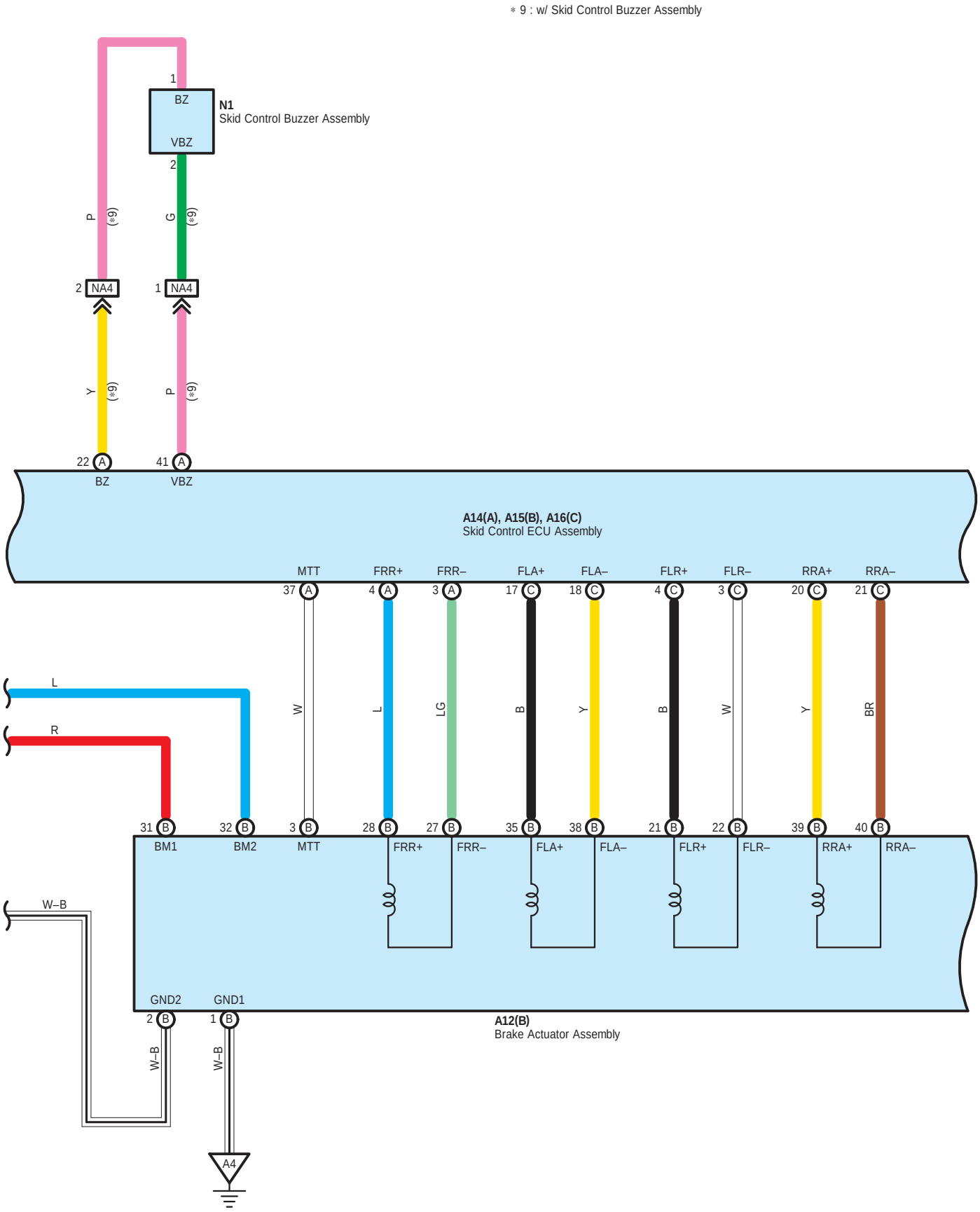
* 9 : w/ Skid Control Buzzer Assembly
N1
Skid Control Buzzer Assembly
BZ
VBZ
1
2
P (*9)
G (*9)
NA4
Y (*9)
P (*9)
22 A BZ
41 A VBZ
A14(A), A15(B), A16(C)
Skid Control ECU Assembly
MTT
FRR+
FRR–
FLA+
FLA–
FLR+
FLR–
RRA+
RRA–
37 A
4 A
3 A
17 C
18 C
4 C
3 C
20 C
21 C
W
L
LG
B
Y
B
W
Y
BR
L
R
31 B BM1
32 B BM2
3 B MTT
28 B FRR+
27 B FRR–
35 B FLA+
38 B FLA–
21 B FLR+
22 B FLR–
39 B RRA+
40 B RRA–
W–B
GND2
GND1
2 B
1 B
A12(B)
Brake Actuator Assembly
A4

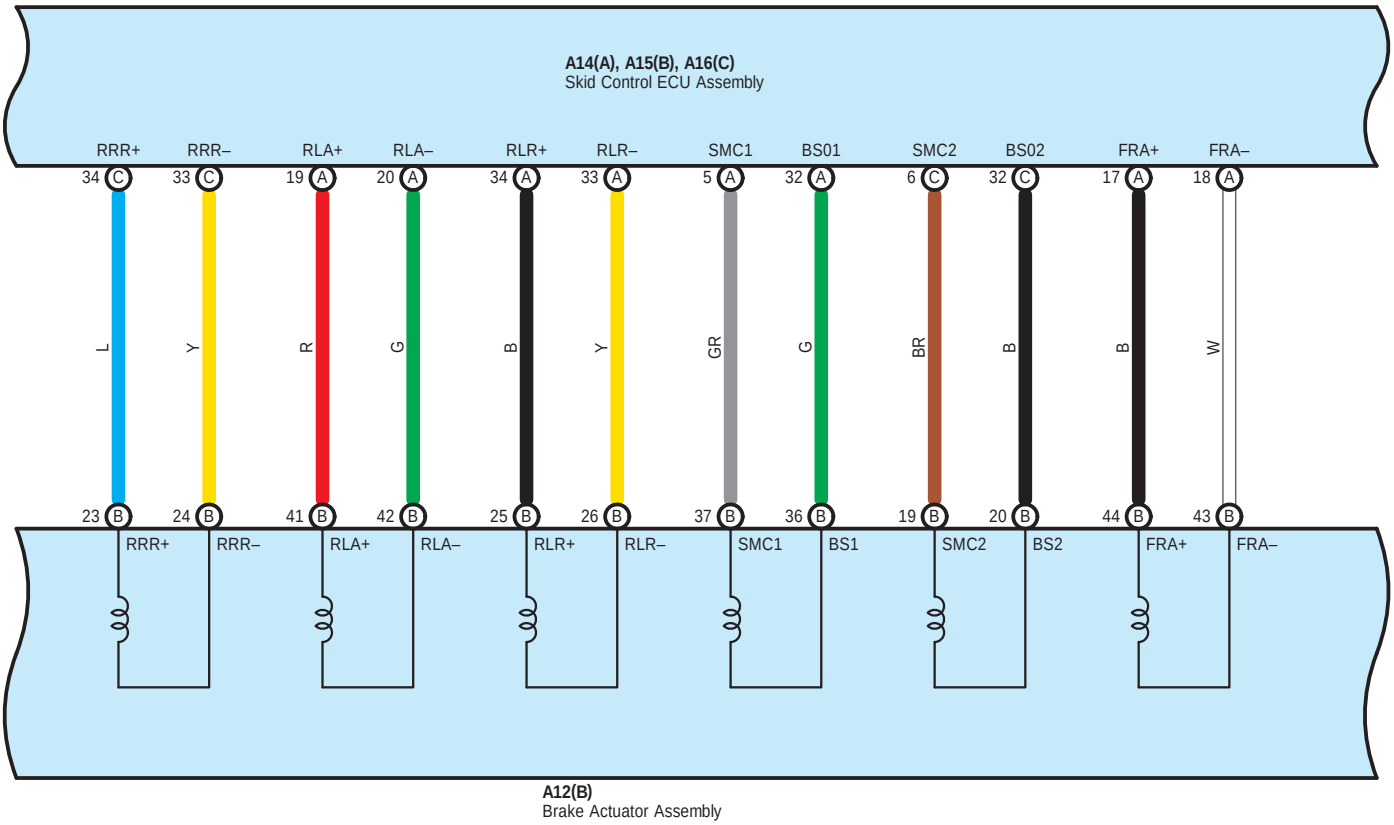
A14(A), A15(B), A16(C)
Skid Control ECU Assembly
RRR+
RRR–
RLA+
RLA–
RLR+
RLR–
SMC1
BS01
SMC2
BS02
FRA+
FRA–
34 C
33 C
19 A
20 A
34 A
33 A
5 A
32 A
6 C
32 C
17 A
18 A
L
Y
R
G
B
Y
GR
G
BR
B
B
W
23 B
24 B
41 B
42 B
25 B
26 B
37 B
36 B
19 B
20 B
44 B
43 B
RRR+
RRR–
RLA+
RLA–
RLR+
RLR–
SMC1
BS1
SMC2
BS2
FRA+
FRA–
A12(B)
Brake Actuator Assembly

∗ 5 : Before Sep. 2013 Production
∗ 6 : From Sep. 2013 Production

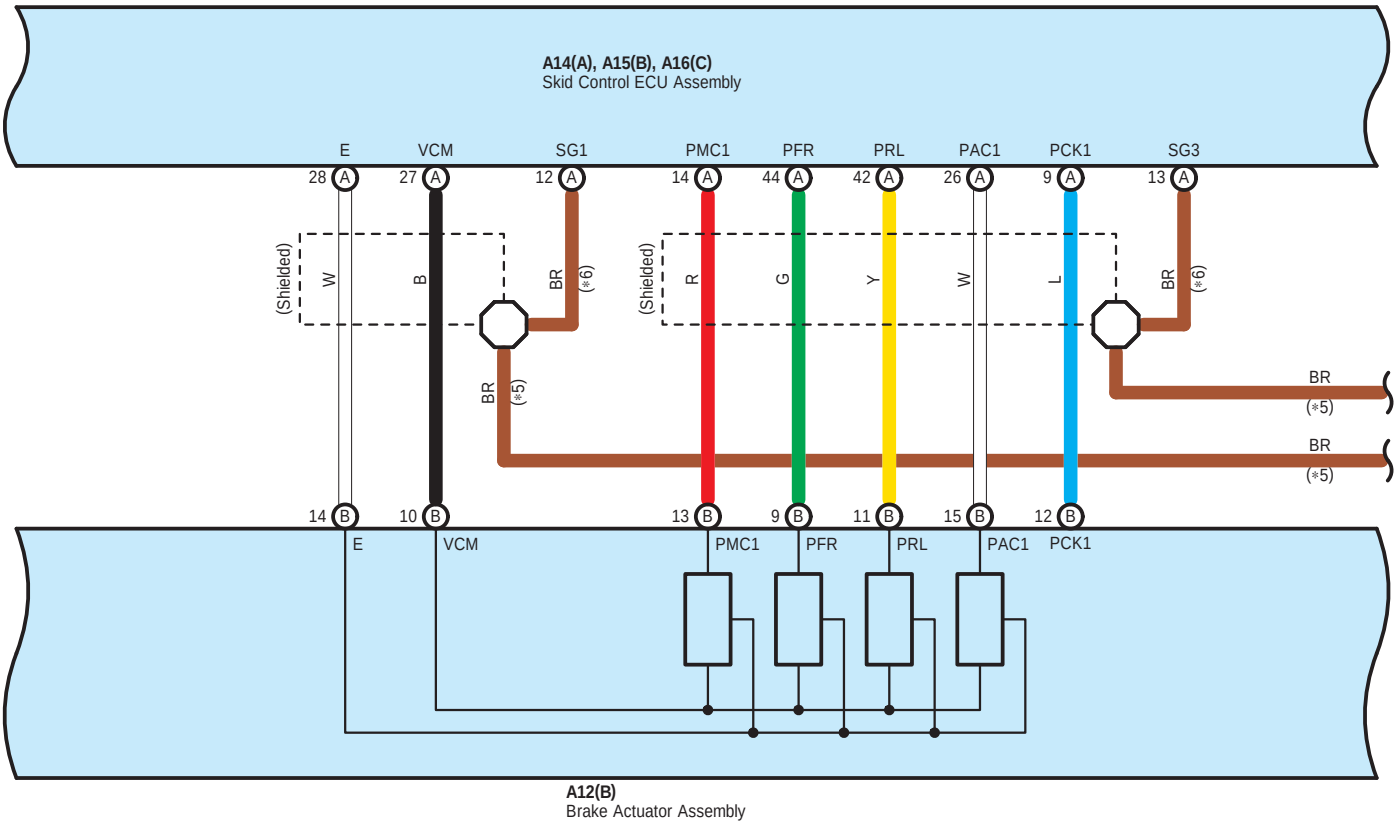

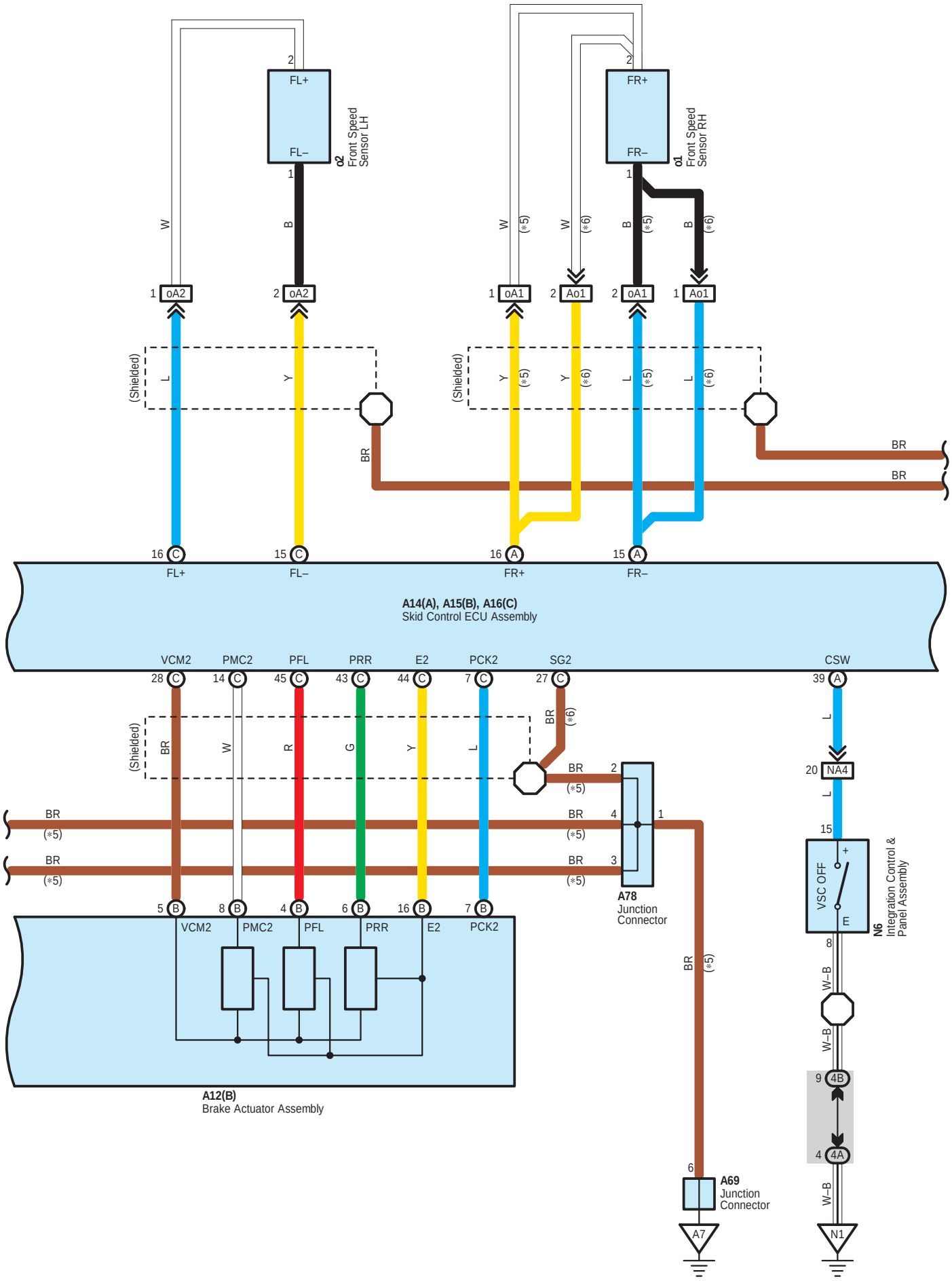
FL+
FL–
α2 Front Speed Sensor LH
FR+
FR–
α1 Front Speed Sensor RH
W
B
(*5)
(*6)
oA2
oA1
Ao1
(Shielded)
L
Y
BR
A14(A), A15(B), A16(C)
Skid Control ECU Assembly
VCM2
PMC2
PFL
PRR
E2
PCK2
SG2
CSW
R
G
NA4
A78
Junction Connector
VSC OFF
N6
Integration Control & Panel Assembly
W–B
4B
4A
A69
Junction Connector
A7
N1
A12(B)
Brake Actuator Assembly

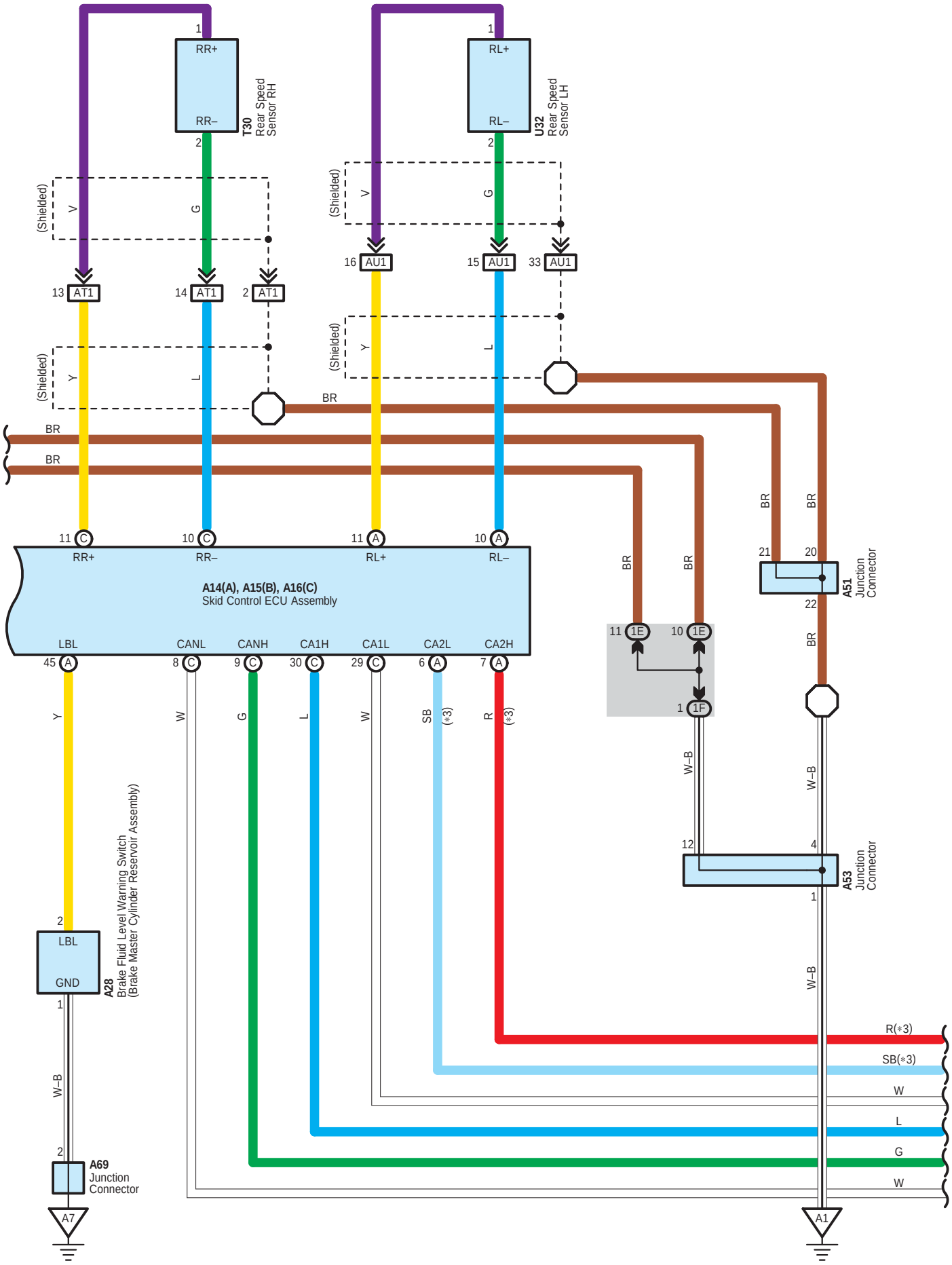
RR+
RR–
T30
Rear Speed Sensor RH
RL+
RL–
U32
Rear Speed Sensor LH
(Shielded)
V
G
Y
L
BR
AT1
AU1
A14(A), A15(B), A16(C)
Skid Control ECU Assembly
LBL
CANL
CANH
CA1H
CA1L
CA2L
CA2H
W
SB
R
(*3)
1E
1F
W–B
A51
Junction Connector
A53
Junction Connector
A28
Brake Fluid Level Warning Switch
(Brake Master Cylinder Reservoir Assembly)
GND
A69
Junction Connector
A7
A1
R(*3)
SB(*3)

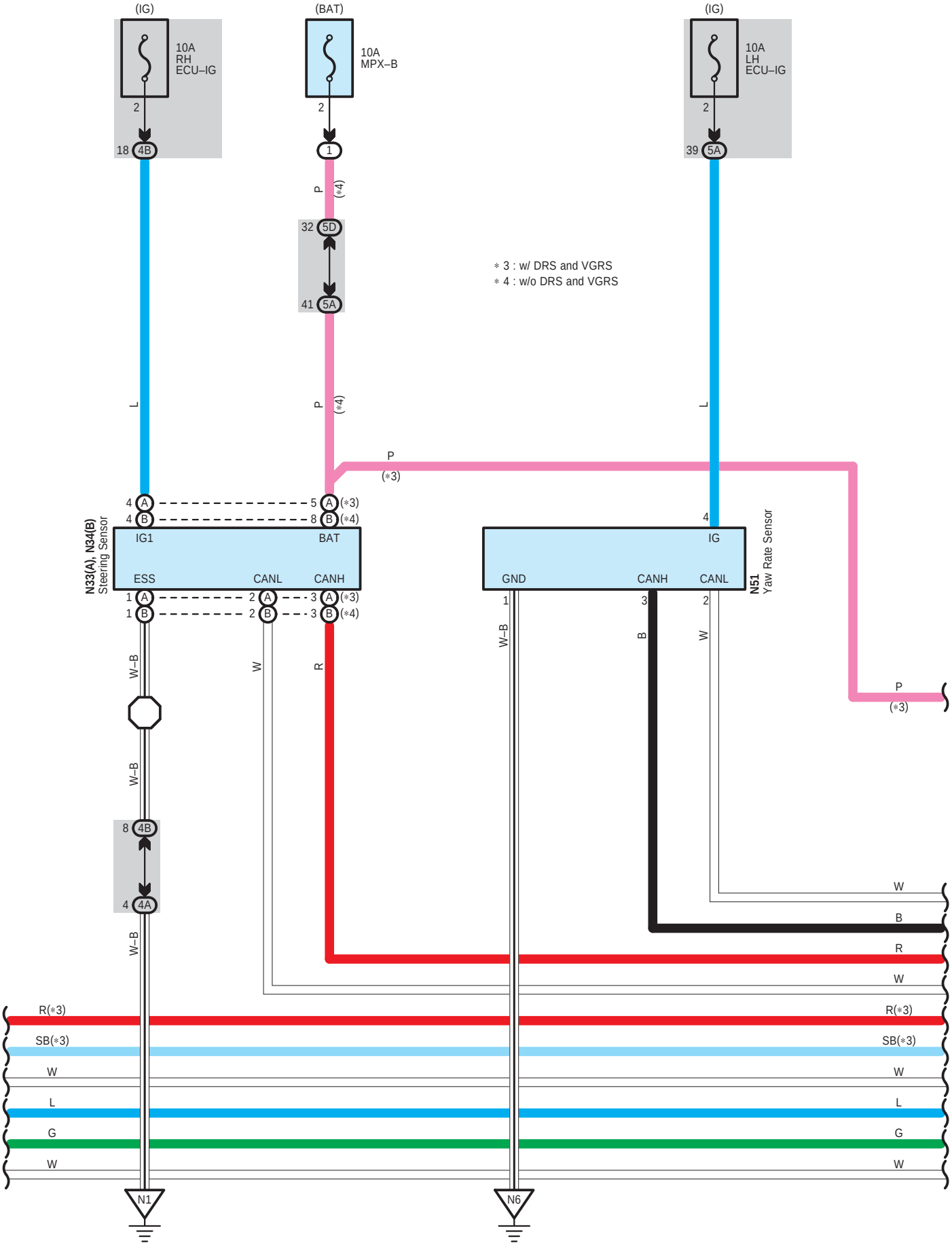
(IG)
10A
RH
ECU–IG
2
18 4B
(BAT)
10A
MPX–B
2
1
P
(∗4)
32 5D
41 5A
(IG)
10A
LH
ECU–IG
2
39 5A
∗ 3 : w/ DRS and VGRS
∗ 4 : w/o DRS and VGRS
L
P
(∗4)
L
P
(∗3)
4 A
4 B
5 A (∗3)
8 B (∗4)
N33(A), N34(B)
Steering Sensor
IG1
BAT
ESS
CANL
CANH
1 A
1 B
2 A
2 B
3 A (∗3)
3 B (∗4)
4
IG
GND
CANH
CANL
N51
Yaw Rate Sensor
1
3
2
W–B
W
R
W–B
W–B
B
W
P
(∗3)
8 4B
4 4A
W–B
W
B
R
W
R(∗3)
R(∗3)
SB(∗3)
SB(∗3)
W
W
L
L
G
G
W
W
N1
N6

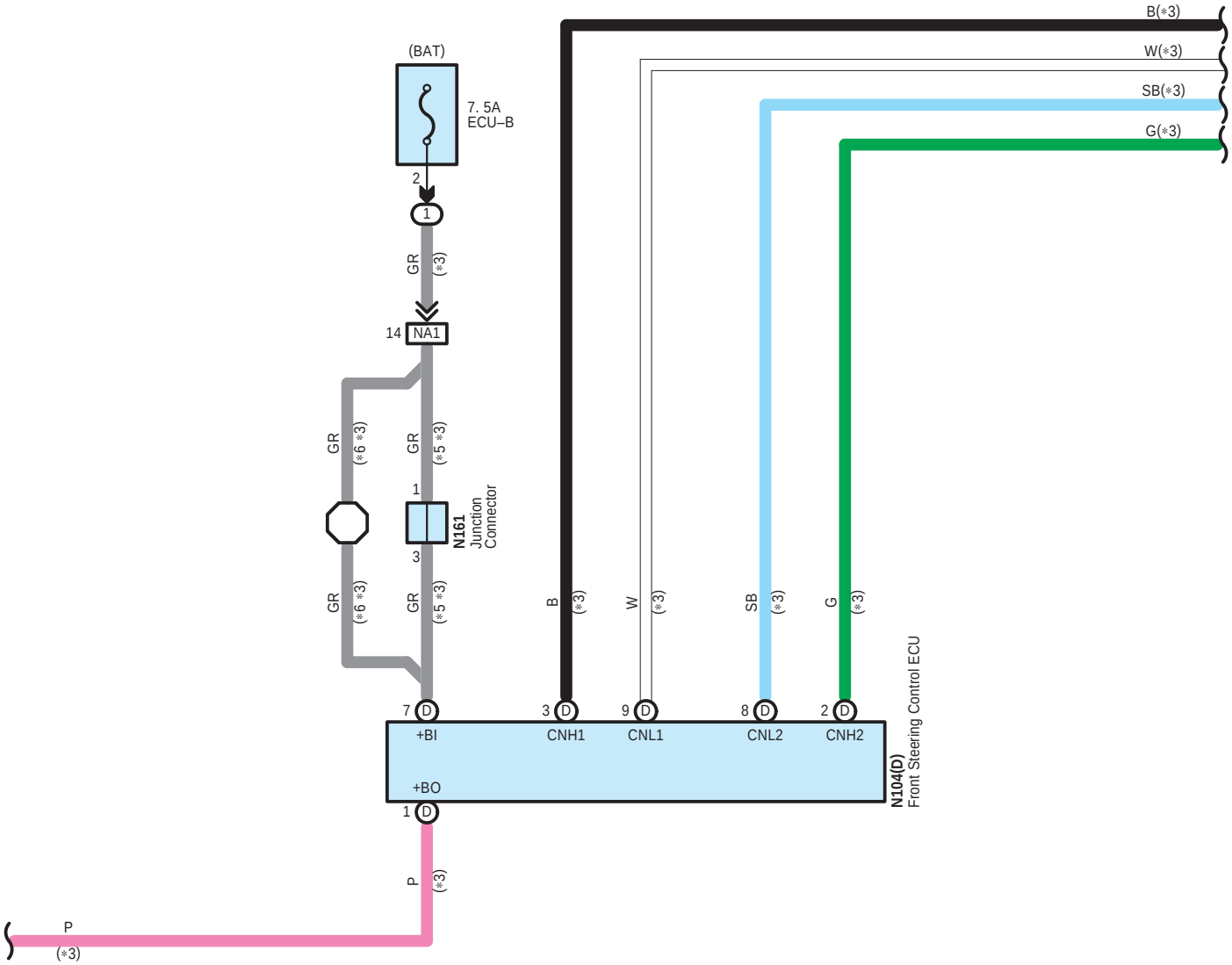
(BAT)
7. 5A
ECU–B
2
1
GR
(*3)
14
NA1
GR
(*6 *3)
GR
(*5 *3)
1
N161
Junction
Connector
3
GR
(*6 *3)
GR
(*5 *3)
B
(*3)
W
(*3)
SB
(*3)
G
(*3)
B(*3)
W(*3)
SB(*3)
G(*3)
7
+BI
3
CNH1
9
CNL1
8
CNL2
2
CNH2
N104(D)
Front Steering Control ECU
+BO
1
P
(*3)
P
(*3)


W
B
R
W
R(*3)
SB(*3)
W
L
G
W

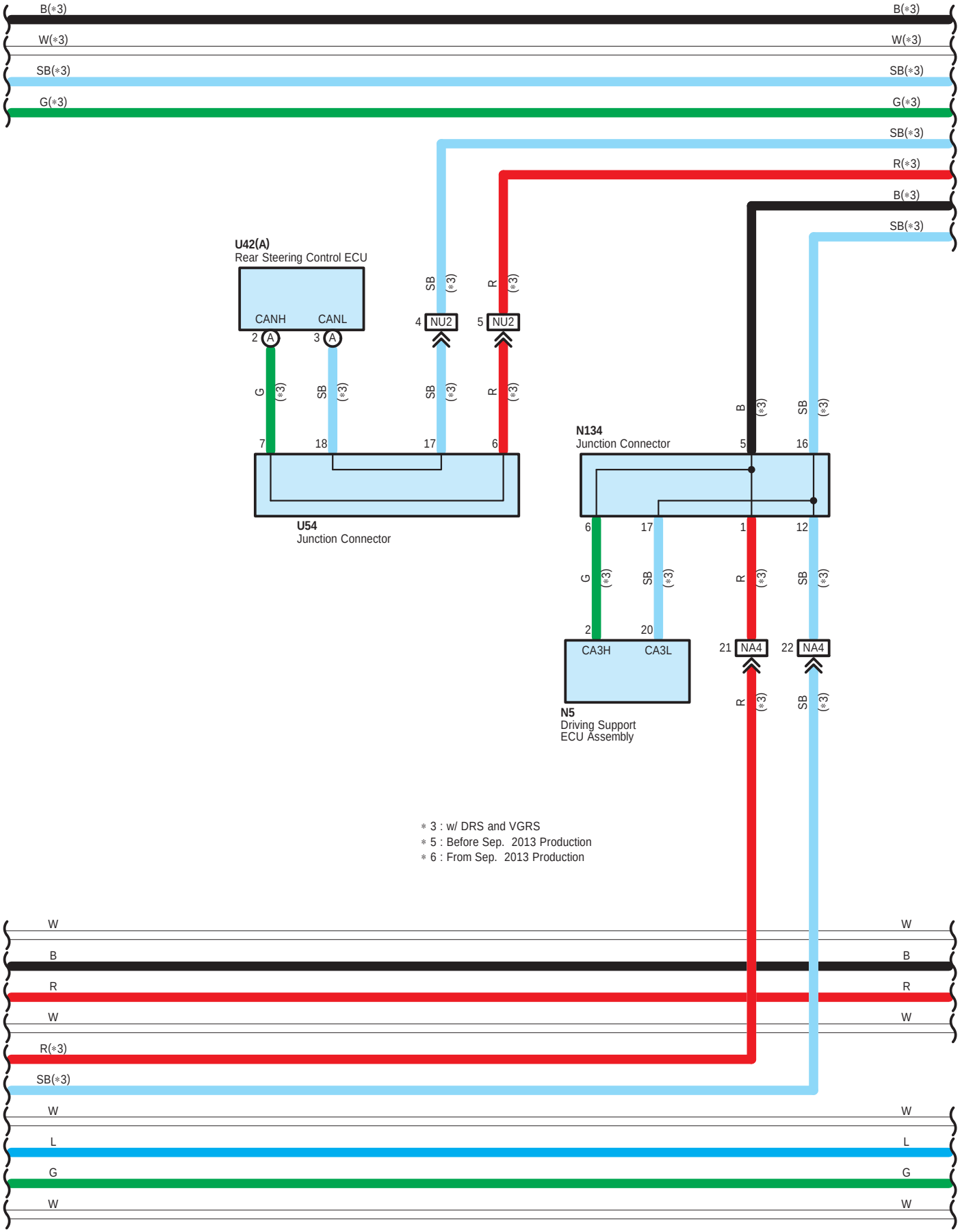
B(∗3)
W(∗3)
SB(∗3)
G(∗3)
SB(∗3)
R(∗3)
B(∗3)
SB(∗3)
U42(A)
Rear Steering Control ECU
CANH
CANL
2 A
3 A
SB (∗3)
R (∗3)
4 NU2
5 NU2
G (∗3)
SB (∗3)
SB (∗3)
R (∗3)
7
18
17
6
U54
Junction Connector
N134
Junction Connector
B (∗3)
SB (∗3)
5
16
6
17
1
12
G (∗3)
SB (∗3)
R (∗3)
SB (∗3)
2
20
CA3H
CA3L
21 NA4
22 NA4
R (∗3)
SB (∗3)
N5
Driving Support
ECU Assembly
∗ 3 : w/ DRS and VGRS
∗ 5 : Before Sep. 2013 Production
∗ 6 : From Sep. 2013 Production
W
B
R
W
R(∗3)
SB(∗3)
W
L
G
W

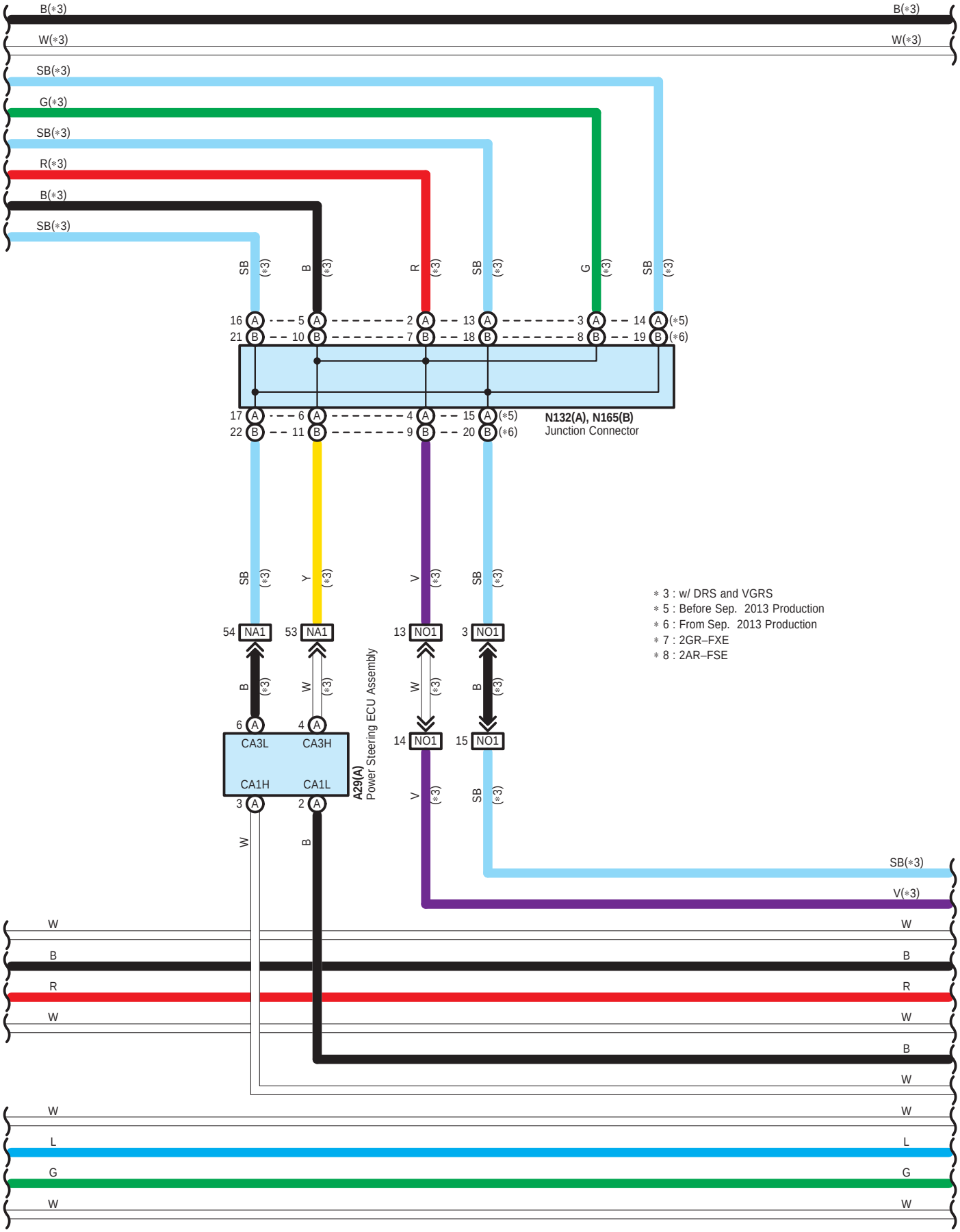
B(*3)
W(*3)
SB(*3)
G(*3)
SB(*3)
R(*3)
B(*3)
SB(*3)
N132(A), N165(B)
Junction Connector
A29(A)
Power Steering ECU Assembly
CA3L
CA3H
CA1H
CA1L
NA1
NO1
* 3 : w/ DRS and VGRS
* 5 : Before Sep. 2013 Production
* 6 : From Sep. 2013 Production
* 7 : 2GR–FXE
* 8 : 2AR–FSE
SB(*3)
V(*3)
W
B
R
W
B
W
W
L
G
W

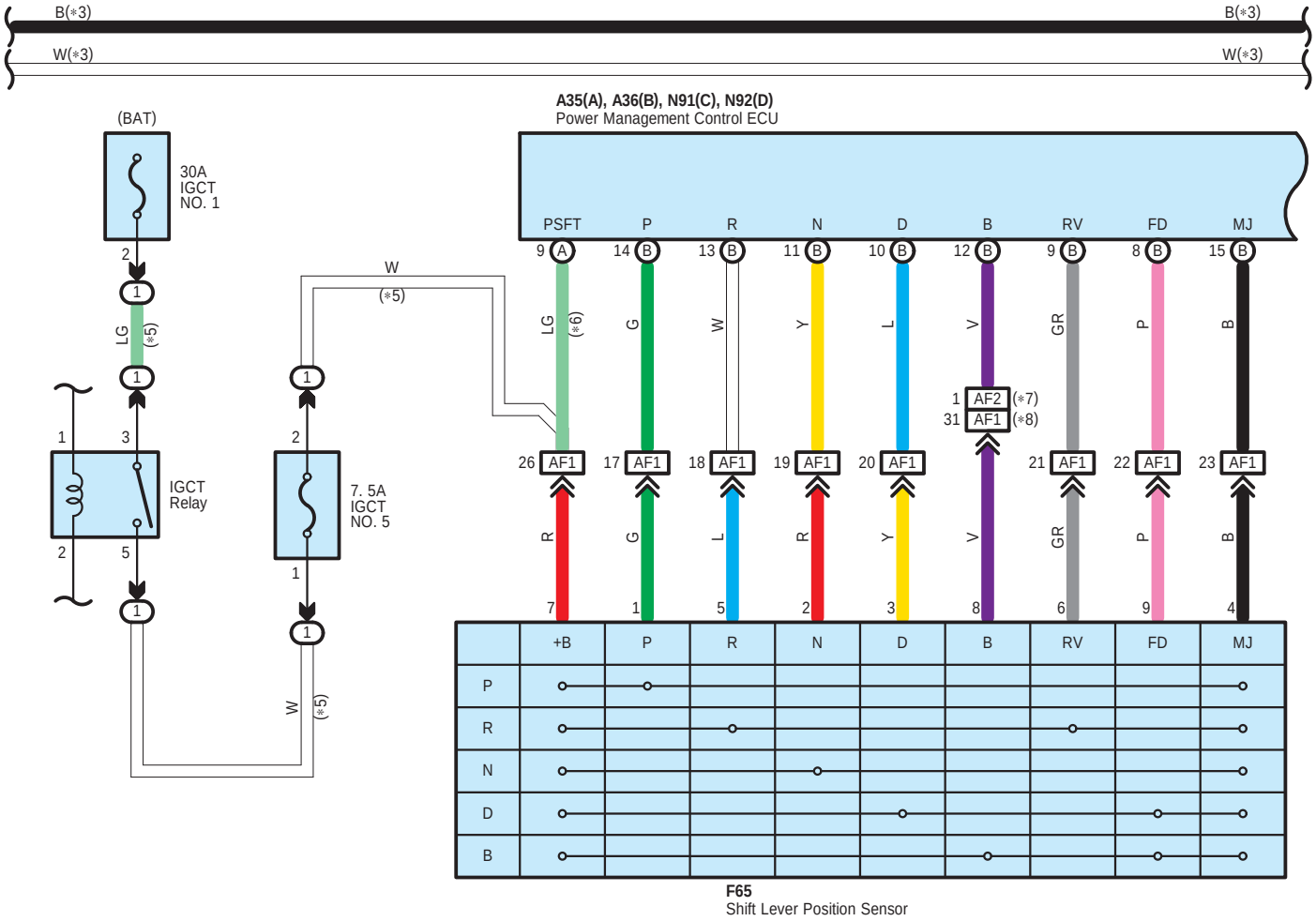
B(*3)
W(*3)
(BAT)
30A
IGCT
NO. 1
LG
(*5)
IGCT
Relay
7. 5A
IGCT
NO. 5
W
(*5)
A35(A), A36(B), N91(C), N92(D)
Power Management Control ECU
PSFT
P
R
N
D
B
RV
FD
MJ
LG
(*6)
G
W
Y
L
V
GR
P
B
AF2
(*7)
AF1
(*8)
AF1
R
G
L
R
Y
V
GR
P
B
+B
P
R
N
D
B
RV
FD
MJ
F65
Shift Lever Position Sensor

SB(*3)
V(*3)
W
B
R
W
B
W
W
L
G
W

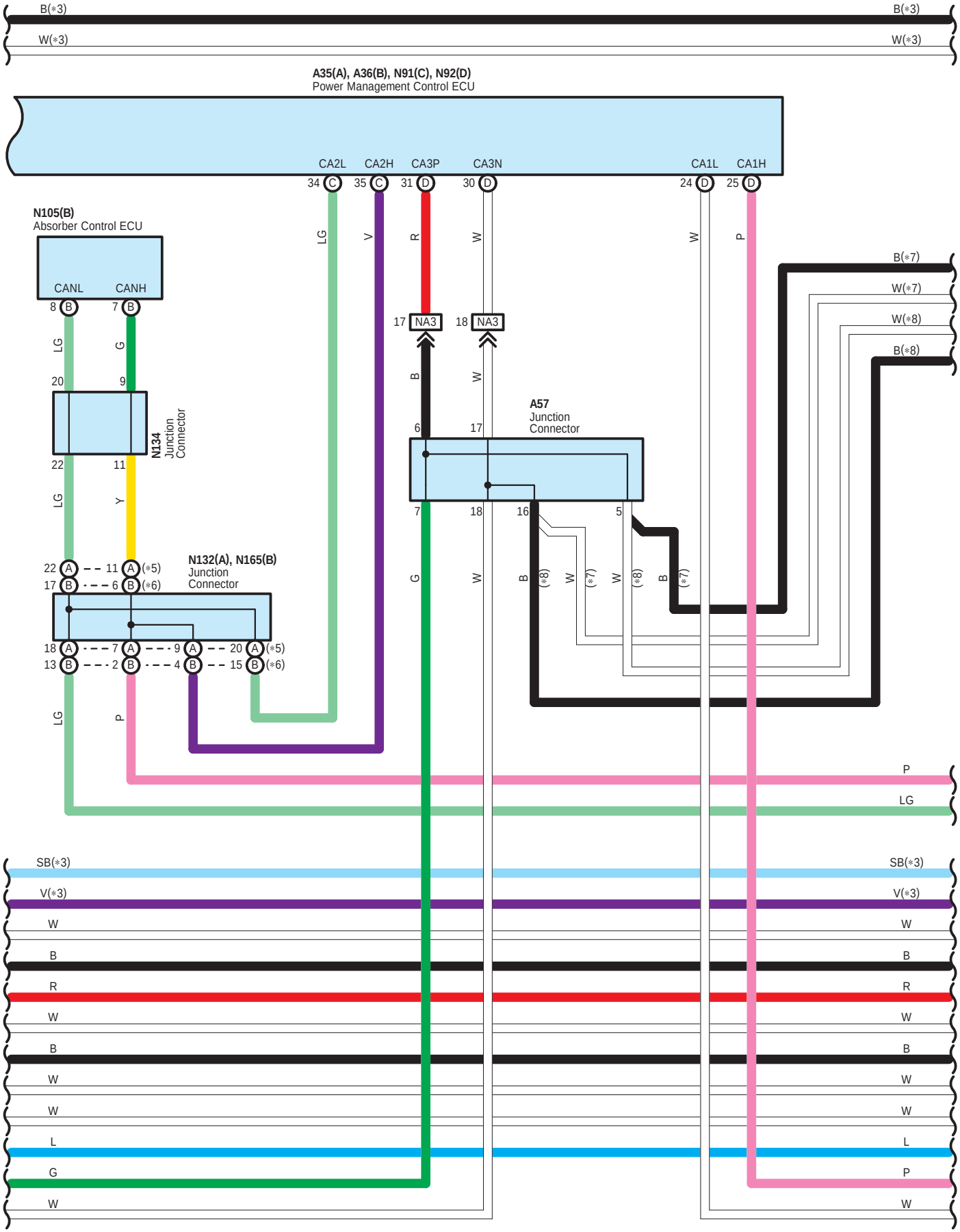
B(*3)
W(*3)
A35(A), A36(B), N91(C), N92(D)
Power Management Control ECU
CA2L
CA2H
CA3P
CA3N
CA1L
CA1H
N105(B)
Absorber Control ECU
CANL
CANH
N134
Junction
Connector
A57
Junction
Connector
N132(A), N165(B)
Junction
Connector
NA3
B(*7)
W(*7)
W(*8)
B(*8)
SB(*3)
V(*3)
W
B
R
L
G
P
LG

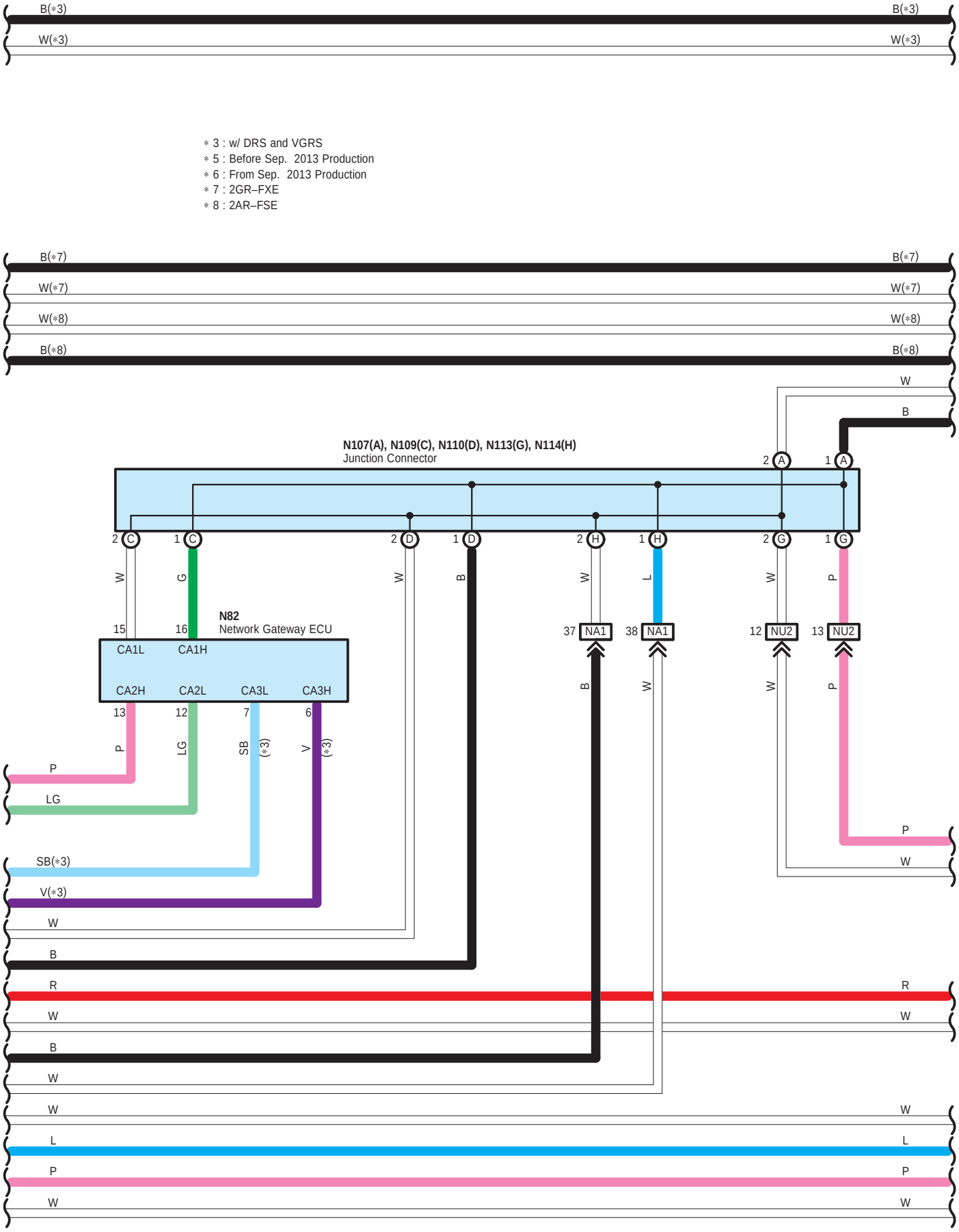
B(*3)
W(*3)
B(*3)
W(*3)
* 3 : w/ DRS and VGRS
* 5 : Before Sep. 2013 Production
* 6 : From Sep. 2013 Production
* 7 : 2GR–FXE
* 8 : 2AR–FSE
B(*7)
W(*7)
W(*8)
B(*8)
B(*7)
W(*7)
W(*8)
B(*8)
W
B
N107(A), N109(C), N110(D), N113(G), N114(H)
Junction Connector
2 A
1 A
2 C
1 C
2 D
1 D
2 H
1 H
2 G
1 G
W
G
W
B
W
L
W
P
N82
Network Gateway ECU
15
16
CA1L
CA1H
CA2H
CA2L
CA3L
CA3H
13
12
7
6
P
LG
SB
(*3)
V
(*3)
37 NA1
38 NA1
12 NU2
13 NU2
B
W
W
P
P
LG
SB(*3)
V(*3)
W
B
R
W
B
W
W
L
P
W
P
W
R
W
W
W
L
P
W

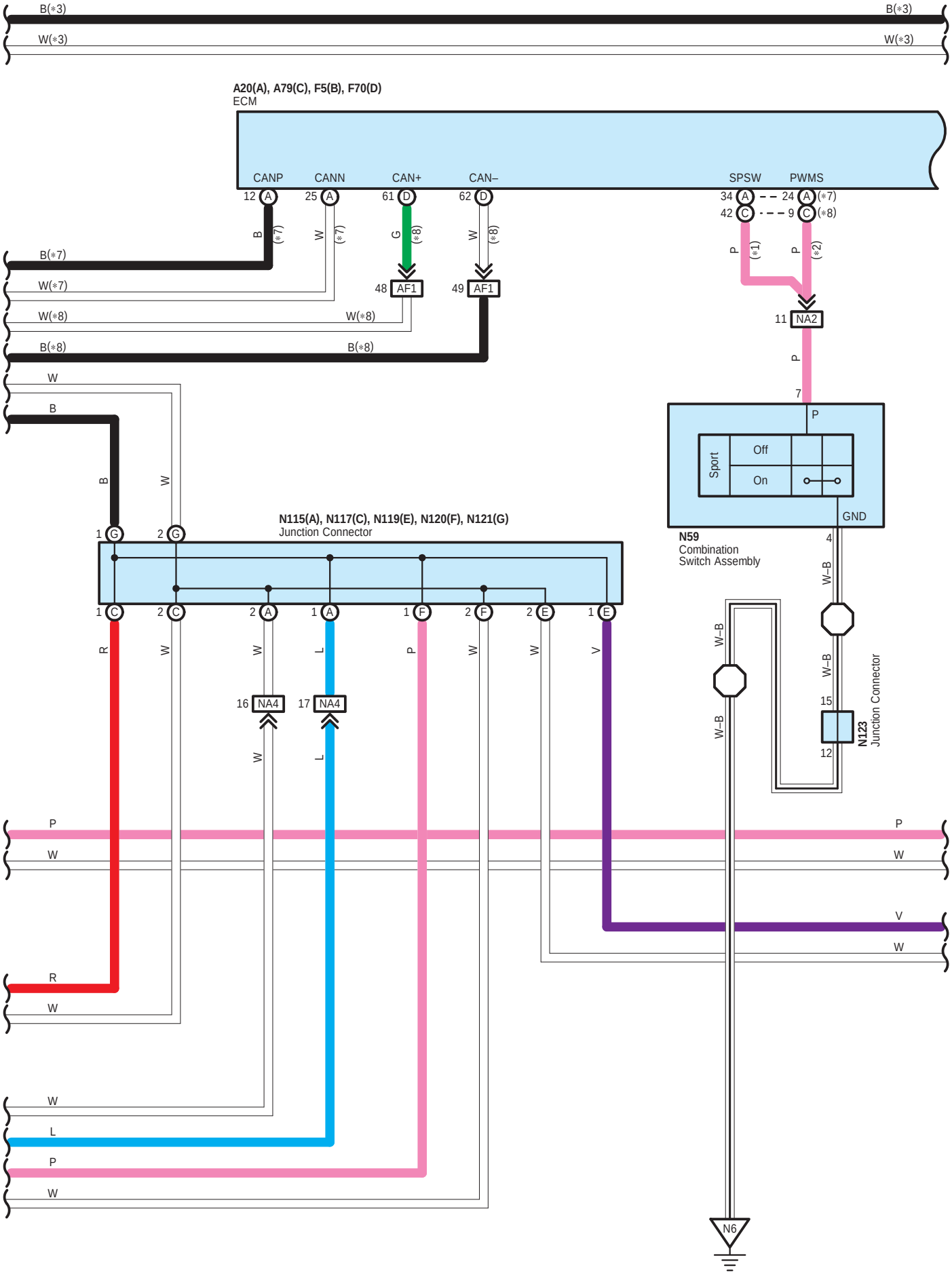
B(*3)
W(*3)
A20(A), A79(C), F5(B), F70(D)
ECM
CANP
CANN
CAN+
CAN–
SPSW
PWMS
12 A
25 A
61 D
62 D
34 A
24 A (*7)
42 C
9 C (*8)
B (*7)
W (*7)
G (*8)
W (*8)
P (*1)
P (*2)
48 AF1
49 AF1
11 NA2
W(*7)
W(*8)
B(*8)
7
P
Sport
Off
On
GND
N59
Combination
Switch Assembly
4
W–B
N115(A), N117(C), N119(E), N120(F), N121(G)
Junction Connector
1 G
2 G
1 C
2 C
2 A
1 A
1 F
2 F
2 E
1 E
R
L
V
16 NA4
17 NA4
15
12
N123
Junction Connector
N6

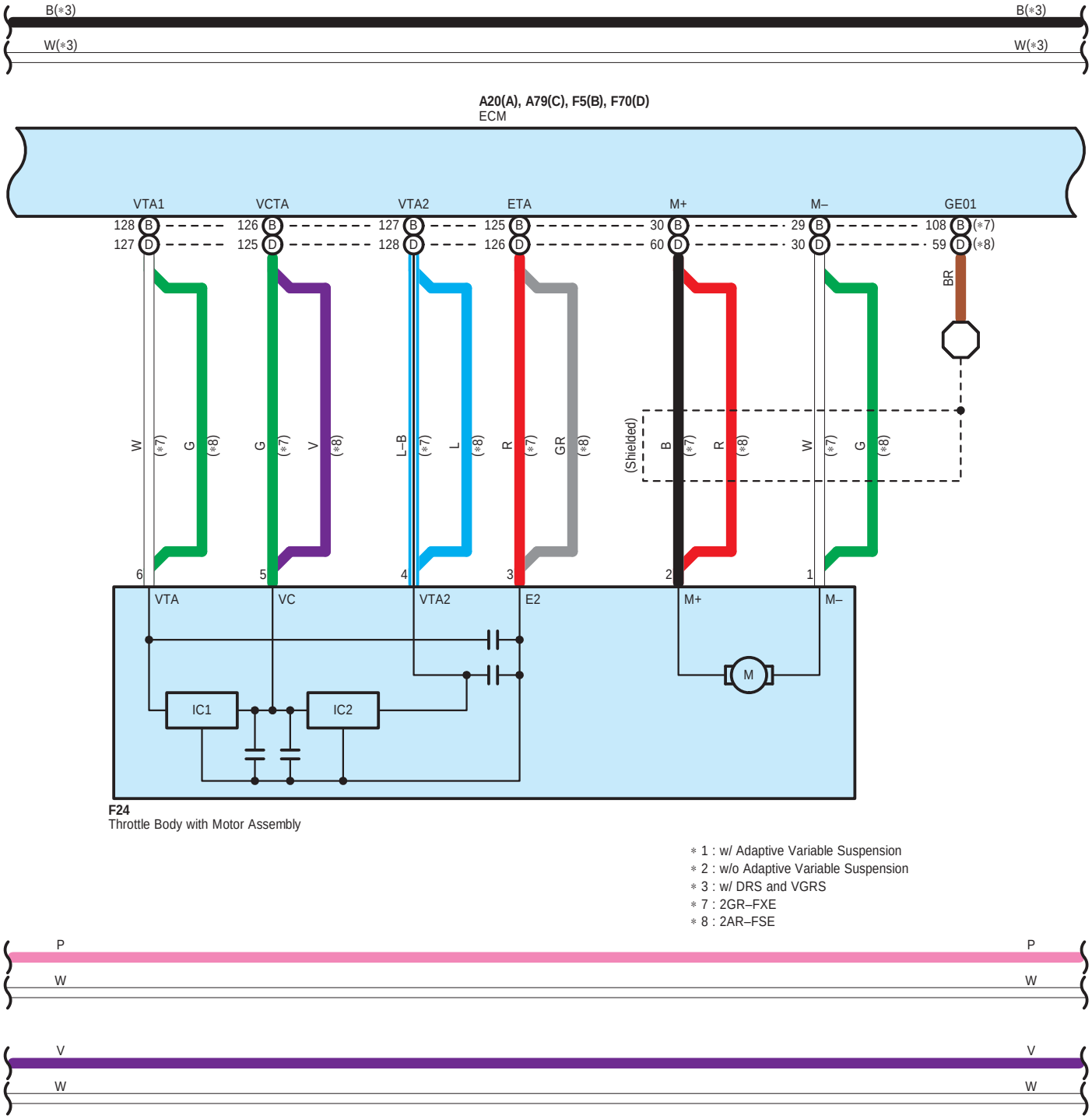

* 1 : w/ Adaptive Variable Suspension
* 2 : w/o Adaptive Variable Suspension
* 3 : w/ DRS and VGRS
* 7 : 2GR–FXE
* 8 : 2AR–FSE

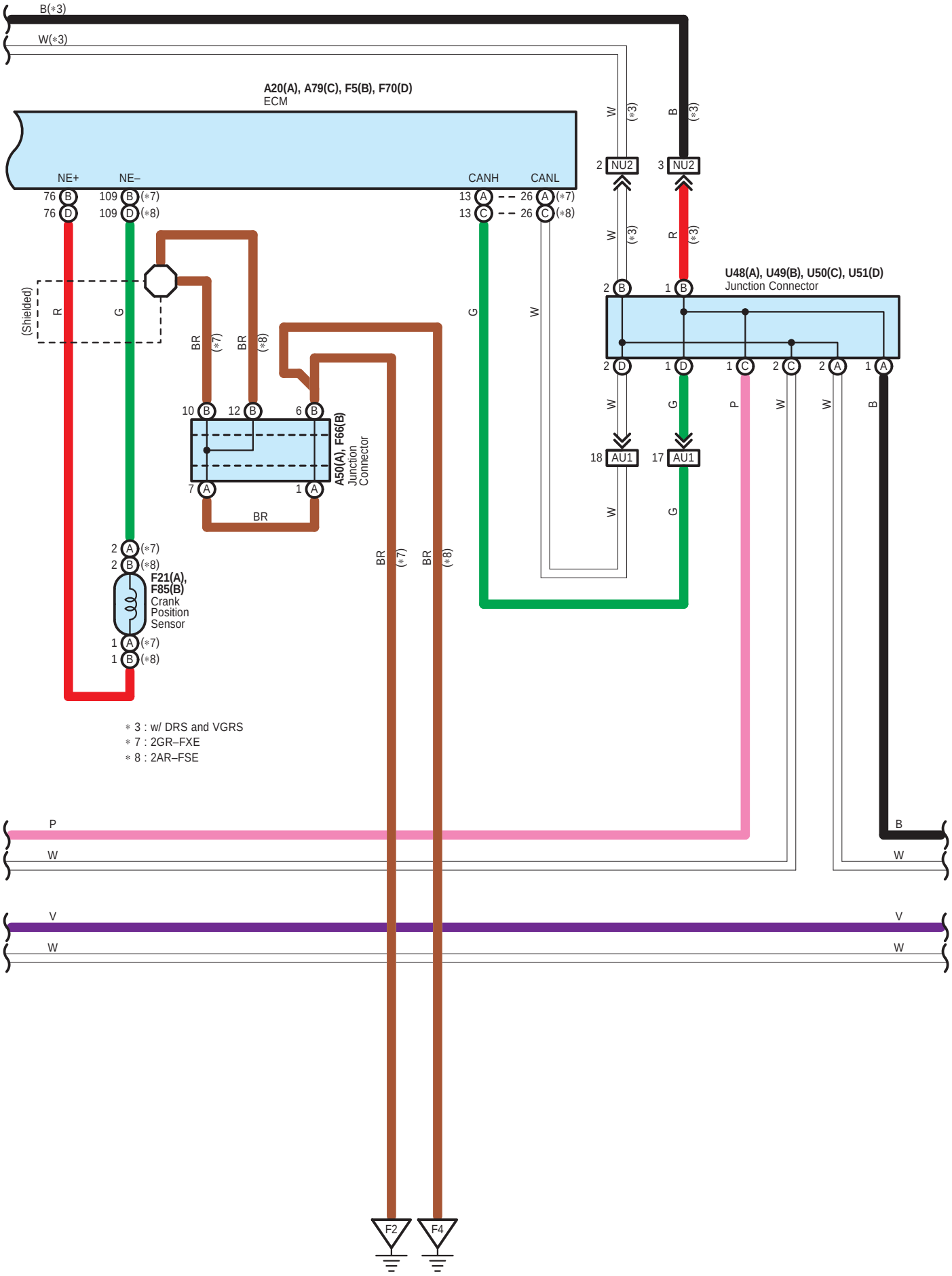
B(*3)
W(*3)
A20(A), A79(C), F5(B), F70(D)
ECM
NE+
NE–
CANH
CANL
76 B
76 D
109 B (*7)
109 D (*8)
13 A
13 C
26 A (*7)
26 C (*8)
2 NU2
3 NU2
W (*3)
B (*3)
R (*3)
U48(A), U49(B), U50(C), U51(D)
Junction Connector
(Shielded)
R
G
BR (*7)
BR (*8)
10 B
12 B
6 B
7 A
1 A
A50(A), F66(B)
Junction Connector
BR
2 A (*7)
2 B (*8)
F21(A), F85(B)
Crank Position Sensor
1 A (*7)
1 B (*8)
18 AU1
17 AU1
P
W
B
V
F2
F4
* 3 : w/ DRS and VGRS
* 7 : 2GR–FXE
* 8 : 2AR–FSE

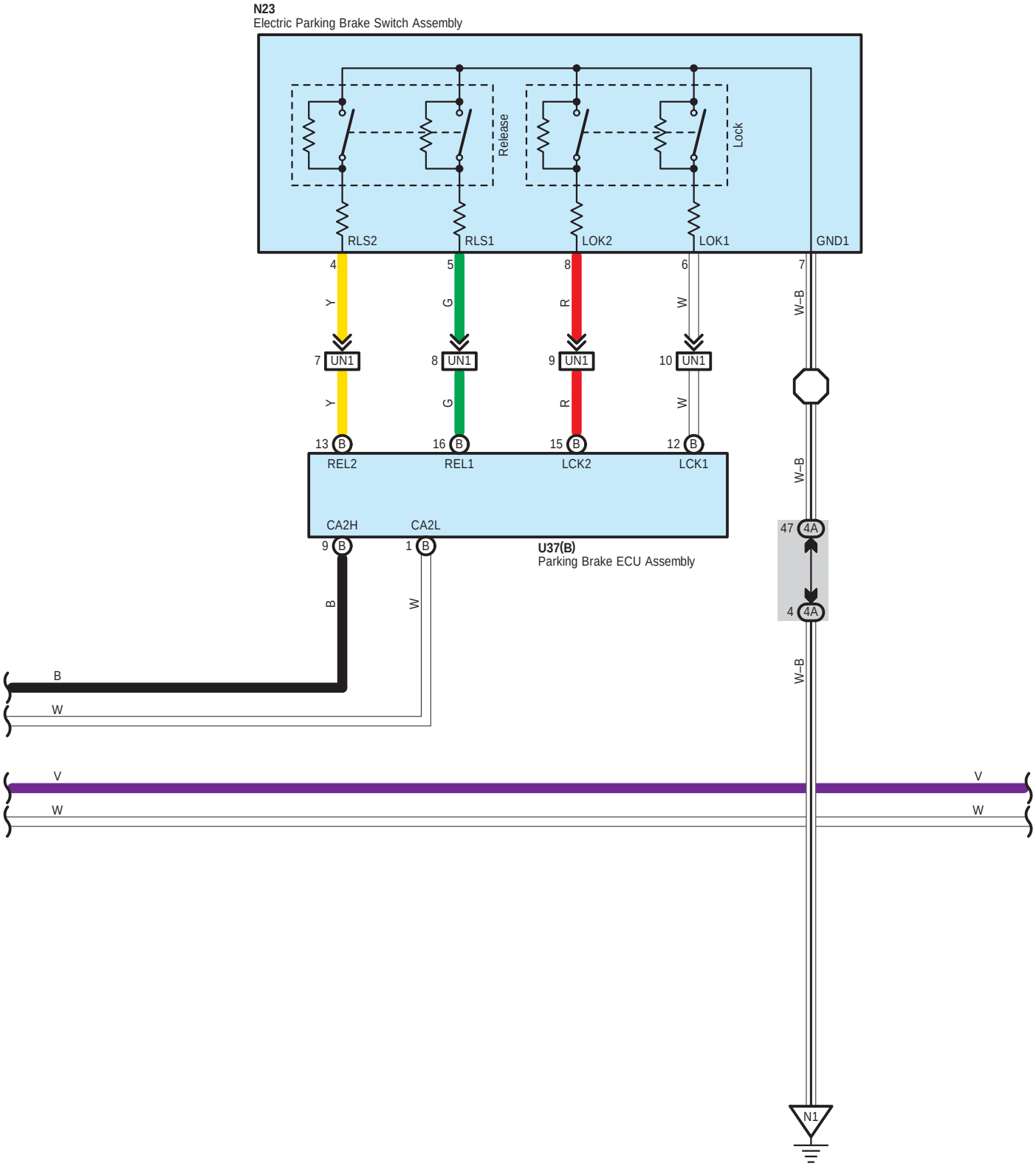
N23
Electric Parking Brake Switch Assembly
Release
Lock
RLS2
RLS1
LOK2
LOK1
GND1
4
5
8
6
7
Y
G
R
W
W–B
7 UN1
8 UN1
9 UN1
10 UN1
13 B
16 B
15 B
12 B
REL2
REL1
LCK2
LCK1
CA2H
CA2L
9 B
1 B
U37(B)
Parking Brake ECU Assembly
47 4A
4 4A
B
W
V
N1

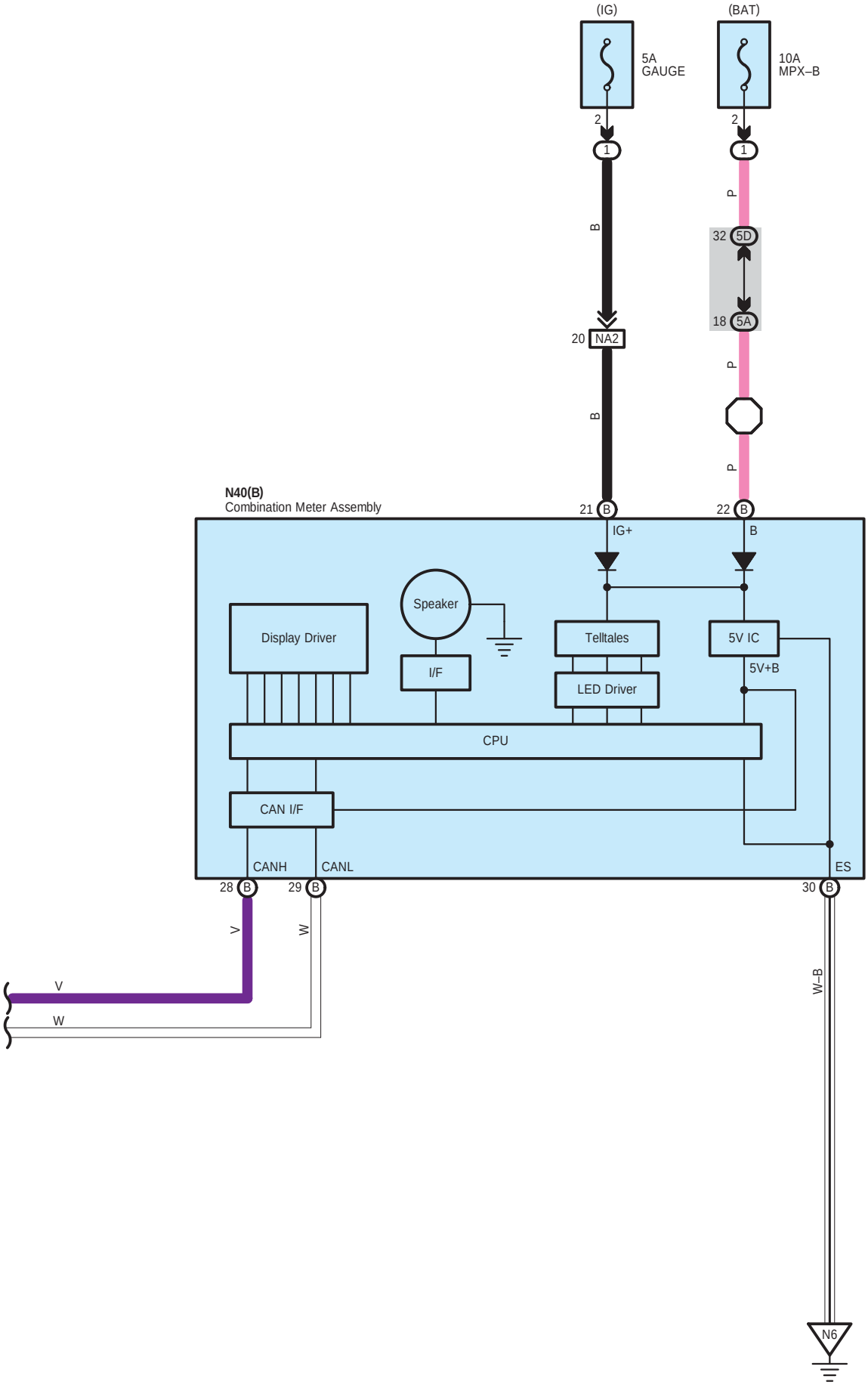
(IG)
(BAT)
5A
GAUGE
10A
MPX–B
2
1
B
P
32
5D
18
5A
20
NA2
N40(B)
Combination Meter Assembly
21
22
IG+
Speaker
Display Driver
I/F
Telltales
LED Driver
5V IC
5V+B
CPU
CAN I/F
CANH
CANL
ES
28
29
30
V
W
W–B
N6

A 4
Black



A 5
White

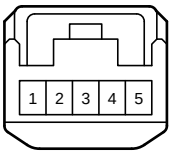

A 12
Black

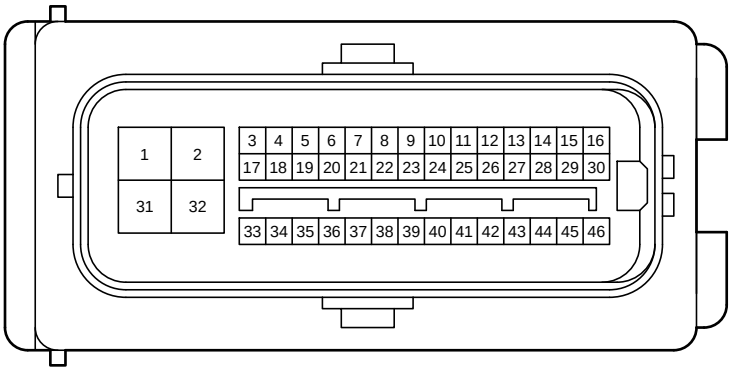

A 14
Black

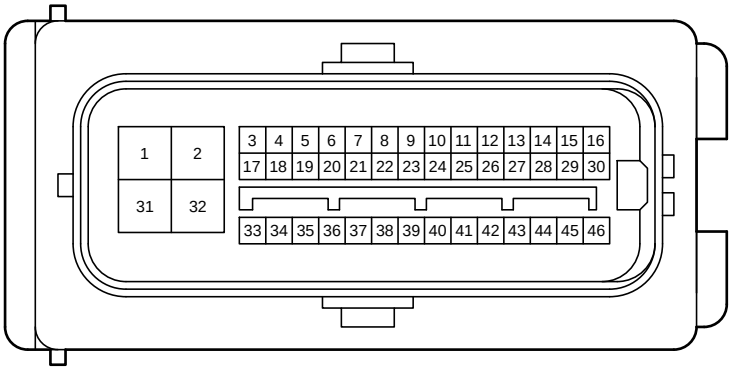

A 15
Black



A 16
Gray

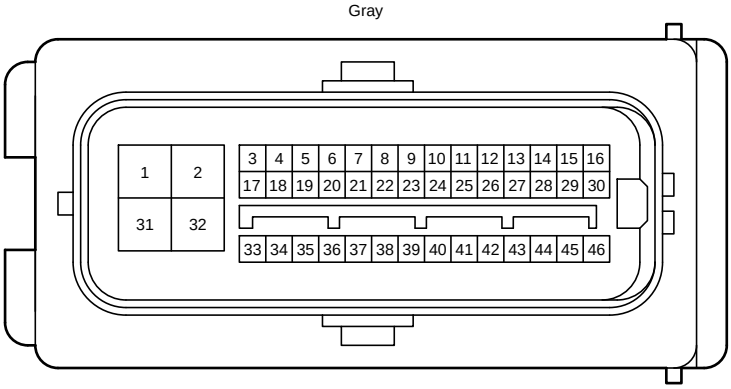

A 20
Black

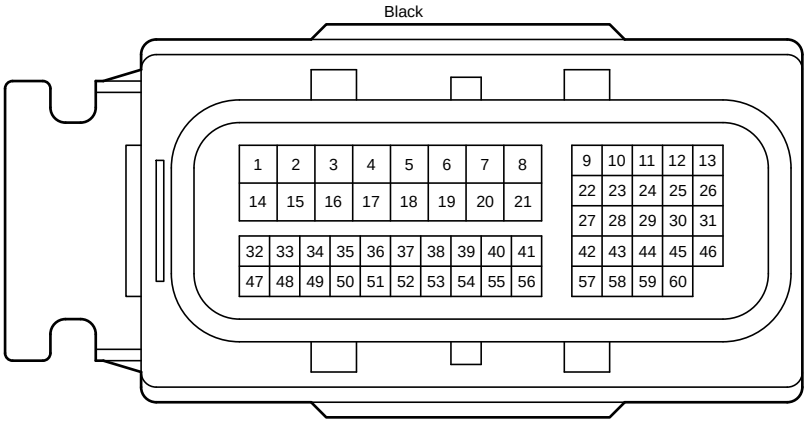

A 28
Black

A 29
Black

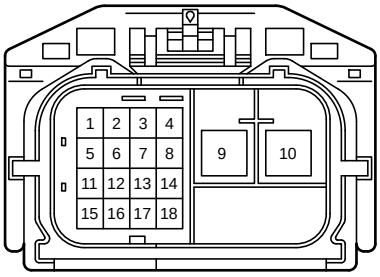

A 35
Gray

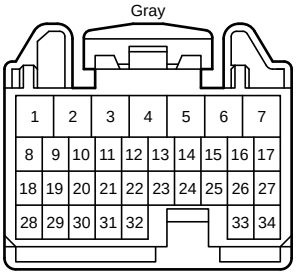

A 36
Gray

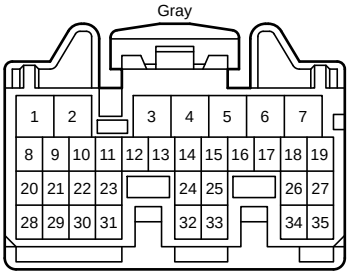

A 50
Gray

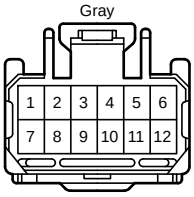

A 51
Blue

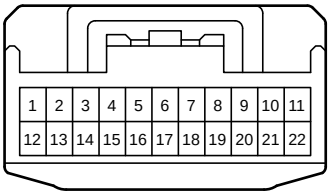

A 53
White

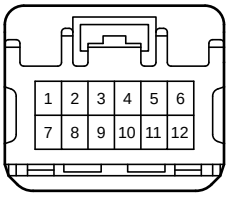

A 57
Blue

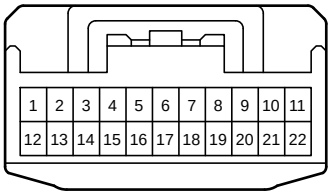

A 69
Gray

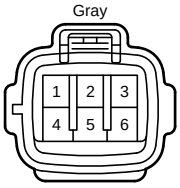

A 78
Black

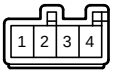

A 79
Black

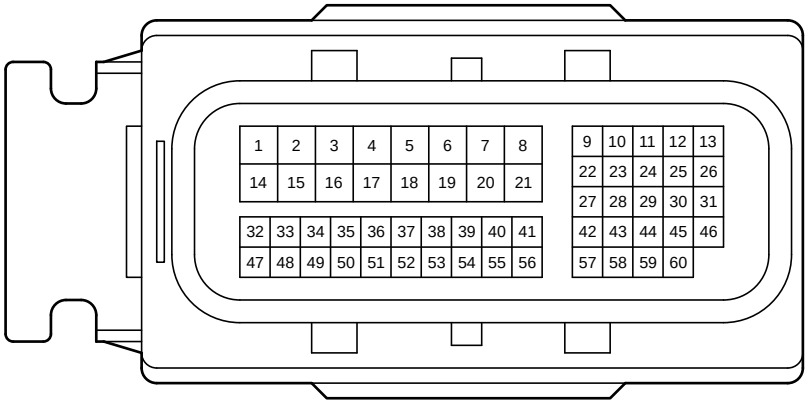

F 5
Black

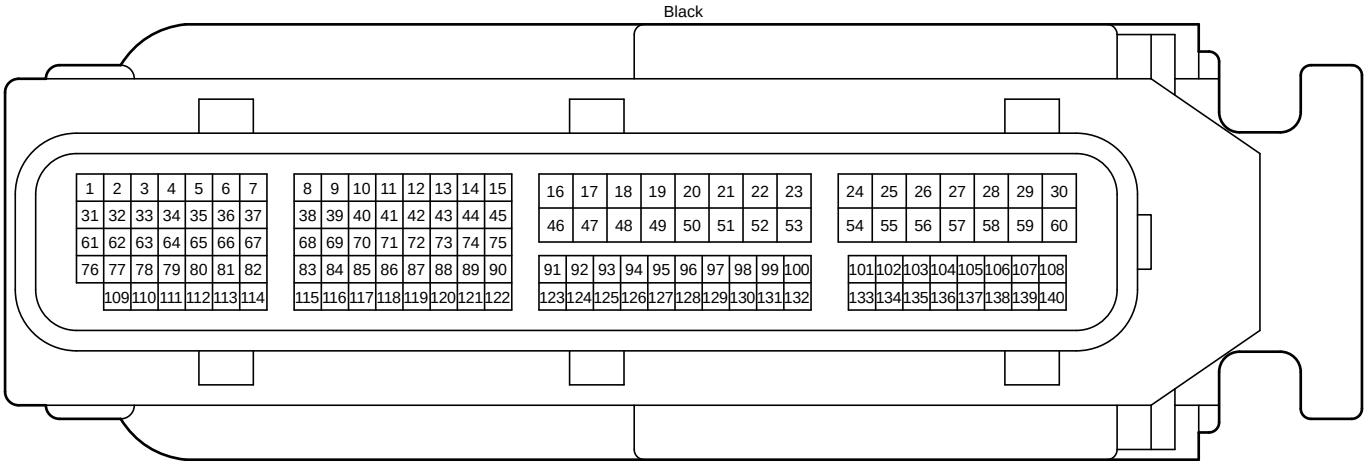

F 21
Black

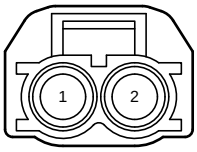

F 24
Black

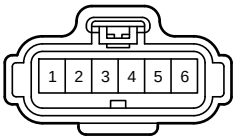

F 65
Gray

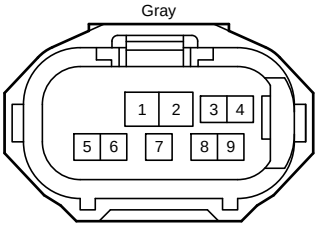

F 66
Gray



F 70
Black

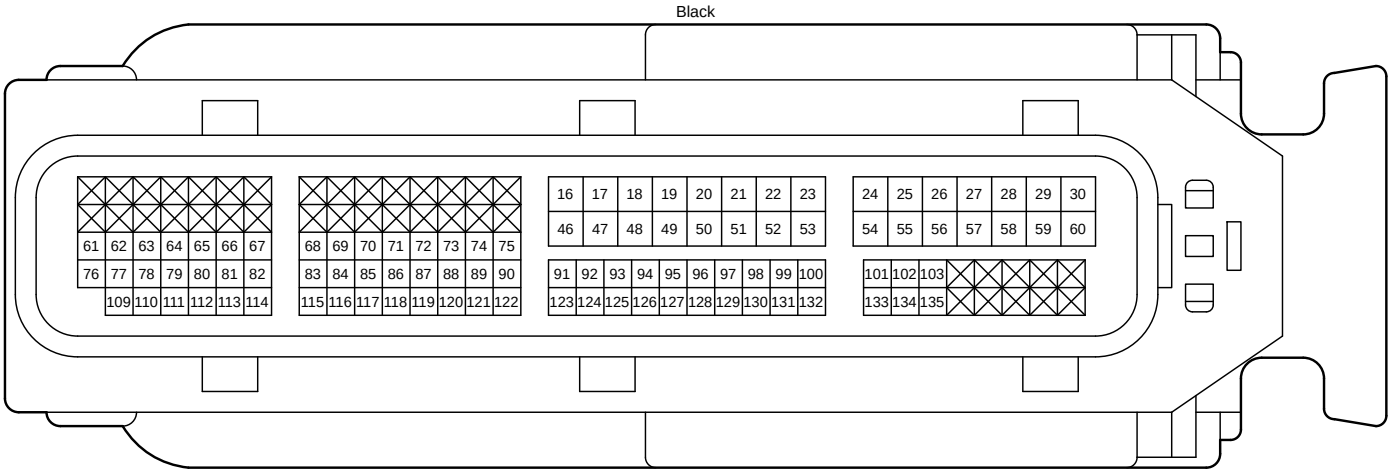

F 85
Black

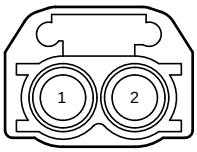

N 1
Blue



N 5
White

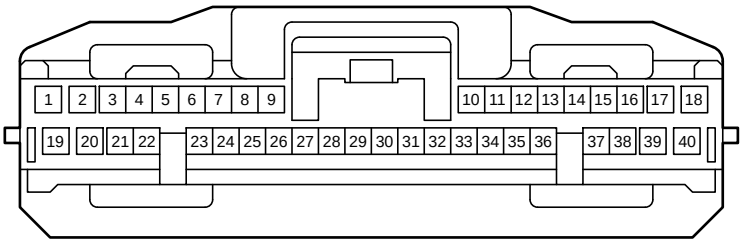

N 6
Black



N 23
Black

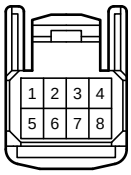

N 33
White

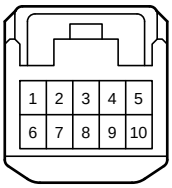

N 34
Black

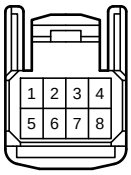

N 40
Black

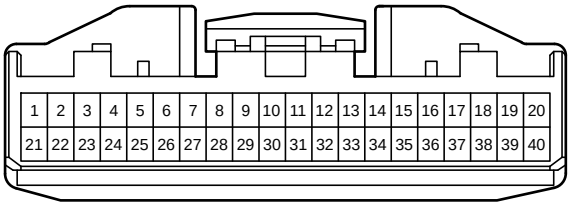

N 42
Black

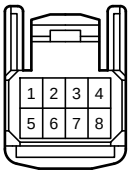

N 51
Black



N 59
Black

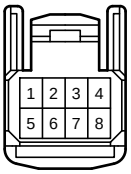

N 82
White

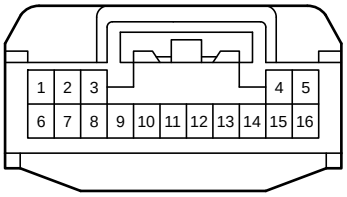

N 91
Gray

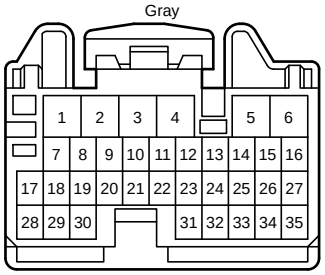

N 92
Gray

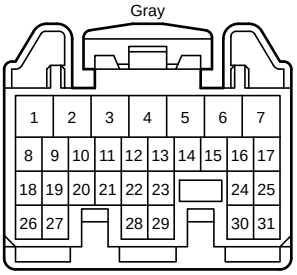

N104
White

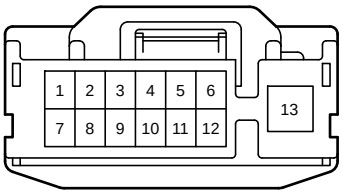

N105
Black

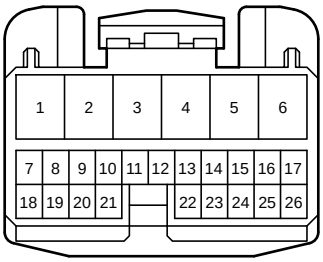

N107
White

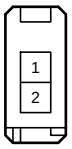

N109
White

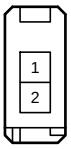

N110
White

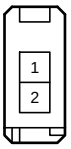

N113
White

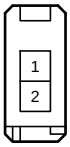

N114
White

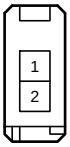

N115
White

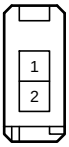

N117
White

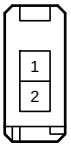

N119
White

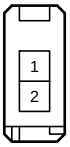

N120
White

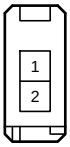

N121
White

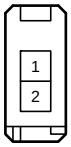

N123
Blue

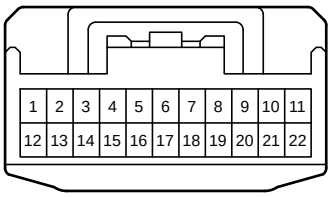

N132
Black

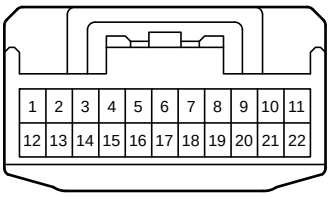

N134
Black

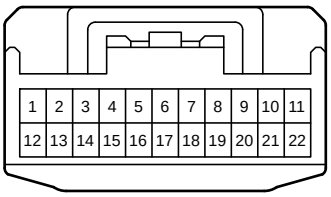

N161
Black

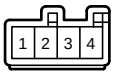

N165
Black

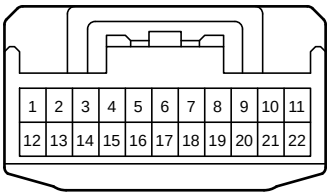

T 6
Black

T 30
White

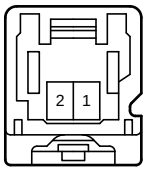

T 44
Blue



T 45
Blue



U 32
White

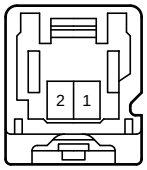

U 37
White



U 42
Black

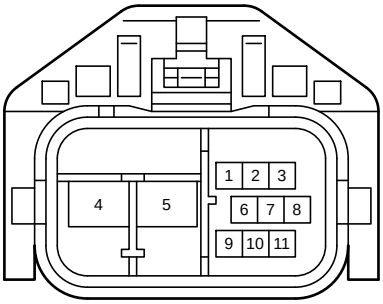

U 48
White

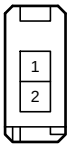

U 49
White

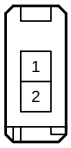

U 50
White

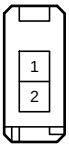

U 51
White

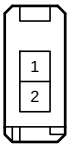

U 52
Blue



U 53
Blue



U 54
Blue

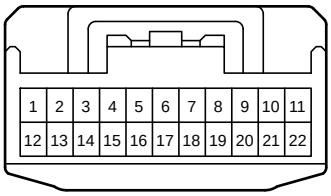

U 58
Black

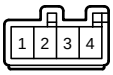

X 1
White

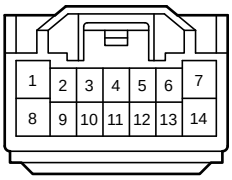

X 7
White

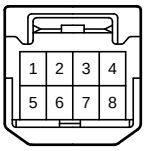

o 1
Black

o 2
Black

1A
Black

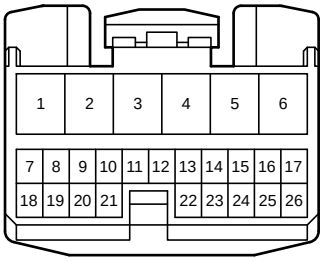

1B
Black

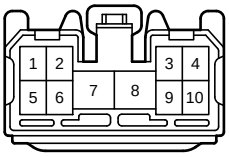

1E
White

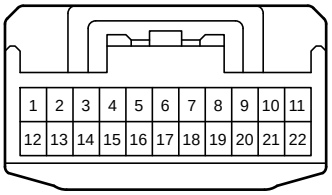

1F
White

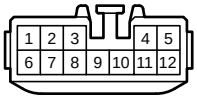

1G
Black

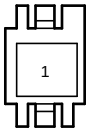

1I
White

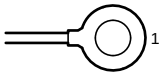

4A
White

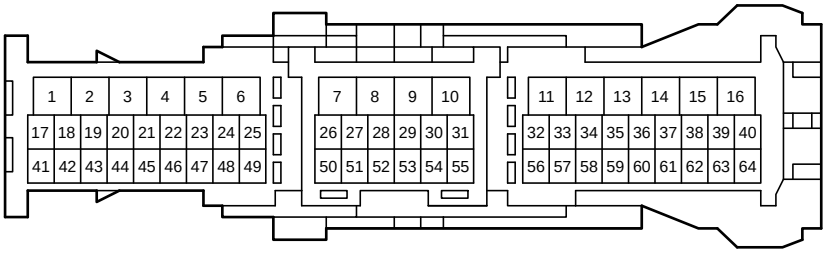

4B
White

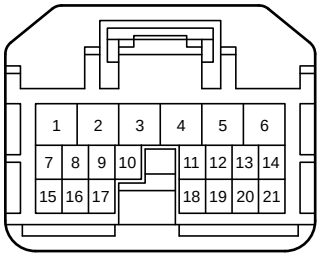

4C
White

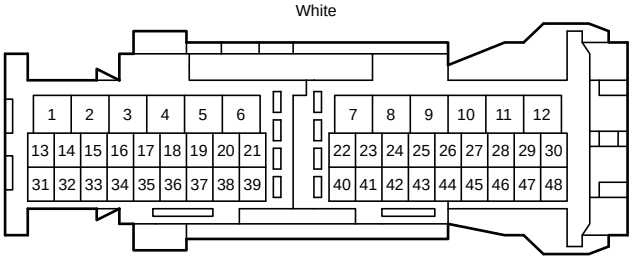

4D
White

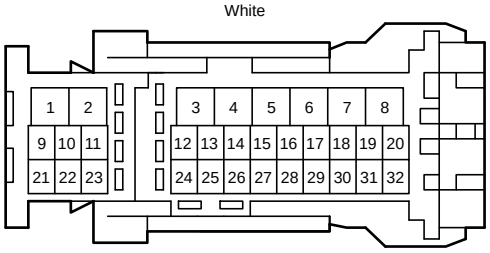

5A
White

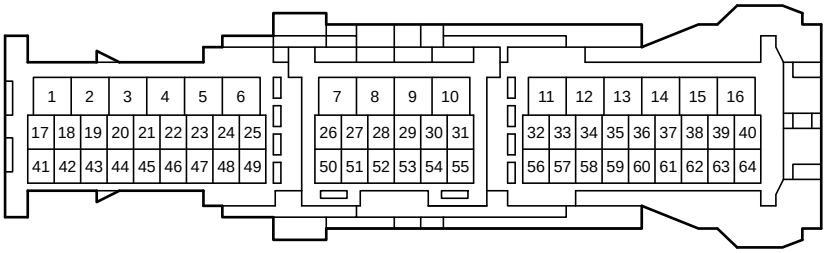

5B
White

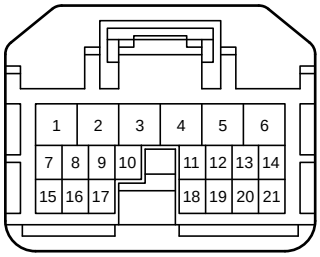

5C
White

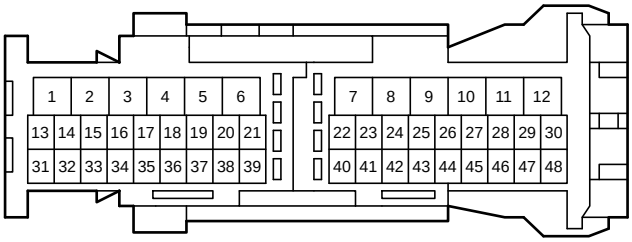

5D
White

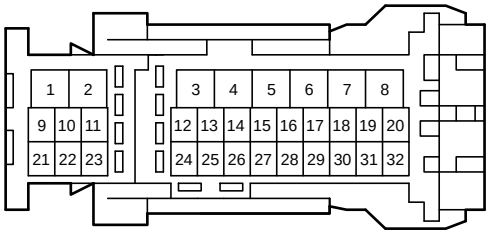

AF1
White

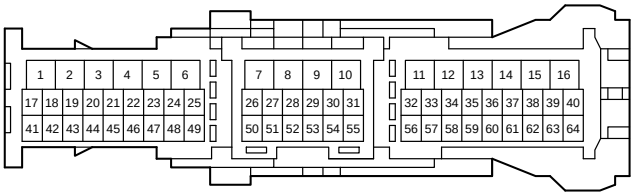

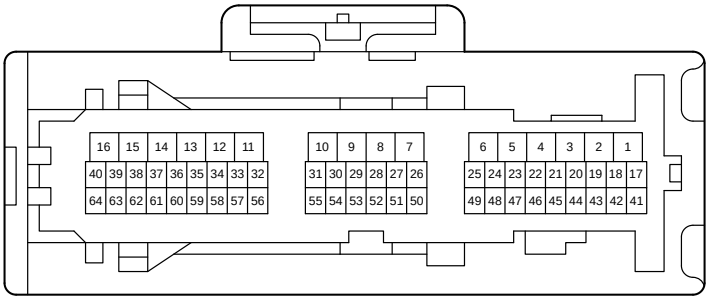

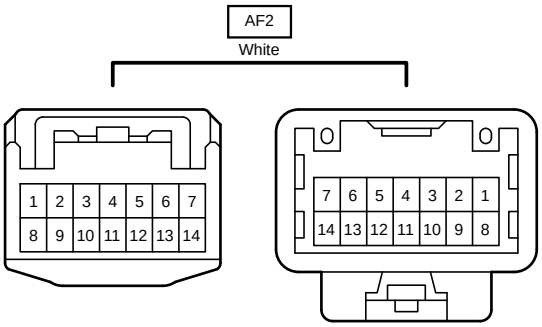
AF2
White
1 2 3 4 5 6 7
8 9 10 11 12 13 14
7 6 5 4 3 2 1
14 13 12 11 10 9 8

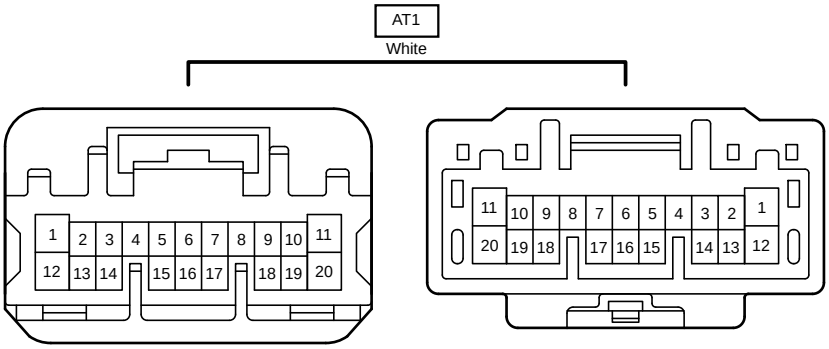
AT1
White
1 2 3 4 5 6 7 8 9 10 11
12 13 14 15 16 17 18 19 20
11 10 9 8 7 6 5 4 3 2 1
20 19 18 17 16 15 14 13 12

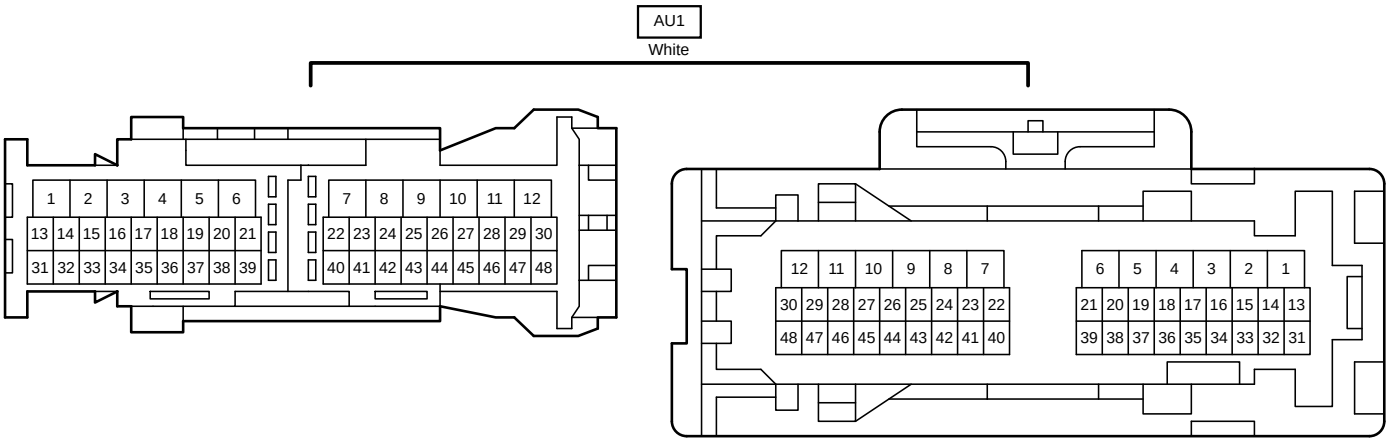
AU1
White
1 2 3 4 5 6 7 8 9 10 11 12
13 14 15 16 17 18 19 20 21 22 23 24 25 26 27 28 29 30
31 32 33 34 35 36 37 38 39 40 41 42 43 44 45 46 47 48
12 11 10 9 8 7 6 5 4 3 2 1
30 29 28 27 26 25 24 23 22 21 20 19 18 17 16 15 14 13
48 47 46 45 44 43 42 41 40 39 38 37 36 35 34 33 32 31

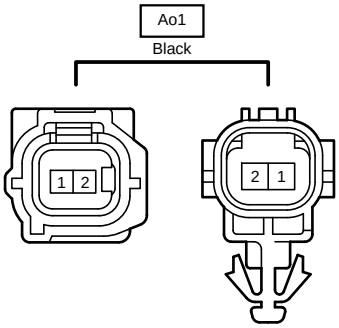
Ao1
Black
1 2
2 1

NA1
White

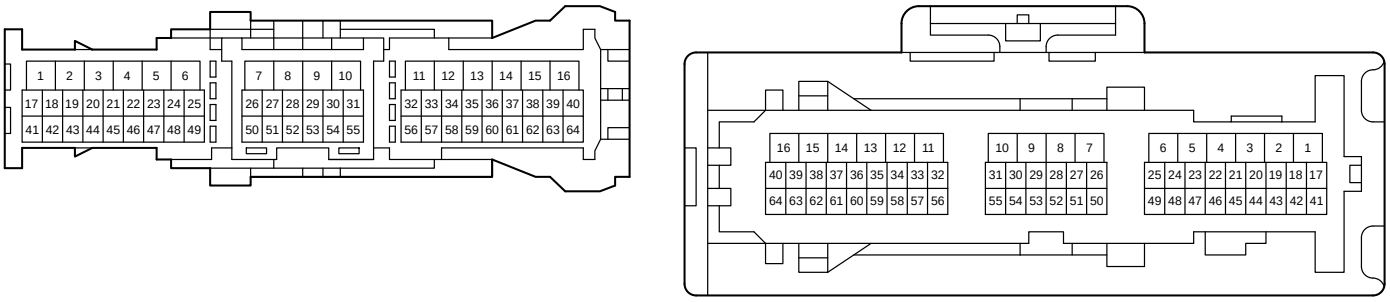

NA2
White

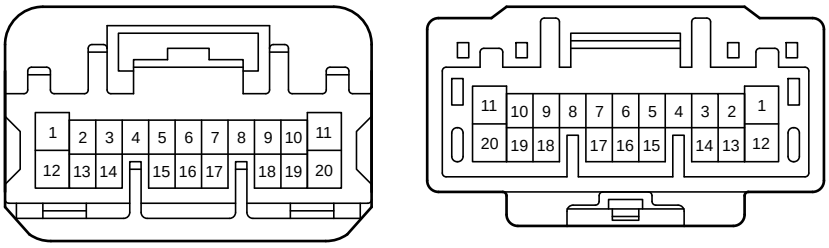

NA3
White

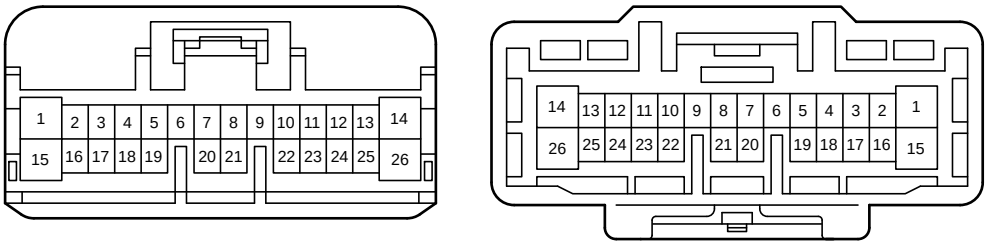

NA4
Gray

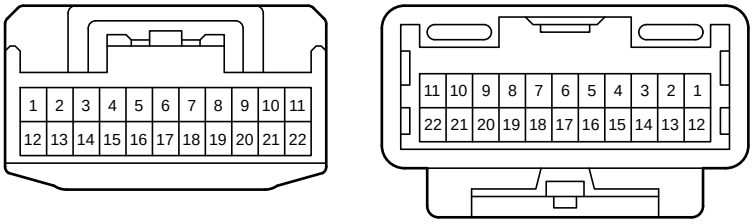

NO1
White

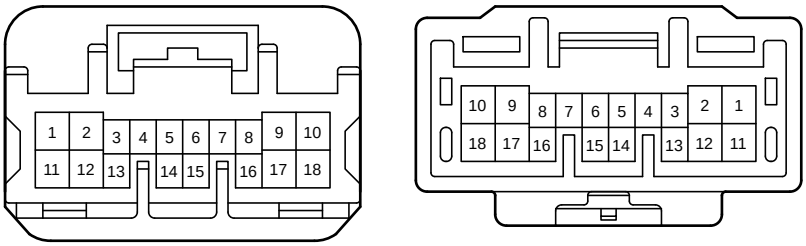

NU2
White

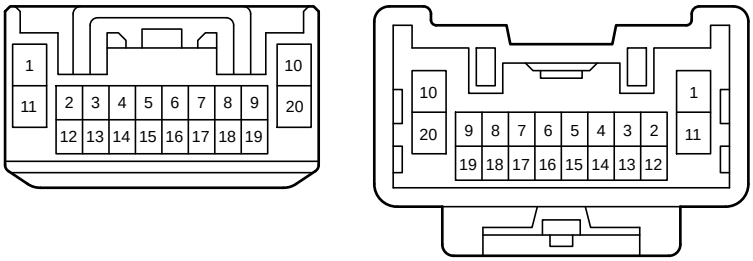

TU1
White

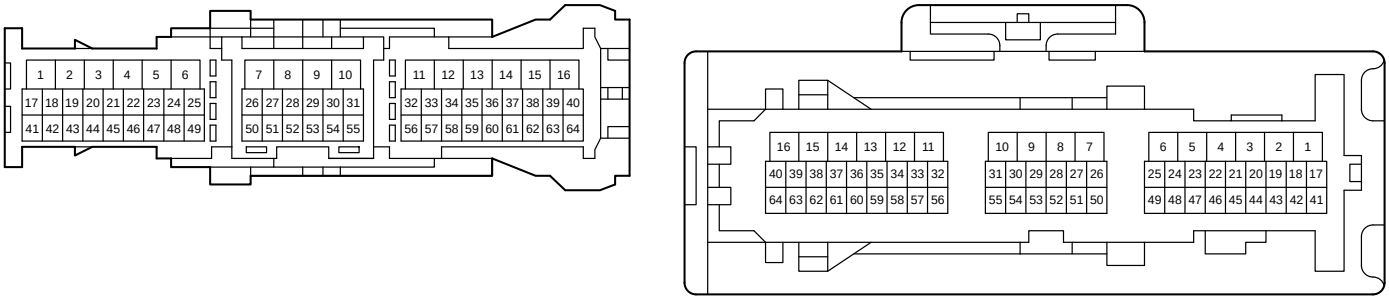

UN1
White

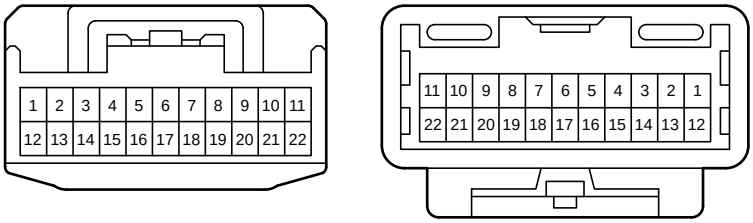

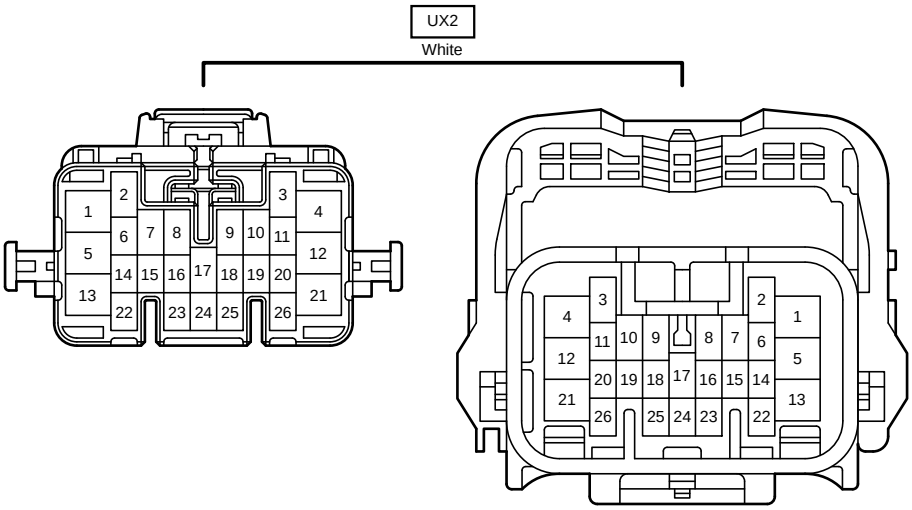
UX2
White

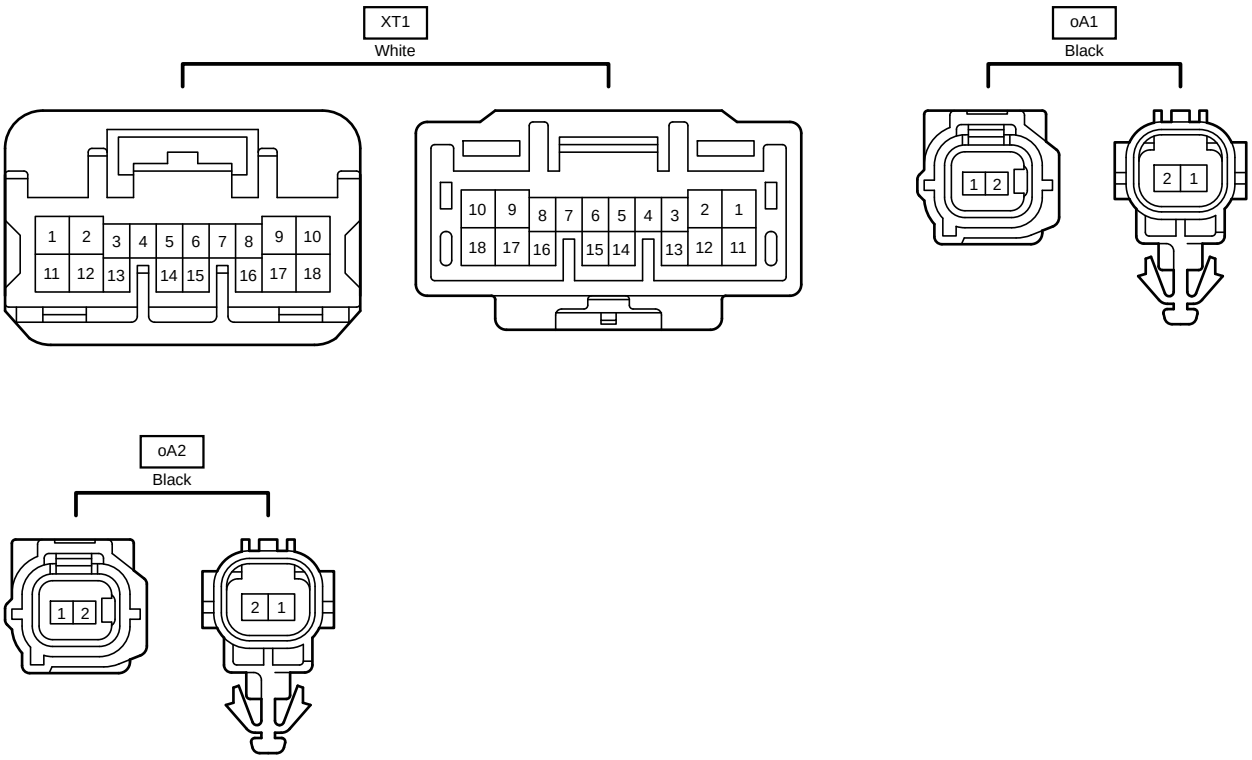
XT1
White
oA1
Black
oA2
Black