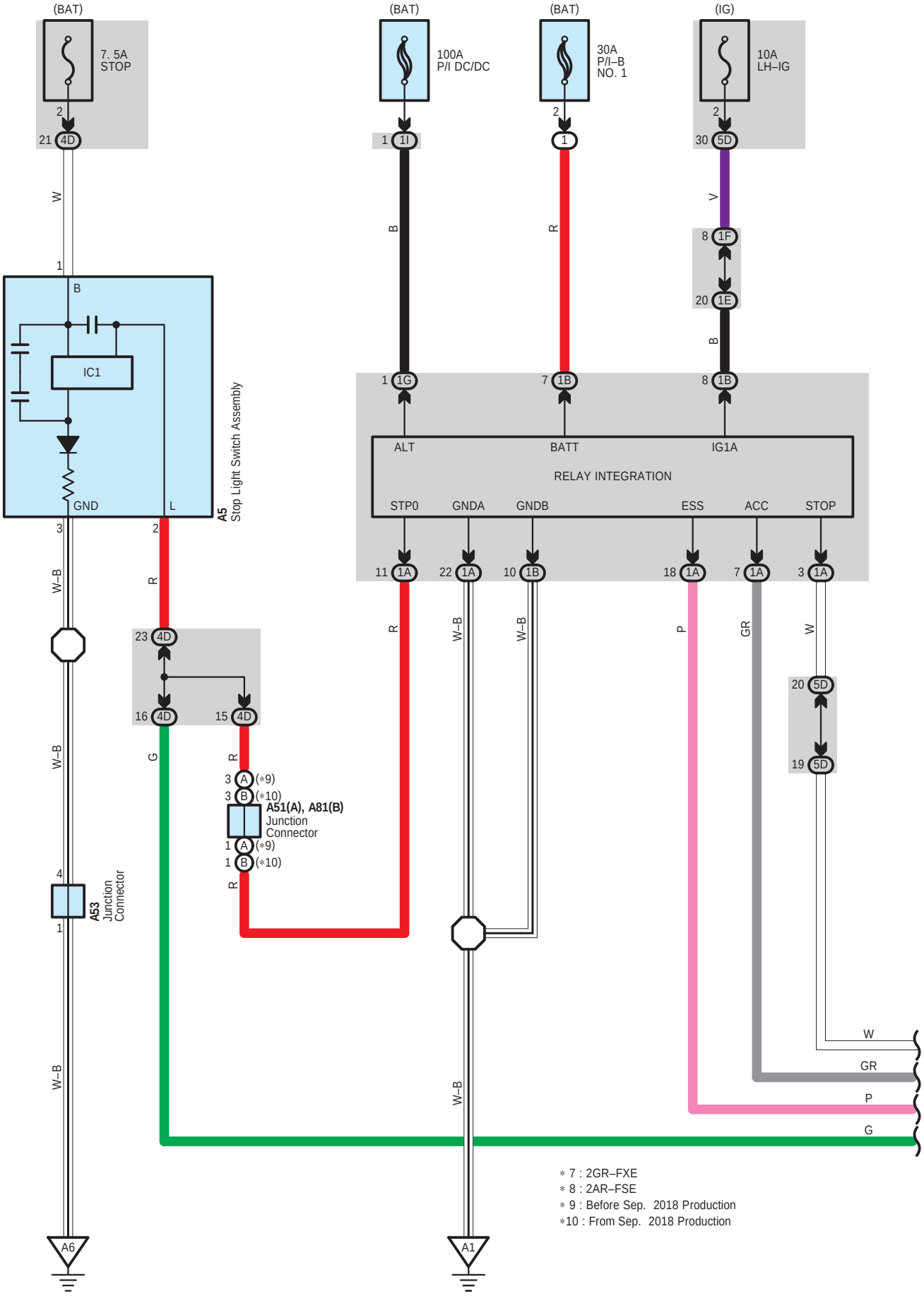
(BAT)
7. 5A
STOP
2
21 4D
W
1
B
IC1
GND
L
A5
Stop Light Switch Assembly
3
2
W–B
R
23 4D
16 4D
15 4D
G
R
3 A (*9)
3 B (*10)
A51(A), A81(B)
Junction
Connector
1 A (*9)
1 B (*10)
R
4
A53
Junction
Connector
1
W–B
A6
(BAT)
100A
P/I DC/DC
1 1I
B
1 1G
(BAT)
30A
P/I–B
NO. 1
2
1
R
7 1B
(IG)
10A
LH–IG
2
30 5D
V
8 1F
20 1E
B
8 1B
ALT
BATT
IG1A
RELAY INTEGRATION
STP0
GNDA
GNDB
ESS
ACC
STOP
11 1A
22 1A
10 1B
18 1A
7 1A
3 1A
R
W–B
W–B
P
GR
W
20 5D
19 5D
W–B
A1
W
GR
P
G
* 7 : 2GR–FXE
* 8 : 2AR–FSE
* 9 : Before Sep. 2018 Production
*10 : From Sep. 2018 Production

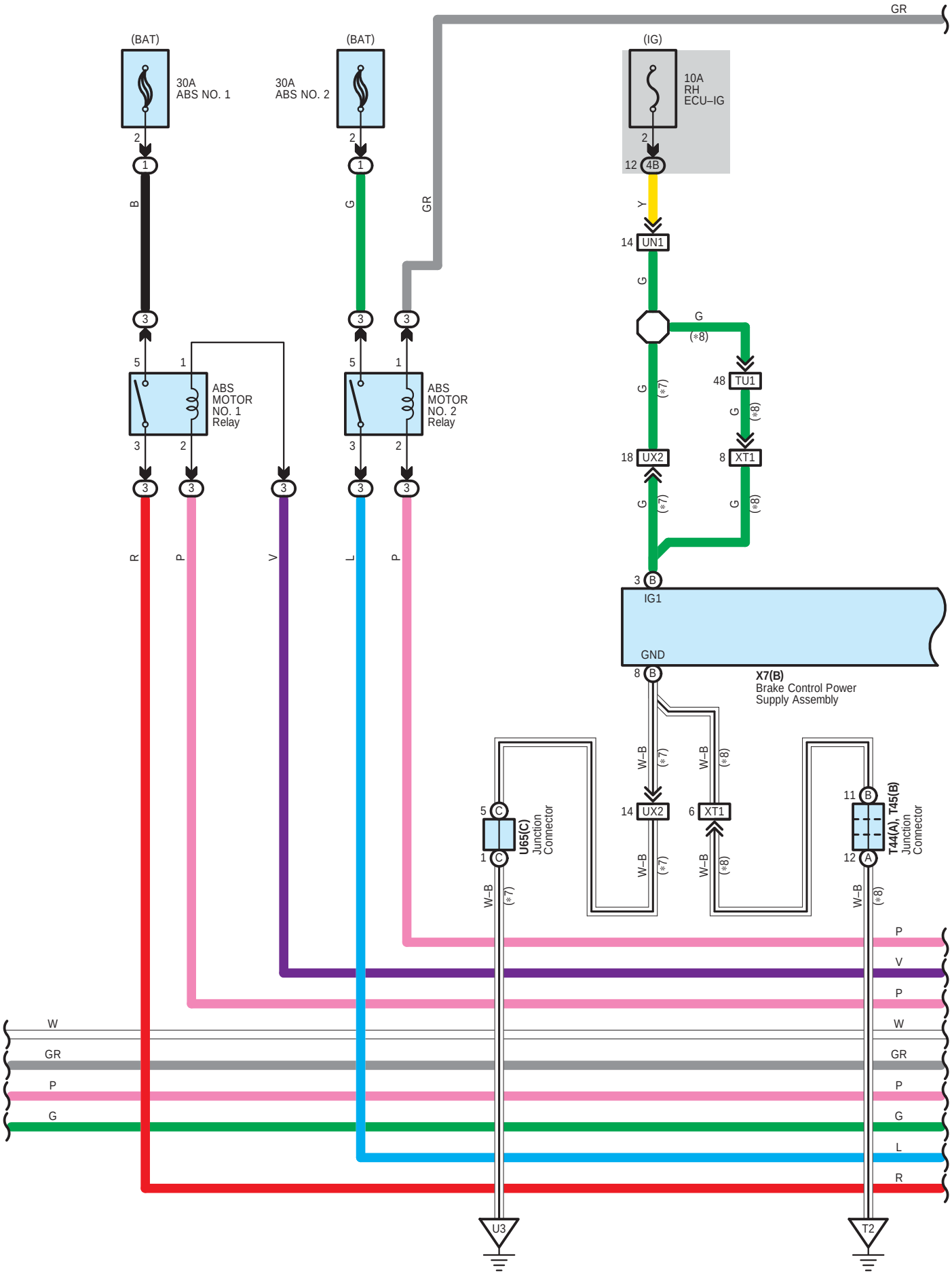
(BAT)
30A
ABS NO. 1
(BAT)
30A
ABS NO. 2
(IG)
10A
RH
ECU–IG
GR
ABS
MOTOR
NO. 1
Relay
ABS
MOTOR
NO. 2
Relay
UN1
TU1
UX2
XT1
IG1
GND
X7(B)
Brake Control Power
Supply Assembly
U65(C)
Junction
Connector
T44(A), T45(B)
Junction
Connector
U3
T2

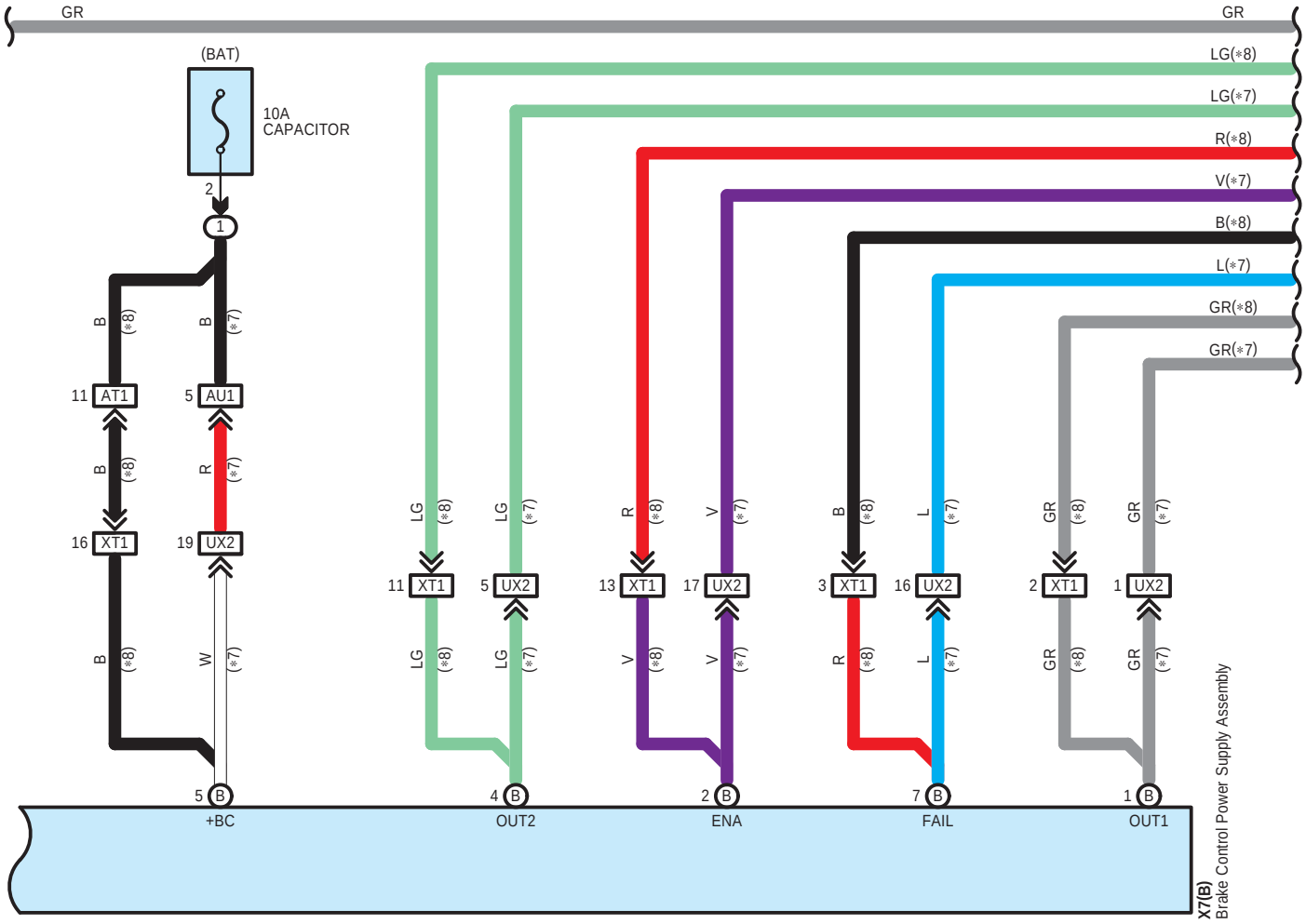

* 7 : 2GR–FXE
* 8 : 2AR–FSE

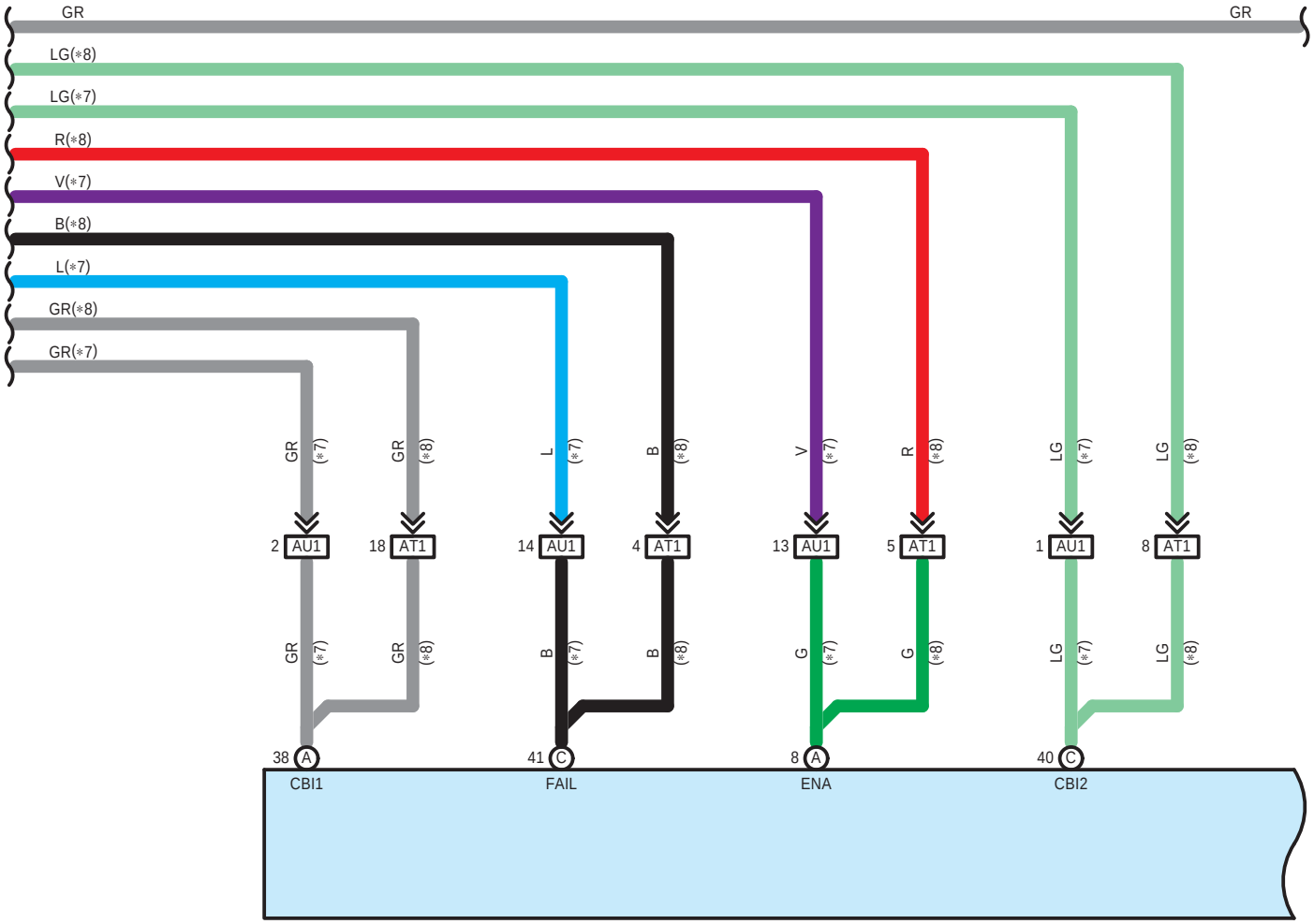

A14(A), A15(B), A16(C)
Skid Control ECU Assembly

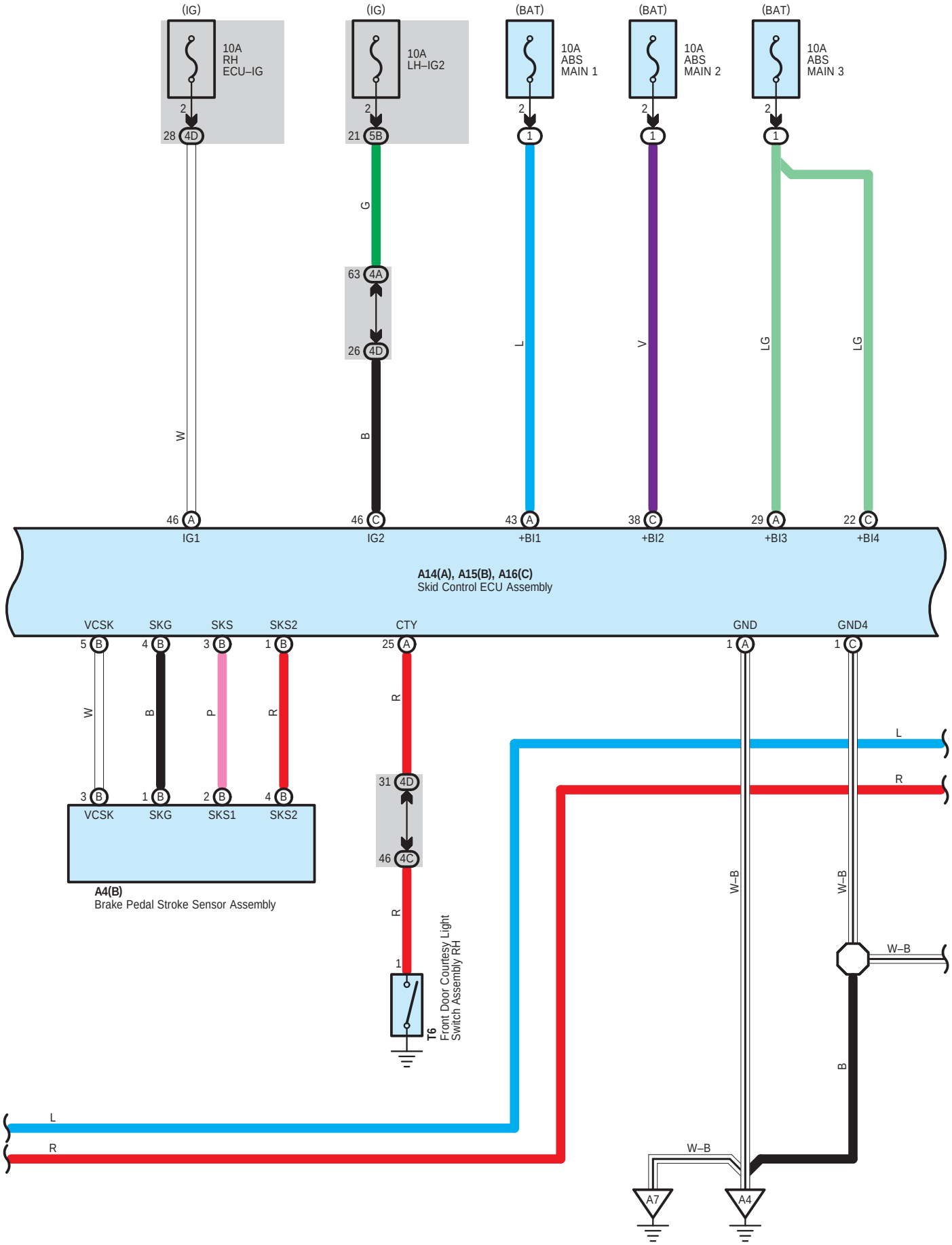
(IG)
10A
RH
ECU–IG
(IG)
10A
LH–IG2
(BAT)
10A
ABS
MAIN 1
(BAT)
10A
ABS
MAIN 2
(BAT)
10A
ABS
MAIN 3
28 4D
21 5B
63 4A
26 4D
46 A
46 C
43 A
38 C
29 A
22 C
IG1
IG2
+BI1
+BI2
+BI3
+BI4
A14(A), A15(B), A16(C)
Skid Control ECU Assembly
VCSK
SKG
SKS
SKS2
CTY
GND
GND4
5 B
4 B
3 B
1 B
25 A
1 A
1 C
3 B
1 B
2 B
4 B
VCSK
SKG
SKS1
SKS2
A4(B)
Brake Pedal Stroke Sensor Assembly
31 4D
46 4C
1
T6
Front Door Courtesy Light
Switch Assembly RH
W
B
P
R
G
L
V
LG
W–B
A7
A4

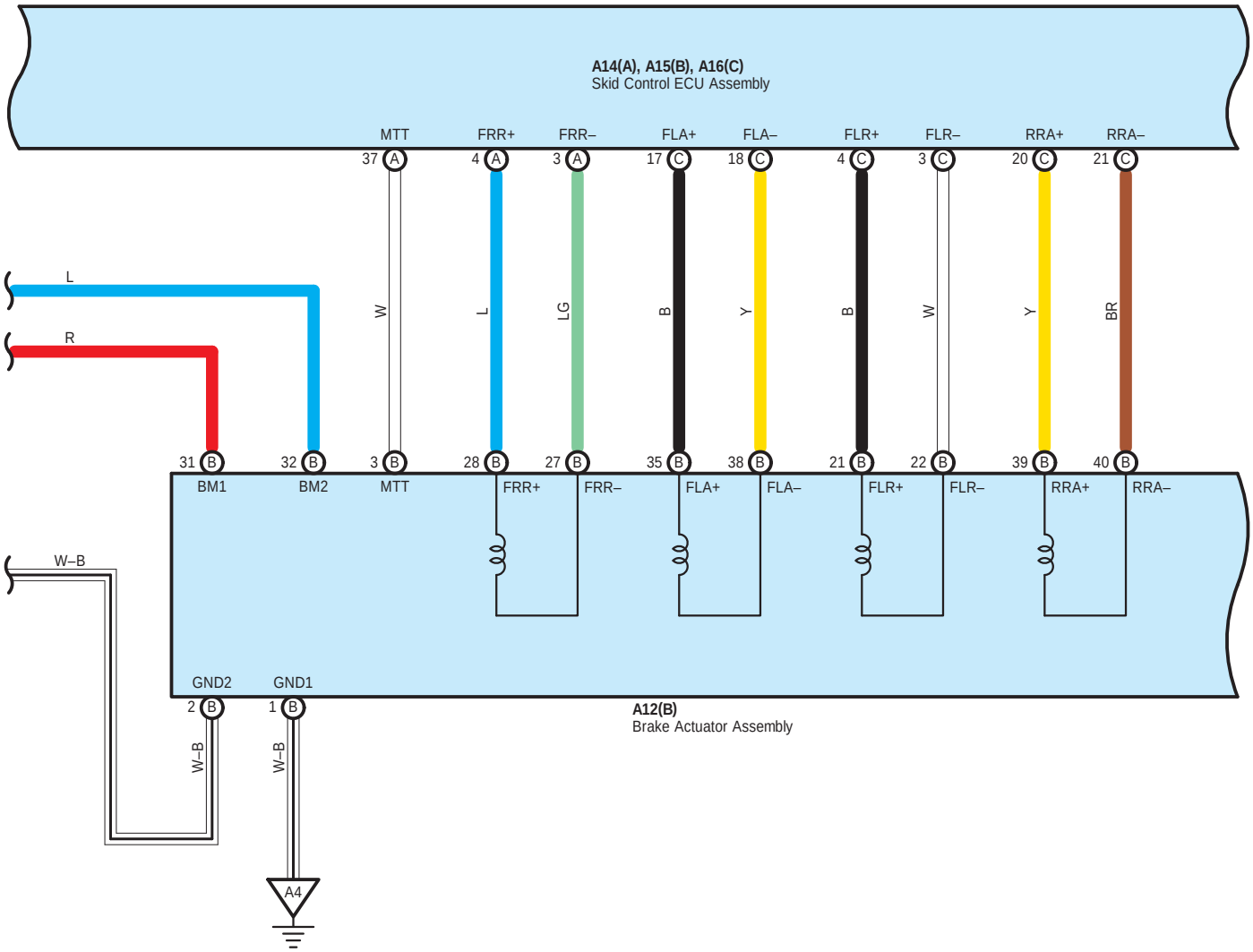
A14(A), A15(B), A16(C)
Skid Control ECU Assembly
MTT
FRR+
FRR–
FLA+
FLA–
FLR+
FLR–
RRA+
RRA–
37 A
4 A
3 A
17 C
18 C
4 C
3 C
20 C
21 C
W
L
LG
B
Y
B
W
Y
BR
L
R
31 B
32 B
3 B
28 B
27 B
35 B
38 B
21 B
22 B
39 B
40 B
BM1
BM2
MTT
FRR+
FRR–
FLA+
FLA–
FLR+
FLR–
RRA+
RRA–
W–B
GND2
GND1
2 B
1 B
W–B
W–B
A12(B)
Brake Actuator Assembly
A4

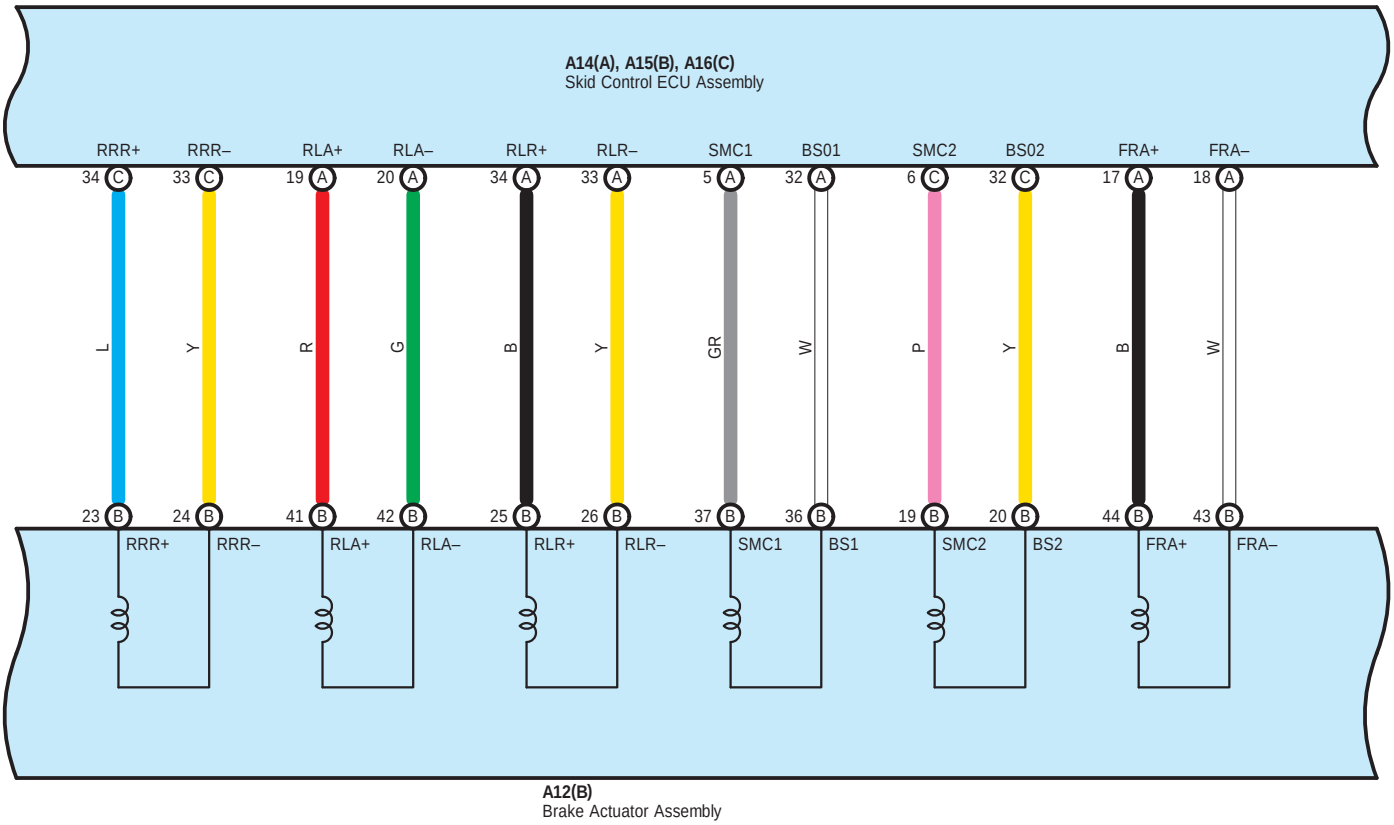
A14(A), A15(B), A16(C)
Skid Control ECU Assembly
RRR+
RRR–
RLA+
RLA–
RLR+
RLR–
SMC1
BS01
SMC2
BS02
FRA+
FRA–
34 C
33 C
19 A
20 A
34 A
33 A
5 A
32 A
6 C
32 C
17 A
18 A
L
Y
R
G
B
Y
GR
W
P
Y
B
W
23 B
24 B
41 B
42 B
25 B
26 B
37 B
36 B
19 B
20 B
44 B
43 B
RRR+
RRR–
RLA+
RLA–
RLR+
RLR–
SMC1
BS1
SMC2
BS2
FRA+
FRA–
A12(B)
Brake Actuator Assembly

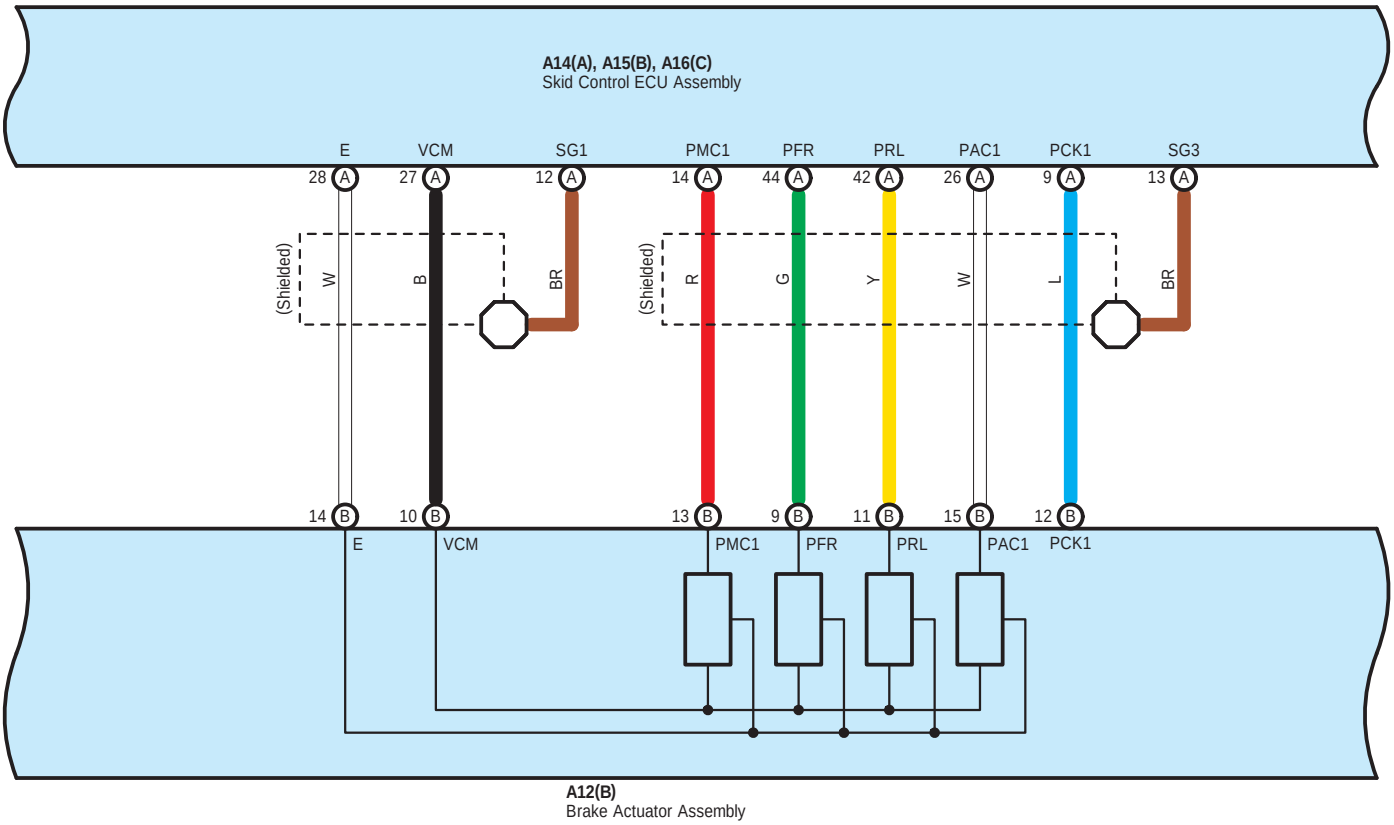
A14(A), A15(B), A16(C)
Skid Control ECU Assembly
E
VCM
SG1
PMC1
PFR
PRL
PAC1
PCK1
SG3
28 A
27 A
12 A
14 A
44 A
42 A
26 A
9 A
13 A
(Shielded)
W
B
BR
(Shielded)
R
G
Y
W
L
BR
14 B
10 B
13 B
9 B
11 B
15 B
12 B
E
VCM
PMC1
PFR
PRL
PAC1
PCK1
A12(B)
Brake Actuator Assembly

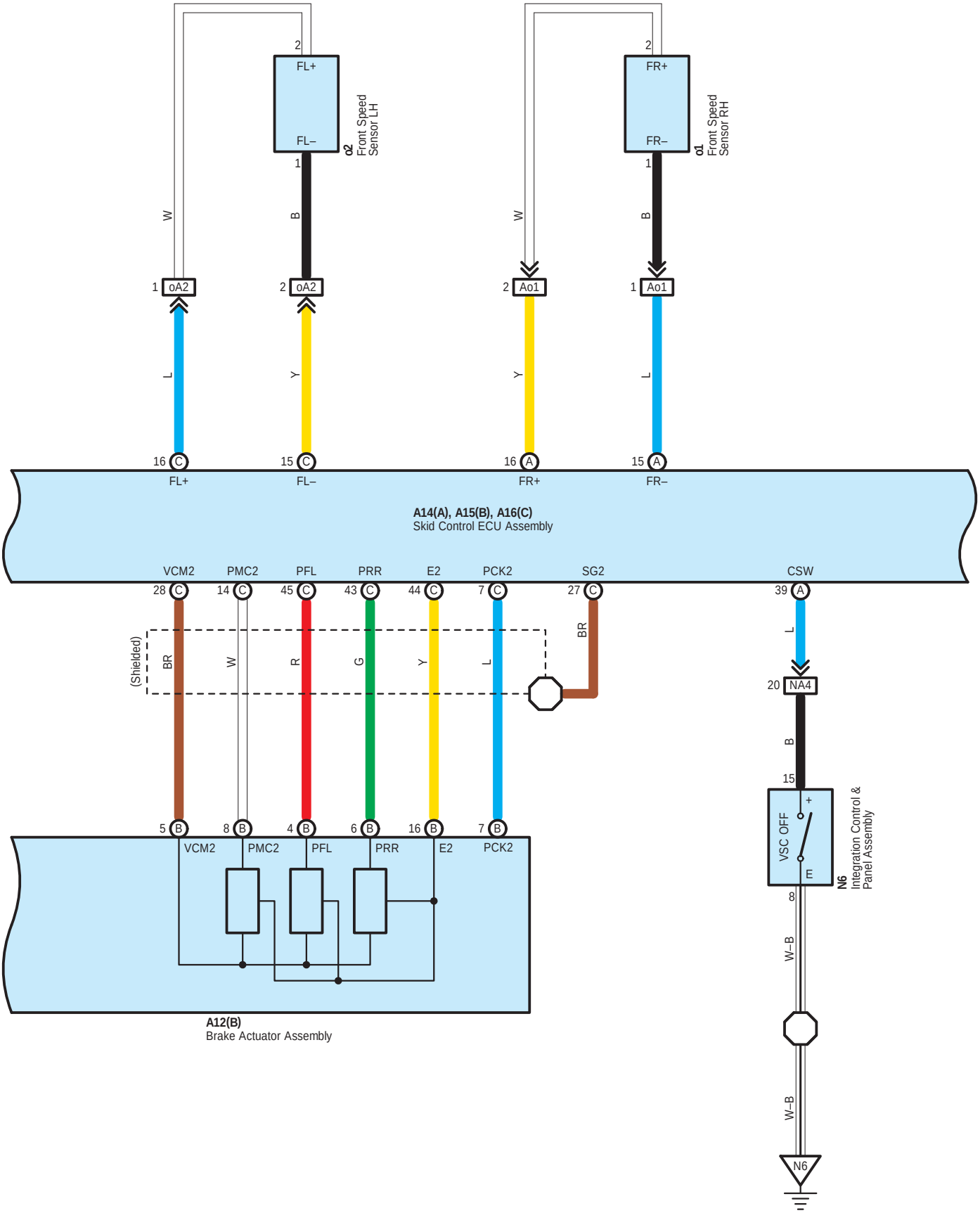
FL+
FL–
α2 Front Speed Sensor LH
FR+
FR–
α1 Front Speed Sensor RH
W
B
L
Y
oA2
Ao1
A14(A), A15(B), A16(C)
Skid Control ECU Assembly
VCM2
PMC2
PFL
PRR
E2
PCK2
SG2
CSW
(Shielded)
BR
R
G
NA4
VSC OFF
N6 Integration Control & Panel Assembly
W–B
A12(B)
Brake Actuator Assembly

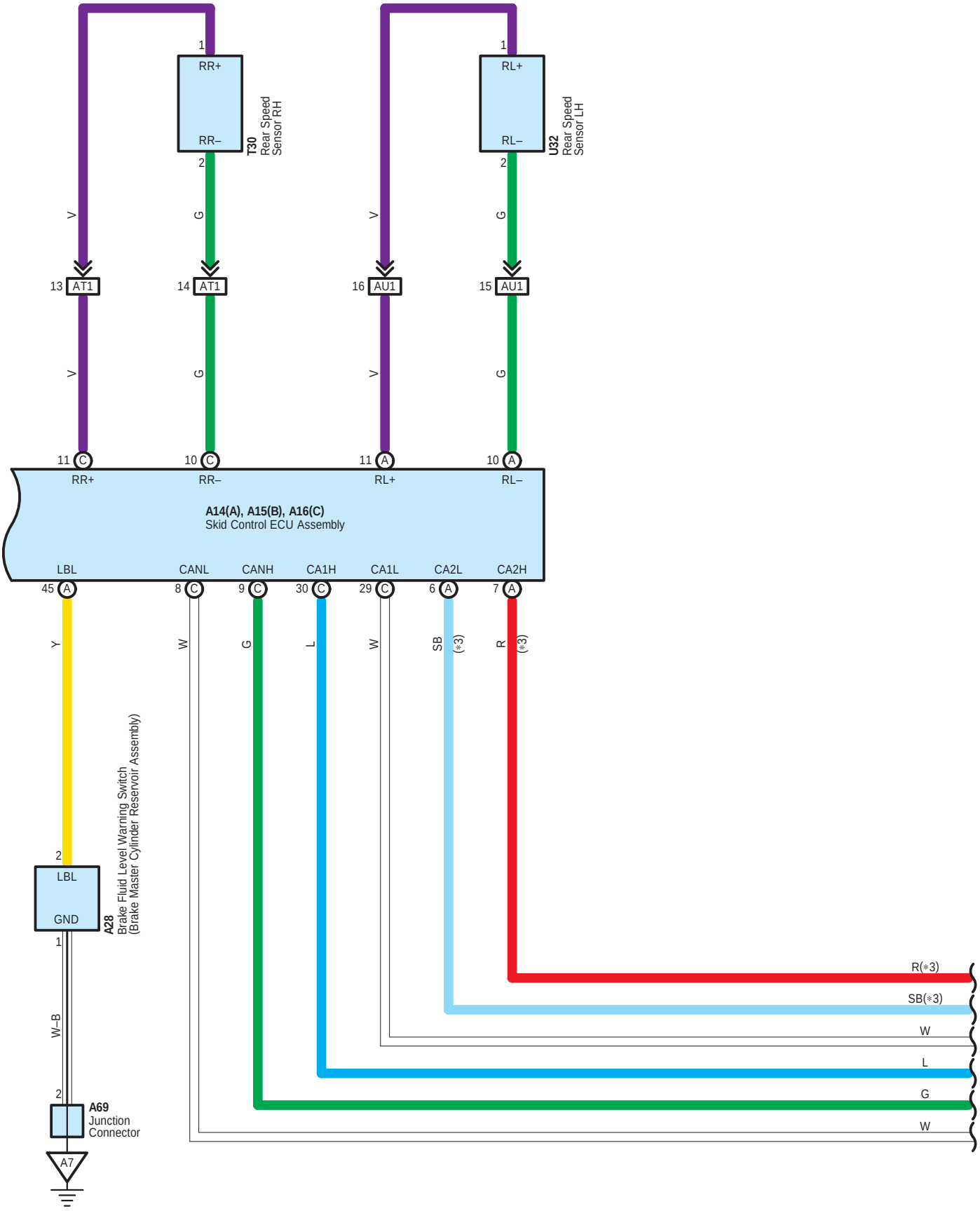
1
RR+
RR–
2
T30
Rear Speed
Sensor RH
1
RL+
RL–
2
U32
Rear Speed
Sensor LH
V
G
V
G
13 AT1
14 AT1
16 AU1
15 AU1
V
G
V
G
11 C
10 C
11 A
10 A
RR+
RR–
RL+
RL–
A14(A), A15(B), A16(C)
Skid Control ECU Assembly
LBL
CANL
CANH
CA1H
CA1L
CA2L
CA2H
45 A
8 C
9 C
30 C
29 C
6 A
7 A
Y
W
G
L
W
SB
(*3)
R
(*3)
2
LBL
GND
1
A28
Brake Fluid Level Warning Switch
(Brake Master Cylinder Reservoir Assembly)
W–B
2
A69
Junction
Connector
A7
R(*3)
SB(*3)
W
L
G
W

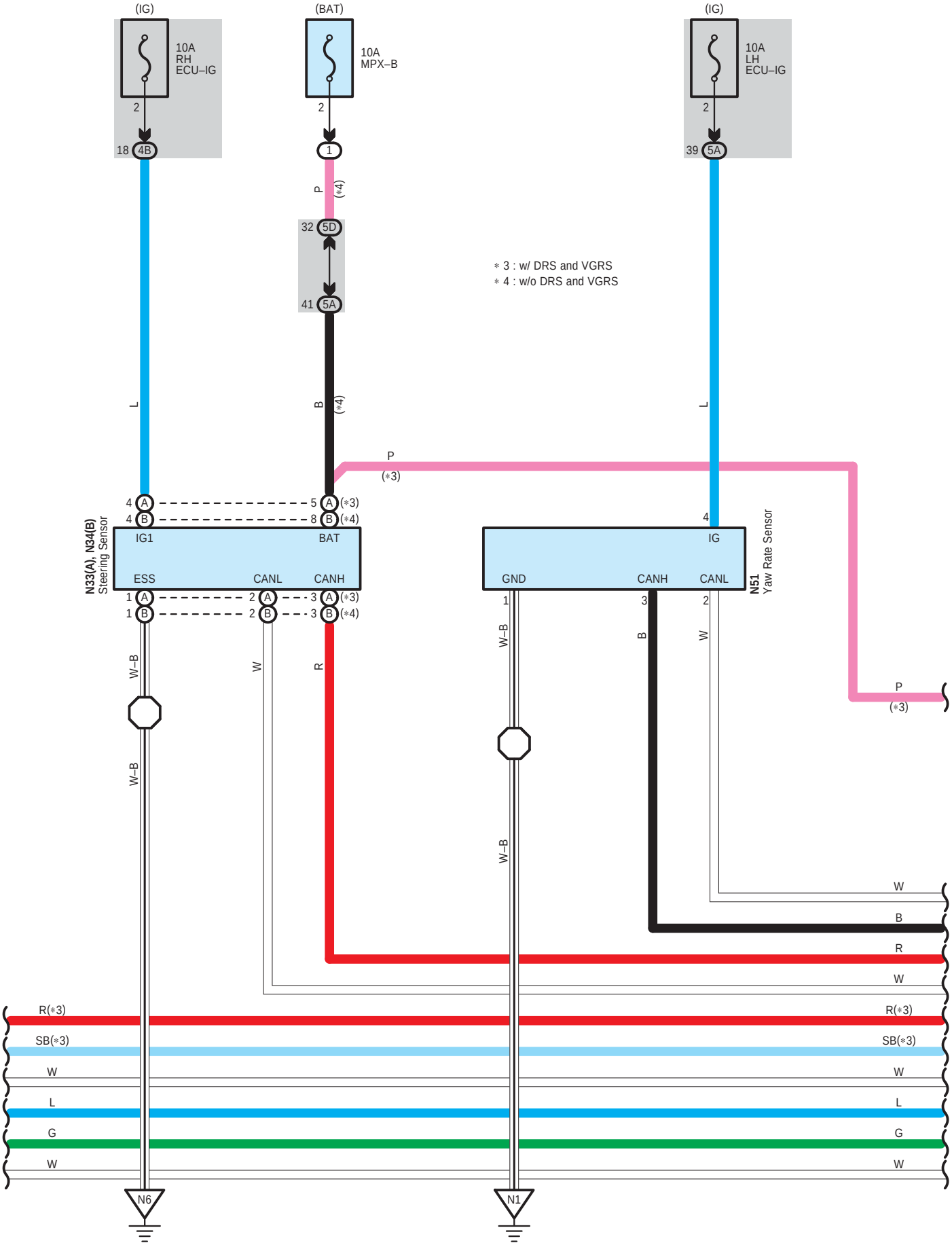
(IG)
10A
RH
ECU–IG
2
18 4B
(BAT)
10A
MPX–B
2
1
P
(*4)
32 5D
41 5A
B
(*4)
(IG)
10A
LH
ECU–IG
2
39 5A
L
L
* 3 : w/ DRS and VGRS
* 4 : w/o DRS and VGRS
P
(*3)
4 A
4 B
5 A (*3)
8 B (*4)
N33(A), N34(B)
Steering Sensor
IG1
BAT
ESS
CANL
CANH
1 A
1 B
2 A
2 B
3 A (*3)
3 B (*4)
W–B
W–B
W
R
4
IG
GND
CANH
CANL
N51
Yaw Rate Sensor
1
3
2
W–B
B
W
W–B
P
(*3)
W
B
R
W
R(*3)
SB(*3)
W
L
G
W
R(*3)
SB(*3)
W
L
G
W
N6
N1

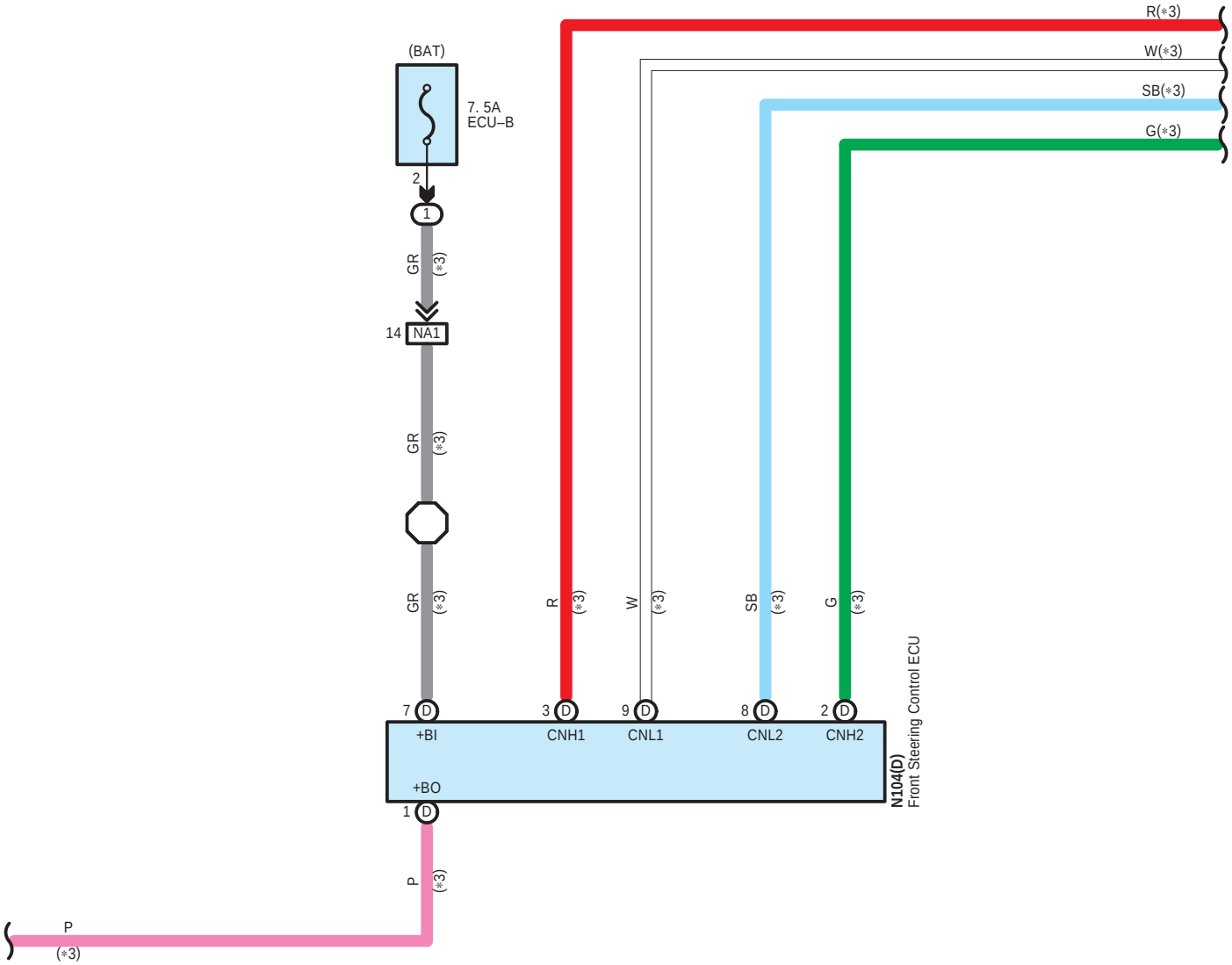
(BAT)
7. 5A
ECU–B
2
1
GR
(*3)
14
NA1
GR
(*3)
GR
(*3)
R
(*3)
W
(*3)
SB
(*3)
G
(*3)
R(*3)
W(*3)
SB(*3)
G(*3)
7
D
+BI
3
D
CNH1
9
D
CNL1
8
D
CNL2
2
D
CNH2
+BO
1
D
N104(D)
Front Steering Control ECU
P
(*3)
P
(*3)


W
B
R
W
R(*3)
SB(*3)
W
L
G
W

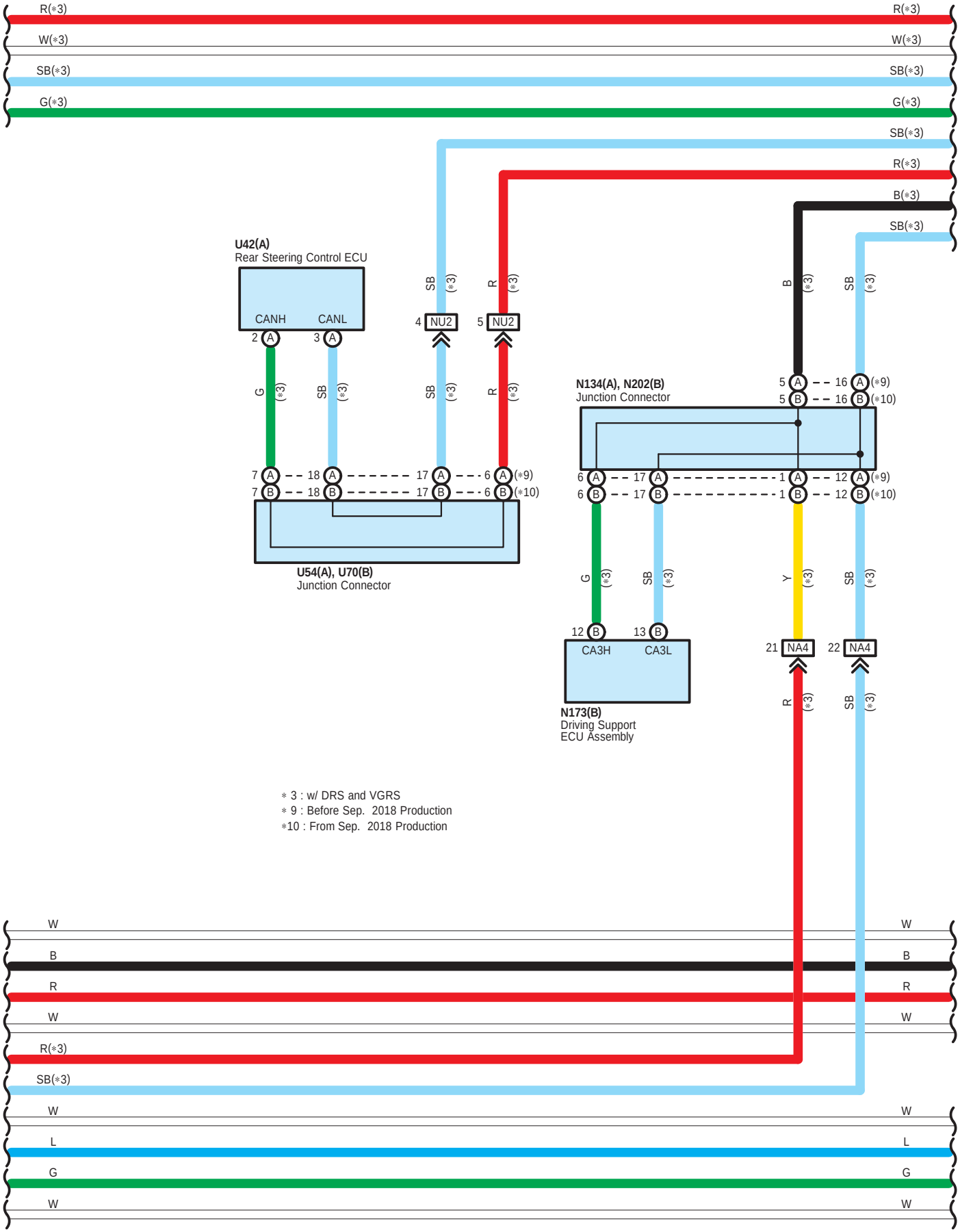
R(∗3)
W(∗3)
SB(∗3)
G(∗3)
U42(A)
Rear Steering Control ECU
CANH
CANL
NU2
U54(A), U70(B)
Junction Connector
N134(A), N202(B)
Junction Connector
CA3H
CA3L
NA4
N173(B)
Driving Support
ECU Assembly
∗ 3 : w/ DRS and VGRS
∗ 9 : Before Sep. 2018 Production
∗10 : From Sep. 2018 Production
W
B
R
L
G

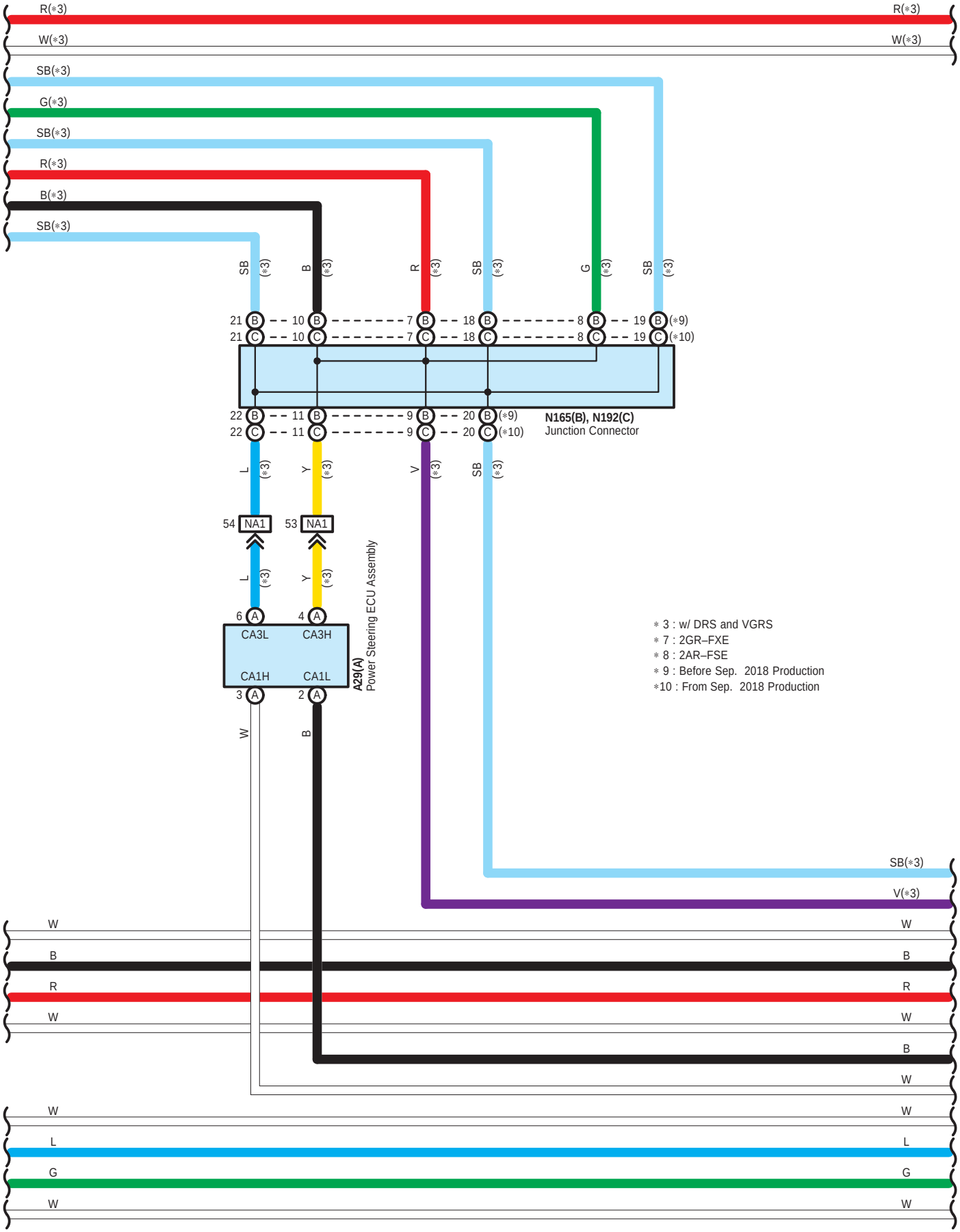
R(*3)
W(*3)
SB(*3)
G(*3)
SB(*3)
R(*3)
B(*3)
SB(*3)
21 B 10 B 7 B 18 B 8 B 19 B (*9)
21 C 10 C 7 C 18 C 8 C 19 C (*10)
22 B 11 B 9 B 20 B (*9)
22 C 11 C 9 C 20 C (*10)
N165(B), N192(C)
Junction Connector
54 NA1
53 NA1
6 A 4 A
CA3L CA3H
CA1H CA1L
3 A 2 A
A29(A)
Power Steering ECU Assembly
* 3 : w/ DRS and VGRS
* 7 : 2GR–FXE
* 8 : 2AR–FSE
* 9 : Before Sep. 2018 Production
*10 : From Sep. 2018 Production
SB(*3)
V(*3)
W
B
R
W
L
G

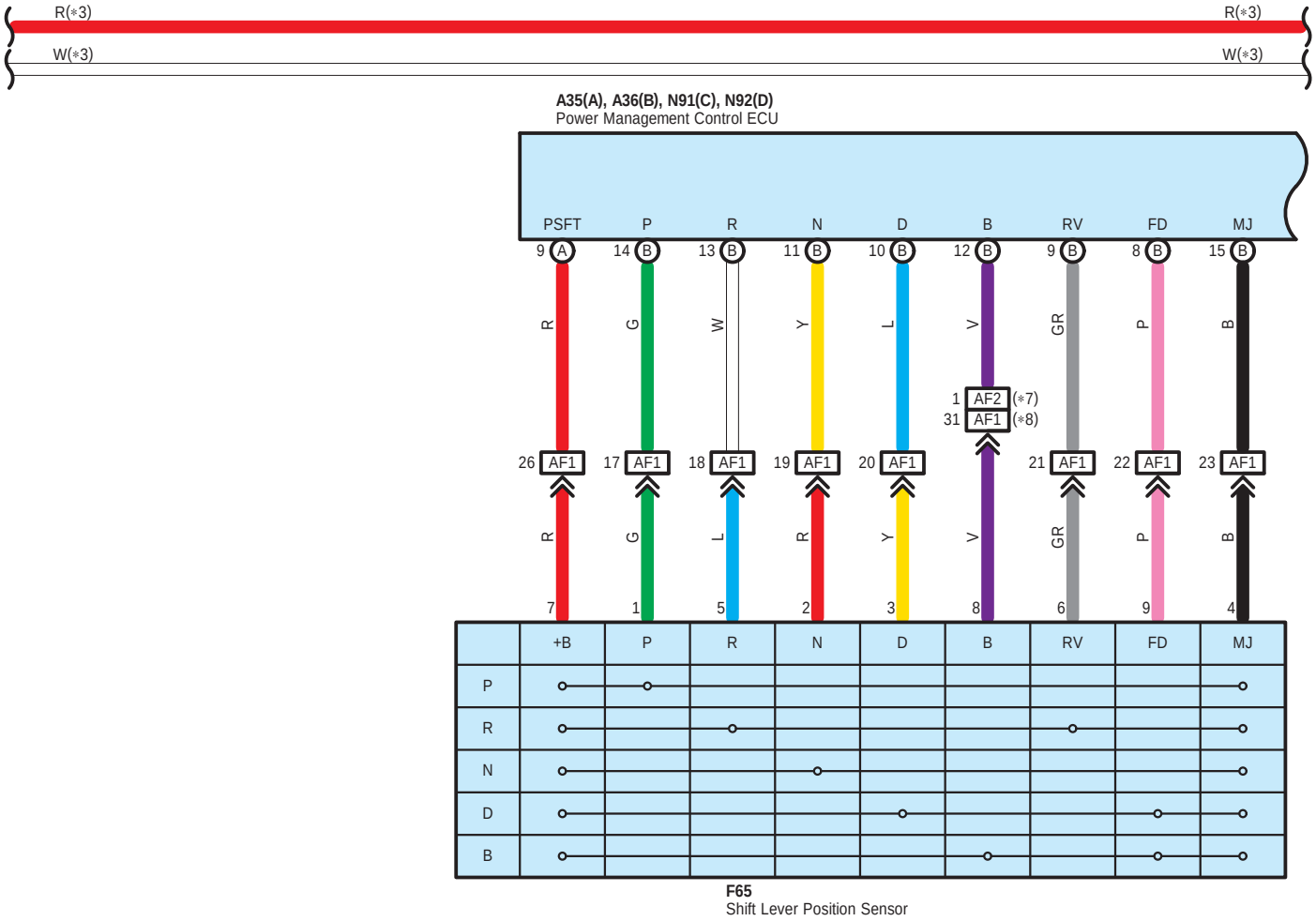
R(*3)
W(*3)
A35(A), A36(B), N91(C), N92(D)
Power Management Control ECU
PSFT
P
R
N
D
B
RV
FD
MJ
9 A
14 B
13 B
11 B
10 B
12 B
9 B
8 B
15 B
R
G
W
Y
L
V
GR
P
B
1 AF2 (*7)
31 AF1 (*8)
26 AF1
17 AF1
18 AF1
19 AF1
20 AF1
21 AF1
22 AF1
23 AF1
R
G
L
R
Y
V
GR
P
B
7
1
5
2
3
8
6
9
4
+B
P
R
N
D
B
RV
FD
MJ
P
R
N
D
B
F65
Shift Lever Position Sensor


SB(*3)
V(*3)
W
B
R
W
B
W
W
L
G
W

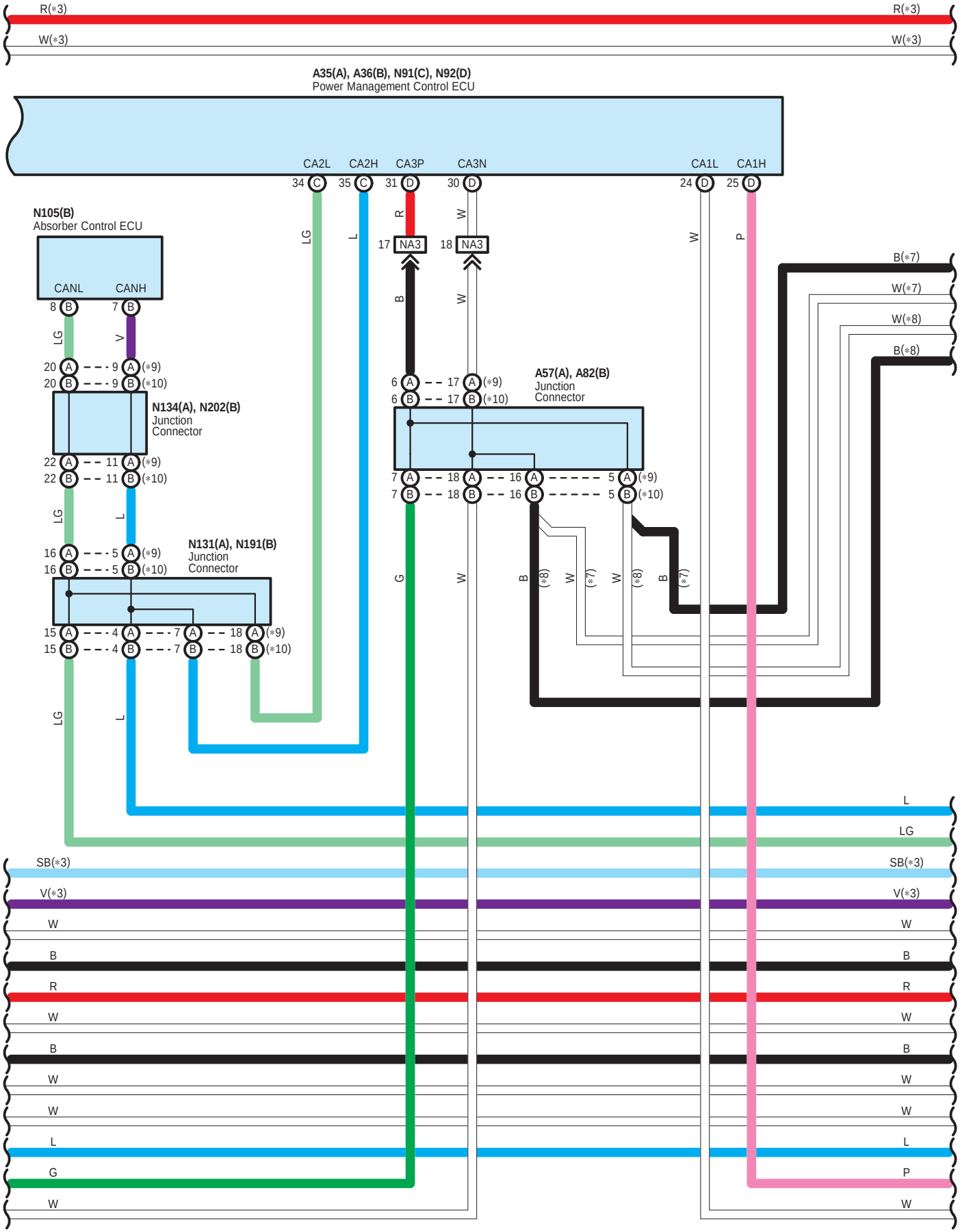
R(*3)
W(*3)
A35(A), A36(B), N91(C), N92(D)
Power Management Control ECU
CA2L
CA2H
CA3P
CA3N
CA1L
CA1H
34 C
35 C
31 D
30 D
24 D
25 D
N105(B)
Absorber Control ECU
CANL
CANH
8 B
7 B
17 NA3
18 NA3
20 A 9 A (*9)
20 B 9 B (*10)
N134(A), N202(B)
Junction
Connector
22 A 11 A (*9)
22 B 11 B (*10)
16 A 5 A (*9)
16 B 5 B (*10)
N131(A), N191(B)
Junction
Connector
15 A 4 A 7 A 18 A (*9)
15 B 4 B 7 B 18 B (*10)
6 A 17 A (*9)
6 B 17 B (*10)
A57(A), A82(B)
Junction
Connector
7 A 18 A 16 A 5 A (*9)
7 B 18 B 16 B 5 B (*10)
B(*7)
W(*7)
W(*8)
B(*8)
SB(*3)
V(*3)
W
B
R
W
B
W
W
L
G
W
L
LG
SB(*3)
V(*3)
W
B
R
W
B
W
W
L
P
W

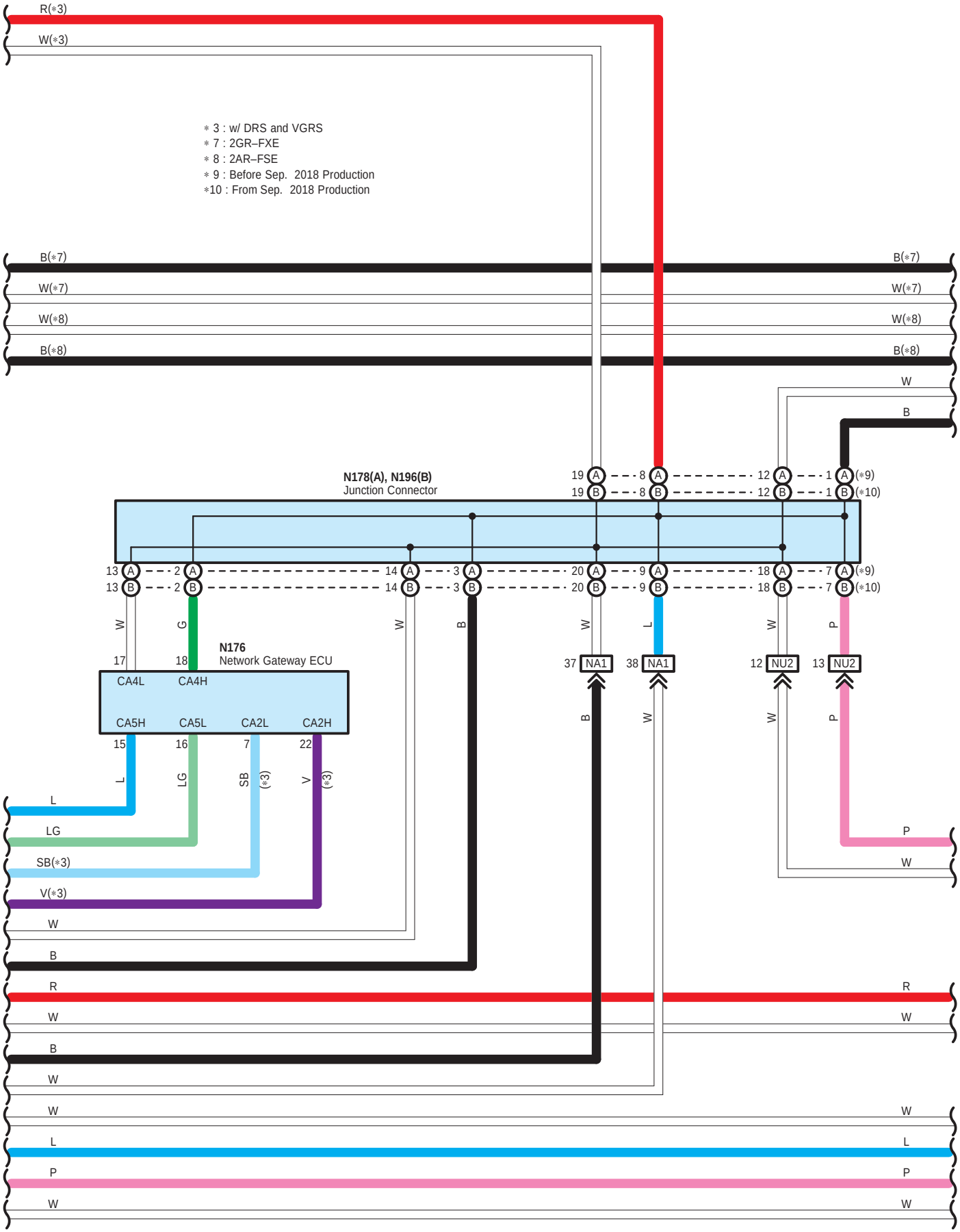
R(∗3)
W(∗3)
∗ 3 : w/ DRS and VGRS
∗ 7 : 2GR–FXE
∗ 8 : 2AR–FSE
∗ 9 : Before Sep. 2018 Production
∗10 : From Sep. 2018 Production
B(∗7)
W(∗7)
W(∗8)
B(∗8)
W
B
N178(A), N196(B)
Junction Connector
19 A 8 A 12 A 1 A (∗9)
19 B 8 B 12 B 1 B (∗10)
13 A 2 A 14 A 3 A 20 A 9 A 18 A 7 A (∗9)
13 B 2 B 14 B 3 B 20 B 9 B 18 B 7 B (∗10)
N176
Network Gateway ECU
17 CA4L
18 CA4H
CA5H 15
CA5L 16
CA2L 7
CA2H 22
37 NA1
38 NA1
12 NU2
13 NU2
L
LG
SB(∗3)
V(∗3)
P

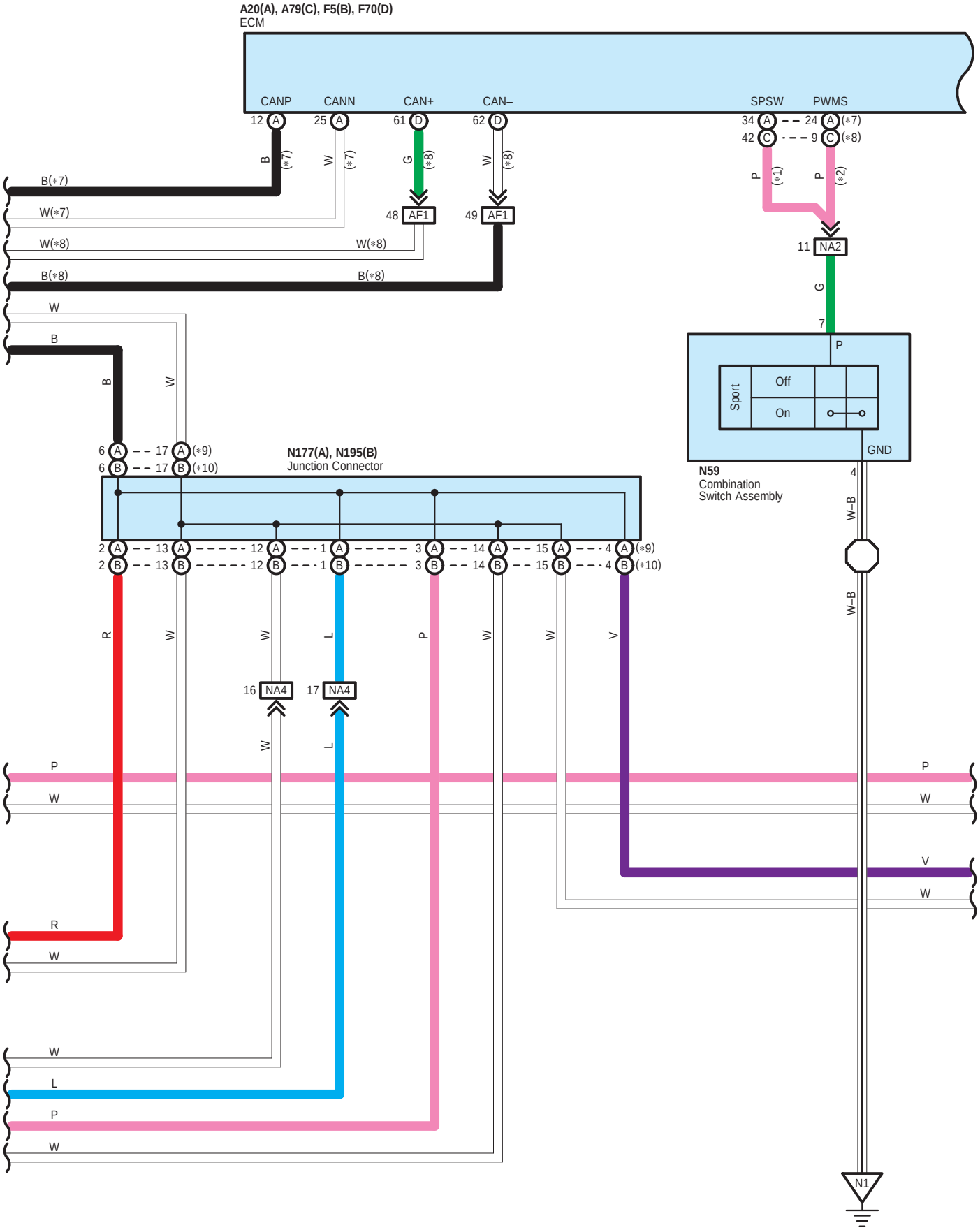
A20(A), A79(C), F5(B), F70(D)
ECM
CANP
CANN
CAN+
CAN–
SPSW
PWMS
12 A
25 A
61 D
62 D
34 A
24 A (*7)
42 C
9 C (*8)
B (*7)
W (*7)
G (*8)
W (*8)
P (*1)
P (*2)
B(*7)
W(*7)
W(*8)
B(*8)
48 AF1
49 AF1
11 NA2
G
7
P
Sport
Off
On
GND
N59
Combination
Switch Assembly
4
W–B
6 A
17 A (*9)
6 B
17 B (*10)
N177(A), N195(B)
Junction Connector
2 A
13 A
12 A
1 A
3 A
14 A
15 A
4 A (*9)
2 B
13 B
12 B
1 B
3 B
14 B
15 B
4 B (*10)
R
W
L
P
V
16 NA4
17 NA4
N1

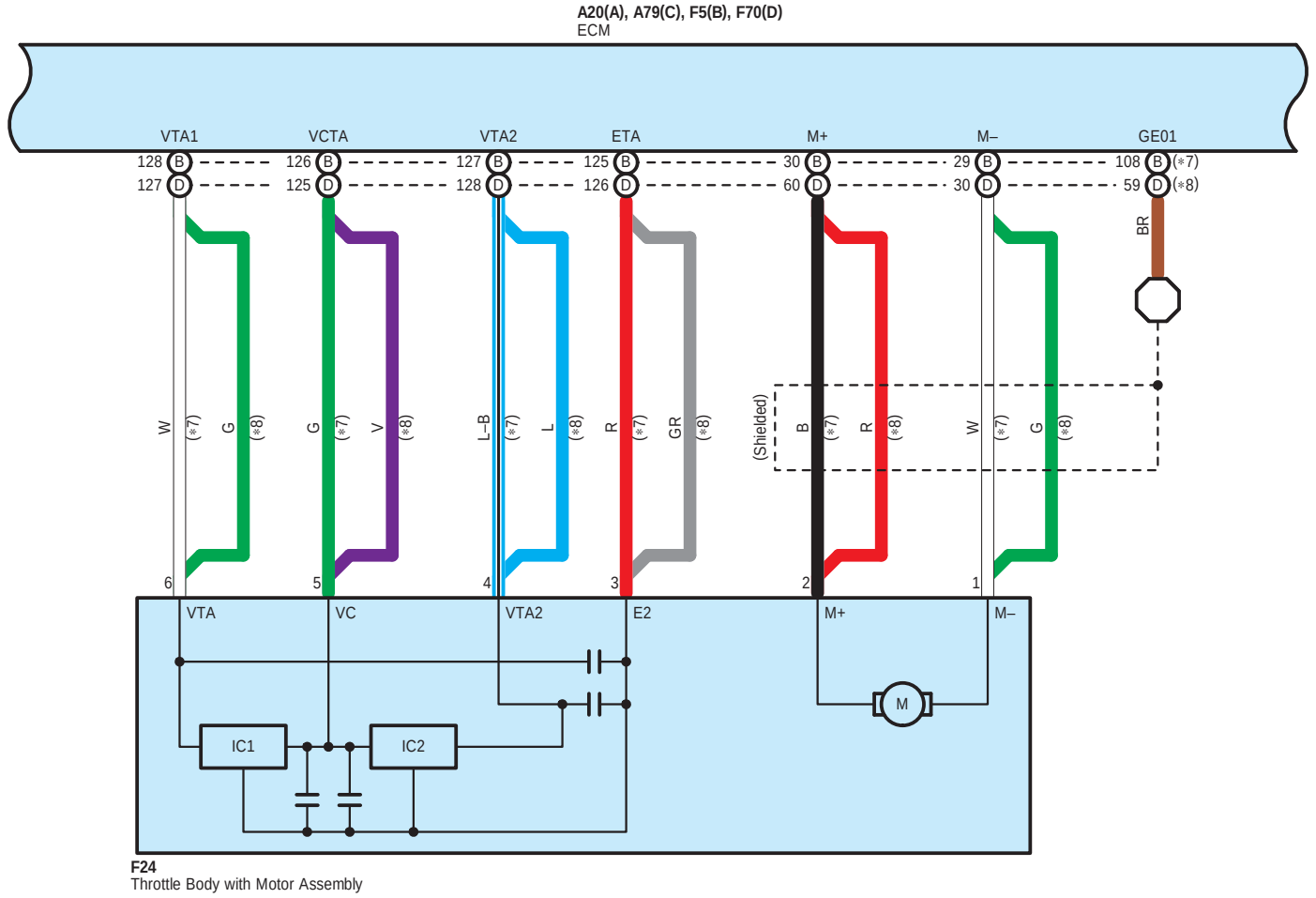



* 1 : w/ Adaptive Variable Suspension
* 2 : w/o Adaptive Variable Suspension
* 7 : 2GR–FXE
* 8 : 2AR–FSE
* 9 : Before Sep. 2018 Production
*10 : From Sep. 2018 Production

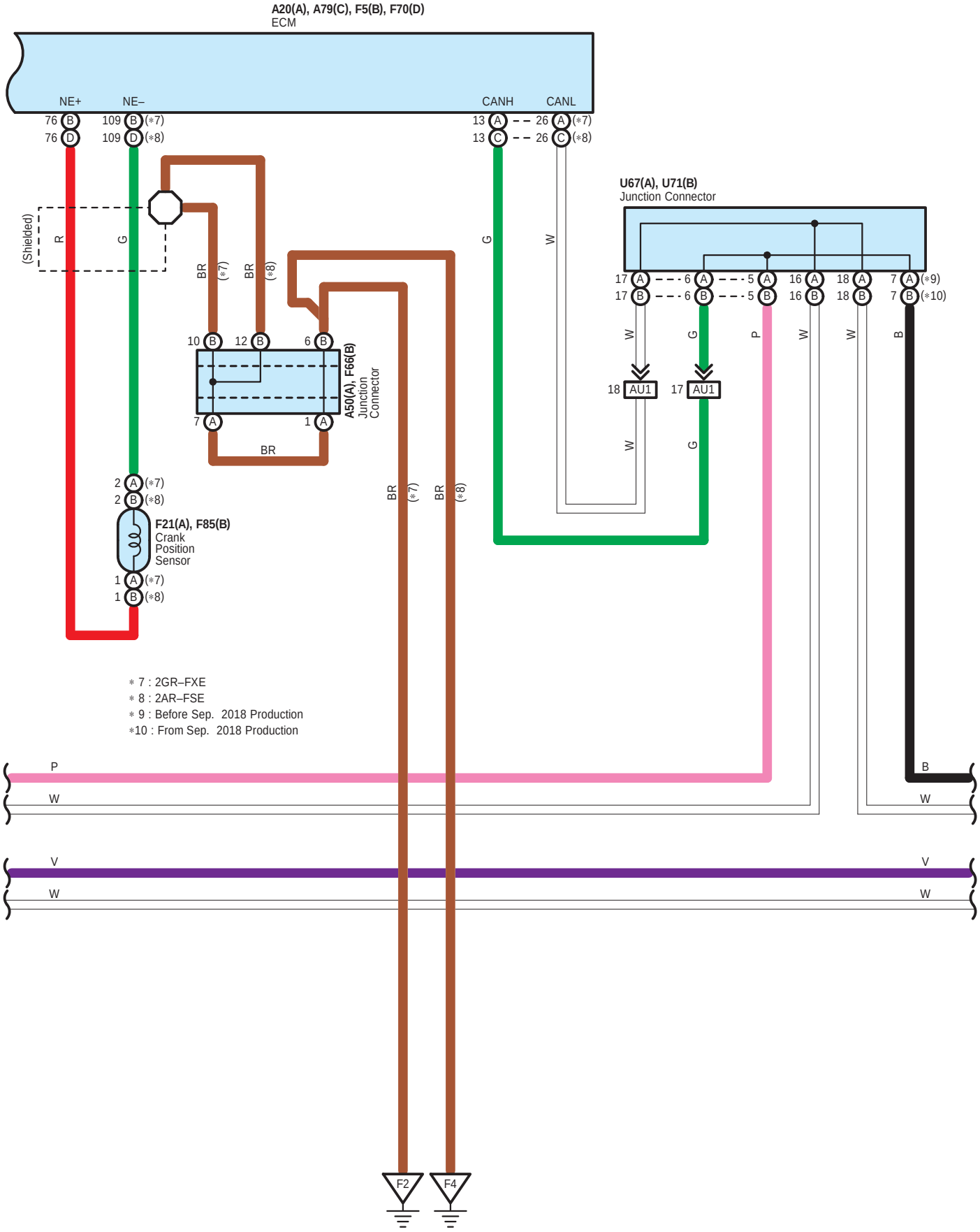
A20(A), A79(C), F5(B), F70(D)
ECM
NE+
NE–
CANH
CANL
76 B
76 D
109 B (*7)
109 D (*8)
13 A
13 C
26 A (*7)
26 C (*8)
(Shielded)
R
G
BR (*7)
BR (*8)
G
W
U67(A), U71(B)
Junction Connector
17 A
17 B
6 A
6 B
5 A
5 B
16 A
16 B
18 A
18 B
7 A (*9)
7 B (*10)
W
G
P
W
W
B
18 AU1
17 AU1
W
G
10 B
12 B
6 B
7 A
1 A
A50(A), F66(B)
Junction Connector
BR
2 A (*7)
2 B (*8)
F21(A), F85(B)
Crank
Position
Sensor
1 A (*7)
1 B (*8)
BR (*7)
BR (*8)
* 7 : 2GR–FXE
* 8 : 2AR–FSE
* 9 : Before Sep. 2018 Production
*10 : From Sep. 2018 Production
P
W
B
W
V
W
V
W
F2
F4

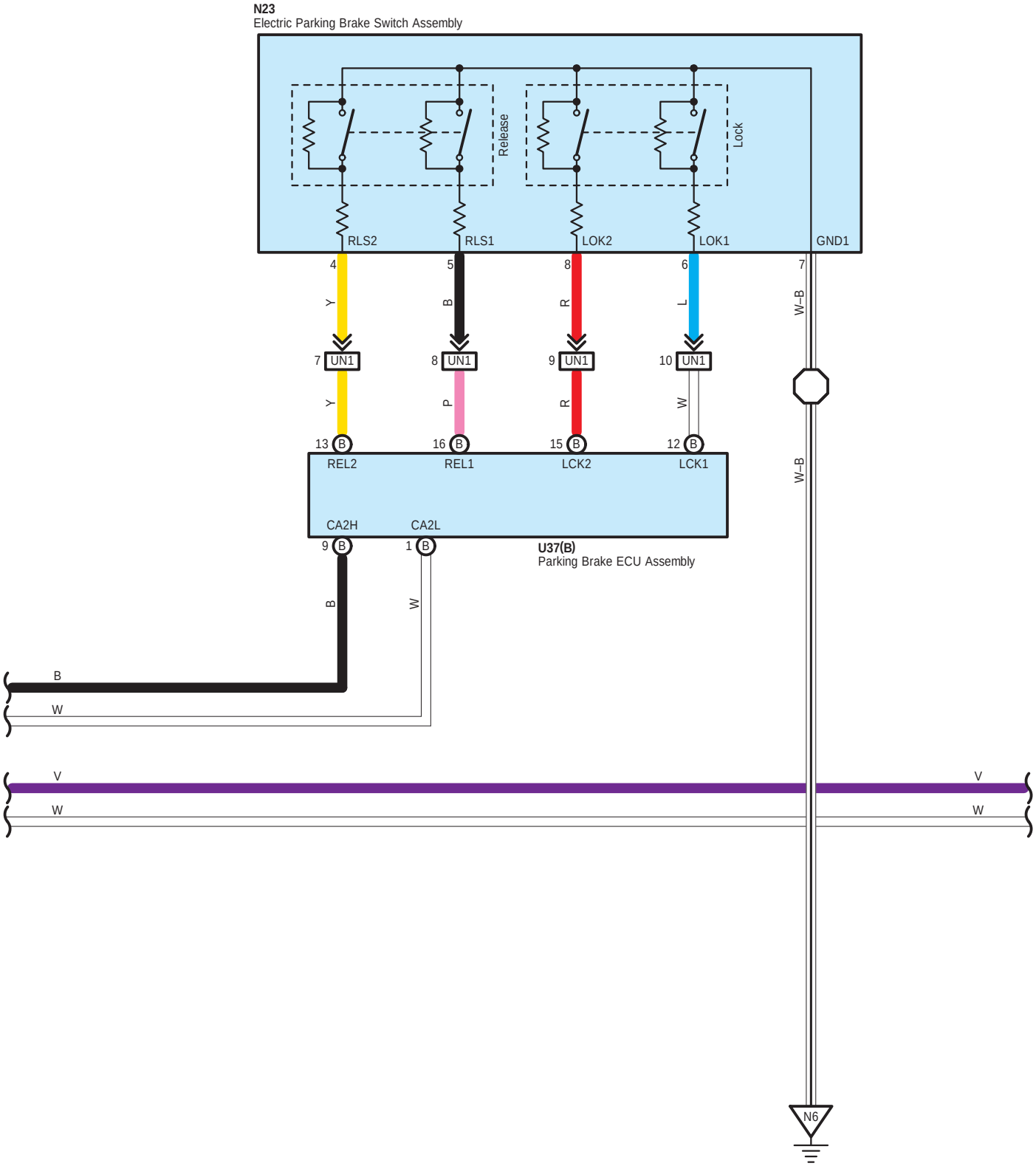
N23
Electric Parking Brake Switch Assembly
Release
Lock
RLS2
RLS1
LOK2
LOK1
GND1
4
5
8
6
7
Y
B
R
L
W–B
7 UN1
8 UN1
9 UN1
10 UN1
Y
P
R
W
13 B
16 B
15 B
12 B
REL2
REL1
LCK2
LCK1
W–B
CA2H
CA2L
9 B
1 B
U37(B)
Parking Brake ECU Assembly
B
W
B
W
V
W
V
W
N6

A 4
Black



A 5
White

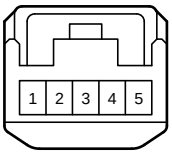

A 12
Black

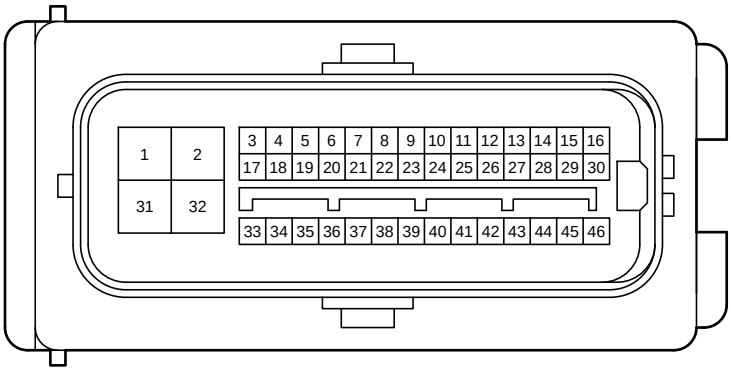

A 14
Black

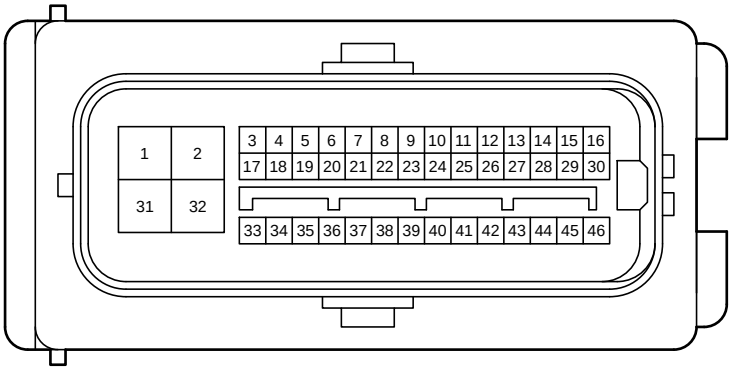

A 15
Black



A 16
Gray

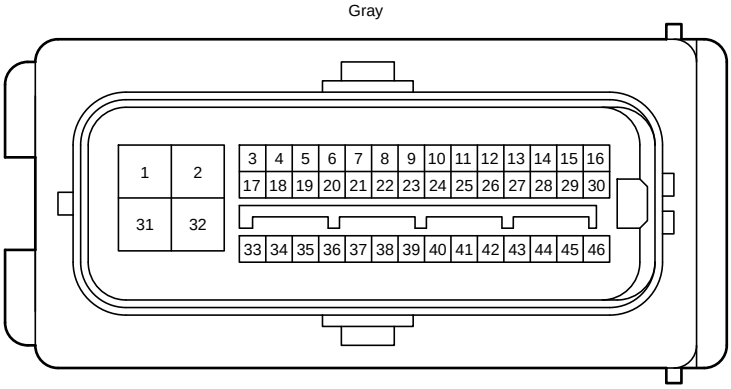

A 20
Black

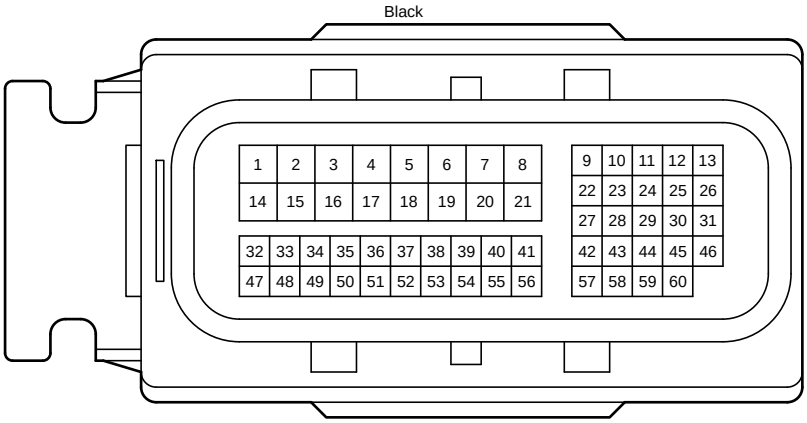

A 28
Black

A 29
Black

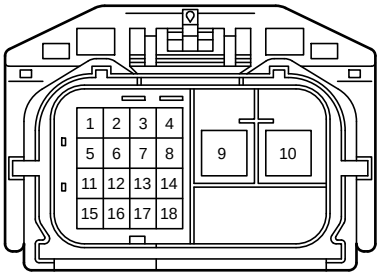

A 35
Gray

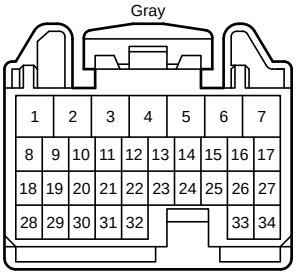

A 36
Gray

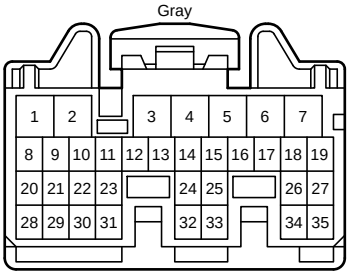

A 50
Gray

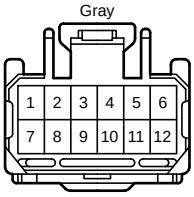

A 51
Blue

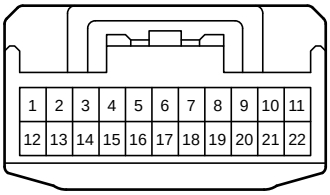

A 53
White

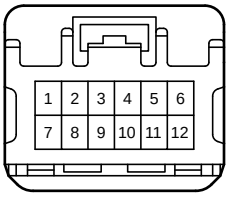

A 57
Blue

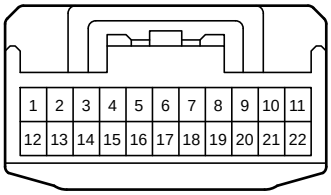

A 69
Gray

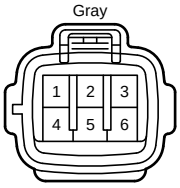

A 79
Black

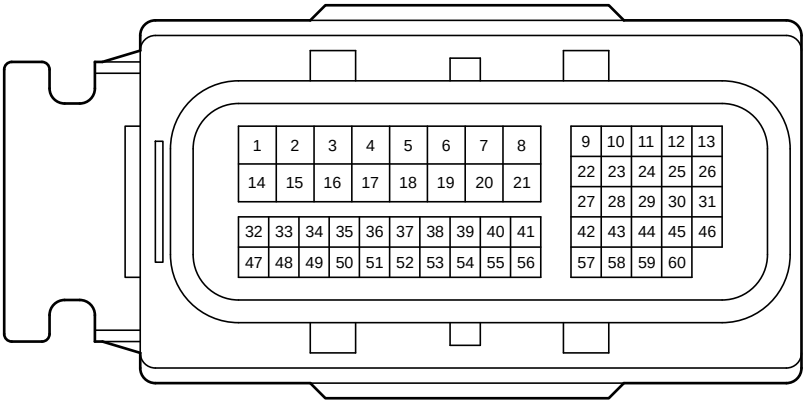

A 81
Black

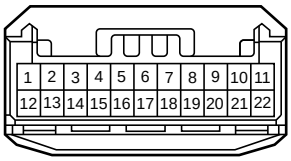

A 82
Black

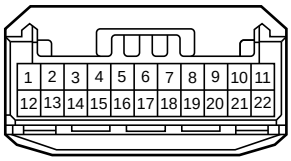

F 5
Black

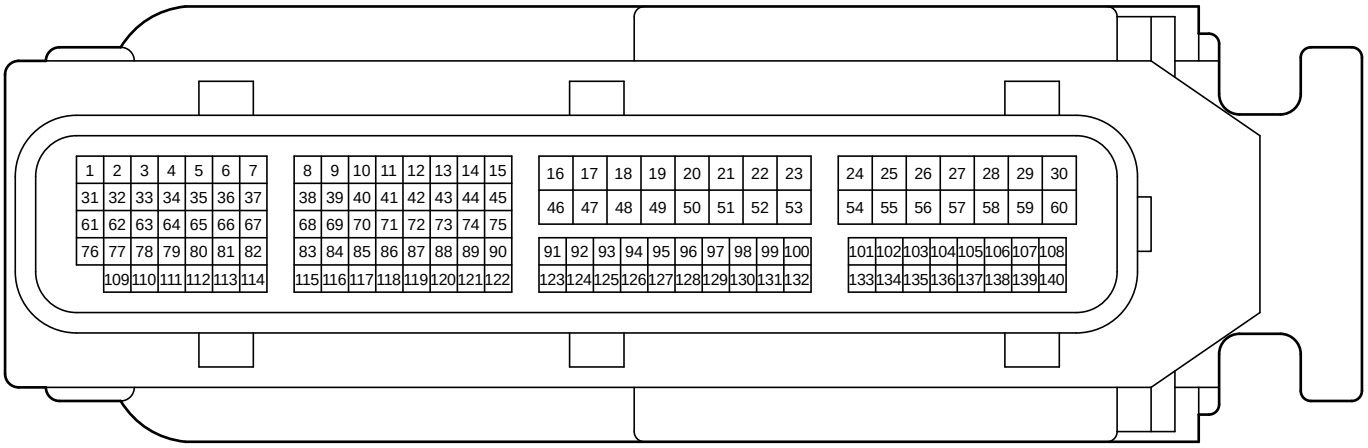

F 21
Black

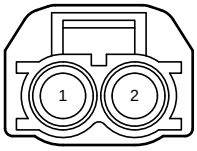

F 24
Black

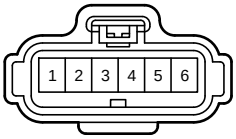

F 65
Gray

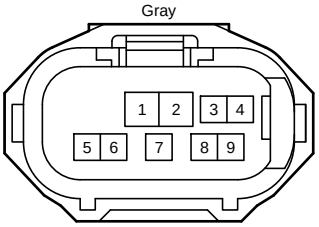

F 66
Gray

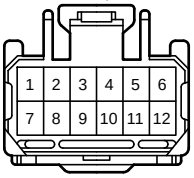

F 70
Black

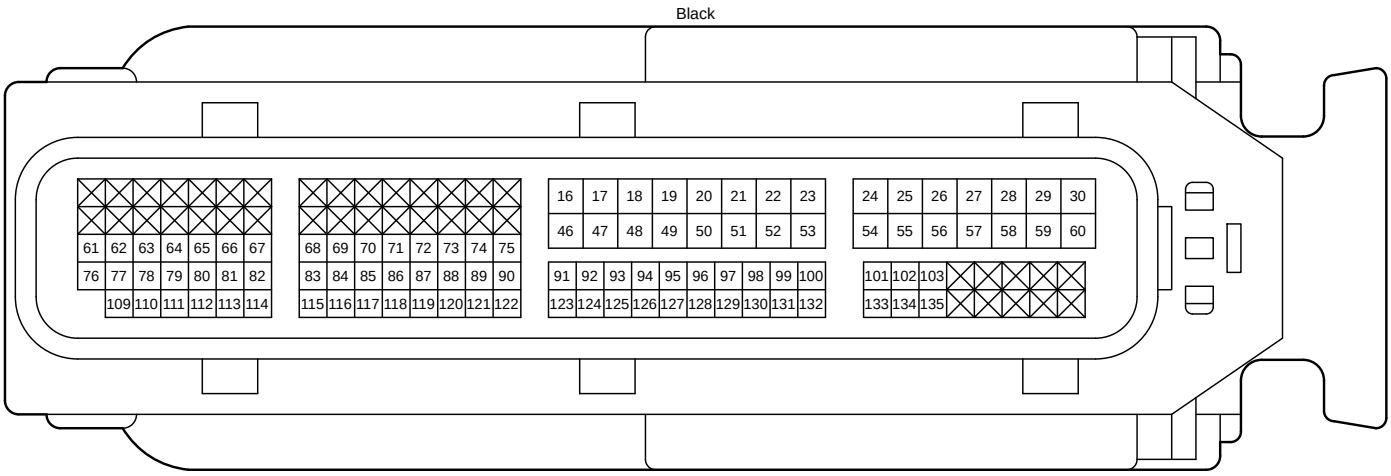

F 85
Black

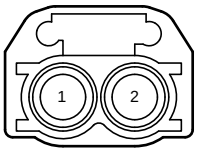

N 6
Black



N 23
Black



N 33
White

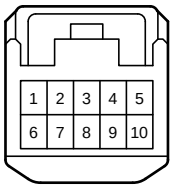

N 34
Black

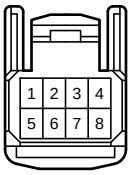

N 40
Black

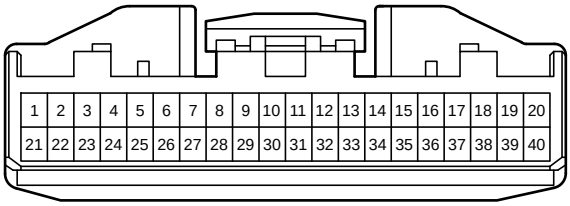

N 42
Black

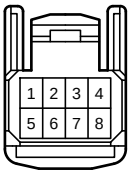

N 51
Black



N 59
Black

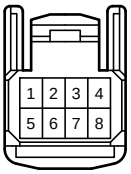

N 91
Gray

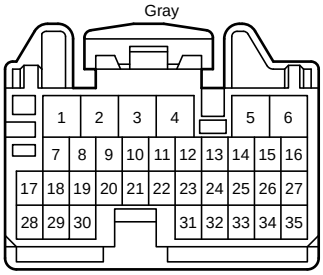

N 92
Gray

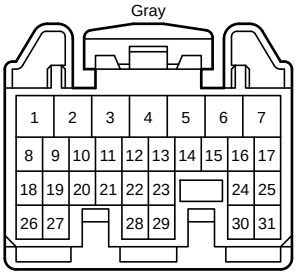

N104
White

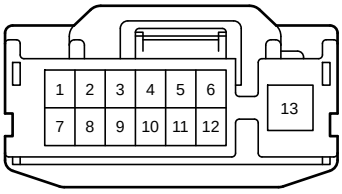

N105
Black

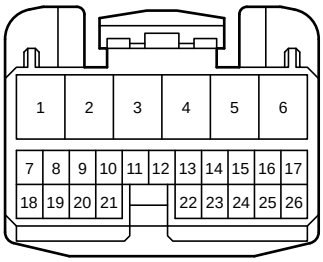

N131
Gray

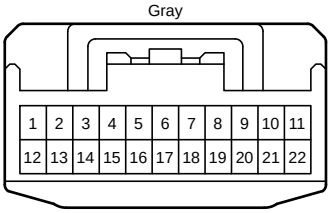

N134
Black

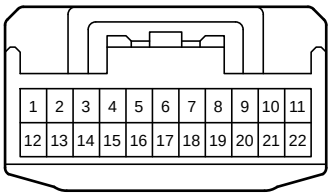

N165
Black

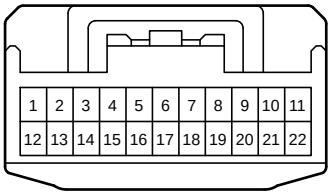

N173
White

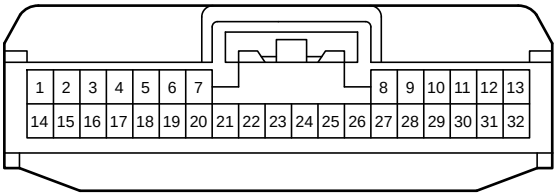

N176
Black

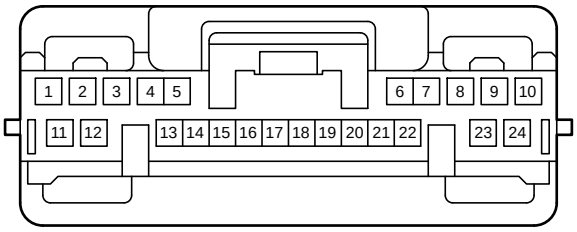

N177
Gray

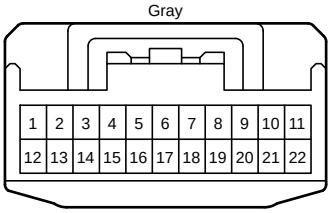

N178
Gray

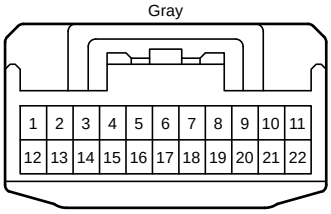

N191
Black

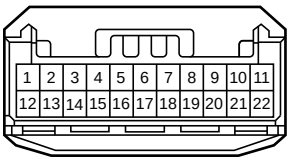

N192
Black

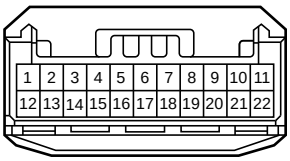

N195
Black

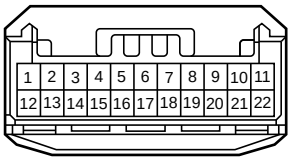

N196
Black

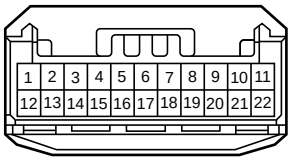

N202
Black

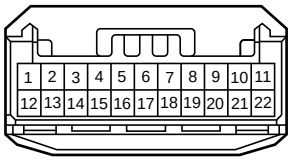

T 6
Black

T 30
White

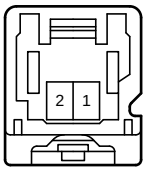

T 44
Blue

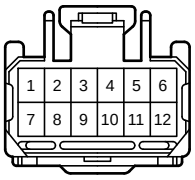

T 45
Blue



U 32
White

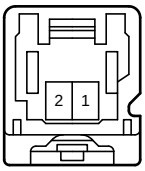

U 37
White



U 42
Black

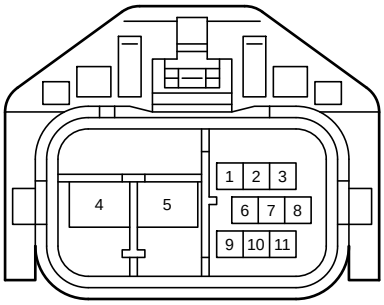

U 54
Blue

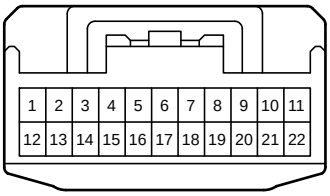

U 65
White

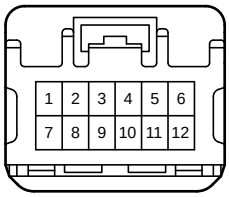

U 67
Gray

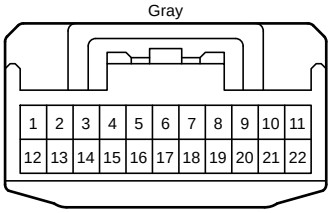

U 70
Black

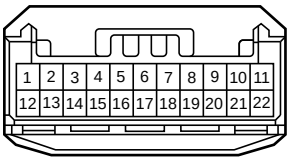

U 71
Black

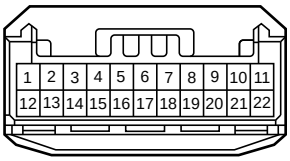

X 7
White

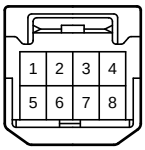

o 1
Black

o 2
Black

1A
Black

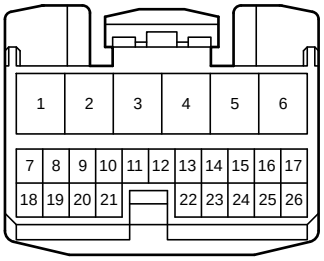

1B
Black

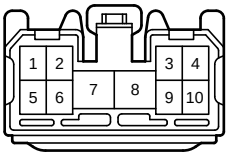

1E
White

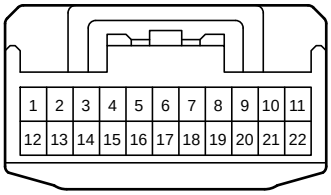

1F
White

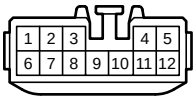

1G
Black

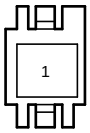

1I
White

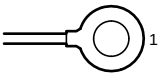

4A
White

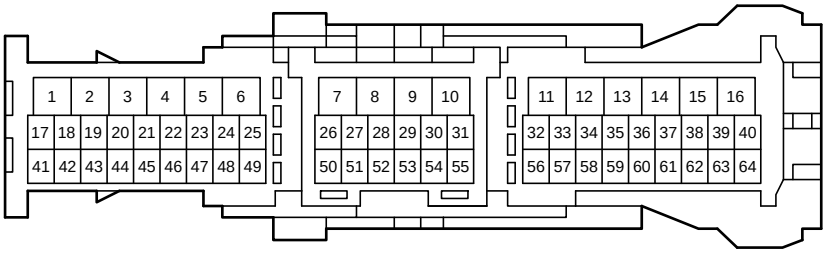

4B
White

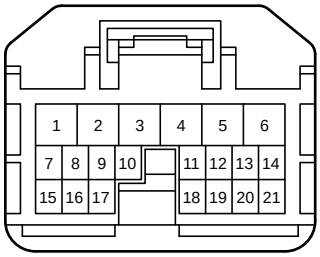

4C
White

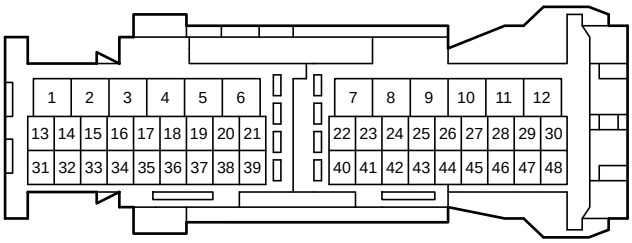

4D
White

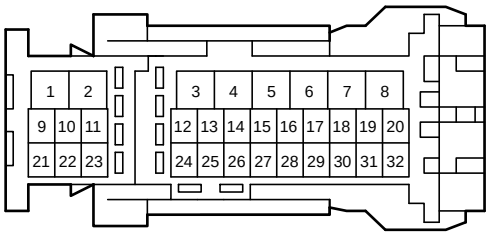

5A
White

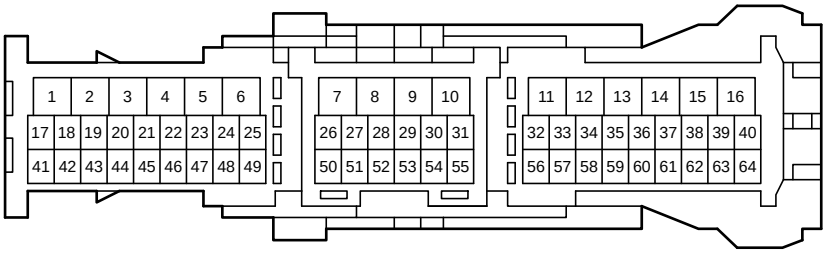

5B
White

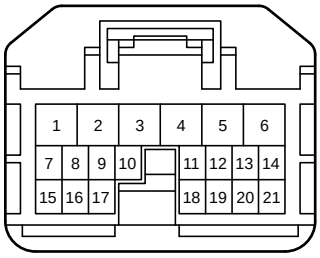

5D
White

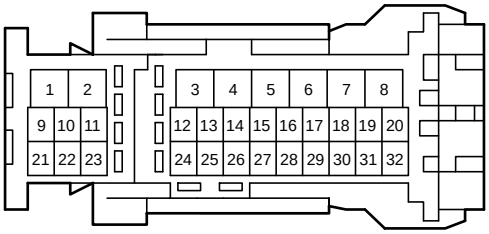

AF1
White

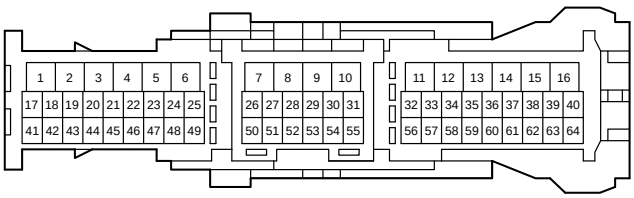

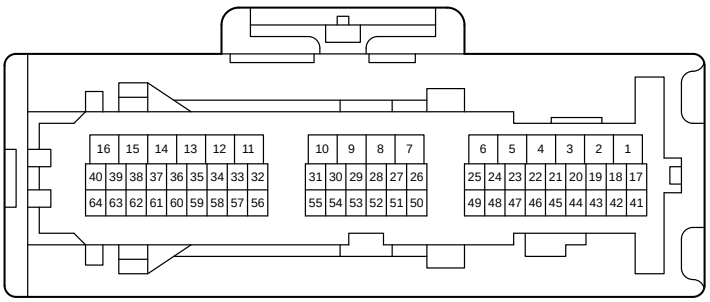

AF2
White

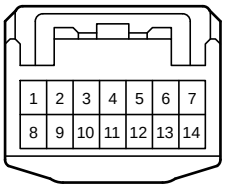

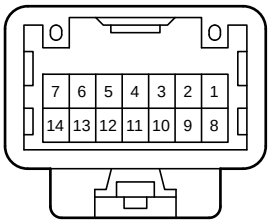

AT1
White

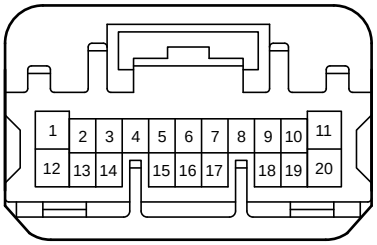

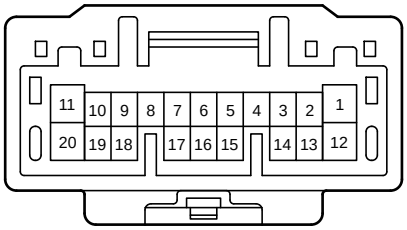

AU1
White

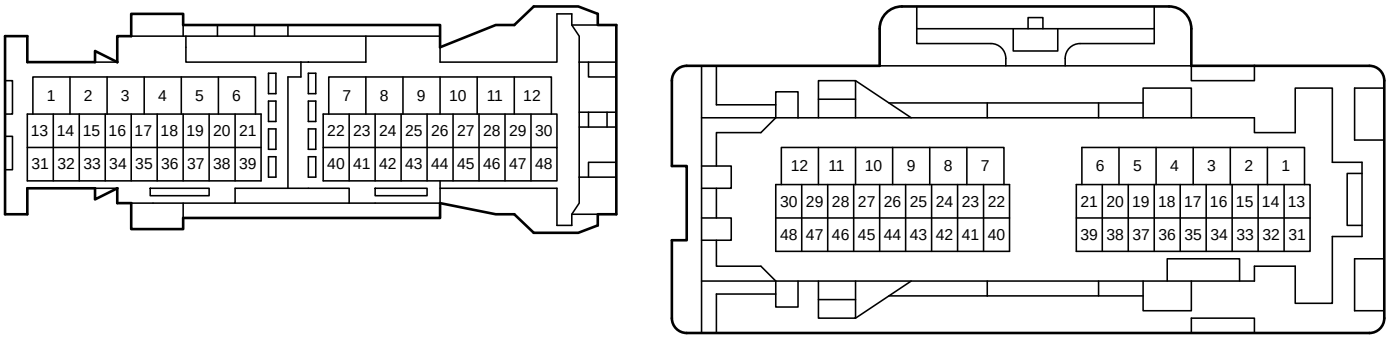

Ao1
Black

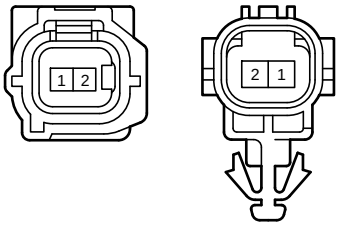

NA1
White

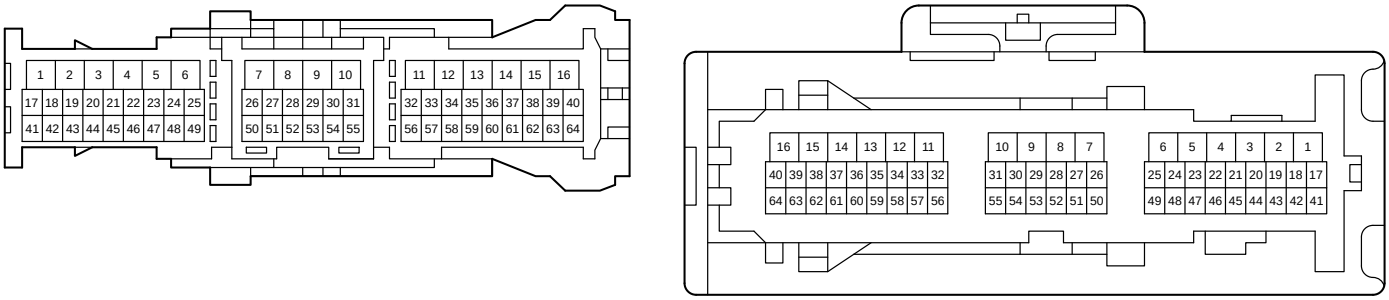

NA2
White

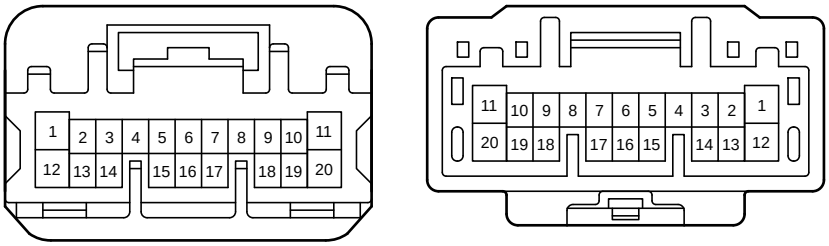

NA3
White

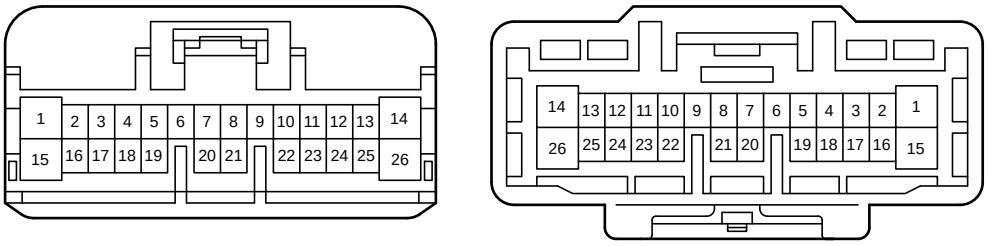

NA4
Gray

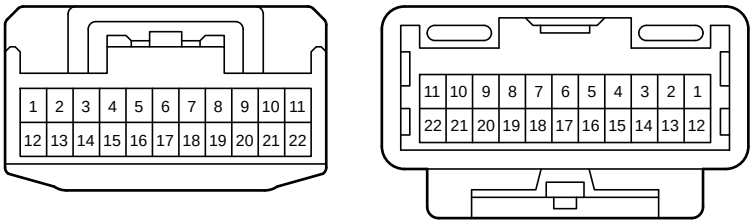

NU2
White

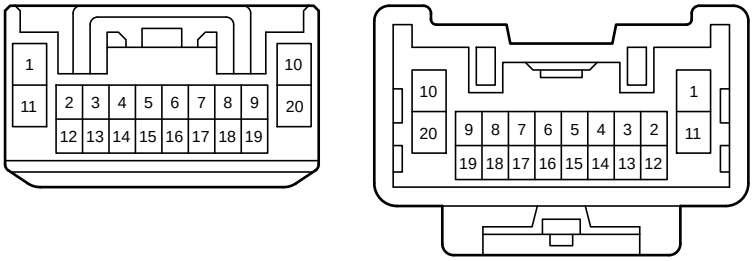

TU1
White

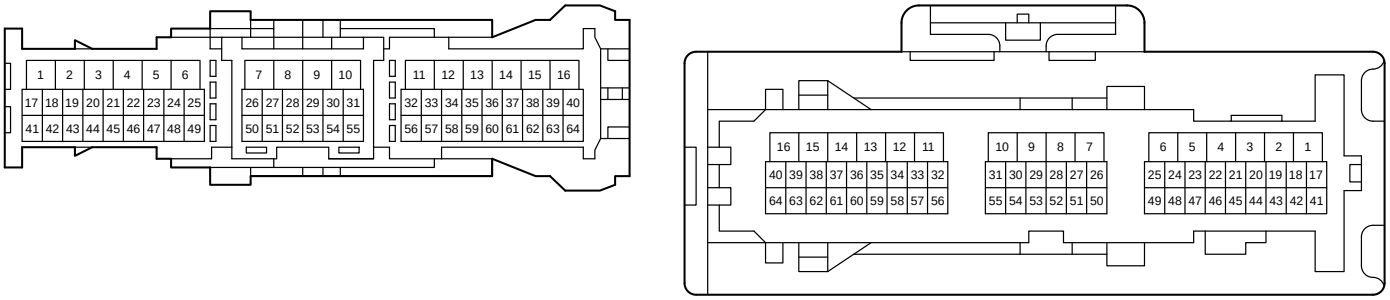

UN1
White

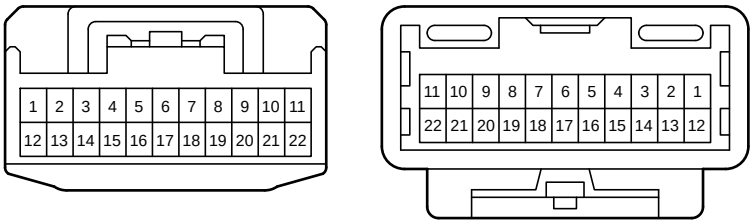

UX2
White

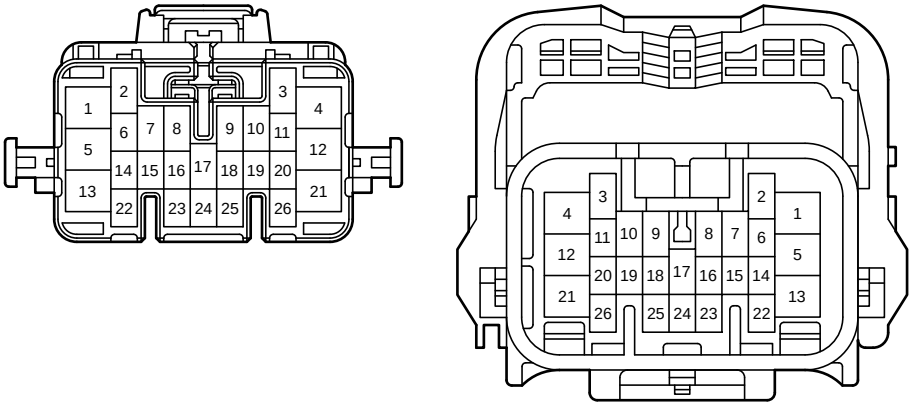

XT1
White

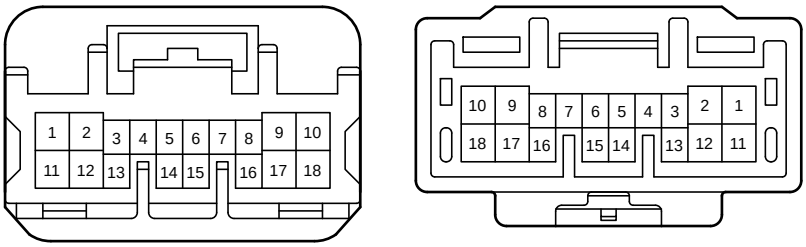
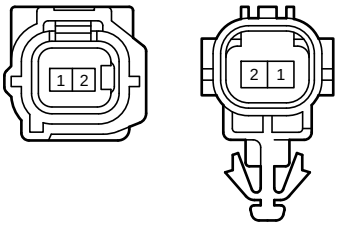
oA2
Black