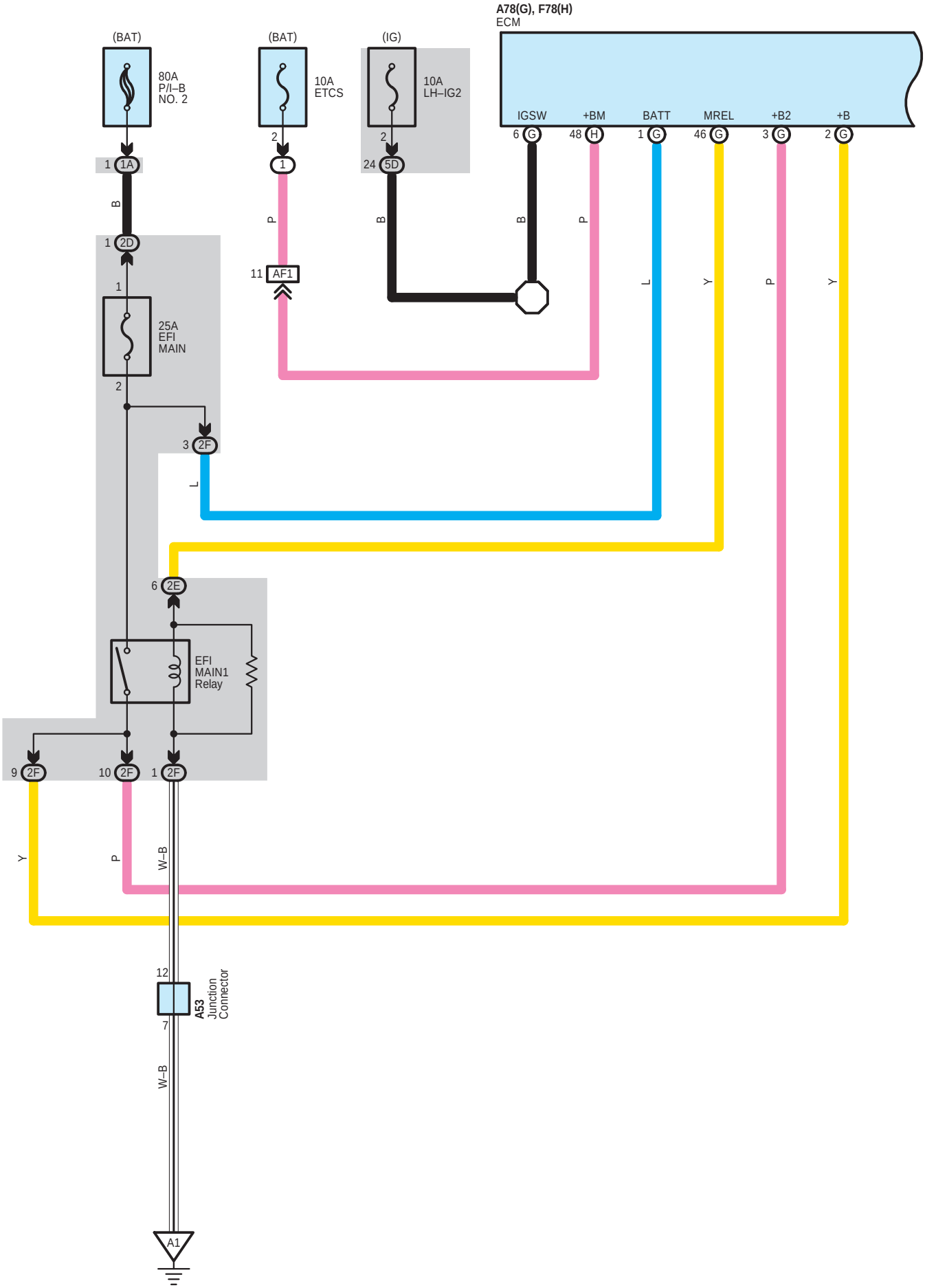
A78(G), F78(H)
ECM
(BAT)
80A
P/I–B
NO. 2
(BAT)
10A
ETCS
(IG)
10A
LH–IG2
IGSW
+BM
BATT
MREL
+B2
+B
6 G
48 H
1 G
46 G
3 G
2 G
1 1A
2 1
2 24 5D
B
P
B
B
P
L
Y
P
Y
1 2D
11 AF1
1
25A
EFI
MAIN
2
3 2F
L
6 2E
EFI
MAIN1
Relay
9 2F
10 2F
1 2F
Y
P
W–B
12
A53
Junction
Connector
7
W–B
A1

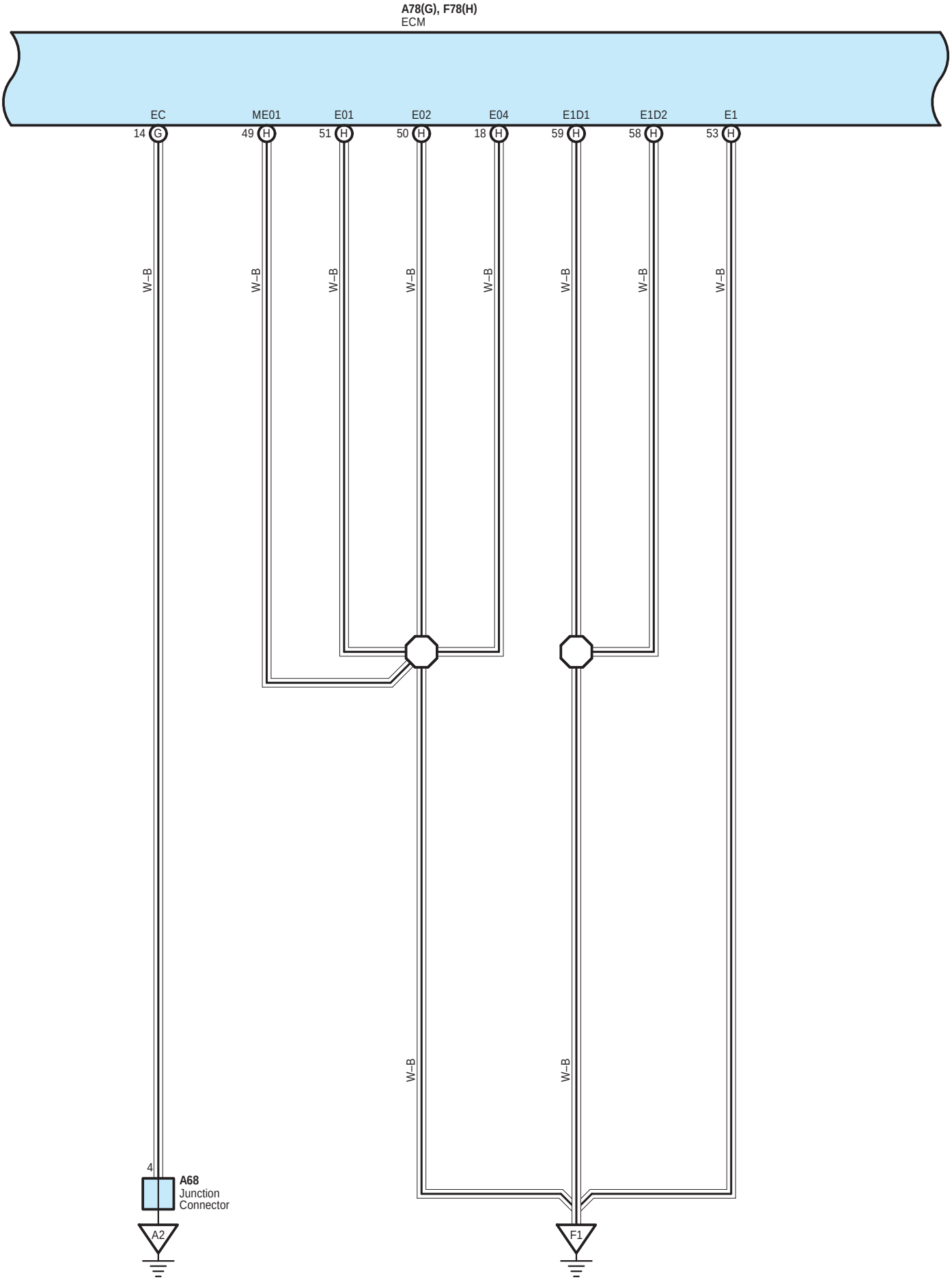
A78(G), F78(H)
ECM
EC
ME01
E01
E02
E04
E1D1
E1D2
E1
14 G
49 H
51 H
50 H
18 H
59 H
58 H
53 H
W–B
W–B
W–B
W–B
W–B
W–B
W–B
W–B
W–B
W–B
4
A68
Junction
Connector
A2
F1

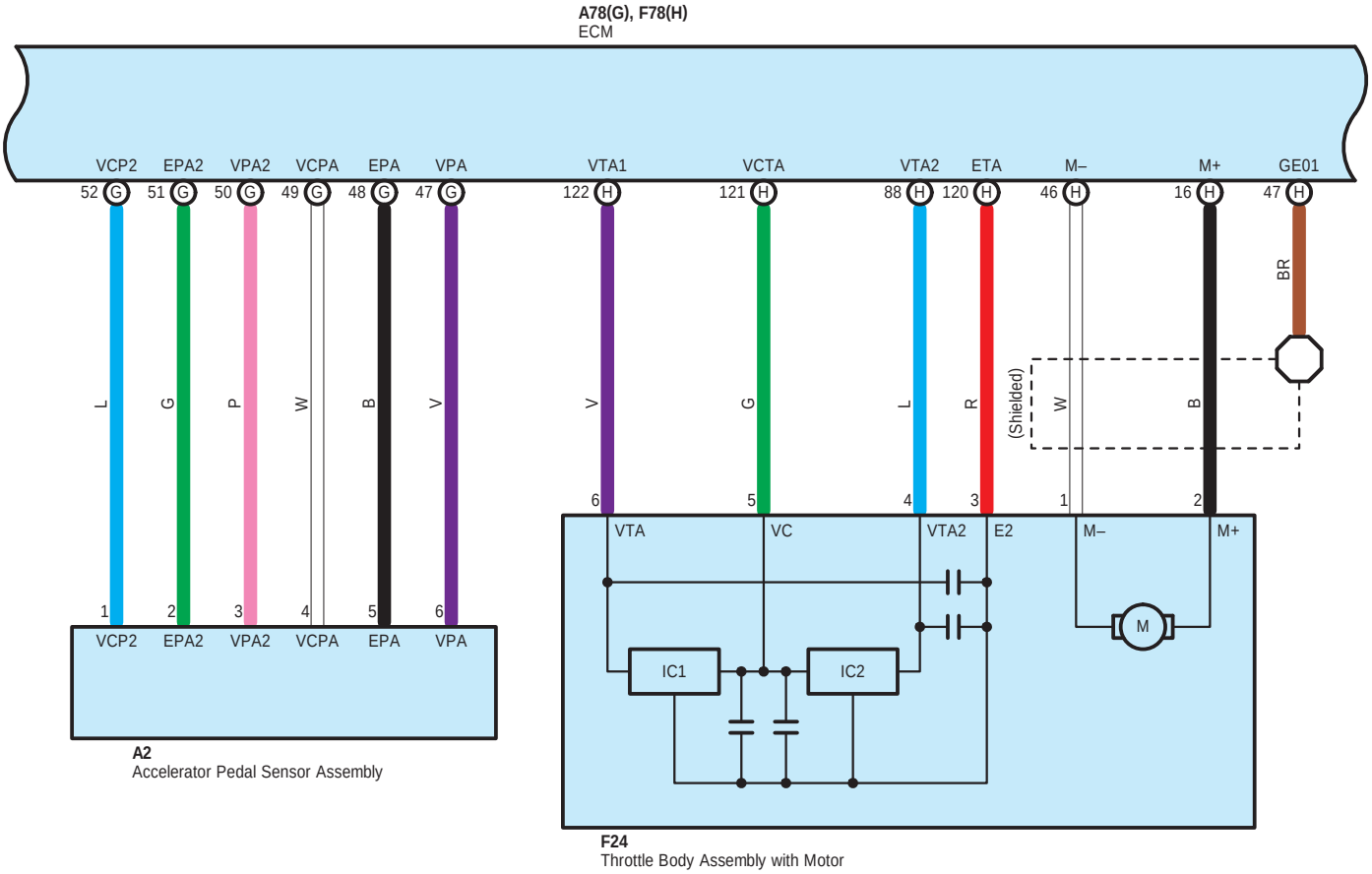
A78(G), F78(H)
ECM
VCP2
EPA2
VPA2
VCPA
EPA
VPA
VTA1
VCTA
VTA2
ETA
M–
M+
GE01
52 G
51 G
50 G
49 G
48 G
47 G
122 H
121 H
88 H
120 H
46 H
16 H
47 H
L
G
P
W
B
V
V
G
L
R
(Shielded)
W
B
BR
6
5
4
3
1
2
VTA
VC
VTA2
E2
M–
M+
1
2
3
4
5
6
VCP2
EPA2
VPA2
VCPA
EPA
VPA
IC1
IC2
M
A2
Accelerator Pedal Sensor Assembly
F24
Throttle Body Assembly with Motor

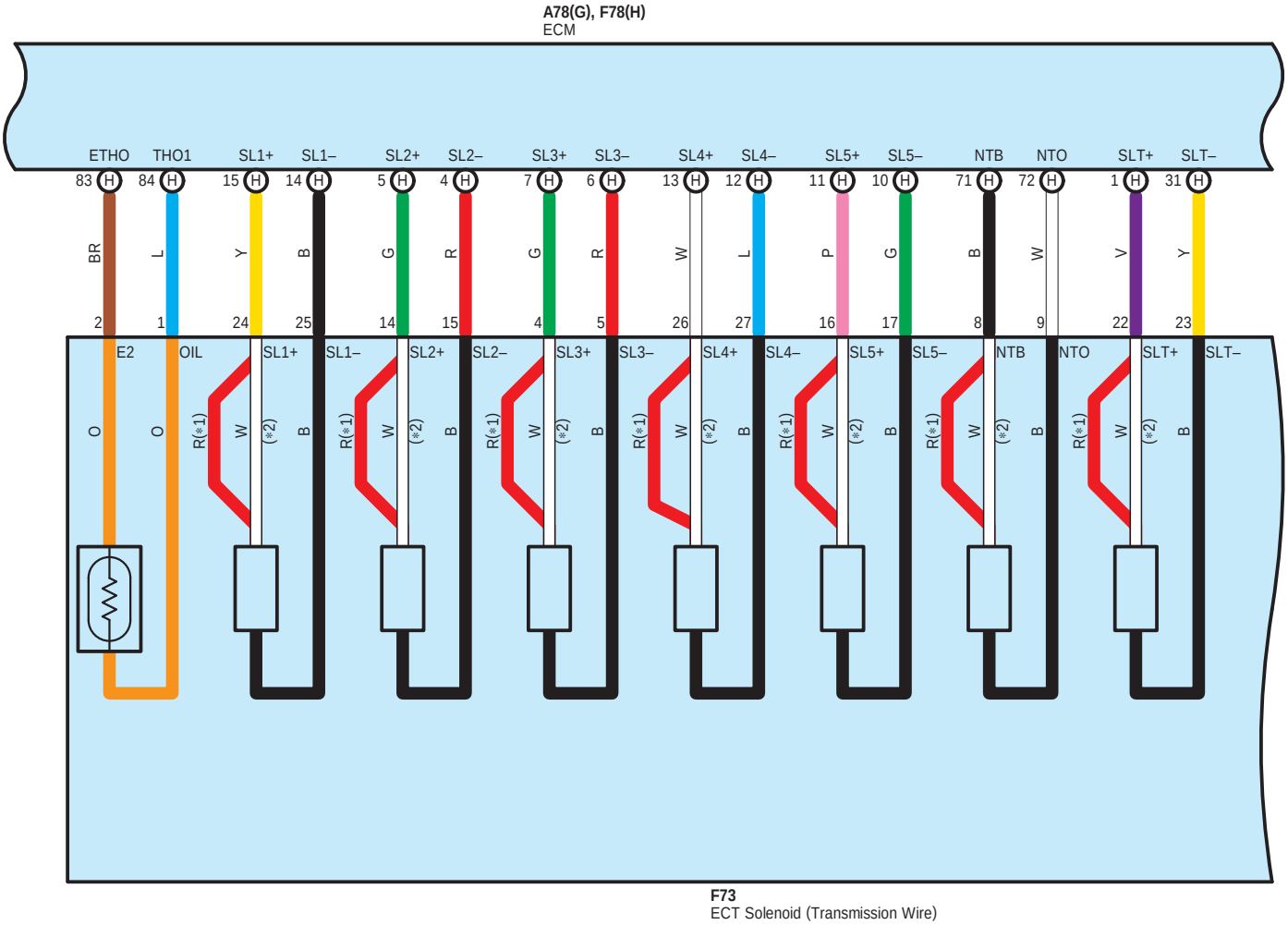

* 1 : w/ Stop & Start System
* 2 : w/o Stop & Start System

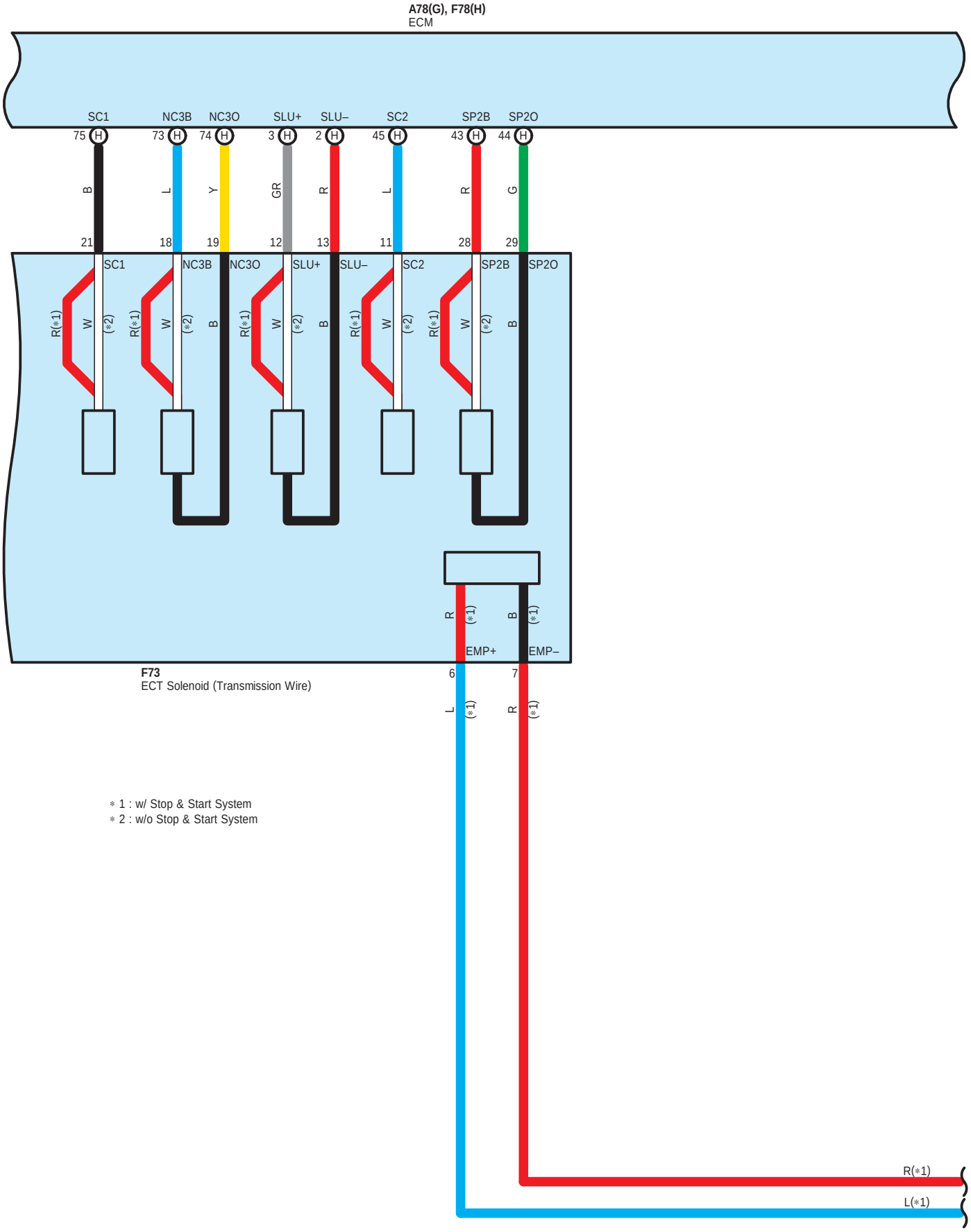
A78(G), F78(H)
ECM
SC1
NC3B
NC3O
SLU+
SLU–
SC2
SP2B
SP2O
75 H
73 H
74 H
3 H
2 H
45 H
43 H
44 H
B
L
Y
GR
R
L
R
G
21
18
19
12
13
11
28
29
R(∗1)
W
(∗2)
B
R
(∗1)
EMP+
EMP–
F73
ECT Solenoid (Transmission Wire)
6
7
L
R
∗ 1 : w/ Stop & Start System
∗ 2 : w/o Stop & Start System
R(∗1)
L(∗1)

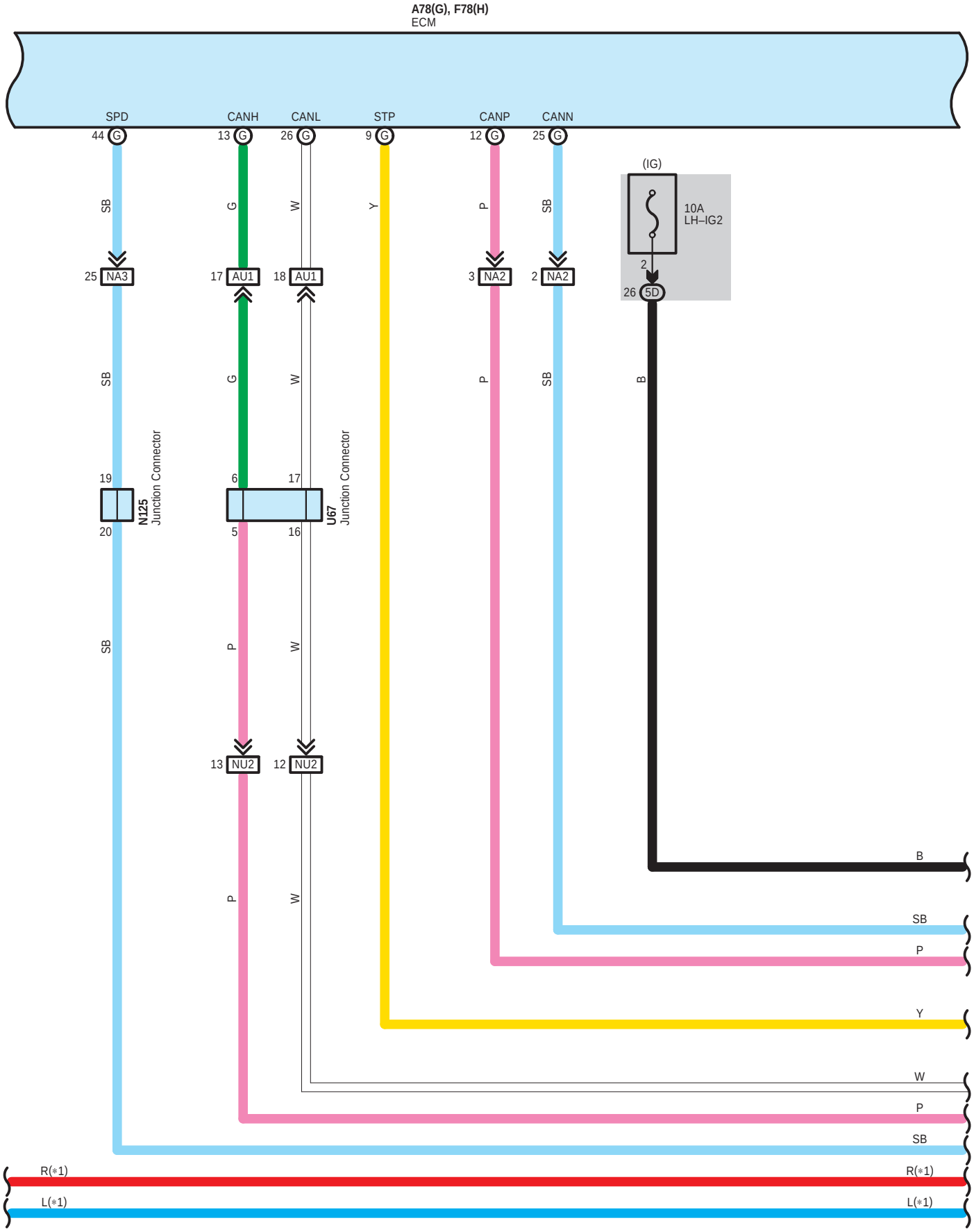
A78(G), F78(H)
ECM
SPD
CANH
CANL
STP
CANP
CANN
44 G
13 G
26 G
9 G
12 G
25 G
(IG)
10A
LH–IG2
2
26 5D
SB
G
W
Y
P
SB
25 NA3
17 AU1
18 AU1
3 NA2
2 NA2
SB
G
W
P
SB
B
19
20
N125
Junction Connector
6
5
17
16
U67
Junction Connector
SB
P
W
13 NU2
12 NU2
B
P
W
SB
P
Y
W
P
SB
R(∗1)
L(∗1)
R(∗1)
L(∗1)

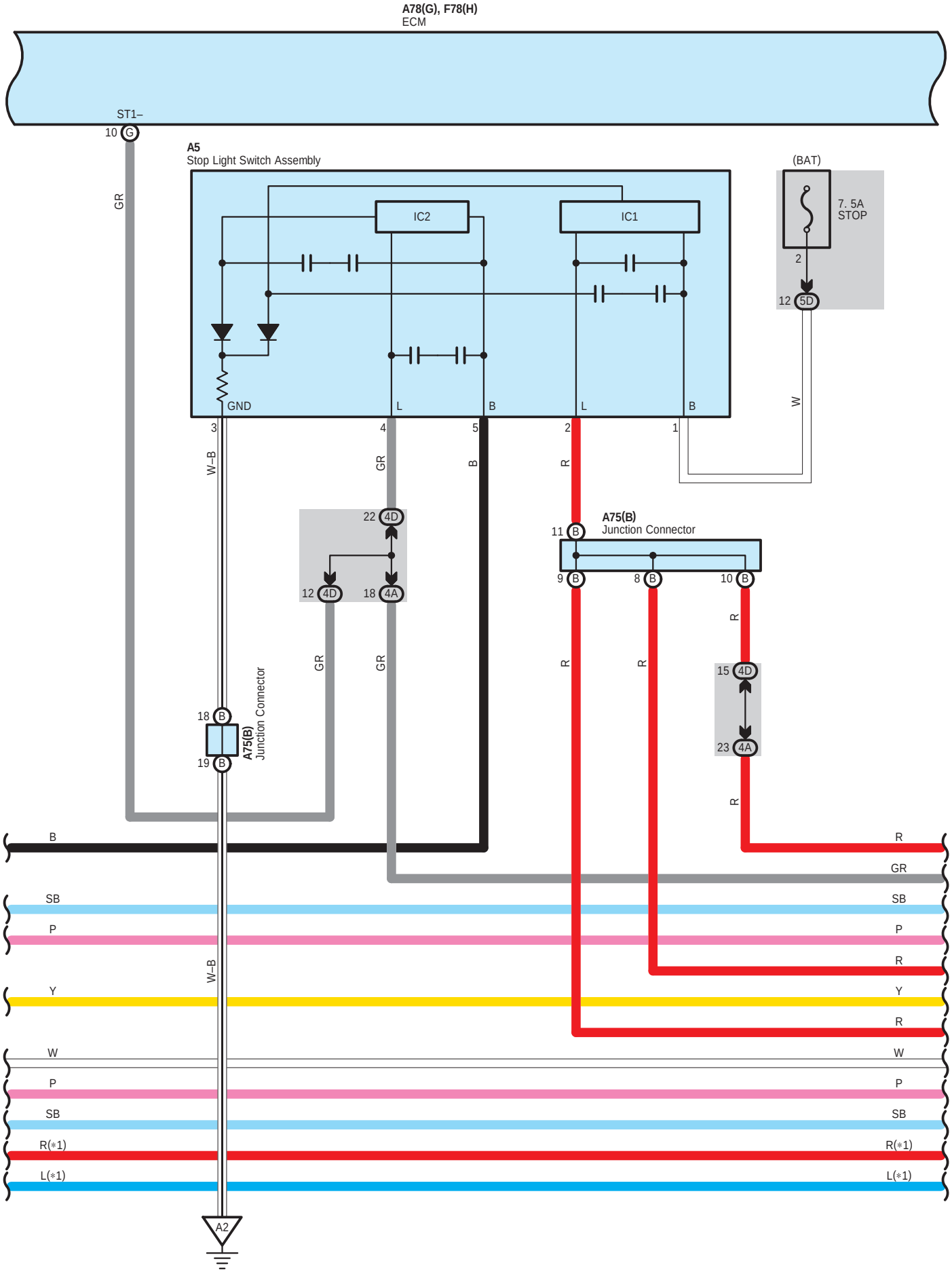
A78(G), F78(H)
ECM
ST1–
10 G
GR
A5
Stop Light Switch Assembly
IC2
IC1
GND
L
B
L
B
(BAT)
7. 5A
STOP
2
12 5D
W
3
4
5
2
1
W–B
GR
B
R
22 4D
12 4D
18 4A
A75(B)
Junction Connector
11 B
9 B
8 B
10 B
R
R
R
15 4D
23 4A
R
GR
GR
18 B
19 B
A75(B)
Junction Connector
B
R
GR
SB
SB
P
P
R
W–B
Y
Y
R
W
W
P
P
SB
SB
R(∗1)
R(∗1)
L(∗1)
L(∗1)
A2

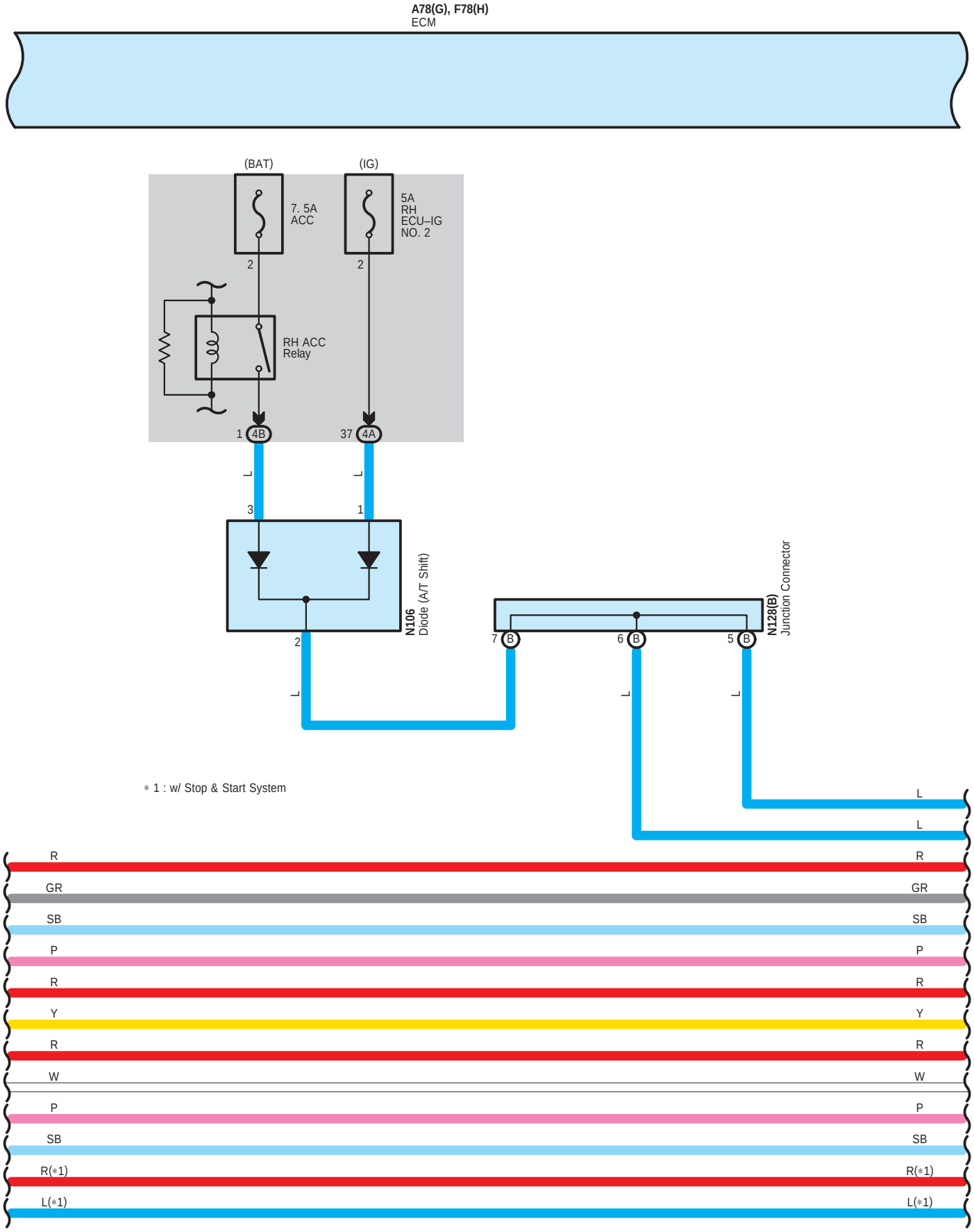
A78(G), F78(H)
ECM
(BAT)
(IG)
7. 5A
ACC
5A
RH
ECU–IG
NO. 2
2
2
RH ACC
Relay
1 4B
37 4A
L
L
3
1
N106
Diode (A/T Shift)
2
L
N128(B)
Junction Connector
7 B
6 B
5 B
L
L
L
L
∗ 1 : w/ Stop & Start System
R
GR
SB
P
R
Y
R
W
P
SB
R(∗1)
L(∗1)
R
GR
SB
P
R
Y
R
W
P
SB
R(∗1)
L(∗1)

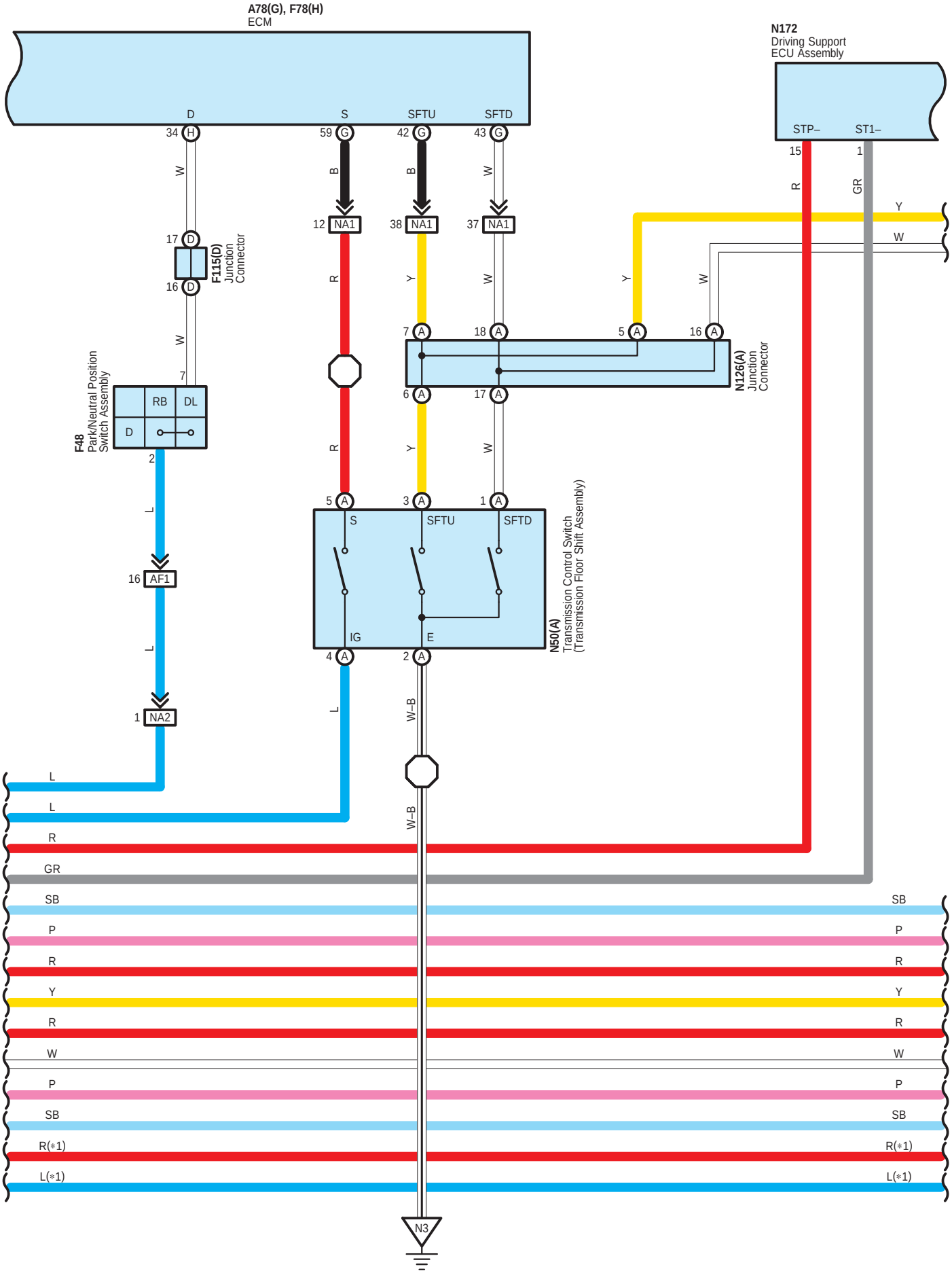
A78(G), F78(H)
ECM
N172
Driving Support
ECU Assembly
D
S
SFTU
SFTD
STP–
ST1–
34 H
59 G
42 G
43 G
15
1
12 NA1
38 NA1
37 NA1
17 D
16 D
F115(D)
Junction
Connector
7 A
18 A
5 A
16 A
6 A
17 A
N126(A)
Junction
Connector
F48
Park/Neutral Position
Switch Assembly
RB
DL
D
2
7
5 A
3 A
1 A
4 A
2 A
IG
E
N50(A)
Transmission Control Switch
(Transmission Floor Shift Assembly)
16 AF1
1 NA2
W–B
N3
L
R
GR
SB
P
Y
W
R(*1)
L(*1)

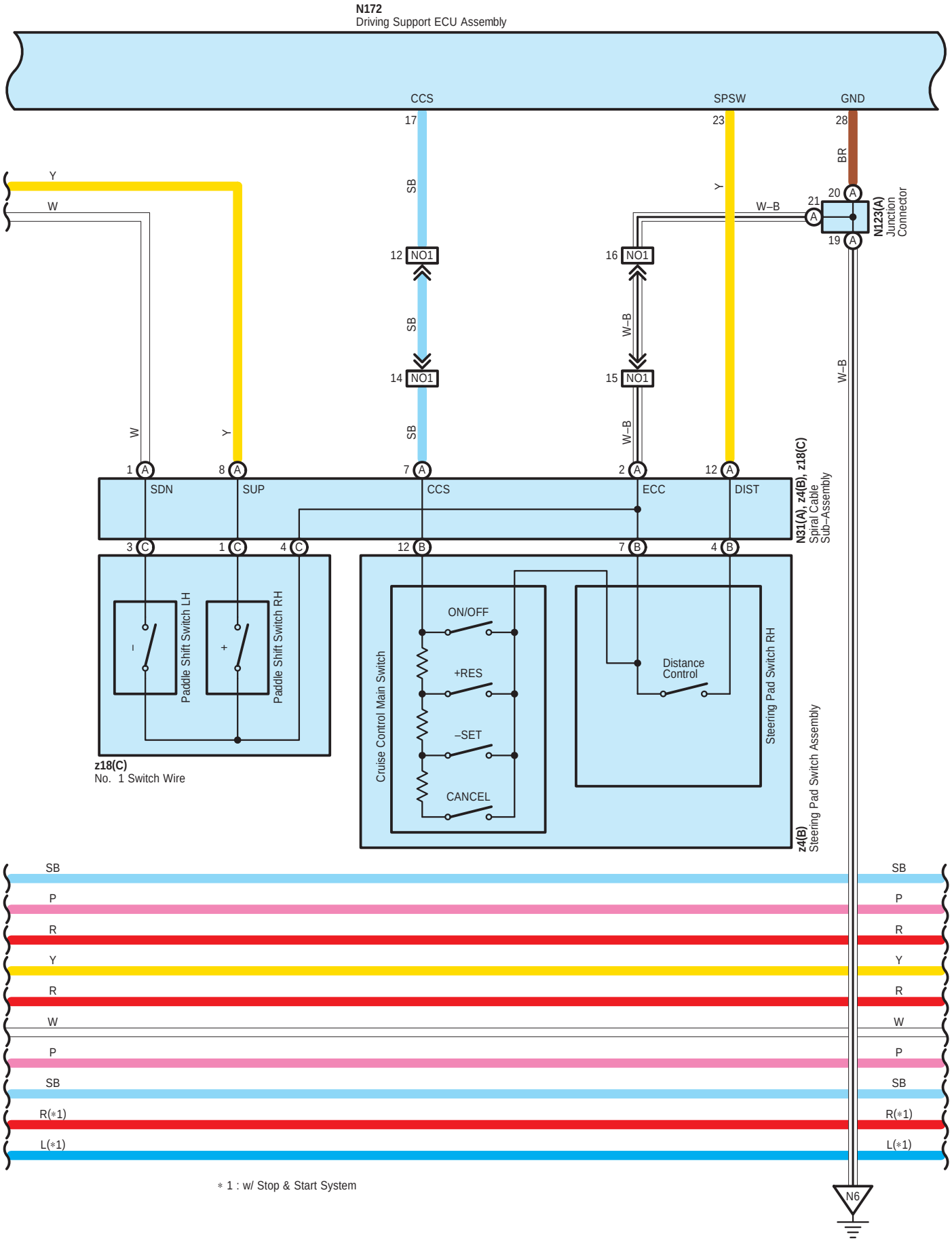

∗ 1 : w/ Stop & Start System

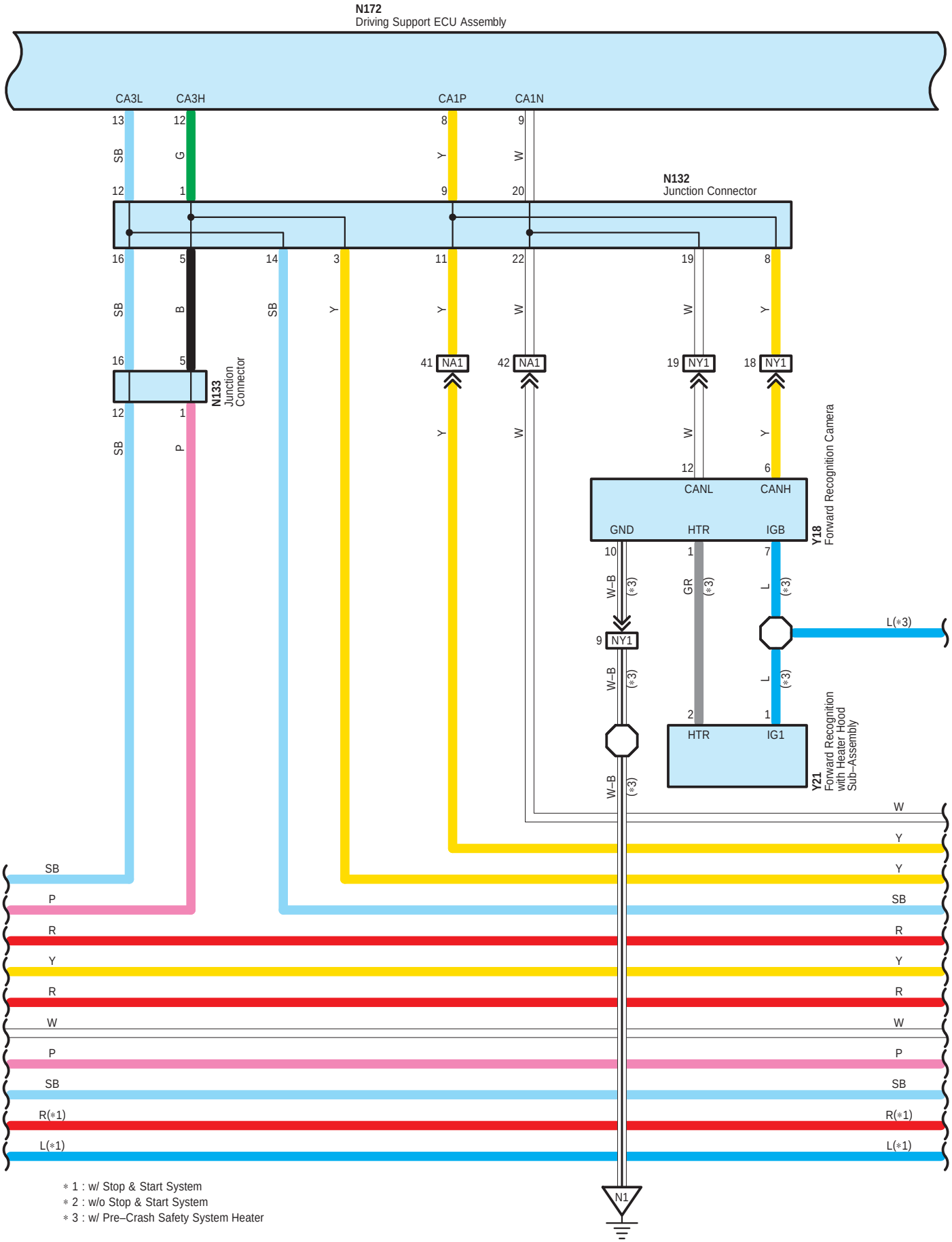
N172
Driving Support ECU Assembly
CA3L
CA3H
CA1P
CA1N
N132
Junction Connector
N133
Junction
Connector
NA1
NY1
CANL
CANH
GND
HTR
IGB
IG1
Y18
Forward Recognition Camera
Y21
Forward Recognition
with Heater Hood
Sub–Assembly
N1
L(∗3)
R(∗1)
L(∗1)
∗ 1 : w/ Stop & Start System
∗ 2 : w/o Stop & Start System
∗ 3 : w/ Pre–Crash Safety System Heater

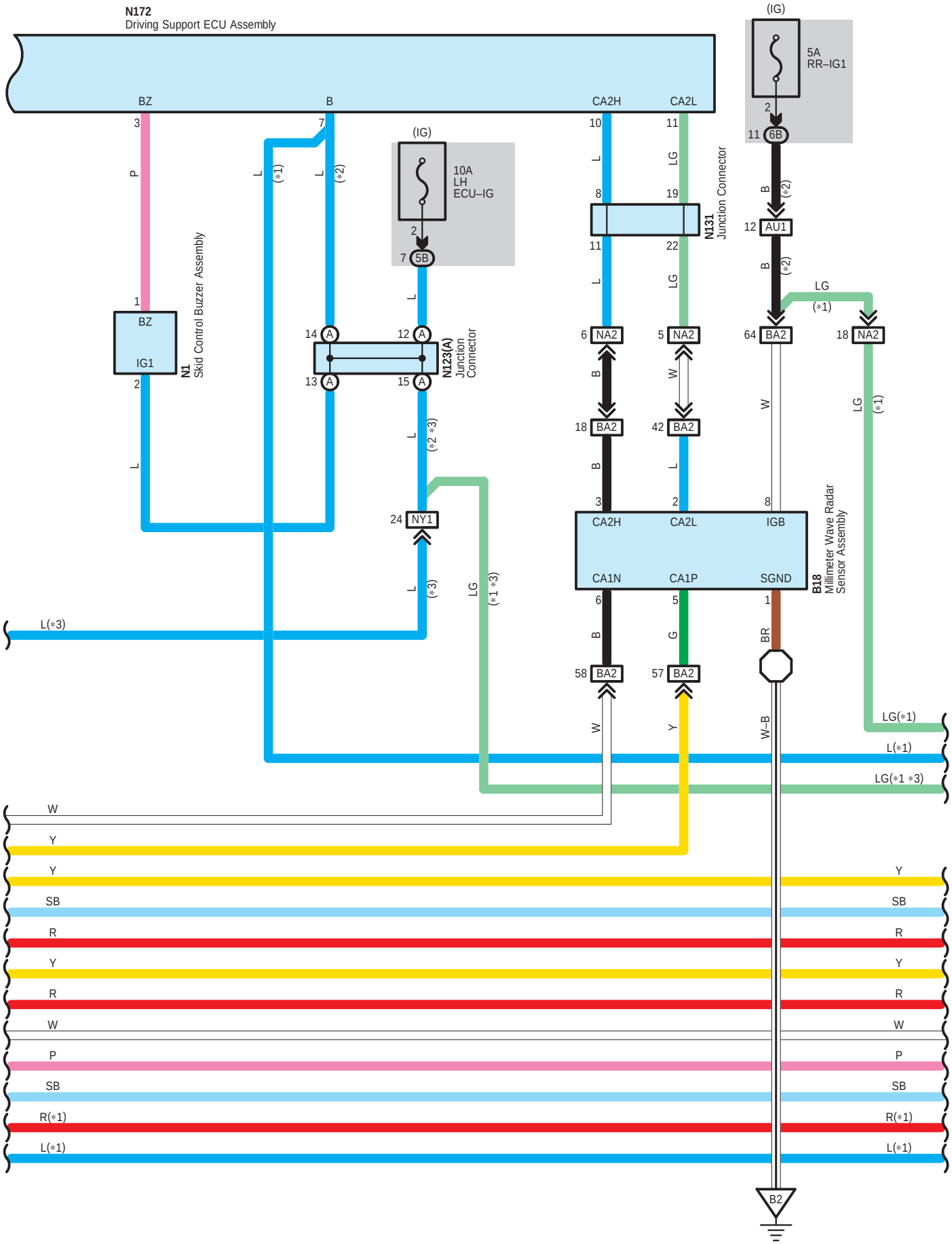
N172
Driving Support ECU Assembly
BZ
B
CA2H
CA2L
(IG)
5A
RR–IG1
6B
(IG)
10A
LH
ECU–IG
5B
N131
Junction Connector
AU1
N1
Skid Control Buzzer Assembly
IG1
N123(A)
Junction Connector
NA2
BA2
NY1
B18
Millimeter Wave Radar
Sensor Assembly
CA1N
CA1P
IGB
SGND
L(*3)
LG(*1)
L(*1)
LG(*1 *3)
W
Y
SB
R
R(*1)
B2

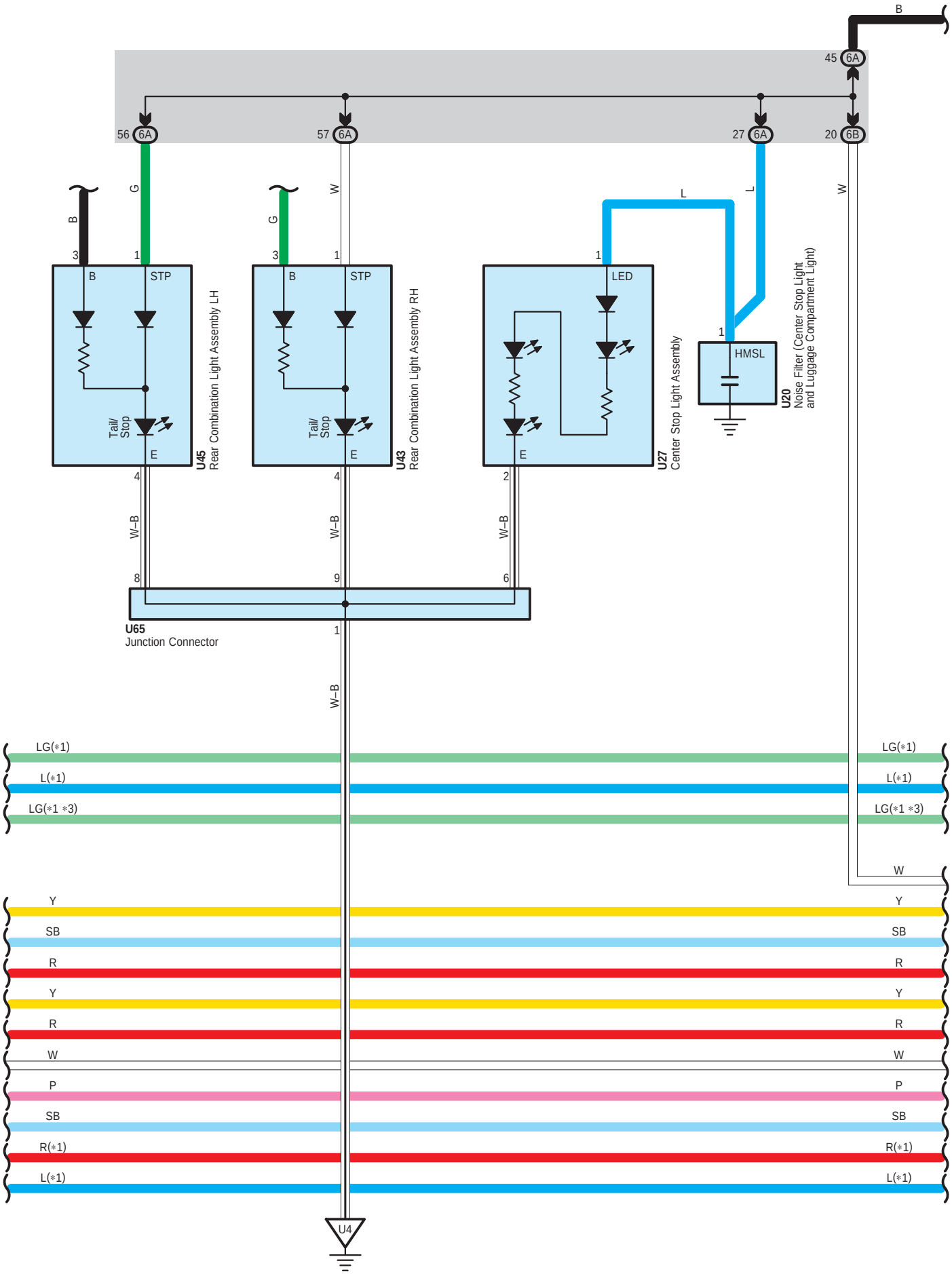
B
45 6A
56 6A
57 6A
27 6A
20 6B
G
W
L
L
W
B
G
3
1
B
STP
Tail/
Stop
E
U45
Rear Combination Light Assembly LH
U43
Rear Combination Light Assembly RH
LED
U27
Center Stop Light Assembly
HMSL
U20
Noise Filter (Center Stop Light
and Luggage Compartment Light)
4
2
W–B
8
9
6
U65
Junction Connector
LG(∗1)
L(∗1)
LG(∗1 ∗3)
Y
SB
R
W
P
R(∗1)
U4

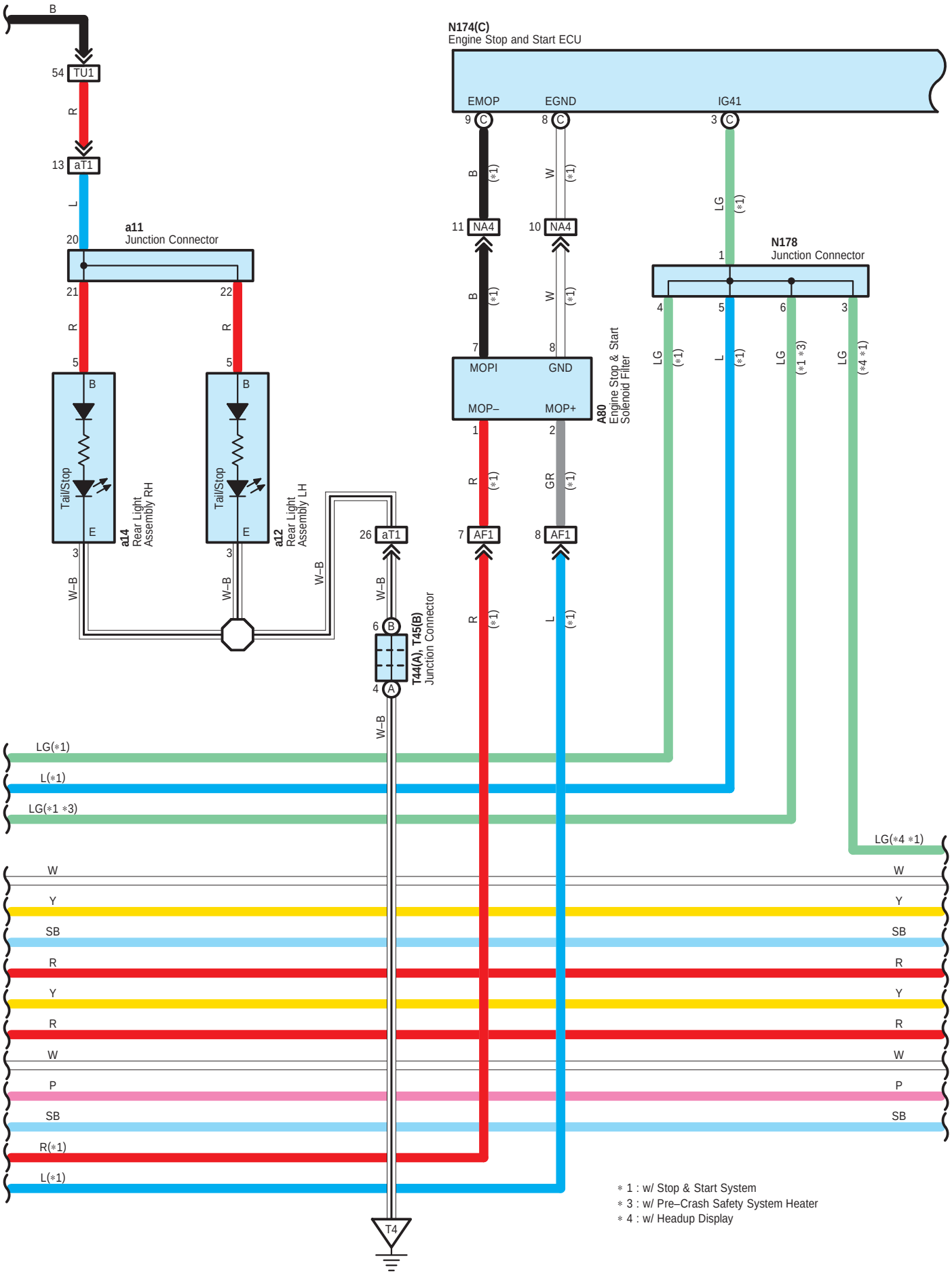

* 1 : w/ Stop & Start System
* 3 : w/ Pre–Crash Safety System Heater
* 4 : w/ Headup Display

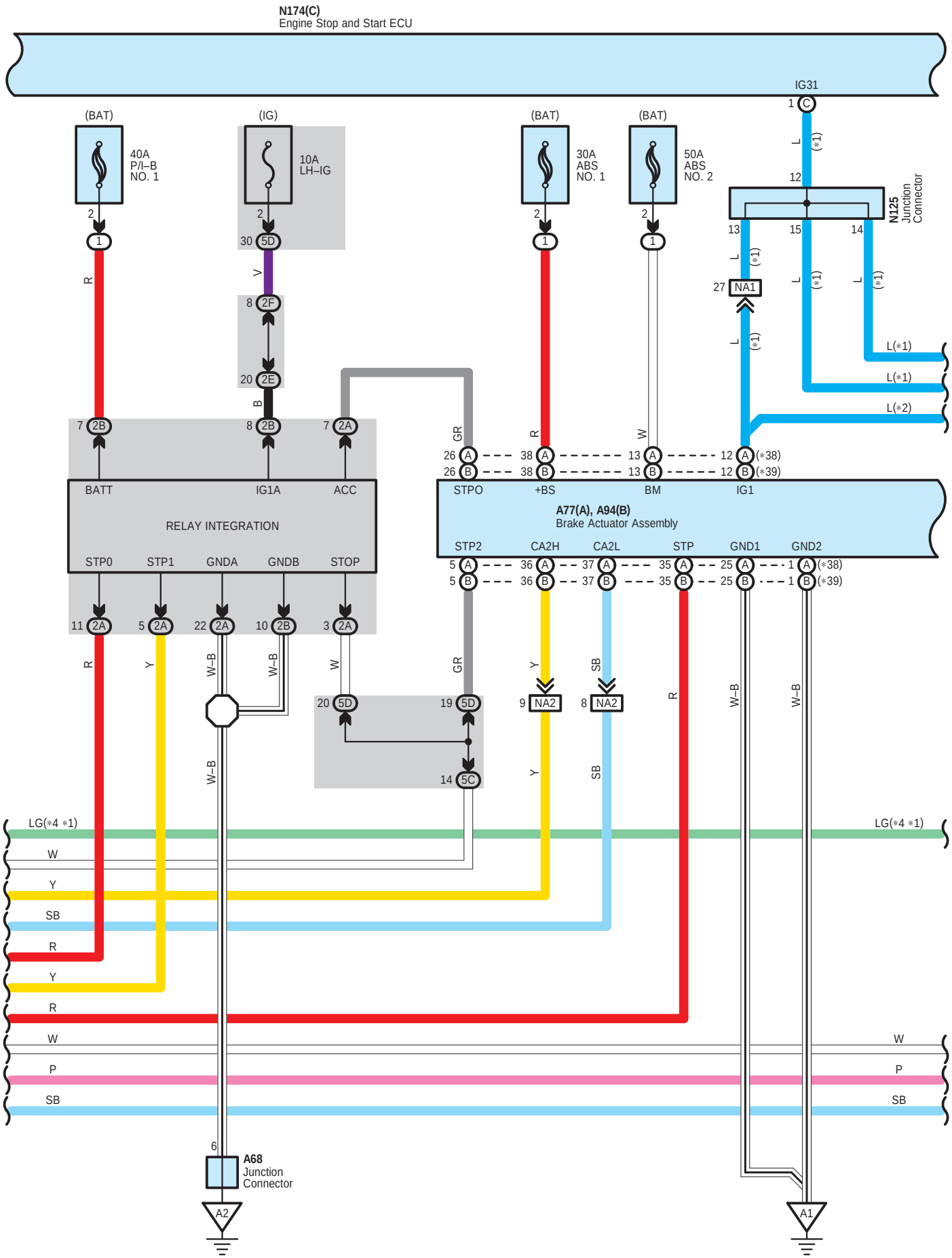
N174(C)
Engine Stop and Start ECU
IG31
(BAT)
40A
P/I–B
NO. 1
(IG)
10A
LH–IG
(BAT)
30A
ABS
NO. 1
(BAT)
50A
ABS
NO. 2
N125
Junction
Connector
NA1
L(*1)
L(*2)
BATT
IG1A
ACC
RELAY INTEGRATION
STP0
STP1
GNDA
GNDB
STOP
STPO
+BS
BM
IG1
A77(A), A94(B)
Brake Actuator Assembly
STP2
CA2H
CA2L
STP
GND1
GND2
NA2
LG(*4 *1)
A68
Junction
Connector
A2
A1

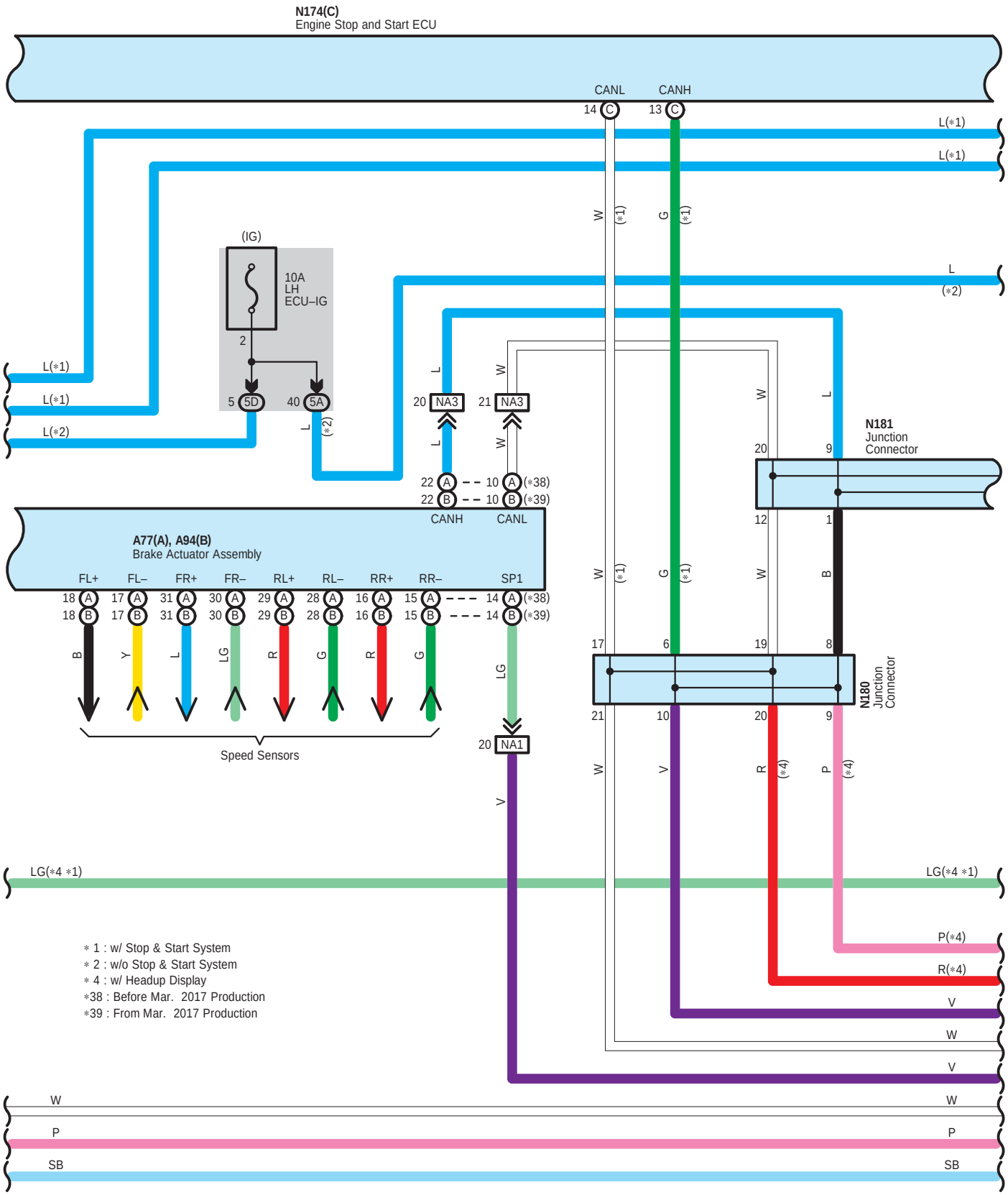

∗ 1 : w/ Stop & Start System
∗ 2 : w/o Stop & Start System
∗ 4 : w/ Headup Display
∗38 : Before Mar. 2017 Production
∗39 : From Mar. 2017 Production

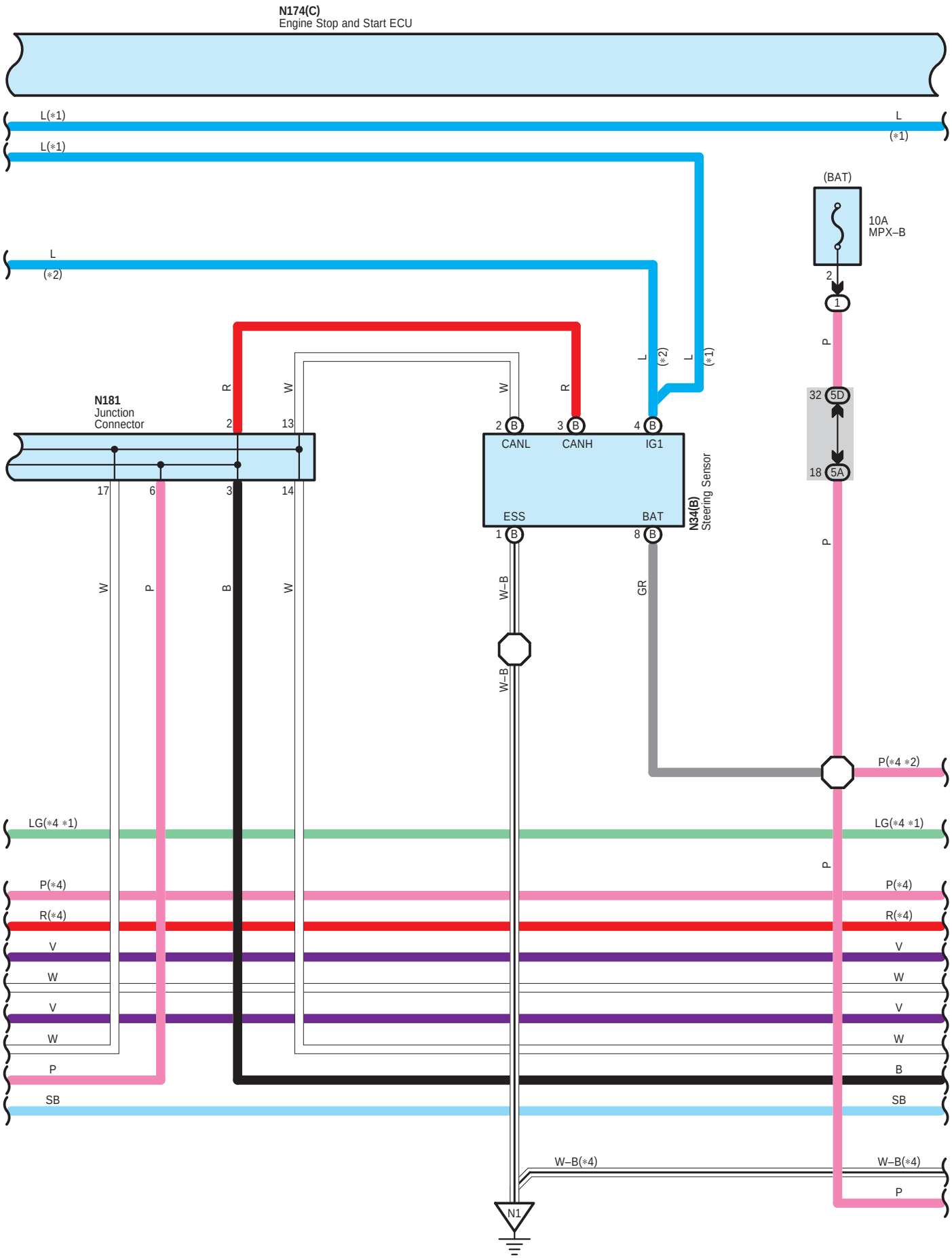
N174(C)
Engine Stop and Start ECU
L(*1)
L
(*1)
L(*1)
(BAT)
10A
MPX–B
L
(*2)
2
1
P
L
(*2)
L
(*1)
R
W
W
R
32
5D
N181
Junction
Connector
2
13
2
B
3
B
4
B
CANL
CANH
IG1
18
5A
17
6
3
14
ESS
BAT
N34(B)
Steering Sensor
1
B
8
B
P
W
P
B
W
W–B
GR
W–B
P(*4 *2)
LG(*4 *1)
LG(*4 *1)
P
P(*4)
P(*4)
R(*4)
R(*4)
V
V
W
W
V
V
W
W
P
B
SB
SB
W–B(*4)
W–B(*4)
P
N1

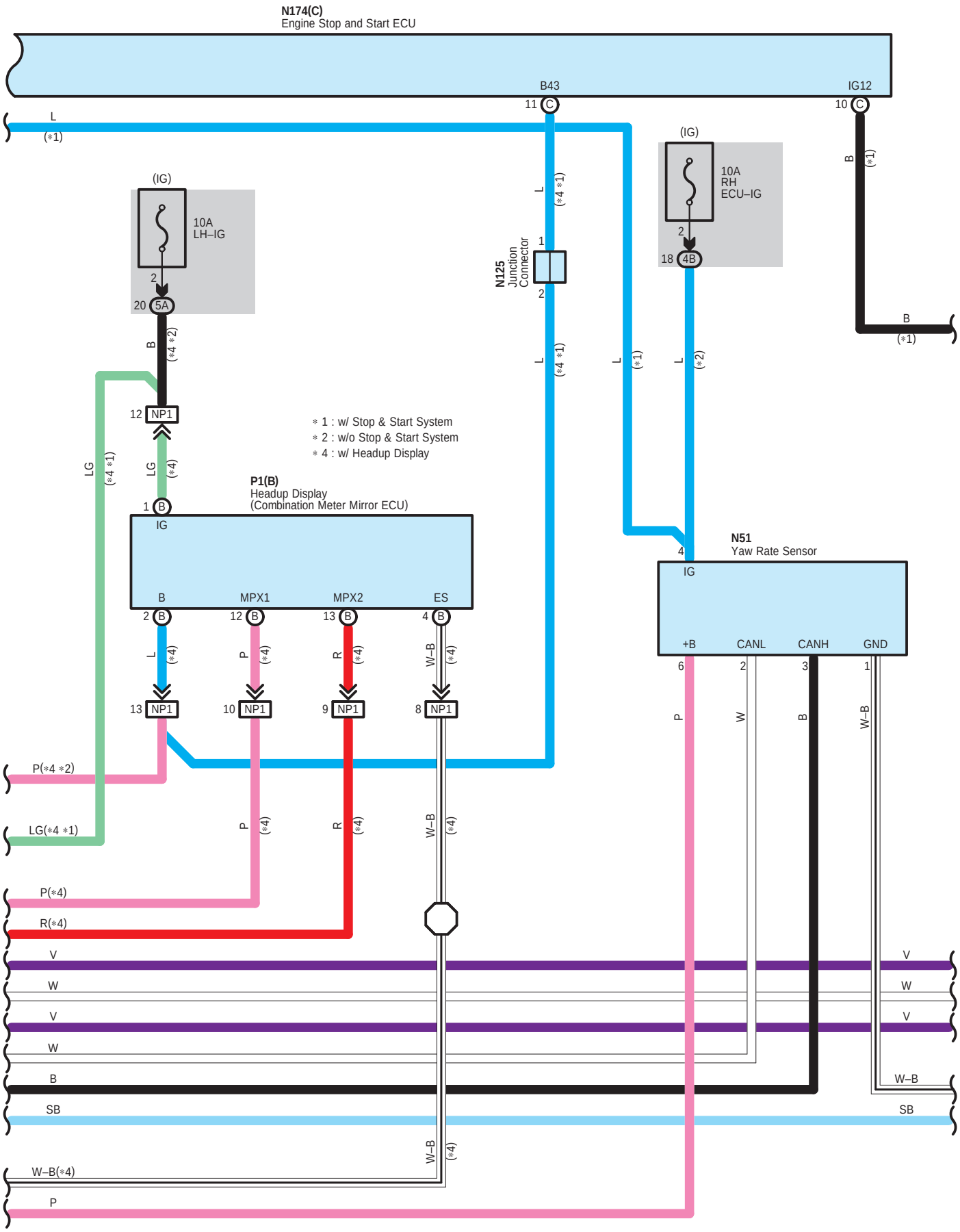
N174(C)
Engine Stop and Start ECU
B43
IG12
(IG)
10A
LH–IG
10A
RH
ECU–IG
N125
Junction
Connector
P1(B)
Headup Display
(Combination Meter Mirror ECU)
N51
Yaw Rate Sensor
∗1 : w/ Stop & Start System
∗2 : w/o Stop & Start System
∗4 : w/ Headup Display
IG
B
MPX1
MPX2
ES
+B
CANL
CANH
GND
NP1
P(∗4 ∗2)
LG(∗4 ∗1)
P(∗4)
R(∗4)
W–B(∗4)

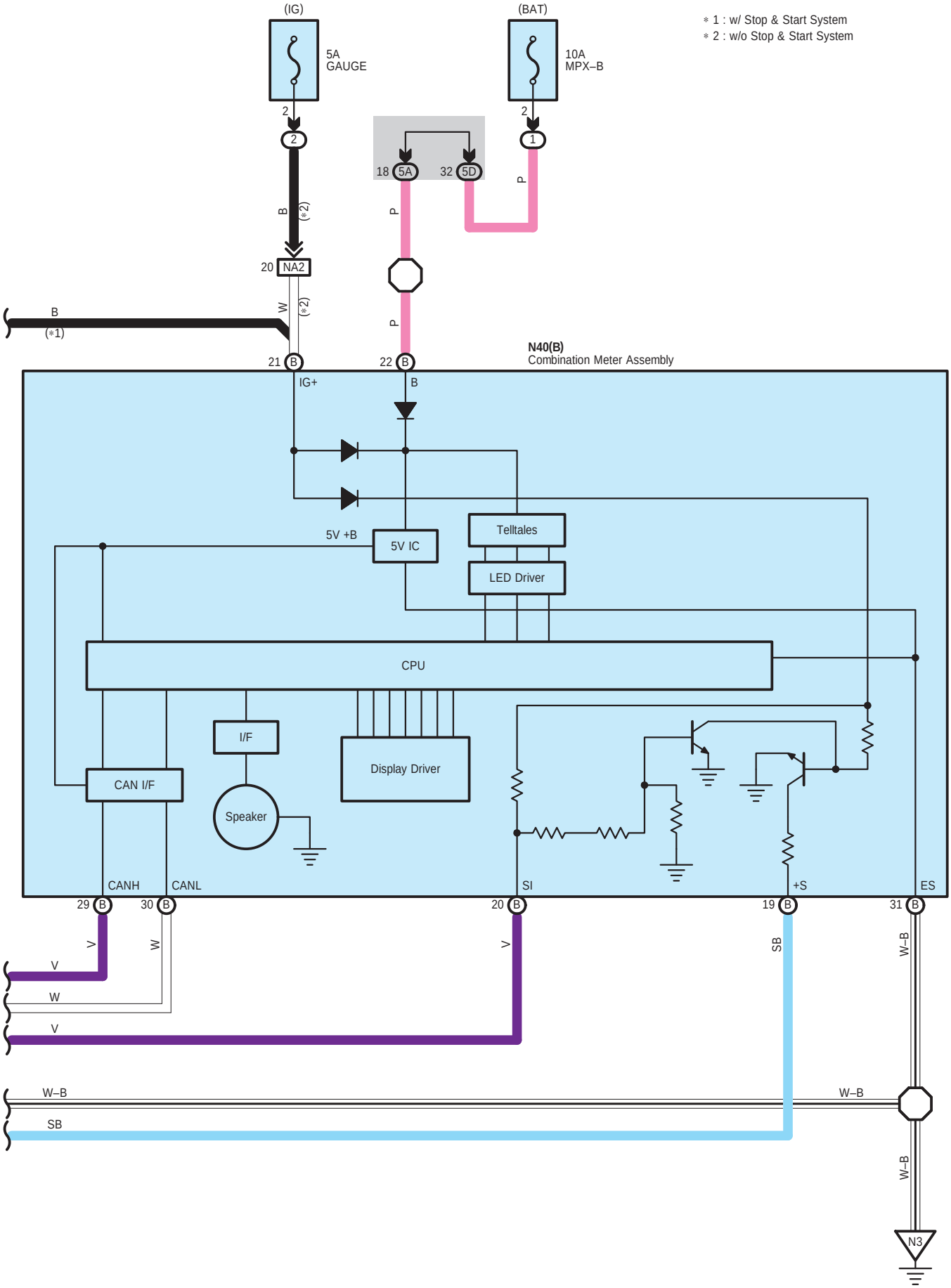
(IG)
5A
GAUGE
(BAT)
10A
MPX–B
∗ 1 : w/ Stop & Start System
∗ 2 : w/o Stop & Start System
2
2
2
1
18 5A
32 5D
B
(∗2)
P
P
P
20 NA2
W
(∗2)
B
(∗1)
21 B
22 B
N40(B)
Combination Meter Assembly
IG+
B
5V +B
5V IC
Telltales
LED Driver
CPU
I/F
Display Driver
CAN I/F
Speaker
CANH
CANL
SI
+S
ES
29 B
30 B
20 B
19 B
31 B
V
W
V
V
W
V
SB
W–B
W–B
W–B
SB
W–B
N3

A 2
Black



A 5
White

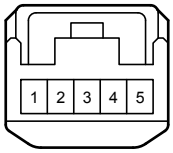

A 53
Black

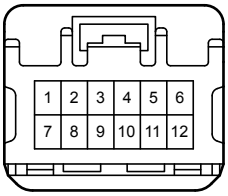

A 68
Gray



A 75
White

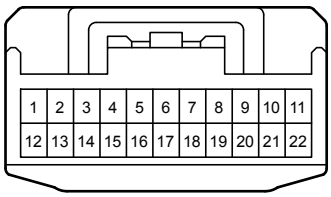

A 77
Black

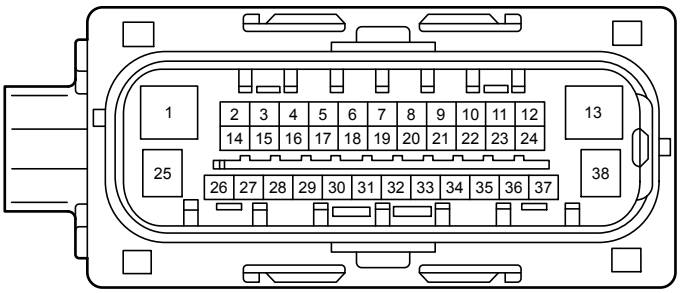

A 78
Black

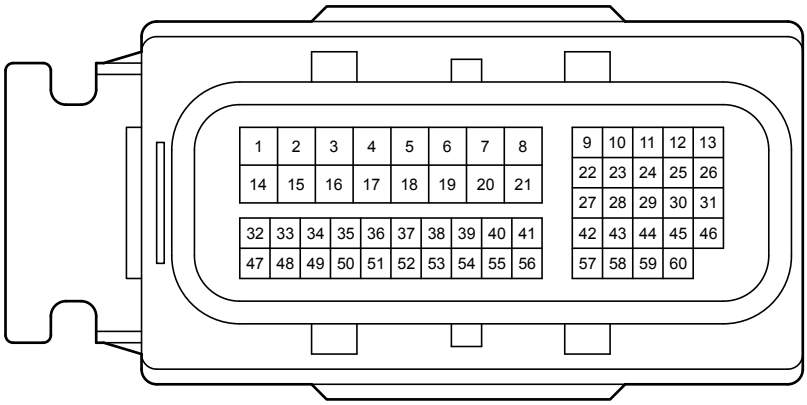

A 80
White

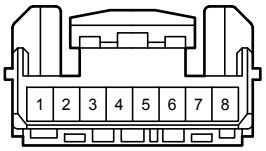

A 94
Black

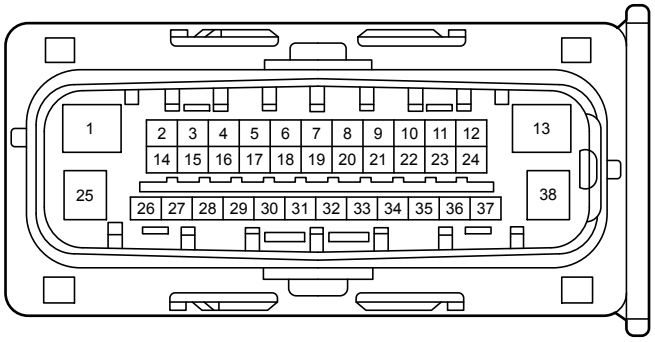

B 18
Black



F 24
Black

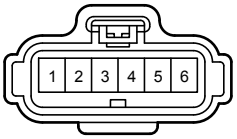

F 48
Black

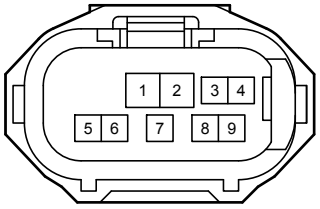

F 73
Gray

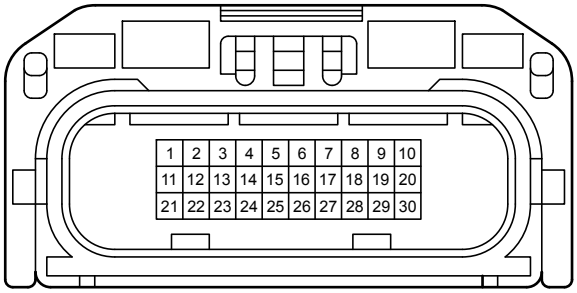

F 78
Black

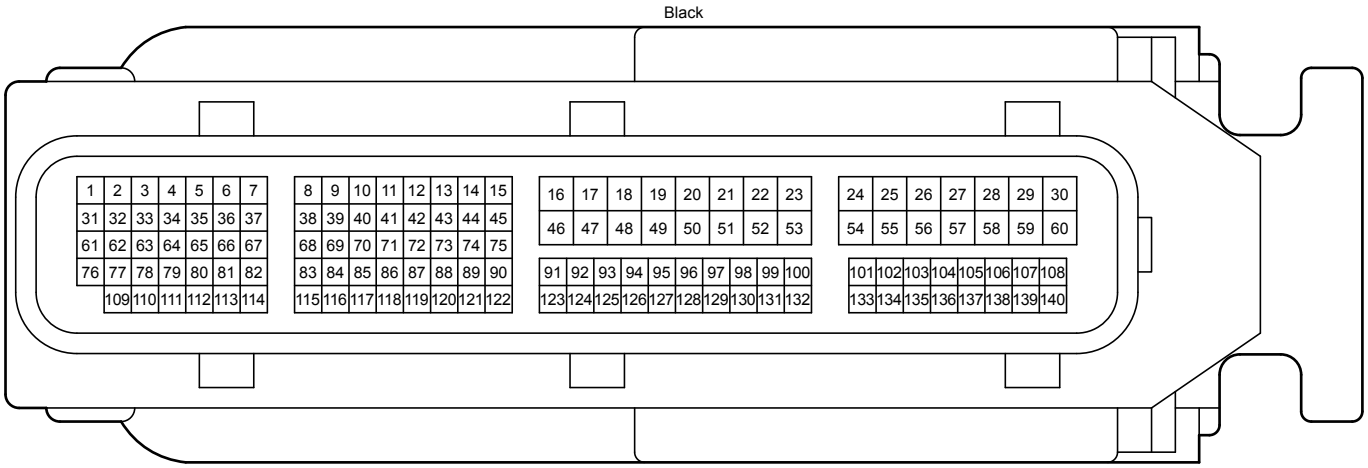

F115
Blue

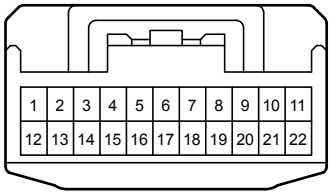

N 1
Blue



N 31
Black

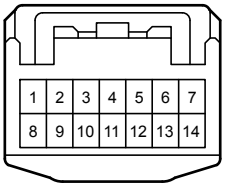

N 34
Black



N 40
Black

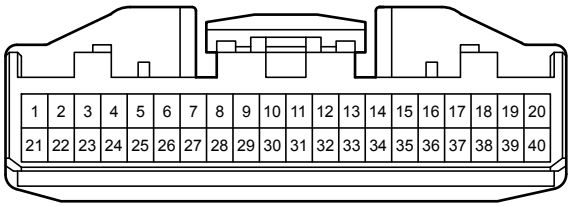

N 50
White

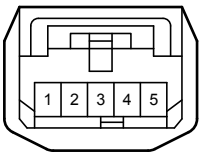

N 51
Black



N106
Gray

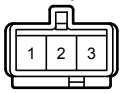

N123
Blue

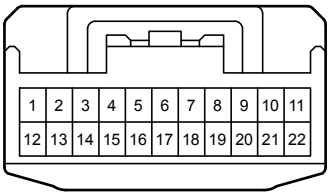

N125
Blue

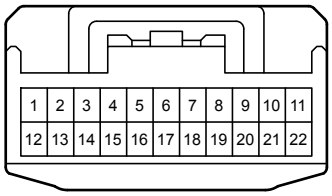

N126
Blue

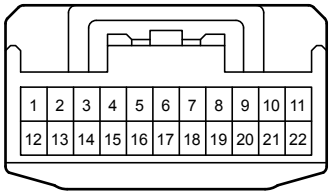

N128
Blue

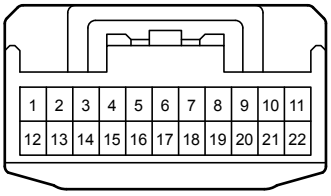

N131
Gray

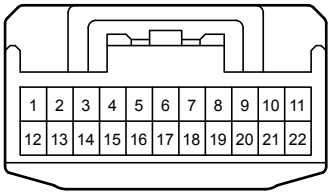

N132
Black

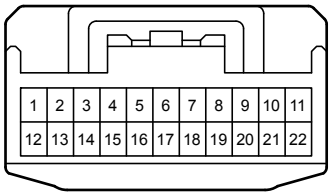

N133
Black

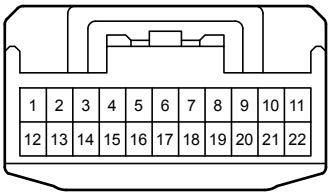

N172
White

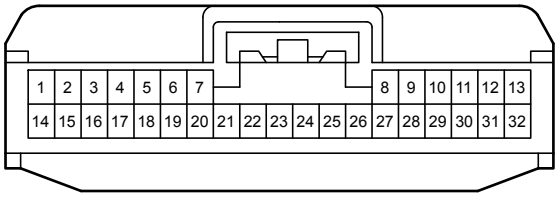

N174
Black

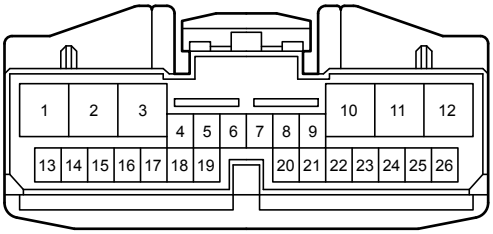

N178
Gray

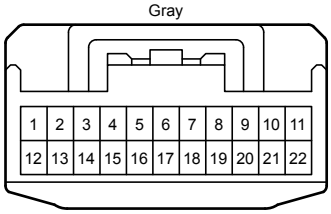

N180
Gray

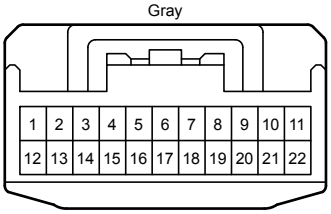

N181
Gray

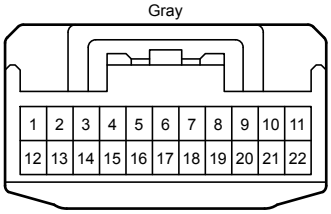

P 1
White

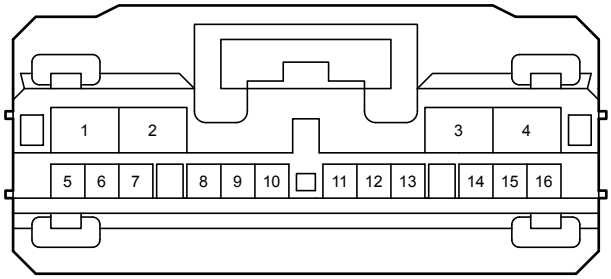

T 44
Blue



T 45
Blue



U 20
Black

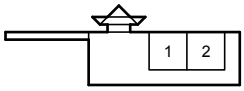

U 27
White

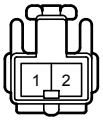

U 43
White

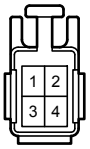

U 45
White

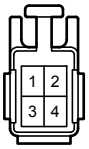

U 65
White

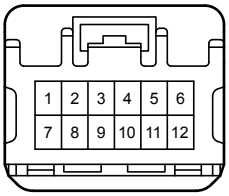

U 67
Gray

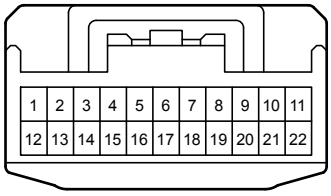

Y 18
Gray

Y 21
Black

a 11
White

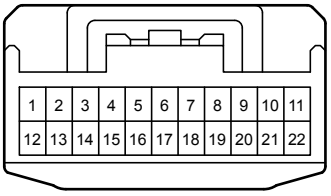

a 12
White

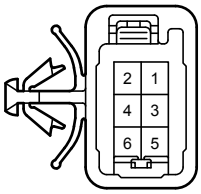

a 14
White

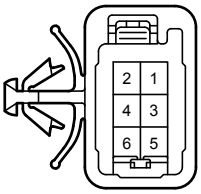

z 4
Black

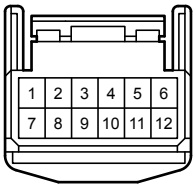

z 18
White

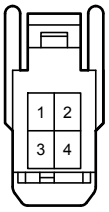

1A

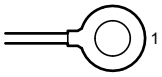

2A
Black

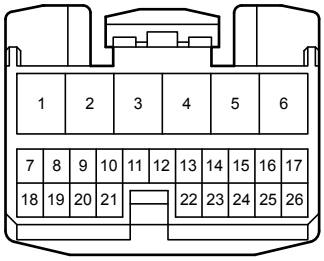

2B
Black

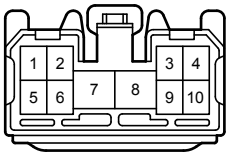

2D
White

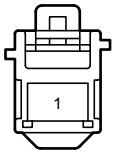

2E
White

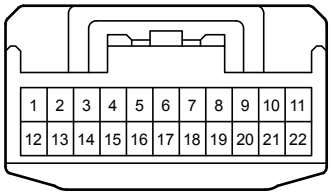

2F
White

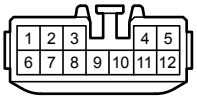

4A
White

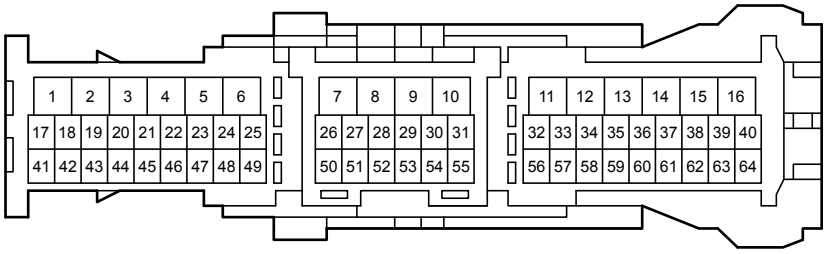

4B
White

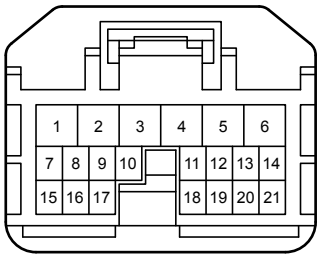

4D
White

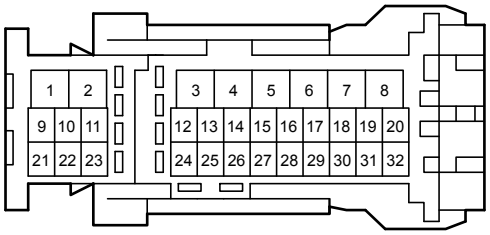

5A
White

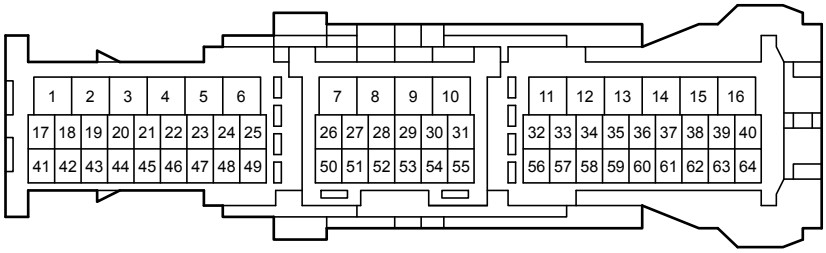

5B
White

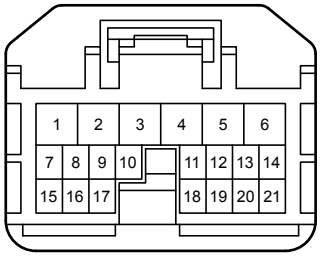

5C
White

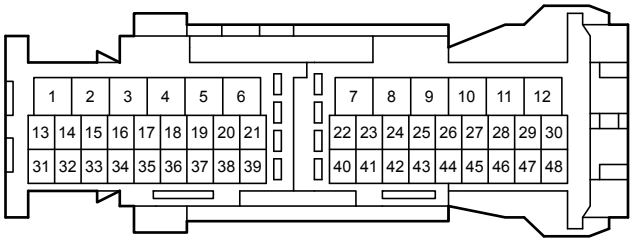

5D
White

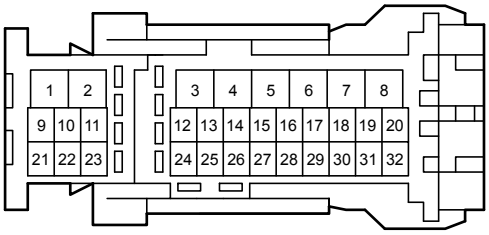

6A
White

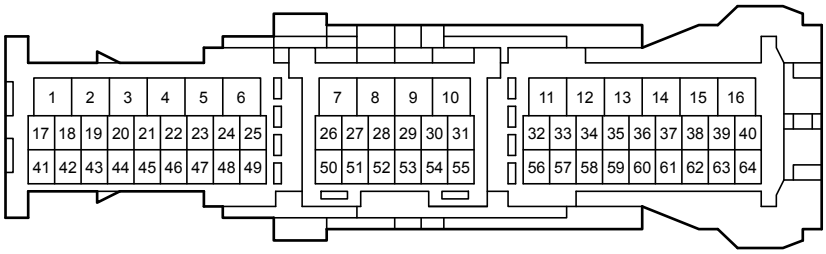

6B
White

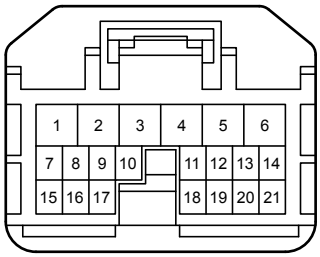

AF1
Gray

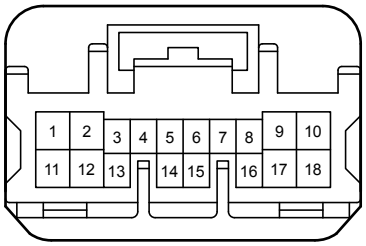

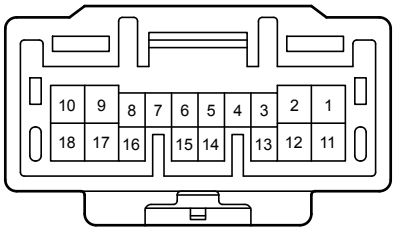

AU1
White

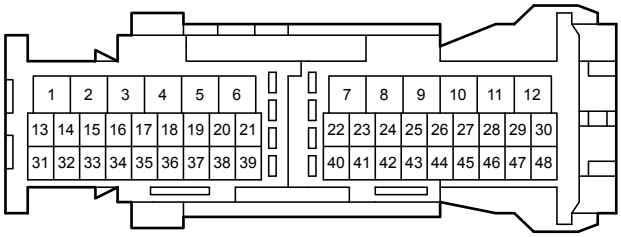

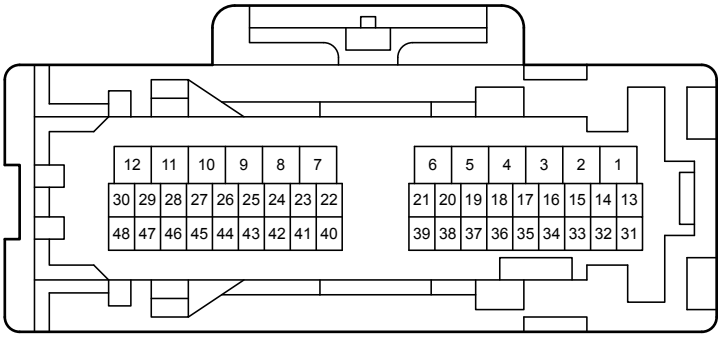

BA2
White

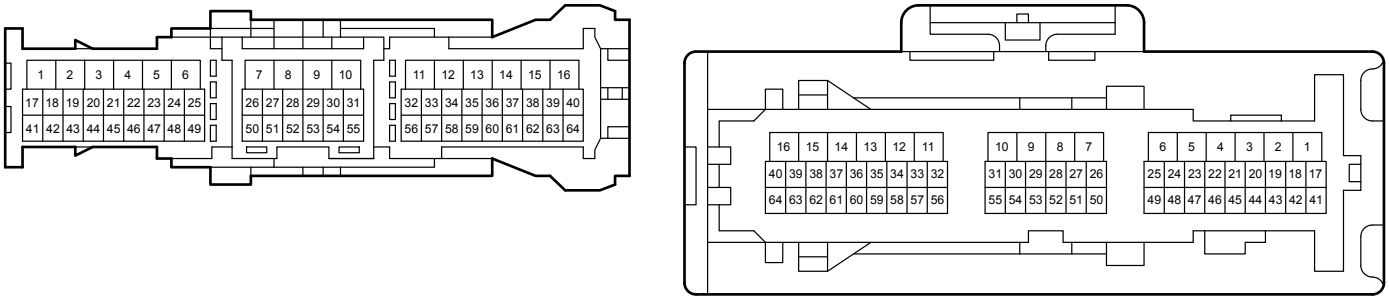

NA1
White

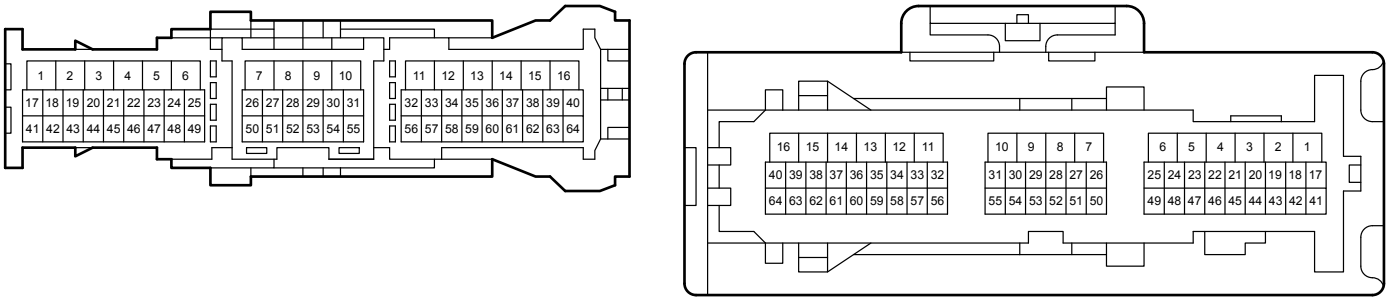

NA2
White

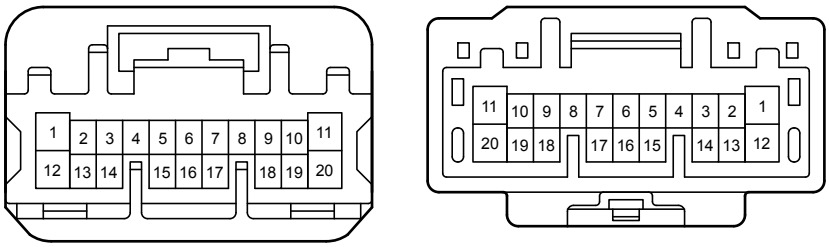

NA3
White

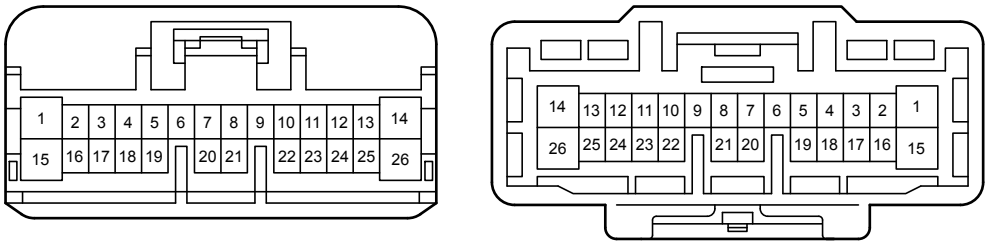

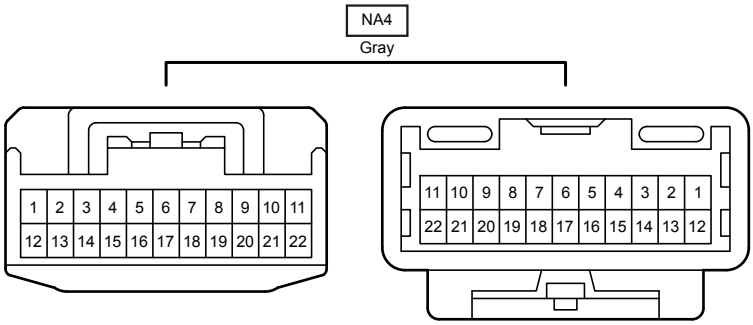
NA4
Gray
1 2 3 4 5 6 7 8 9 10 11
12 13 14 15 16 17 18 19 20 21 22
11 10 9 8 7 6 5 4 3 2 1
22 21 20 19 18 17 16 15 14 13 12

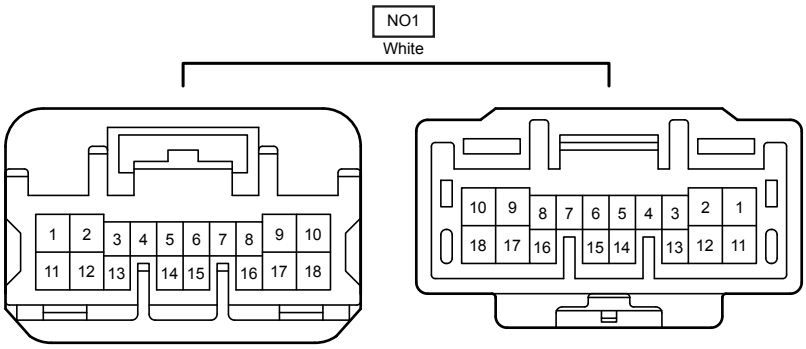
NO1
White
1 2 3 4 5 6 7 8 9 10
11 12 13 14 15 16 17 18
10 9 8 7 6 5 4 3 2 1
18 17 16 15 14 13 12 11

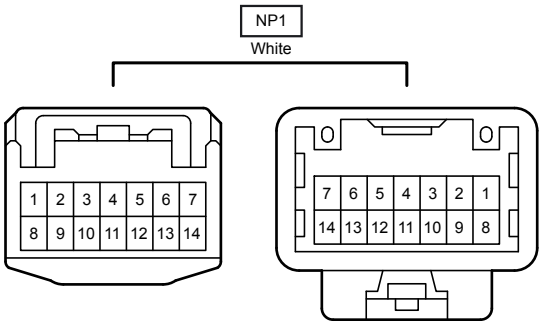
NP1
White
1 2 3 4 5 6 7
8 9 10 11 12 13 14
7 6 5 4 3 2 1
14 13 12 11 10 9 8

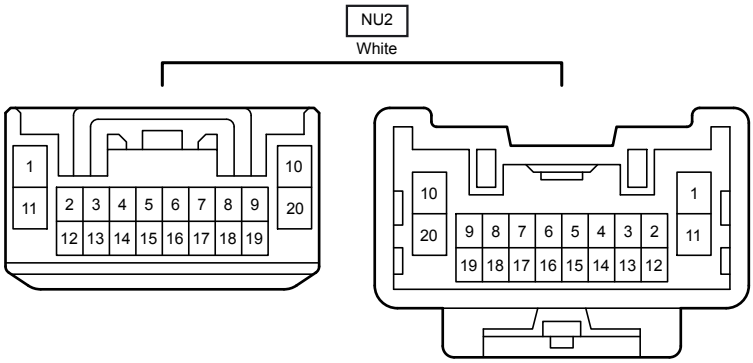
NU2
White
1 10
11 2 3 4 5 6 7 8 9 20
12 13 14 15 16 17 18 19
10 1
20 9 8 7 6 5 4 3 2 11
19 18 17 16 15 14 13 12

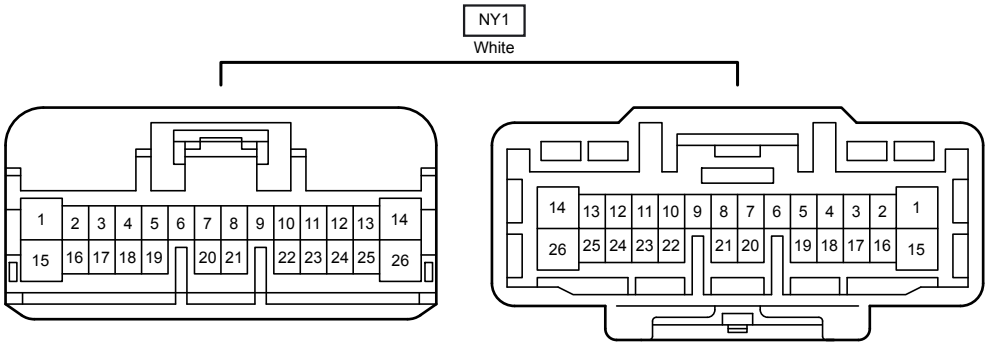
NY1
White
1 2 3 4 5 6 7 8 9 10 11 12 13 14
15 16 17 18 19 20 21 22 23 24 25 26
14 13 12 11 10 9 8 7 6 5 4 3 2 1
26 25 24 23 22 21 20 19 18 17 16 15

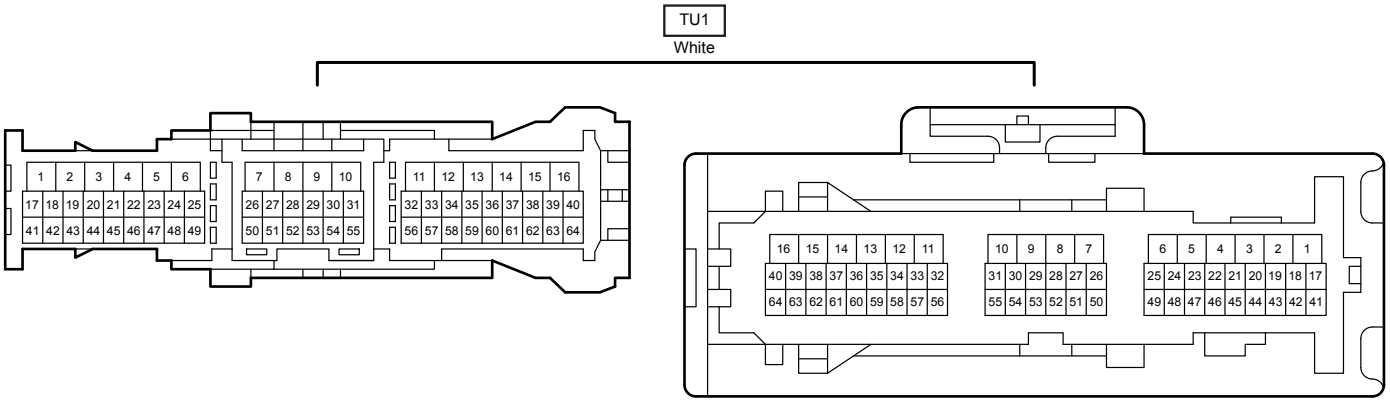
TU1
White
1 2 3 4 5 6 7 8 9 10 11 12 13 14 15 16
17 18 19 20 21 22 23 24 25 26 27 28 29 30 31 32 33 34 35 36 37 38 39 40
41 42 43 44 45 46 47 48 49 50 51 52 53 54 55 56 57 58 59 60 61 62 63 64
16 15 14 13 12 11 10 9 8 7 6 5 4 3 2 1
40 39 38 37 36 35 34 33 32 31 30 29 28 27 26 25 24 23 22 21 20 19 18 17
64 63 62 61 60 59 58 57 56 55 54 53 52 51 50 49 48 47 46 45 44 43 42 41

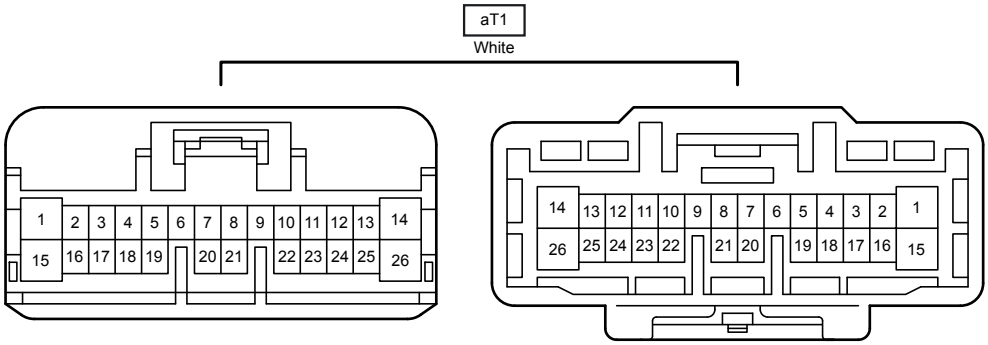
aT1
White
1 2 3 4 5 6 7 8 9 10 11 12 13 14
15 16 17 18 19 20 21 22 23 24 25 26
14 13 12 11 10 9 8 7 6 5 4 3 2 1
26 25 24 23 22 21 20 19 18 17 16 15