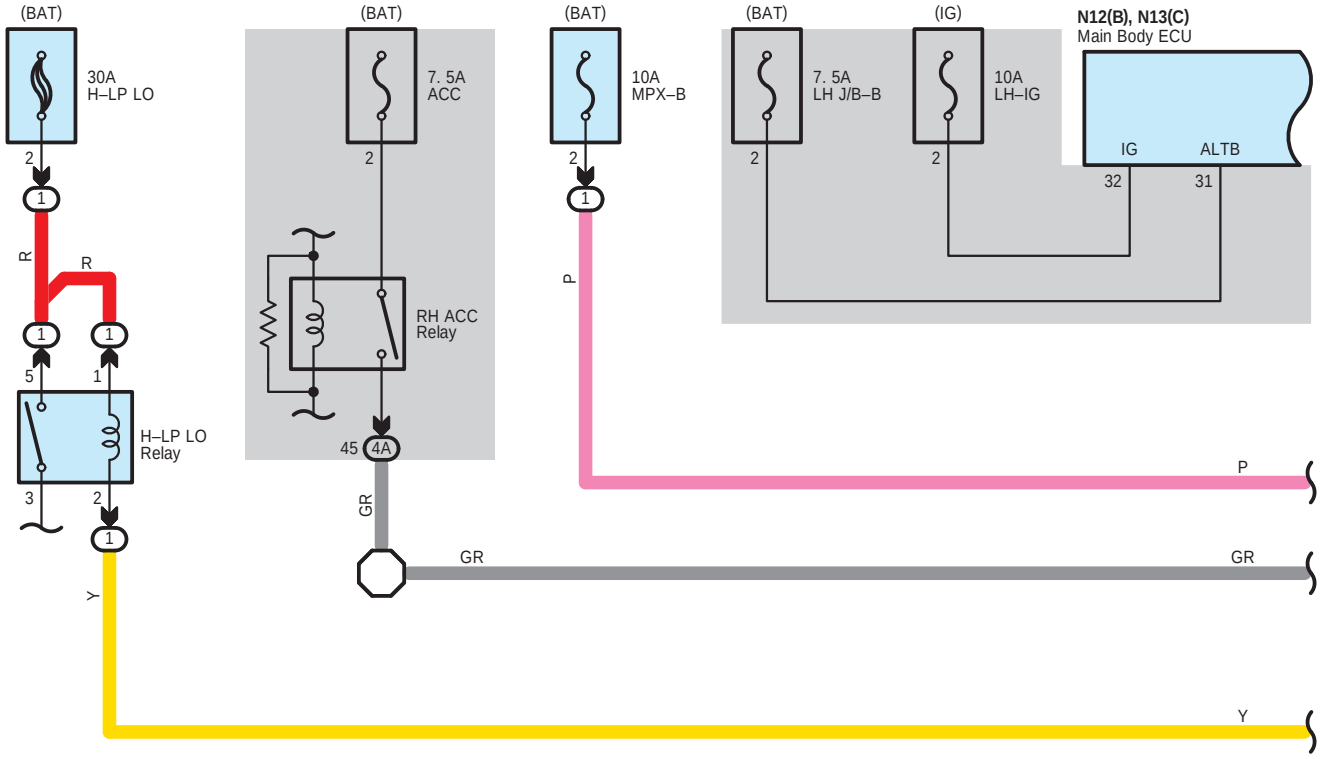
(BAT)
30A
H–LP LO
2
1
R
R
1
1
5
1
H–LP LO
Relay
3
2
1
Y
(BAT)
7. 5A
ACC
2
RH ACC
Relay
45
4A
GR
GR
GR
(BAT)
10A
MPX–B
2
1
P
P
(BAT)
7. 5A
LH J/B–B
2
(IG)
10A
LH–IG
2
N12(B), N13(C)
Main Body ECU
IG
ALTB
32
31
Y

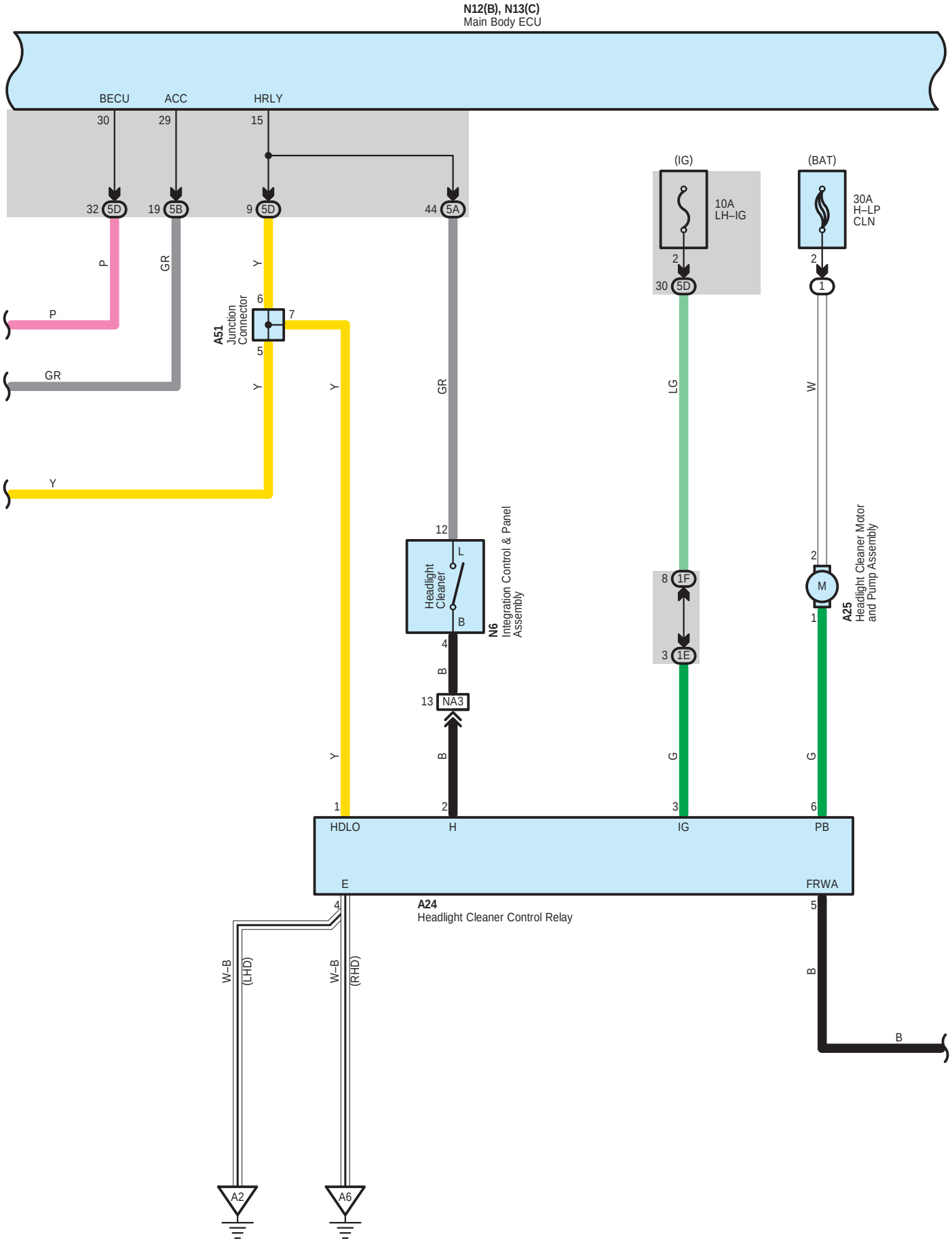
N12(B), N13(C)
Main Body ECU
BECU
ACC
HRLY
30
29
15
32 5D
19 5B
9 5D
44 5A
P
GR
Y
P
GR
Y
A51
Junction
Connector
6
7
5
Y
Y
GR
(IG)
10A
LH–IG
2
30 5D
LG
(BAT)
30A
H–LP
CLN
2
1
W
12
L
B
Headlight
Cleaner
N6
Integration Control & Panel
Assembly
4
B
13 NA3
B
Y
1
2
8 1F
3 1E
G
3
2
M
1
A25
Headlight Cleaner Motor
and Pump Assembly
G
6
HDLO
H
IG
PB
E
FRWA
4
A24
Headlight Cleaner Control Relay
5
W–B
(LHD)
W–B
(RHD)
B
B
A2
A6

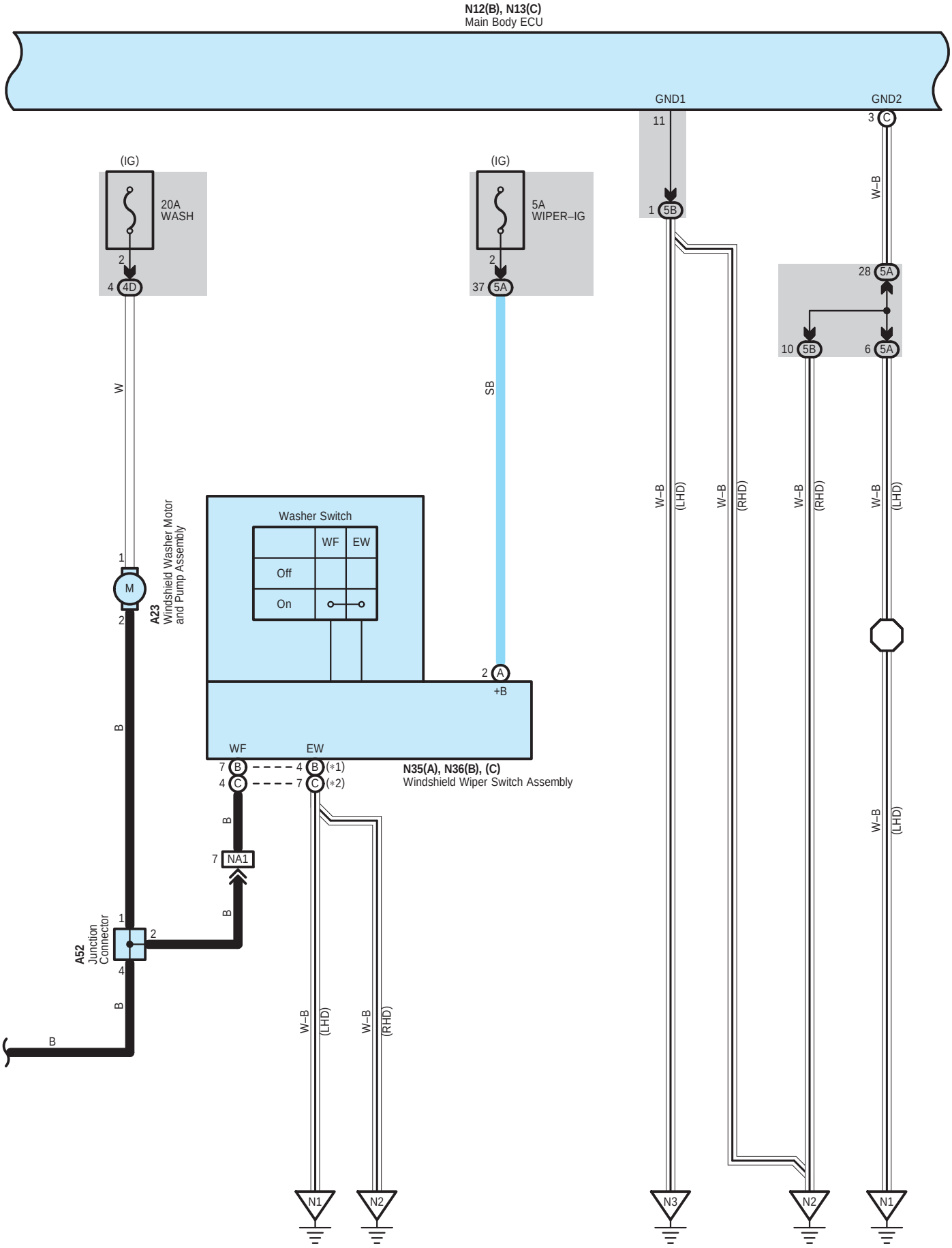
N12(B), N13(C)
Main Body ECU
GND1
GND2
11
3 C
(IG)
20A
WASH
2
4 4D
(IG)
5A
WIPER–IG
2
37 5A
1 5B
W–B
28 5A
10 5B
6 5A
W
SB
W–B (LHD)
W–B (RHD)
W–B (RHD)
W–B (LHD)
Washer Switch
WF
EW
Off
On
1
M
2
A23
Windshield Washer Motor
and Pump Assembly
2 A
+B
B
WF
EW
7 B
4 C
4 B (*1)
7 C (*2)
N35(A), N36(B), (C)
Windshield Wiper Switch Assembly
B
7 NA1
B
1
2
A52
Junction
Connector
4
B
B
W–B (LHD)
W–B (LHD)
N1
N2
N3
N2
N1

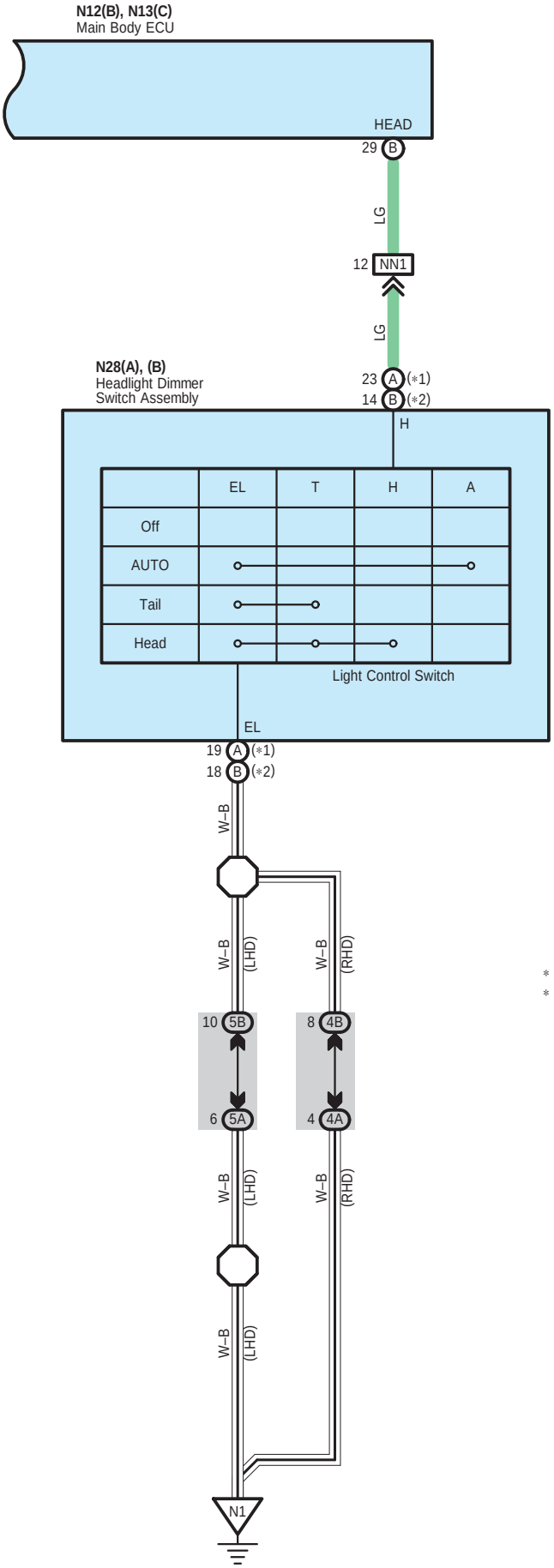


* 1 : LHD, RHD Light Control Switch LH Side Type
* 2 : RHD Light Control Switch RH Side Type

A 23
Black

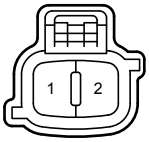


A 24
Gray

A 25
Black




A 51
Blue

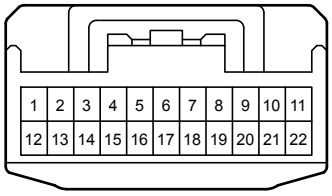


A 52
Black

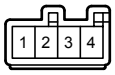


N 6
Black




N 12
White

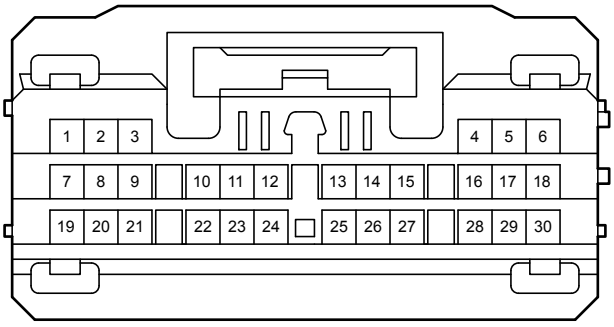


N 13
White

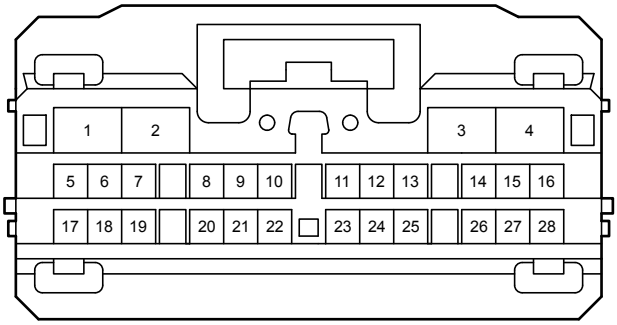


N 28
Black

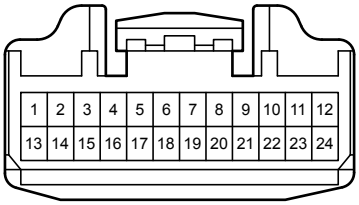


N 35
White

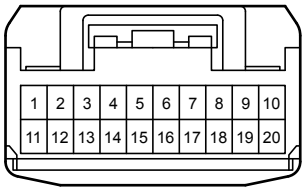


N 36
White

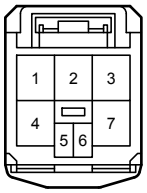


1E
White

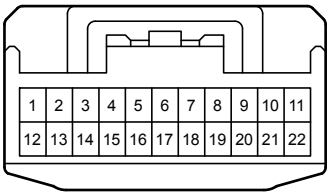


1F
White

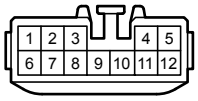


4A
White

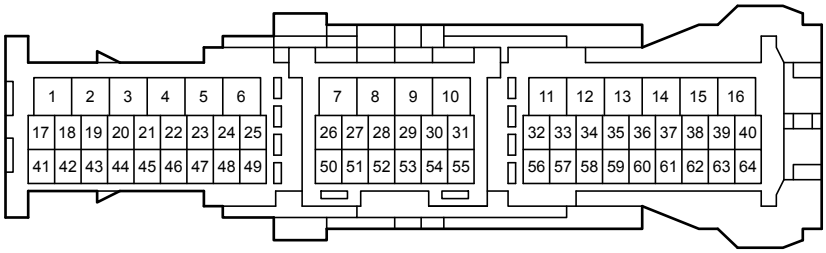


4B
White

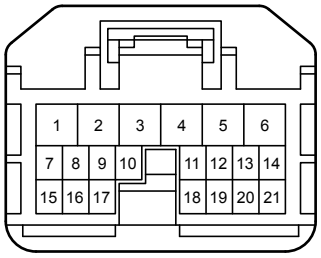

4D
White

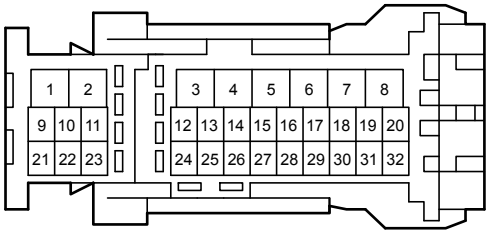


5A
White

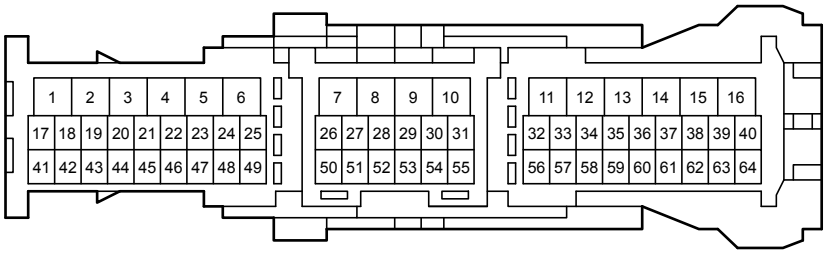


5B
White

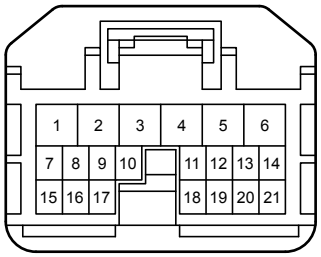


5D
White

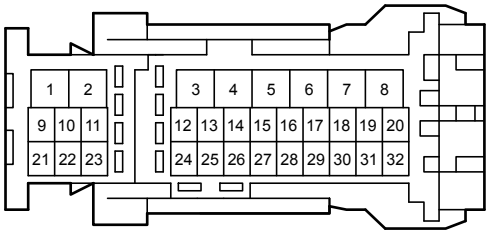


NA1
White

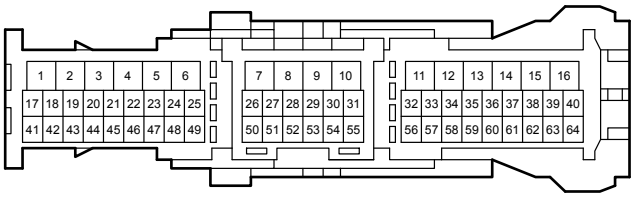


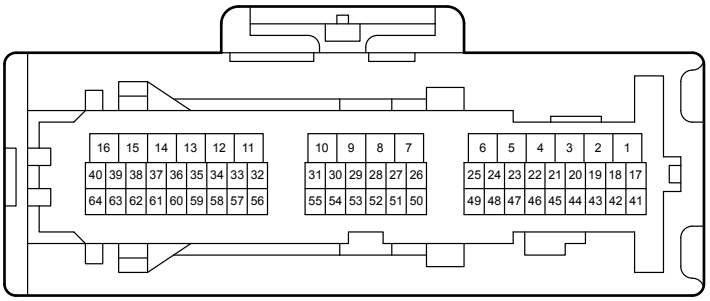


NA3
White

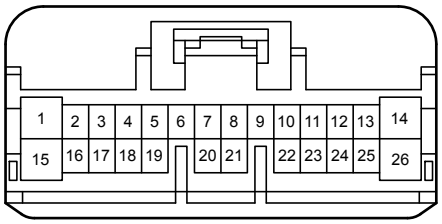


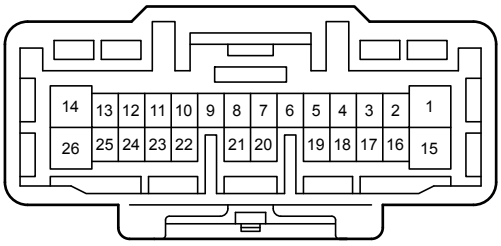

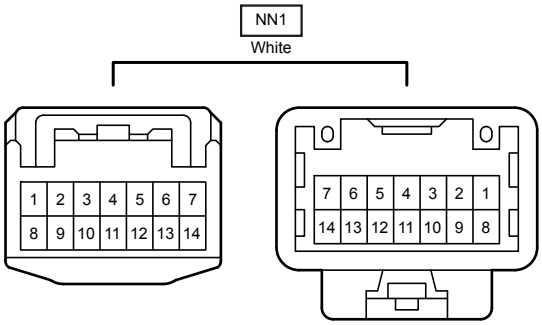
NN1
White
1 2 3 4 5 6 7
8 9 10 11 12 13 14
7 6 5 4 3 2 1
14 13 12 11 10 9 8