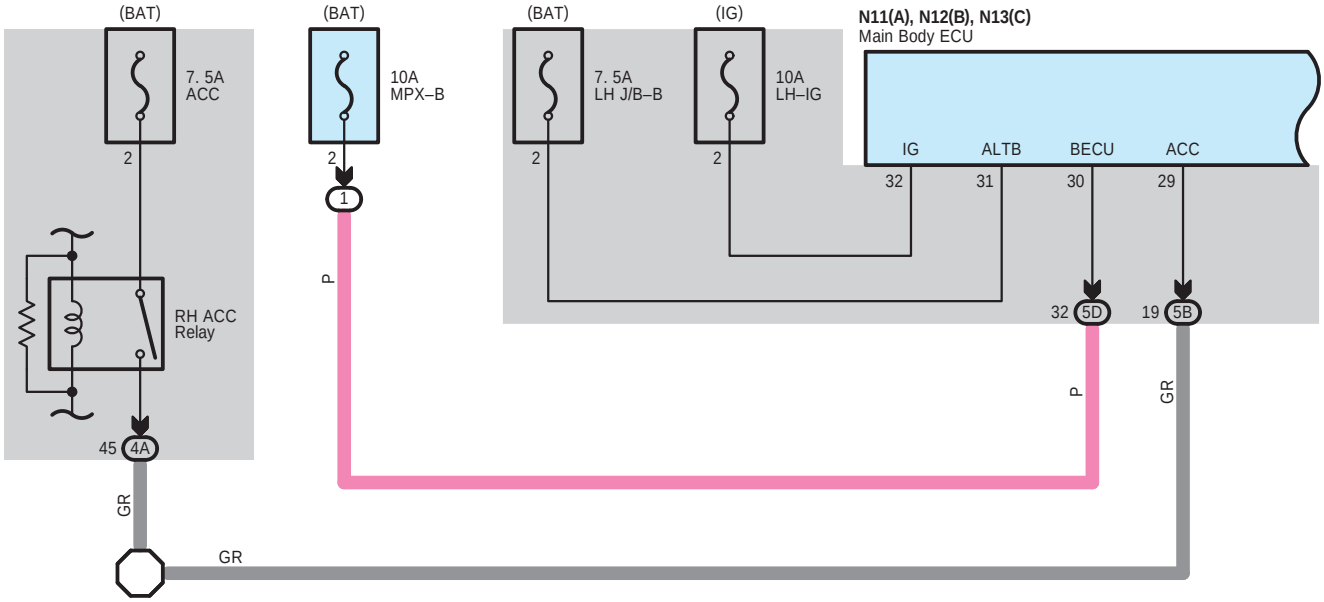
(BAT)
7. 5A
ACC
2
RH ACC
Relay
45
4A
GR
(BAT)
10A
MPX–B
2
1
P
(BAT)
7. 5A
LH J/B–B
2
(IG)
10A
LH–IG
2
N11(A), N12(B), N13(C)
Main Body ECU
IG
ALTB
BECU
ACC
32
31
30
29
32
5D
19
5B
P
GR
GR

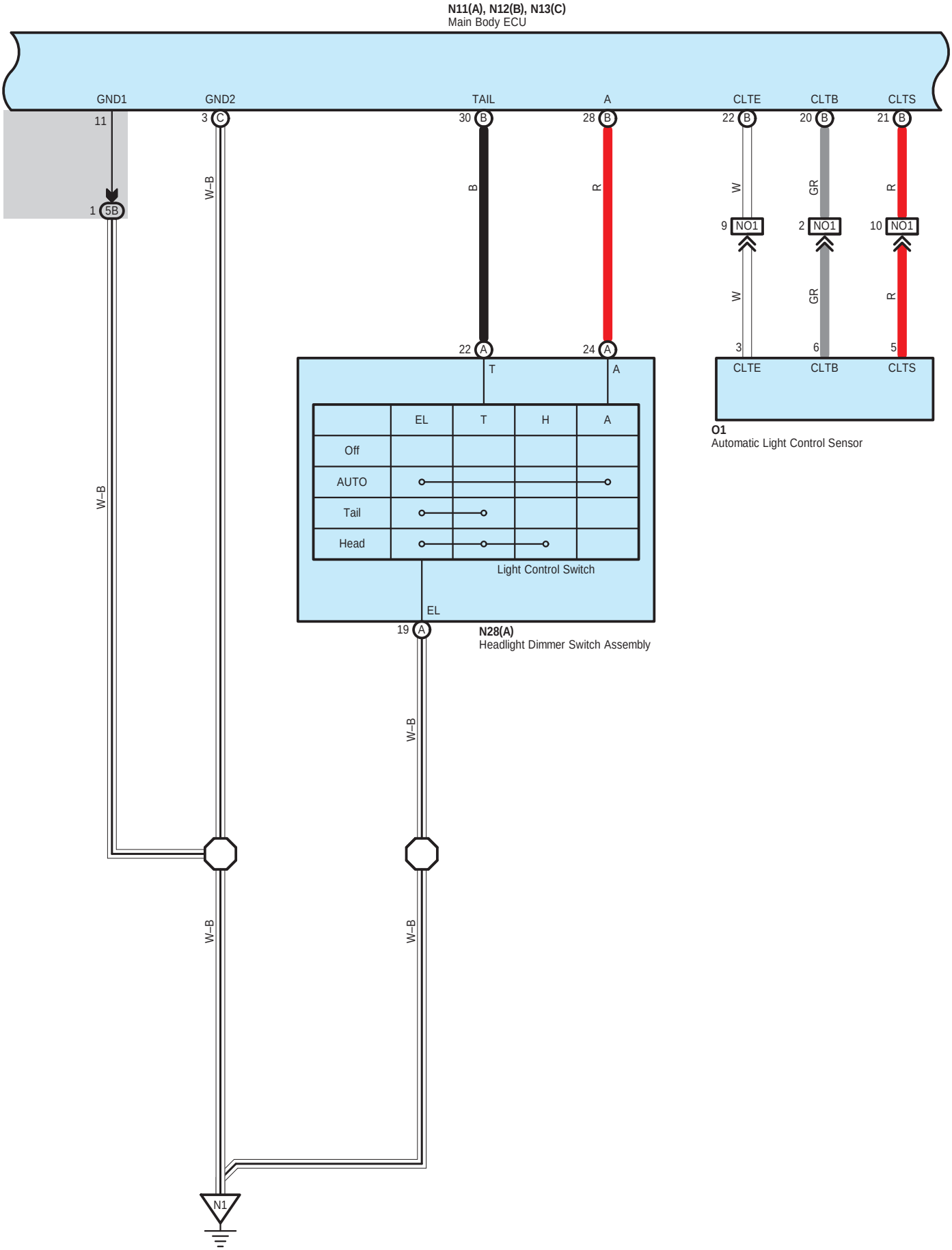
N11(A), N12(B), N13(C)
Main Body ECU
GND1
GND2
TAIL
A
CLTE
CLTB
CLTS
11
3 C
30 B
28 B
22 B
20 B
21 B
1 5B
W–B
B
R
W
GR
R
9 NO1
2 NO1
10 NO1
W
GR
R
22 A
24 A
3
6
5
T
A
CLTE
CLTB
CLTS
EL
T
H
A
Off
AUTO
Tail
Head
Light Control Switch
EL
19 A
N28(A)
Headlight Dimmer Switch Assembly
O1
Automatic Light Control Sensor
W–B
W–B
W–B
W–B
N1

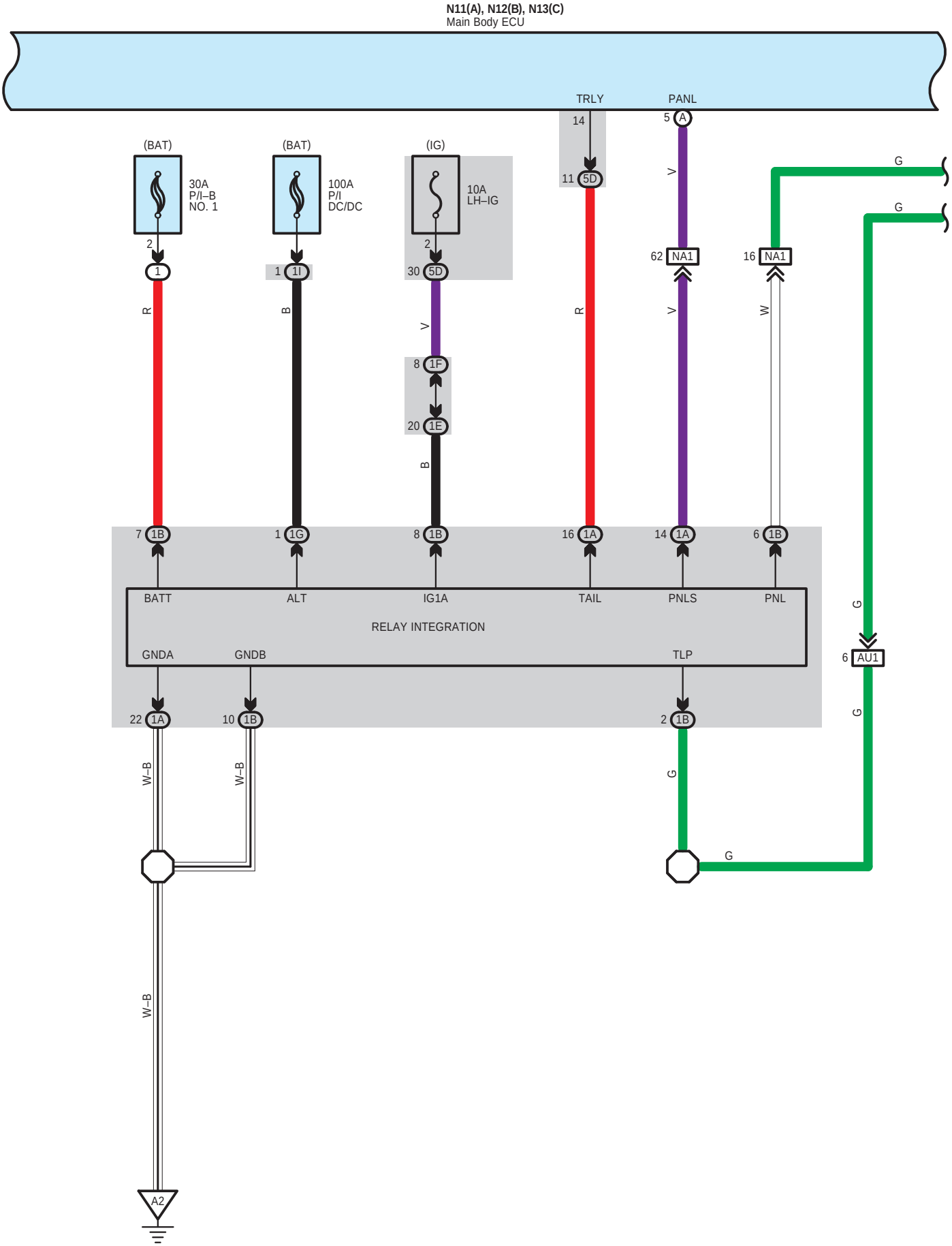
N11(A), N12(B), N13(C)
Main Body ECU
TRLY
PANL
14
5 A
(BAT)
(BAT)
(IG)
30A
P/I–B
NO. 1
100A
P/I
DC/DC
10A
LH–IG
11 5D
G
G
2
1
1 1I
2
30 5D
62 NA1
16 NA1
R
B
V
R
V
W
8 1F
20 1E
B
7 1B
1 1G
8 1B
16 1A
14 1A
6 1B
BATT
ALT
IG1A
TAIL
PNLS
PNL
RELAY INTEGRATION
GNDA
GNDB
TLP
G
6 AU1
G
22 1A
10 1B
2 1B
W–B
W–B
G
G
W–B
A2

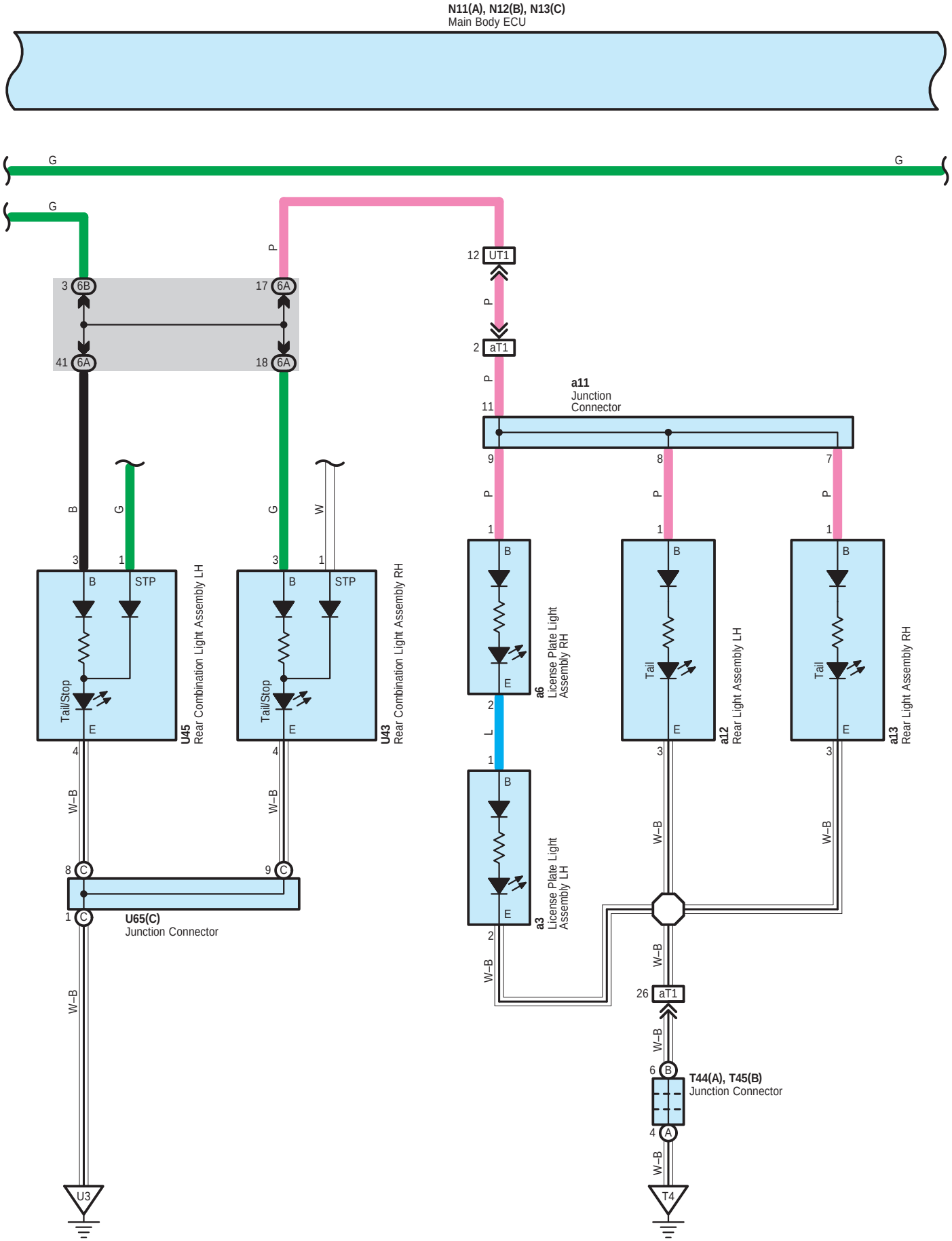
N11(A), N12(B), N13(C)
Main Body ECU
G
G
G
P
12 UT1
P
2 aT1
P
a11
Junction
Connector
11
9
8
7
3 6B
17 6A
41 6A
18 6A
B
G
G
W
P
P
P
1
1
1
3
1
3
1
B
STP
B
STP
Tail/Stop
E
Tail/Stop
E
U45
Rear Combination Light Assembly LH
U43
Rear Combination Light Assembly RH
B
E
a6
License Plate Light
Assembly RH
Tail
E
a12
Rear Light Assembly LH
Tail
E
a13
Rear Light Assembly RH
2
L
1
B
E
a3
License Plate Light
Assembly LH
4
4
3
3
W–B
W–B
W–B
W–B
W–B
W–B
8 C
9 C
1 C
U65(C)
Junction Connector
W–B
26 aT1
W–B
6 B
T44(A), T45(B)
Junction Connector
4 A
W–B
U3
T4

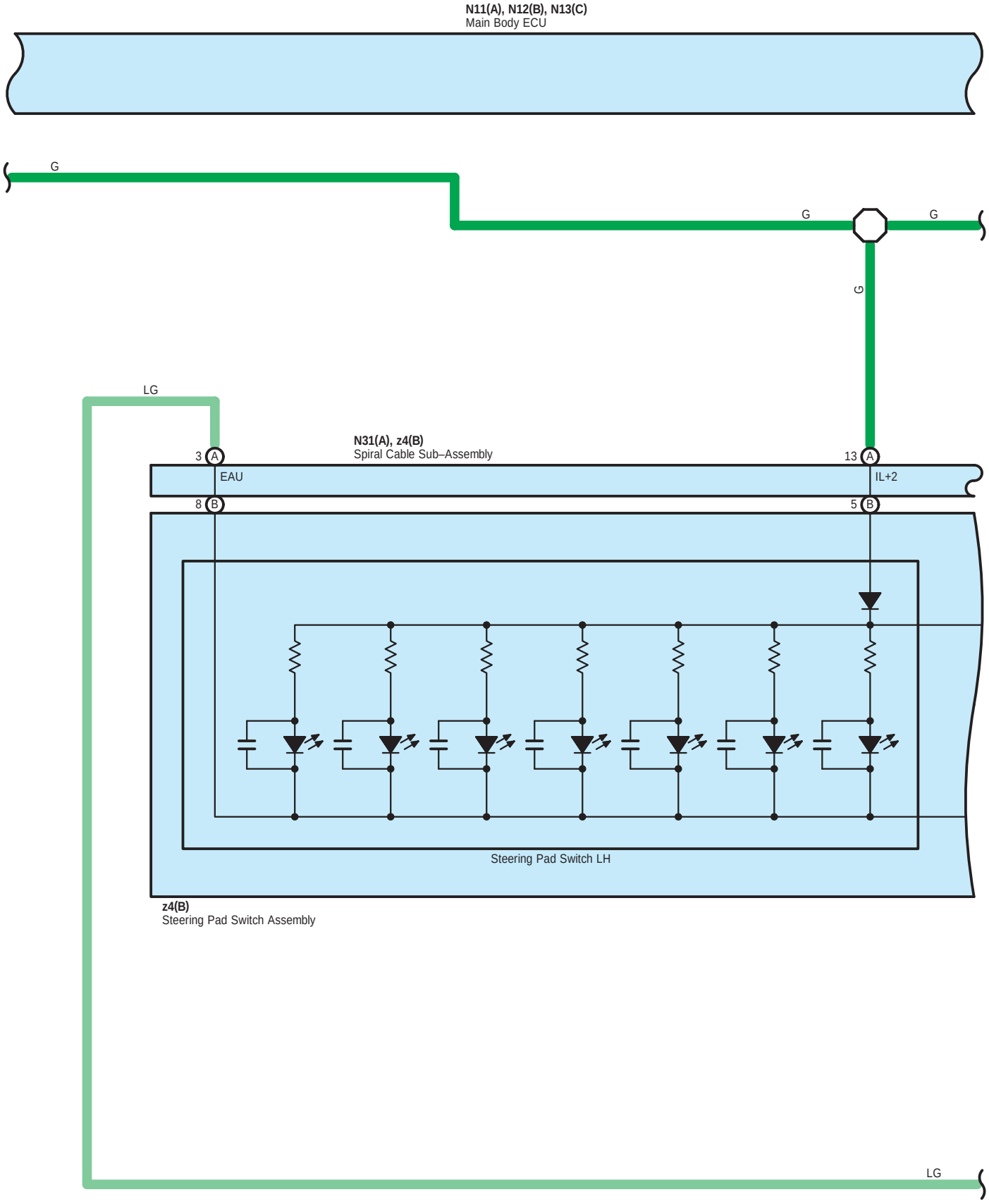
N11(A), N12(B), N13(C)
Main Body ECU
G
G
G
G
LG
N31(A), z4(B)
Spiral Cable Sub–Assembly
3 A
EAU
8 B
13 A
IL+2
5 B
Steering Pad Switch LH
z4(B)
Steering Pad Switch Assembly
LG

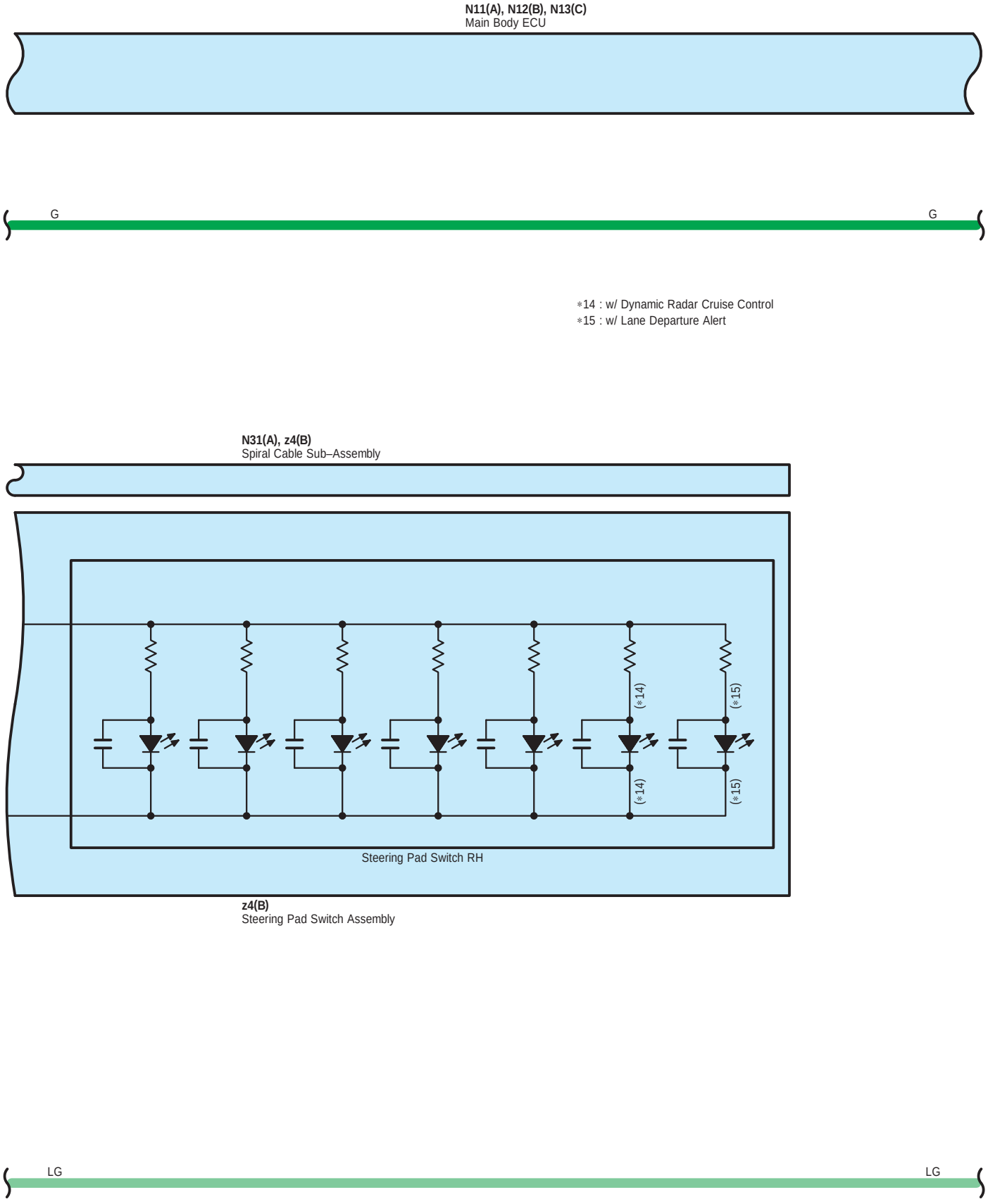
N11(A), N12(B), N13(C)
Main Body ECU
G
G
∗14 : w/ Dynamic Radar Cruise Control
∗15 : w/ Lane Departure Alert
N31(A), z4(B)
Spiral Cable Sub–Assembly
(∗14)
(∗15)
(∗14)
(∗15)
Steering Pad Switch RH
z4(B)
Steering Pad Switch Assembly
LG
LG

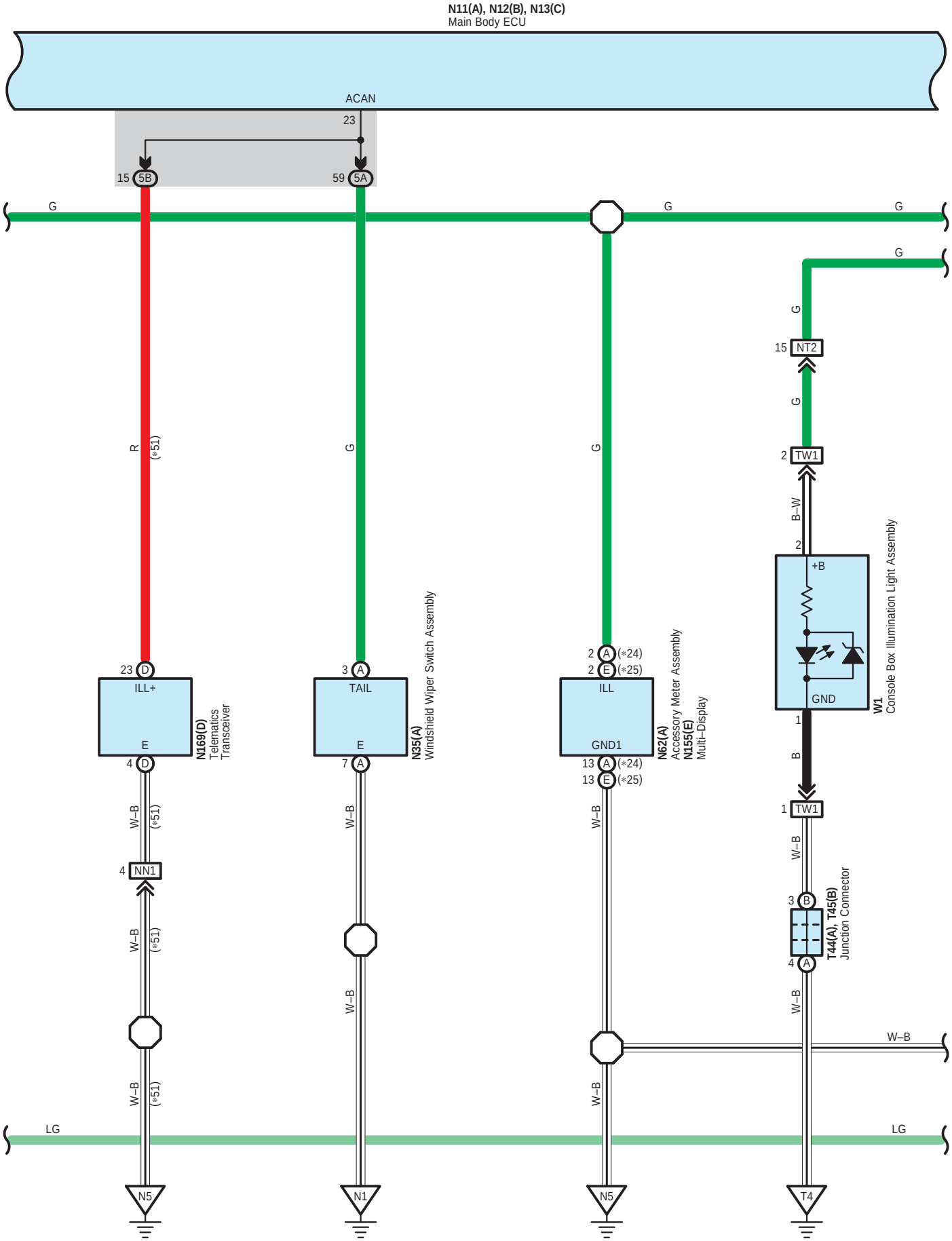
N11(A), N12(B), N13(C)
Main Body ECU
ACAN
23
15 5B
59 5A
G
G
G
G
G
G
15 NT2
G
2 TW1
B–W
2
+B
GND
W1
Console Box Illumination Light Assembly
1
B
1 TW1
W–B
3 B
4 A
T44(A), T45(B)
Junction Connector
W–B
R
(*51)
G
G
23 D
ILL+
E
N169(D)
Telematics
Transceiver
4 D
W–B
(*51)
4 NN1
W–B
(*51)
W–B
(*51)
3 A
TAIL
E
N35(A)
Windshield Wiper Switch Assembly
7 A
W–B
W–B
2 A (*24)
2 E (*25)
ILL
GND1
N62(A)
Accessory Meter Assembly
N155(E)
Multi–Display
13 A (*24)
13 E (*25)
W–B
W–B
W–B
LG
LG
N5
N1
N5
T4

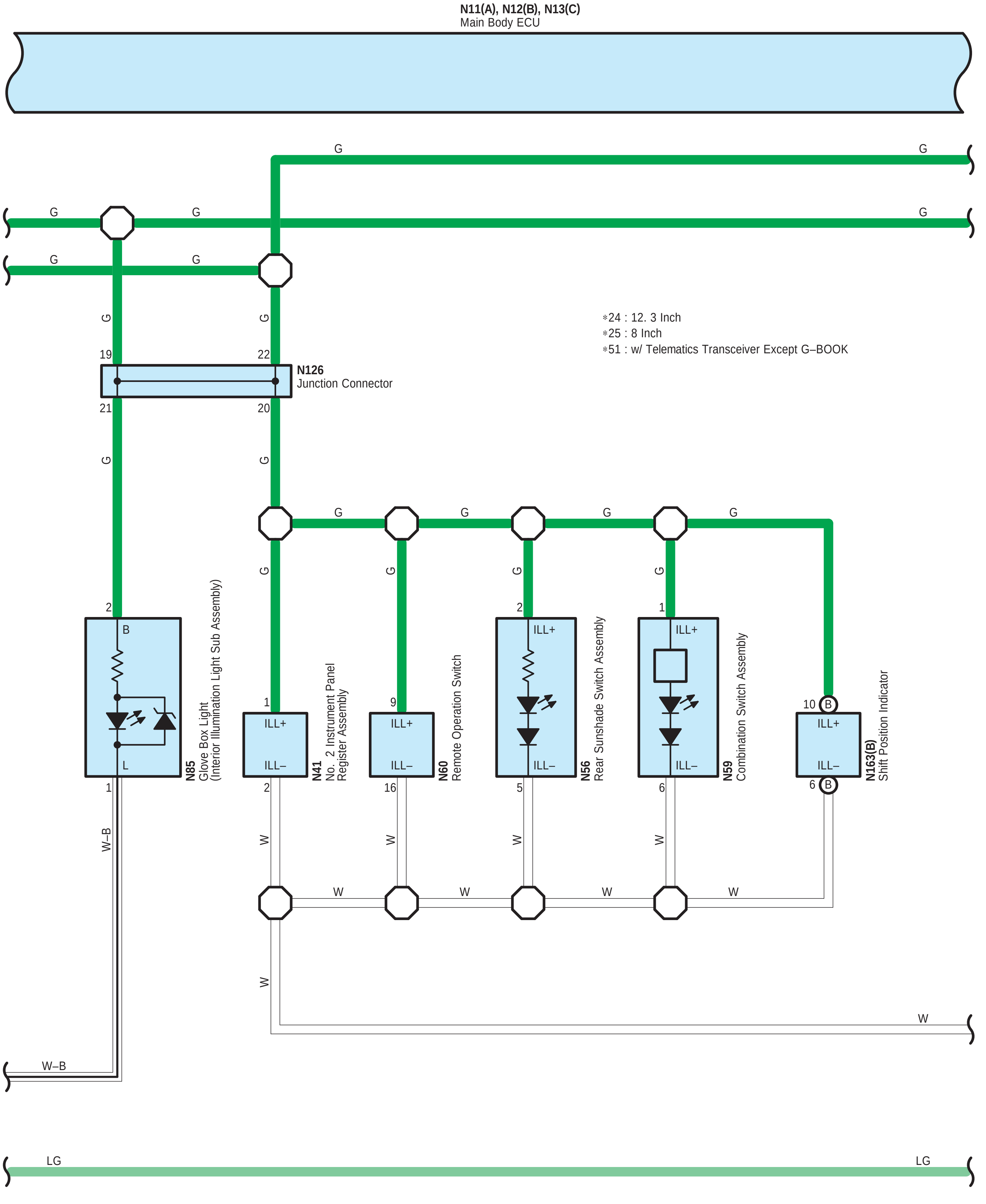

N11(A), N12(B), N13(C)
Main Body ECU
G
W
W–B
LG
*24 : 12. 3 Inch
*25 : 8 Inch
*51 : w/ Telematics Transceiver Except G–BOOK
N126
Junction Connector
N85
Glove Box Light
(Interior Illumination Light Sub Assembly)
N41
No. 2 Instrument Panel
Register Assembly
N60
Remote Operation Switch
N56
Rear Sunshade Switch Assembly
N59
Combination Switch Assembly
N163(B)
Shift Position Indicator
ILL+
ILL–
B
L

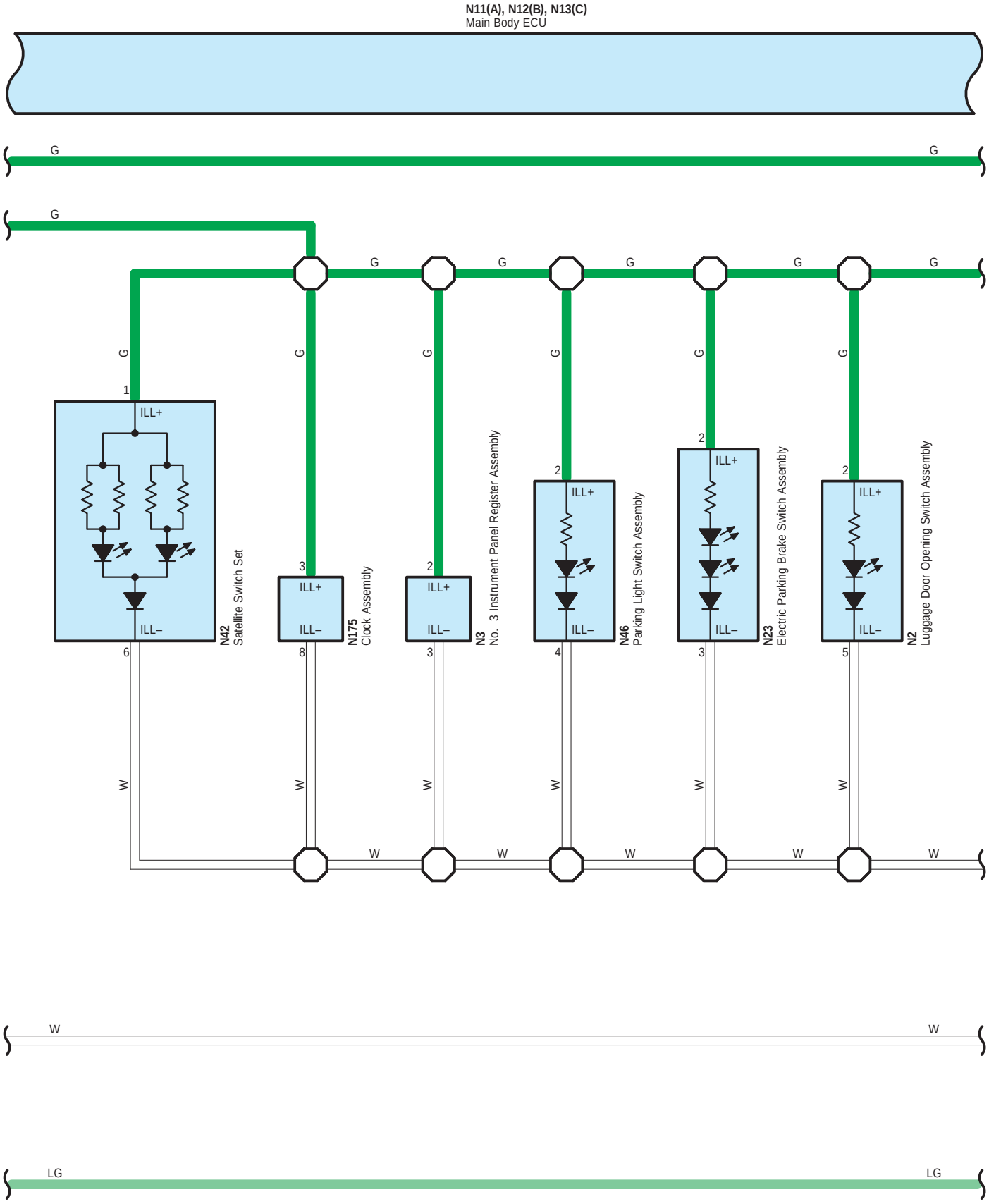
N11(A), N12(B), N13(C)
Main Body ECU
G
G
G
G
G
G
G
G
G
G
G
G
1
ILL+
ILL–
6
N42
Satellite Switch Set
3
ILL+
ILL–
8
N175
Clock Assembly
2
ILL+
ILL–
3
N3
No. 3 Instrument Panel Register Assembly
2
ILL+
ILL–
4
N46
Parking Light Switch Assembly
2
ILL+
ILL–
3
N23
Electric Parking Brake Switch Assembly
2
ILL+
ILL–
5
N2
Luggage Door Opening Switch Assembly
W
W
W
W
W
W
W
W
W
W
W
W
W
W
LG
LG

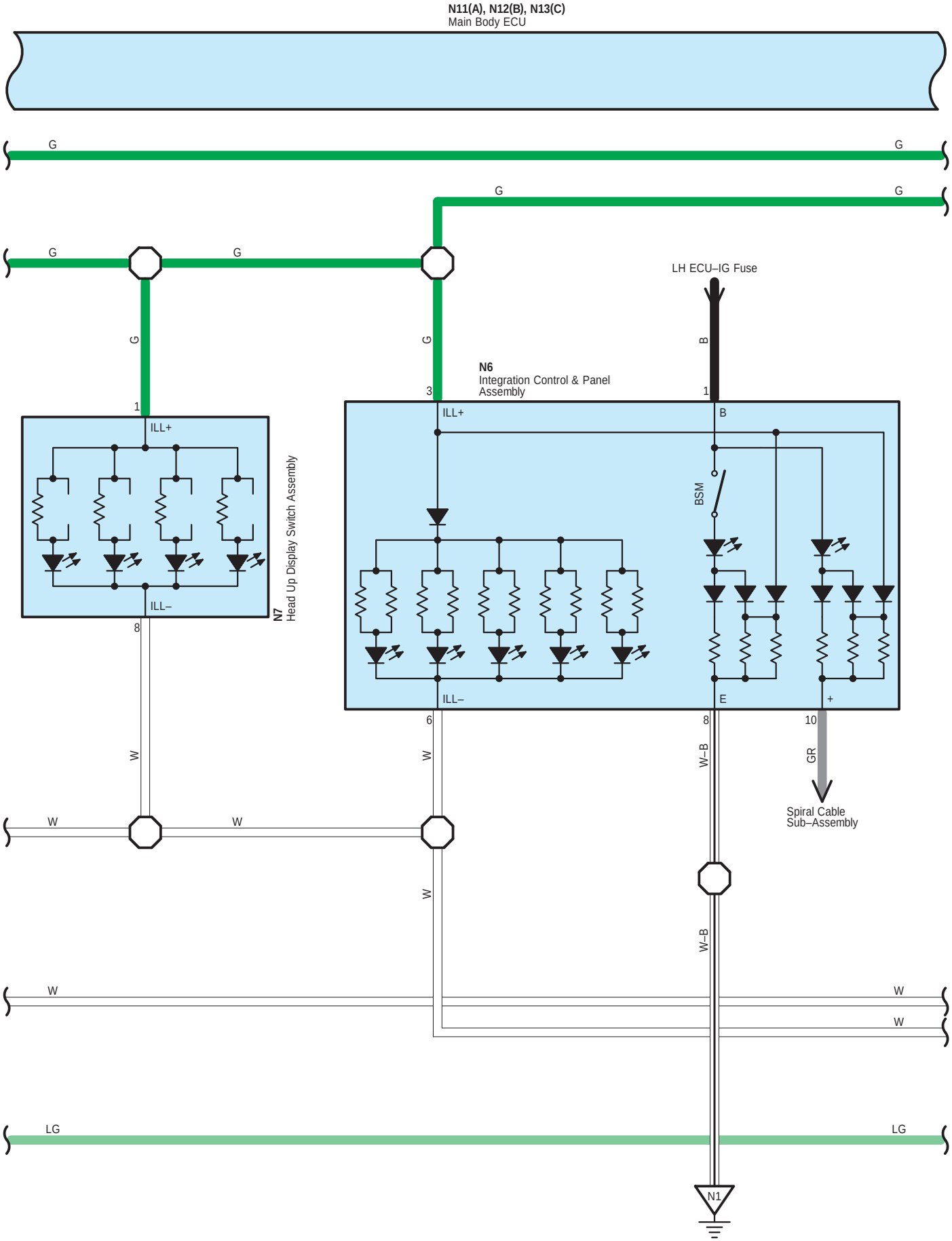
N11(A), N12(B), N13(C)
Main Body ECU
G
G
G
G
G
G
G
G
LH ECU–IG Fuse
B
1
N6
Integration Control & Panel Assembly
3
1
ILL+
B
BSM
ILL+
ILL–
N7
Head Up Display Switch Assembly
8
ILL–
E
+
6
8
10
W
W
W–B
GR
Spiral Cable Sub–Assembly
W
W
W
W–B
W
W
W
LG
LG
N1

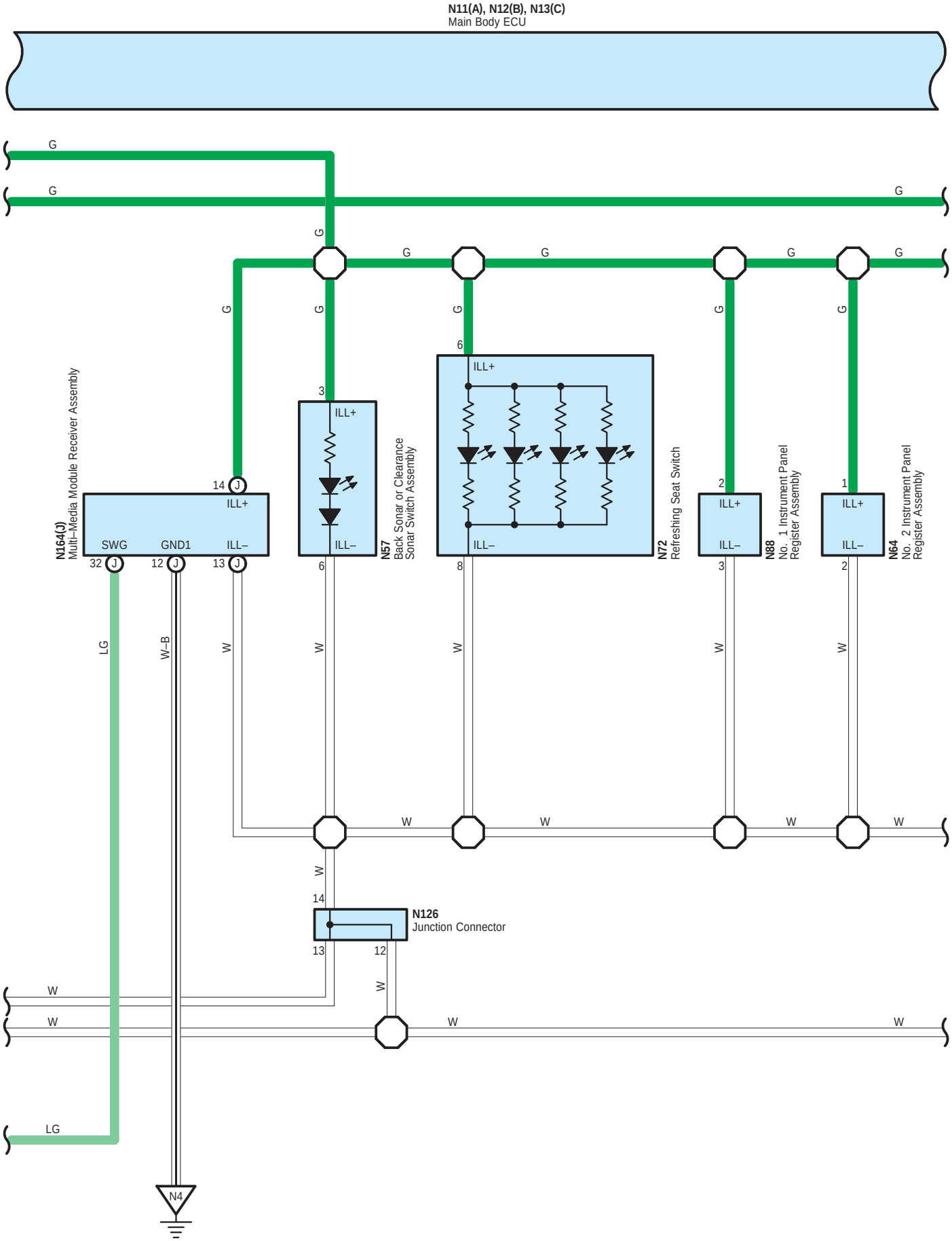
N11(A), N12(B), N13(C)
Main Body ECU
G
G
G
G
G
G
G
G
G
G
G
G
G
G
6
ILL+
ILL–
N72
Refreshing Seat Switch
3
ILL+
ILL–
N57
Back Sonar or Clearance
Sonar Switch Assembly
N164(J)
Multi–Media Module Receiver Assembly
14
J
ILL+
SWG
GND1
ILL–
32
J
12
J
13
J
2
ILL+
ILL–
N88
No. 1 Instrument Panel
Register Assembly
1
ILL+
ILL–
N64
No. 2 Instrument Panel
Register Assembly
LG
W–B
W
W
W
W
W
W
W
W
W
W
W
14
N126
Junction Connector
13
12
W
W
W
W
W
LG
N4

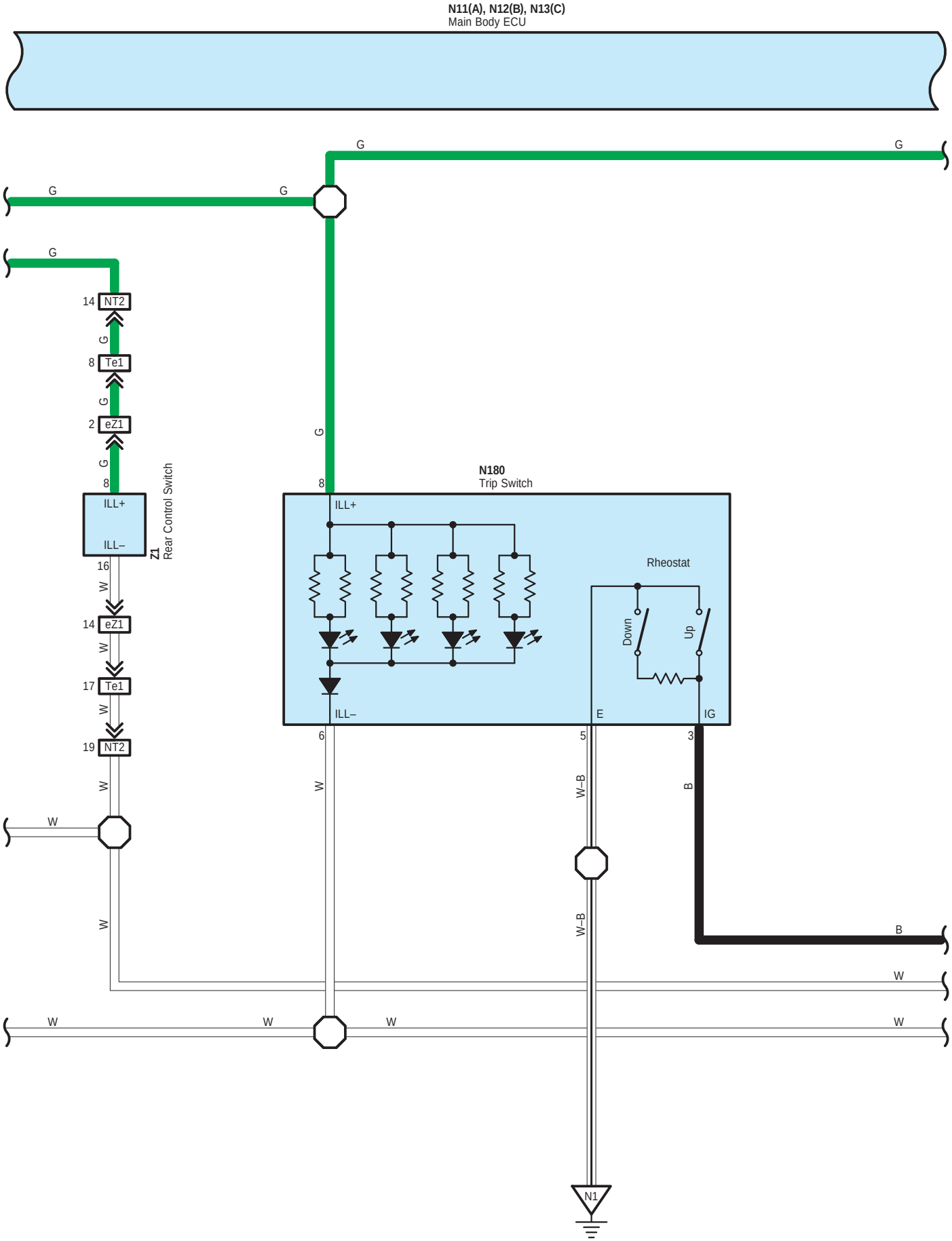
N11(A), N12(B), N13(C)
Main Body ECU
G
G
G
G
G
14 NT2
G
8 Te1
G
2 eZ1
G
8
ILL+
ILL–
Z1
Rear Control Switch
16
W
14 eZ1
W
17 Te1
W
19 NT2
W
W
W
N180
Trip Switch
8
ILL+
Rheostat
Down
Up
ILL–
E
IG
6
5
3
W
W–B
B
W–B
B
W
W
W
W
W
N1

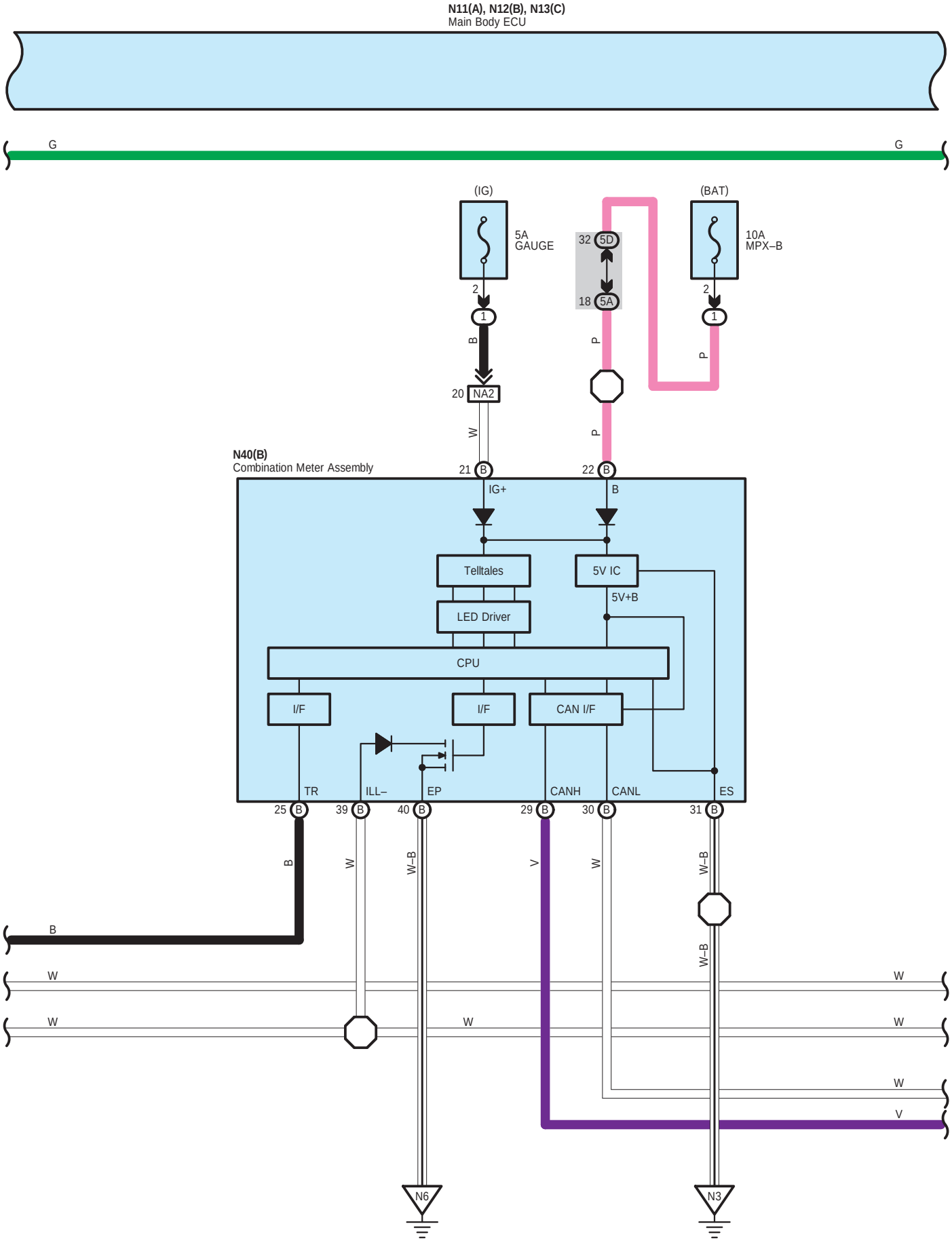
N11(A), N12(B), N13(C)
Main Body ECU
G
G
(IG)
5A
GAUGE
(BAT)
10A
MPX–B
32 5D
18 5A
2
1
B
P
20 NA2
W
N40(B)
Combination Meter Assembly
21 B
22 B
IG+
B
Telltales
5V IC
5V+B
LED Driver
CPU
I/F
I/F
CAN I/F
TR
ILL–
EP
CANH
CANL
ES
25 B
39 B
40 B
29 B
30 B
31 B
W–B
V
B
W
N6
N3

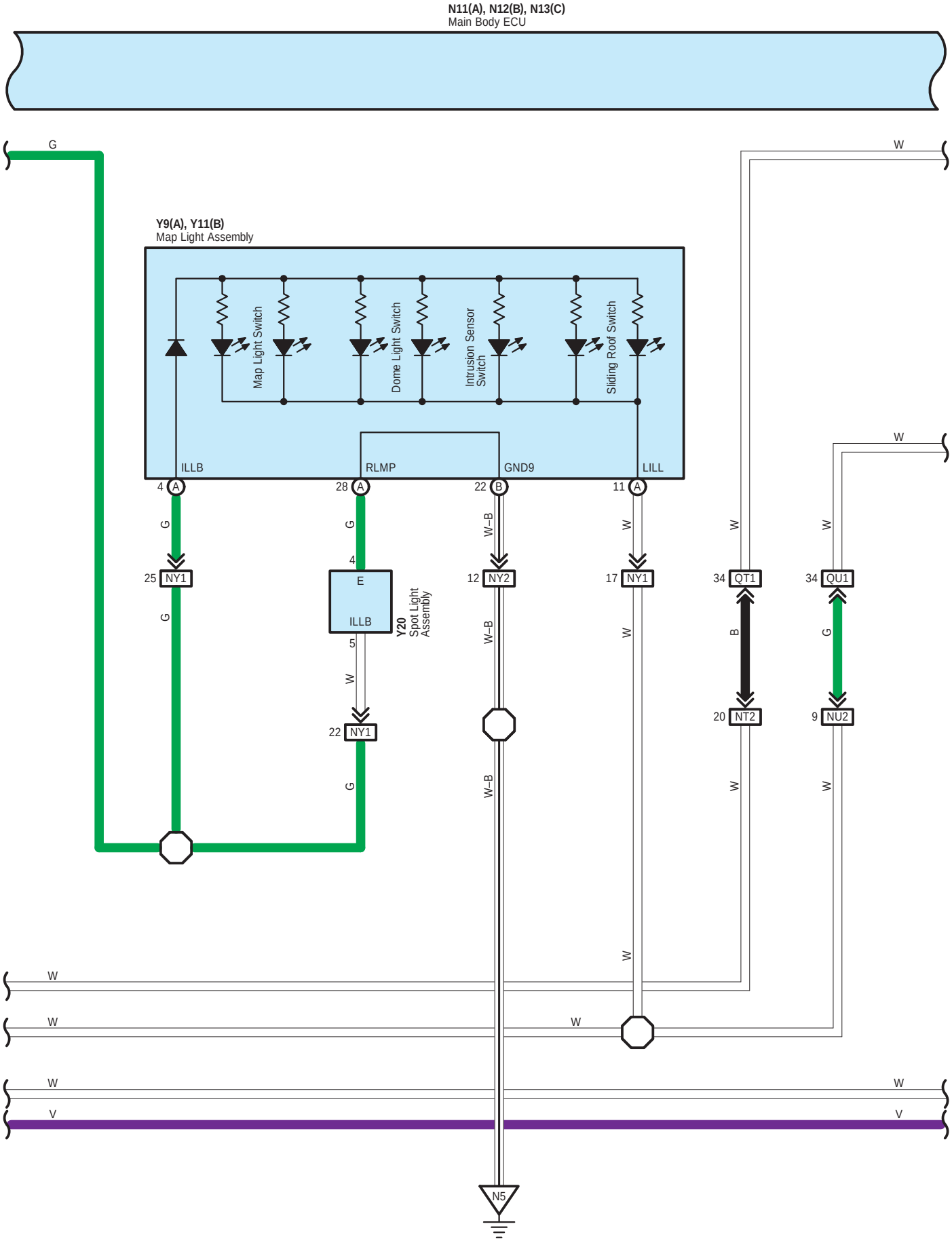
N11(A), N12(B), N13(C)
Main Body ECU
Y9(A), Y11(B)
Map Light Assembly
Map Light Switch
Dome Light Switch
Intrusion Sensor Switch
Sliding Roof Switch
ILLB
RLMP
GND9
LILL
4 A
28 A
22 B
11 A
25 NY1
4
E
ILLB
Y20
Spot Light Assembly
5
22 NY1
12 NY2
17 NY1
34 QT1
34 QU1
20 NT2
9 NU2
G
W
W–B
B
V
N5

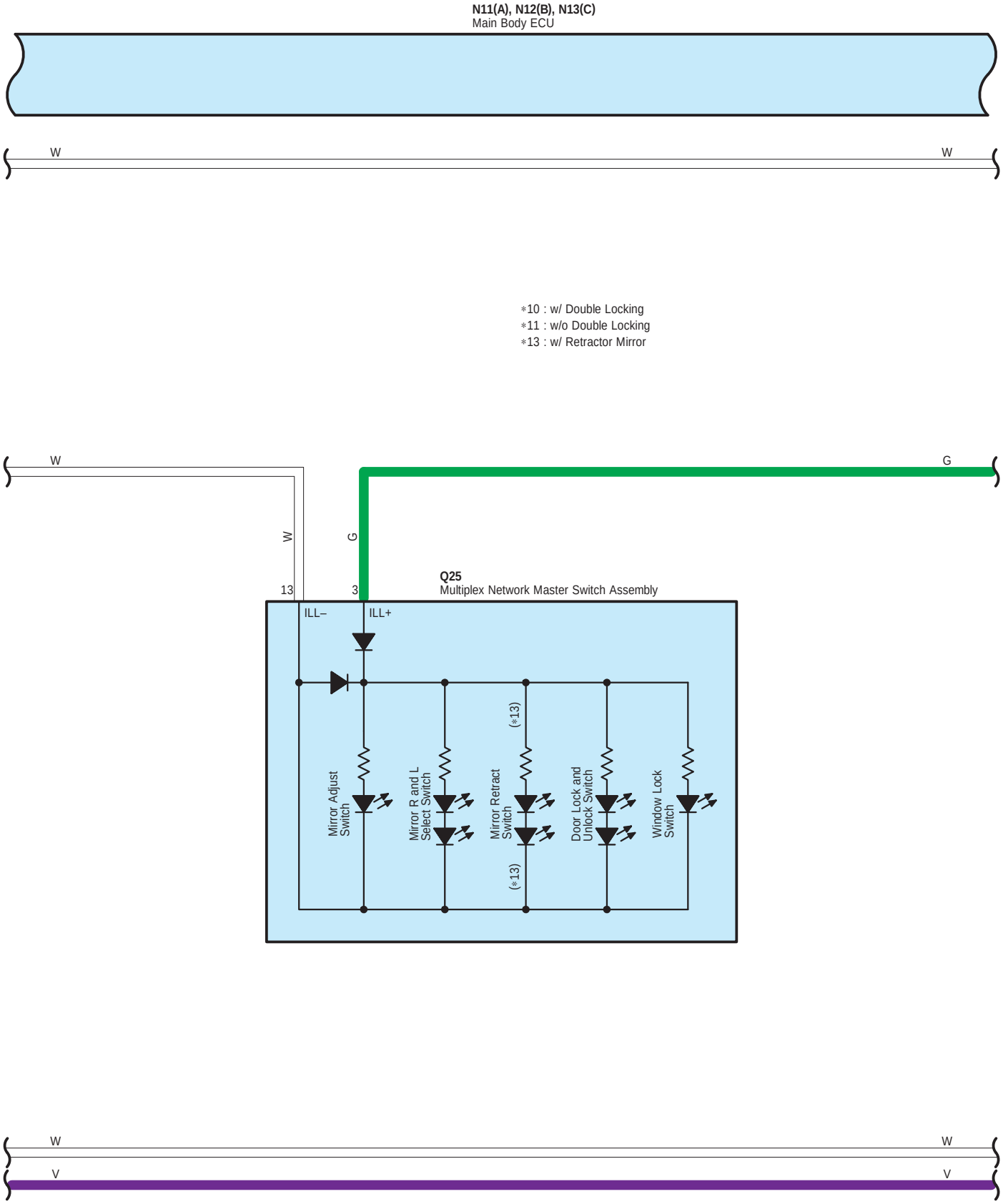
N11(A), N12(B), N13(C)
Main Body ECU
W
W
∗10 : w/ Double Locking
∗11 : w/o Double Locking
∗13 : w/ Retractor Mirror
W
G
W
G
13
3
Q25
Multiplex Network Master Switch Assembly
ILL–
ILL+
Mirror Adjust Switch
Mirror R and L Select Switch
Mirror Retract Switch
(∗13)
(∗13)
Door Lock and Unlock Switch
Window Lock Switch
W
W
V
V

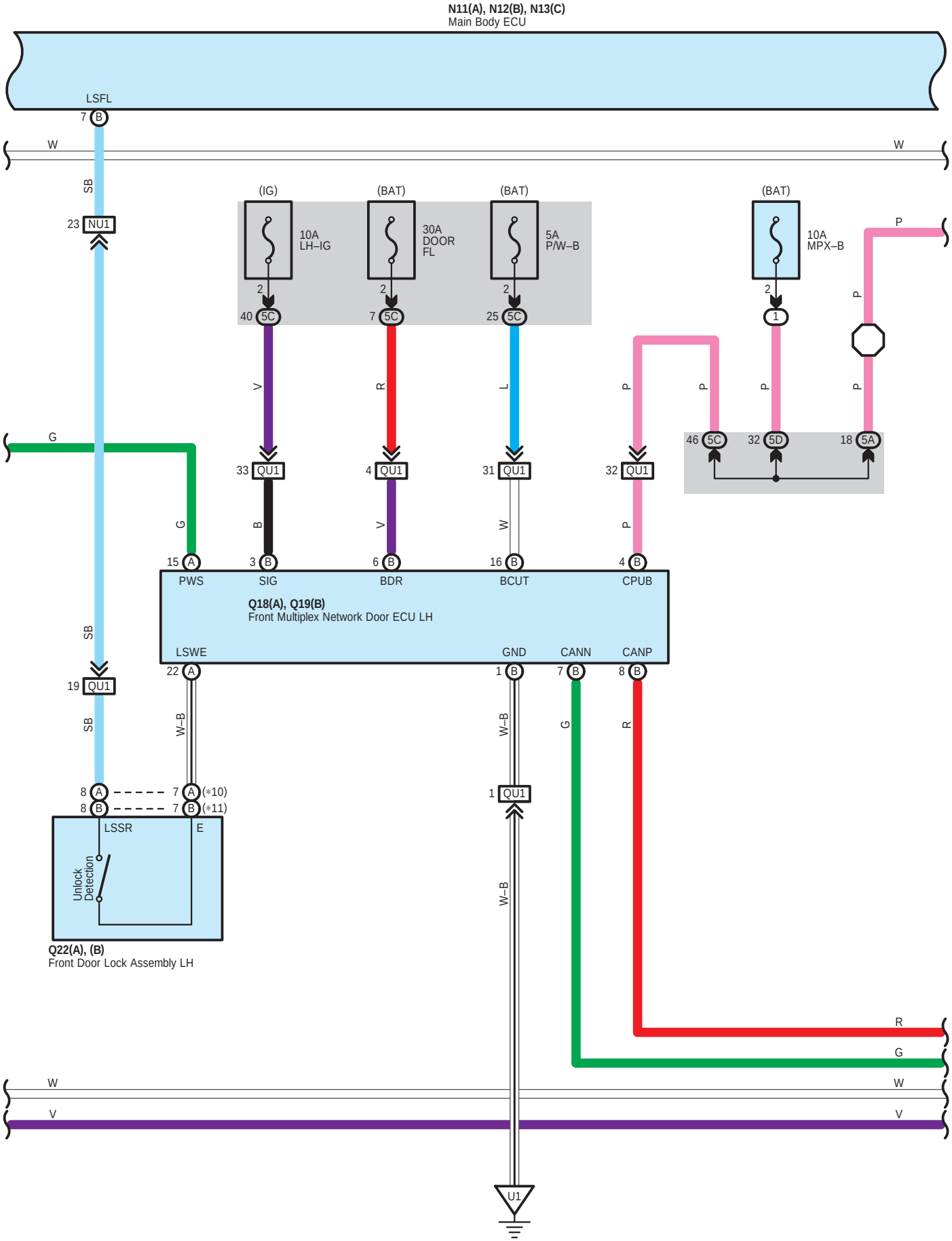
N11(A), N12(B), N13(C)
Main Body ECU
LSFL
7 B
W
W
SB
23 NU1
(IG)
(BAT)
(BAT)
(BAT)
10A
LH–IG
30A
DOOR
FL
5A
P/W–B
10A
MPX–B
2
40 5C
7 5C
25 5C
2
1
P
P
V
R
L
P
P
P
P
G
33 QU1
4 QU1
31 QU1
32 QU1
46 5C
32 5D
18 5A
G
B
V
W
P
15 A
3 B
6 B
16 B
4 B
PWS
SIG
BDR
BCUT
CPUB
Q18(A), Q19(B)
Front Multiplex Network Door ECU LH
SB
LSWE
GND
CANN
CANP
19 QU1
22 A
1 B
7 B
8 B
SB
W–B
W–B
G
R
8 A
8 B
7 A (*10)
7 B (*11)
1 QU1
LSSR
E
Unlock
Detection
W–B
Q22(A), (B)
Front Door Lock Assembly LH
R
G
W
W
V
V
U1

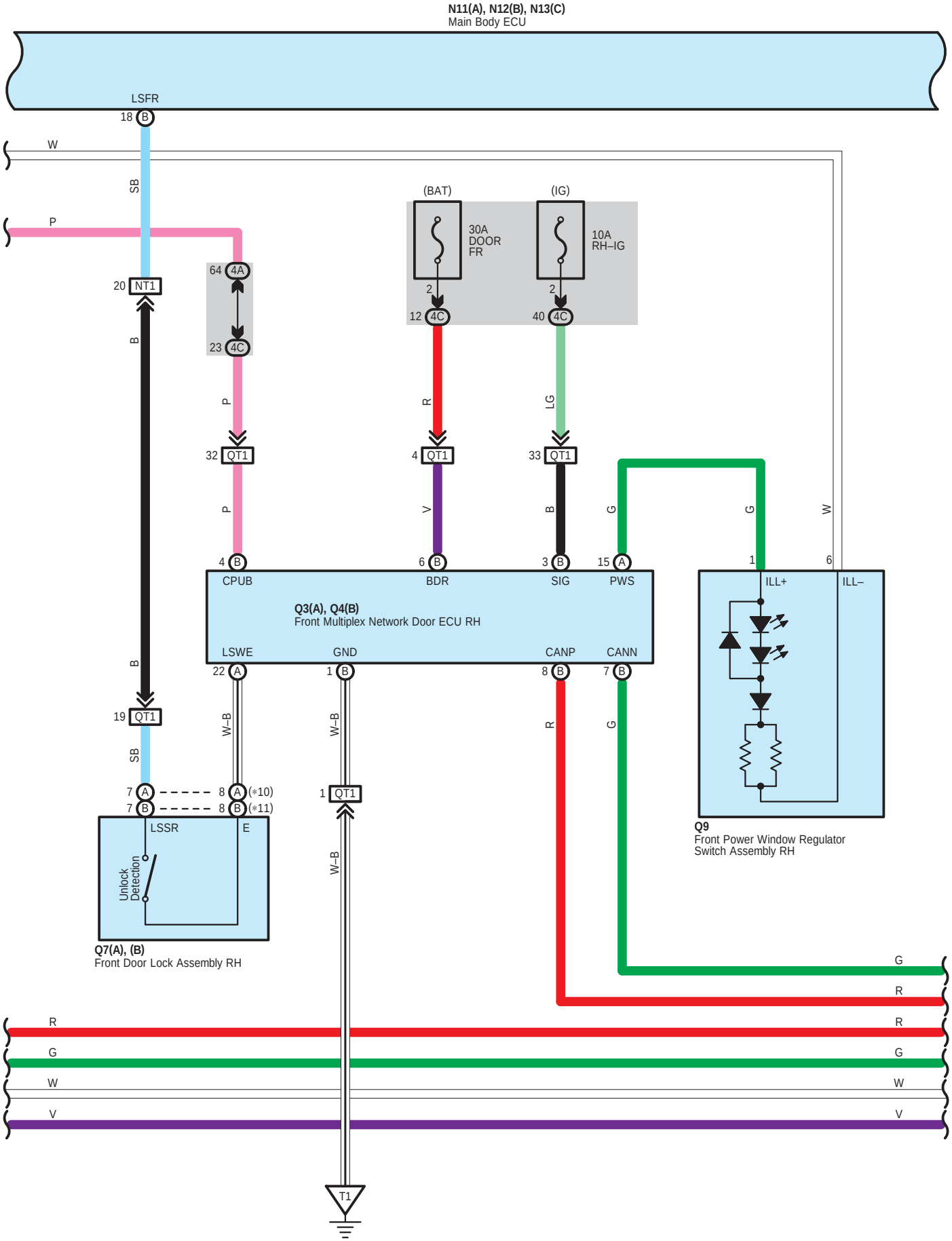
N11(A), N12(B), N13(C)
Main Body ECU
LSFR
18 B
W
SB
P
(BAT)
(IG)
30A
DOOR
FR
10A
RH–IG
2
2
12 4C
40 4C
64 4A
20 NT1
23 4C
B
P
R
LG
32 QT1
4 QT1
33 QT1
P
V
B
G
G
W
4 B
6 B
3 B
15 A
1
6
CPUB
BDR
SIG
PWS
ILL+
ILL–
Q3(A), Q4(B)
Front Multiplex Network Door ECU RH
LSWE
GND
CANP
CANN
22 A
1 B
8 B
7 B
B
19 QT1
W–B
W–B
R
G
SB
7 A
8 A (*10)
7 B
8 B (*11)
1 QT1
LSSR
E
Unlock
Detection
W–B
Q7(A), (B)
Front Door Lock Assembly RH
Q9
Front Power Window Regulator
Switch Assembly RH
G
R
R
R
G
G
W
W
V
V
T1

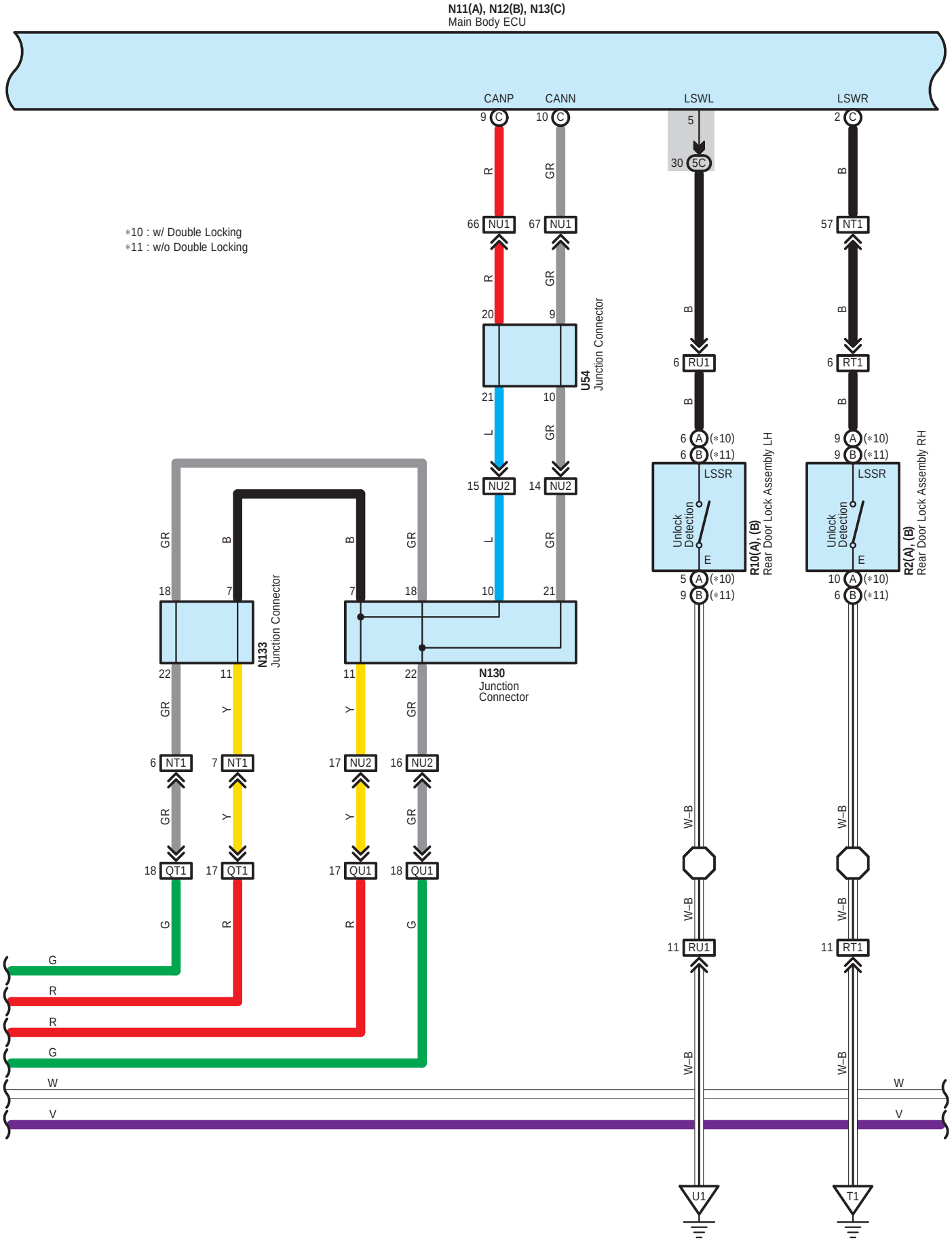
N11(A), N12(B), N13(C)
Main Body ECU
CANP
CANN
LSWL
LSWR
∗10 : w/ Double Locking
∗11 : w/o Double Locking
U54
Junction Connector
N133
Junction Connector
N130
Junction
Connector
R10(A), (B)
Rear Door Lock Assembly LH
R2(A), (B)
Rear Door Lock Assembly RH
Unlock
Detection
LSSR
U1
T1

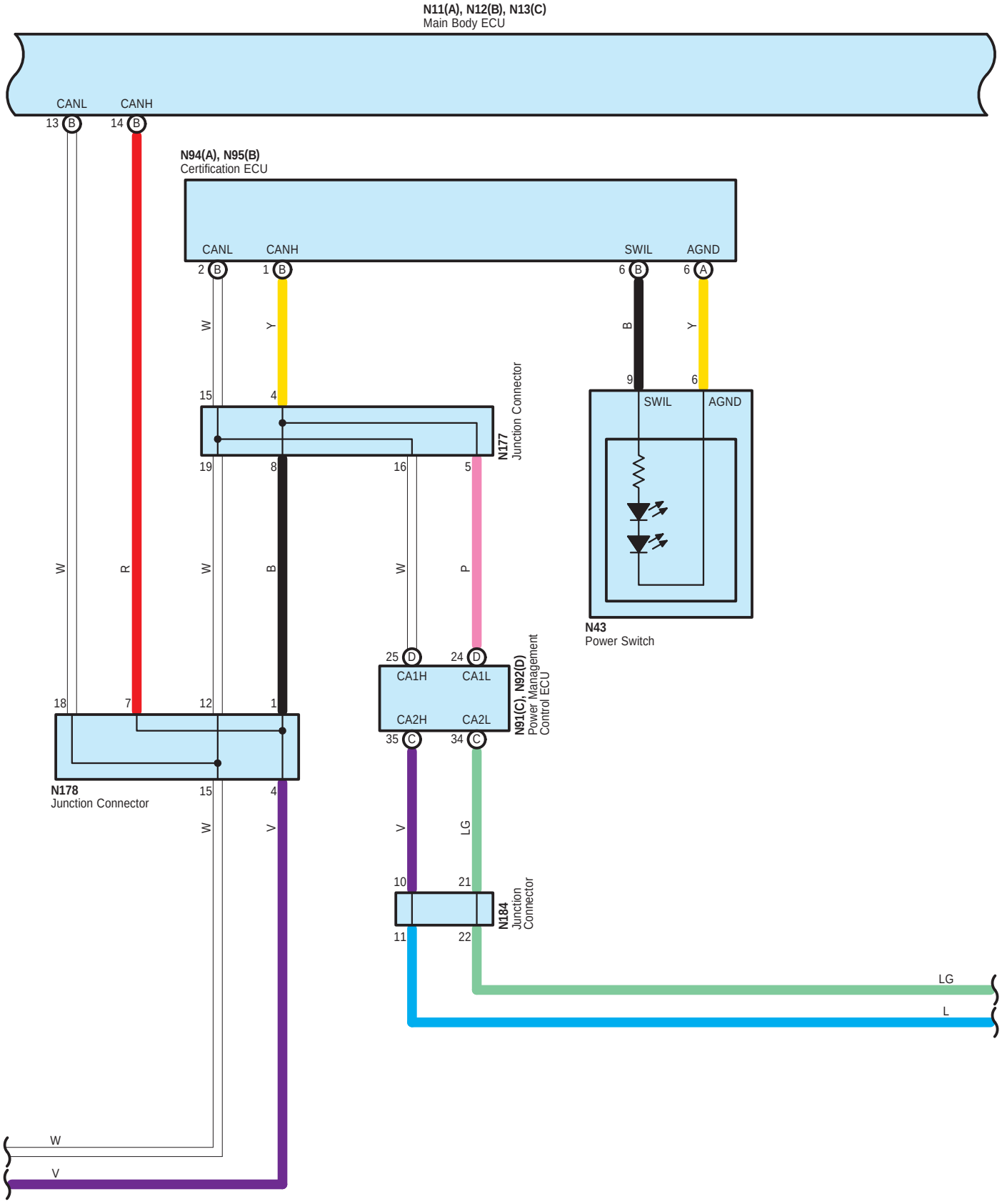
N11(A), N12(B), N13(C)
Main Body ECU
CANL
CANH
13 B
14 B
N94(A), N95(B)
Certification ECU
CANL
CANH
SWIL
AGND
2 B
1 B
6 B
6 A
W
Y
B
Y
15
4
9
6
SWIL
AGND
N177
Junction Connector
19
8
16
5
W
R
W
B
W
P
N43
Power Switch
25 D
24 D
CA1H
CA1L
CA2H
CA2L
35 C
34 C
N91(C), N92(D)
Power Management
Control ECU
18
7
12
1
N178
Junction Connector
15
4
W
V
V
LG
10
21
N184
Junction
Connector
11
22
LG
L
W
V

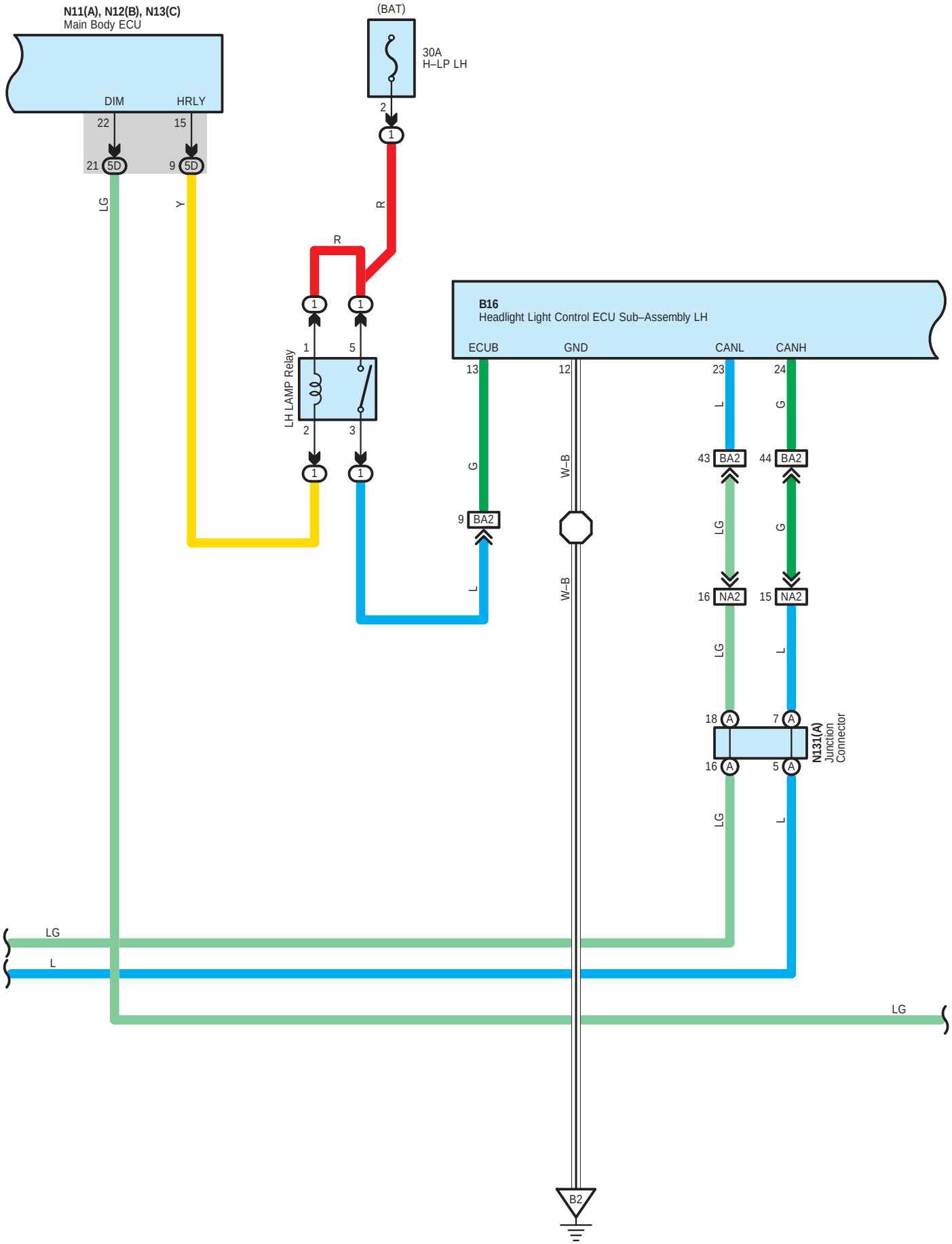
N11(A), N12(B), N13(C)
Main Body ECU
DIM
HRLY
22
15
21
5D
9
5D
(BAT)
30A
H–LP LH
2
1
LG
Y
R
R
1
1
1
5
LH LAMP Relay
2
3
1
1
B16
Headlight Light Control ECU Sub–Assembly LH
ECUB
GND
CANL
CANH
13
12
23
24
L
G
43
BA2
44
BA2
G
W–B
9
BA2
LG
G
L
W–B
16
NA2
15
NA2
LG
L
18
A
7
A
16
A
5
A
N131(A)
Junction
Connector
LG
L
LG
LG
B2

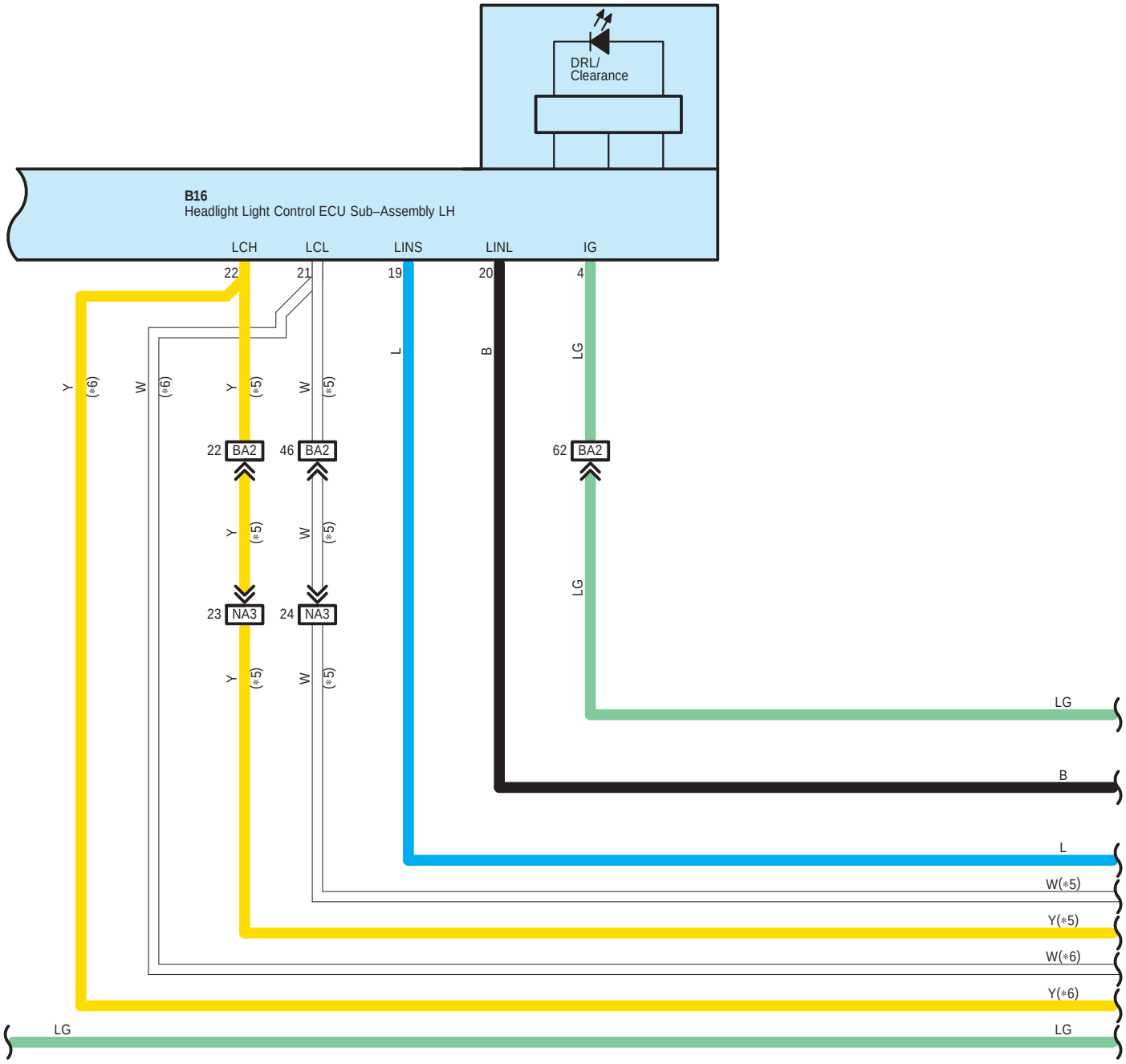

* 5 : w/ Adaptive High Beam System
* 6 : w/o Adaptive High Beam System

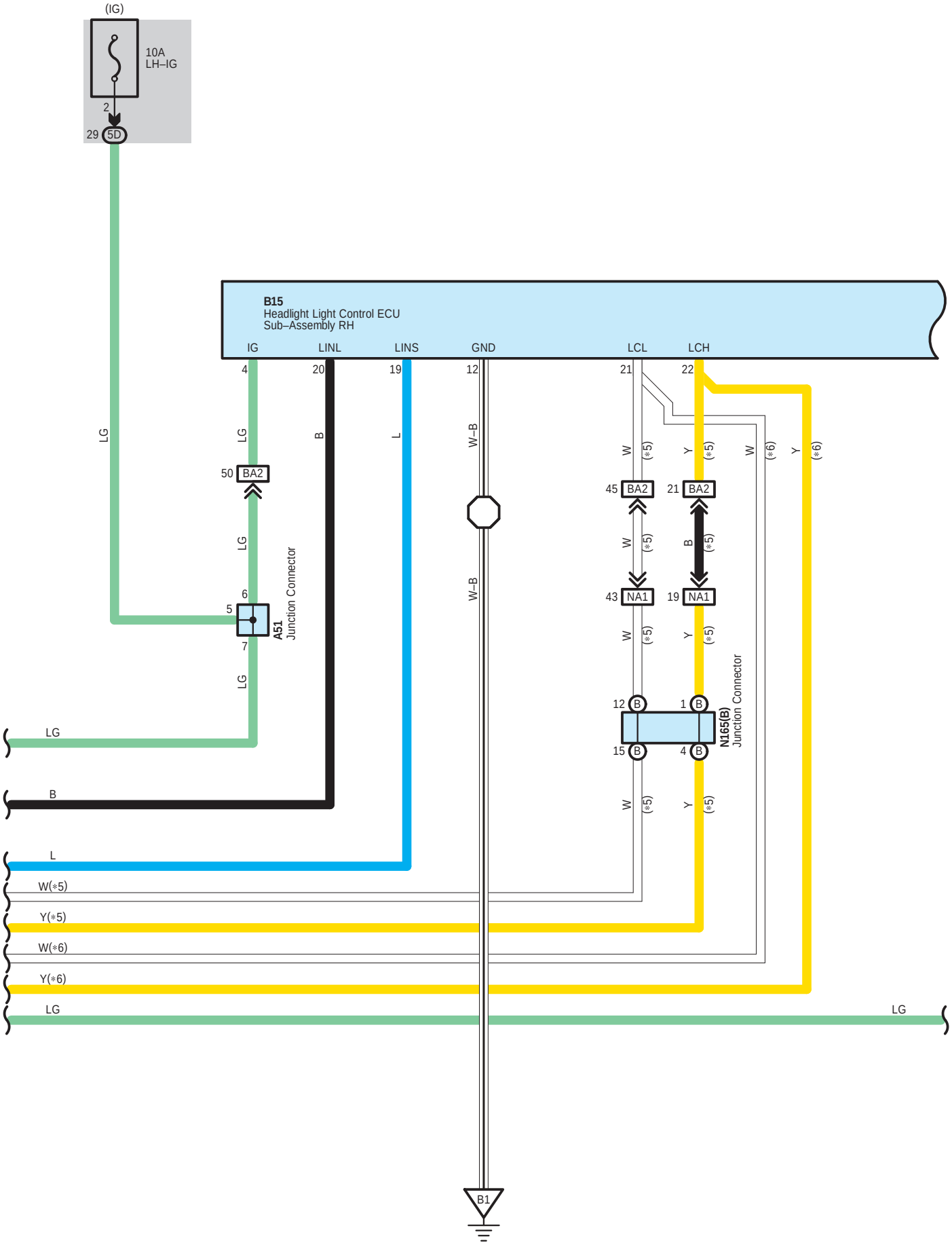
(IG)
10A
LH–IG
2
29 5D
B15
Headlight Light Control ECU
Sub–Assembly RH
IG
LINL
LINS
GND
LCL
LCH
4
20
19
12
21
22
LG
B
L
W–B
W
Y
(*5)
(*6)
50 BA2
45 BA2
21 BA2
43 NA1
19 NA1
6
5
7
A51
Junction Connector
12 B
1 B
15 B
4 B
N165(B)
Junction Connector
W(*5)
Y(*5)
W(*6)
Y(*6)
B1

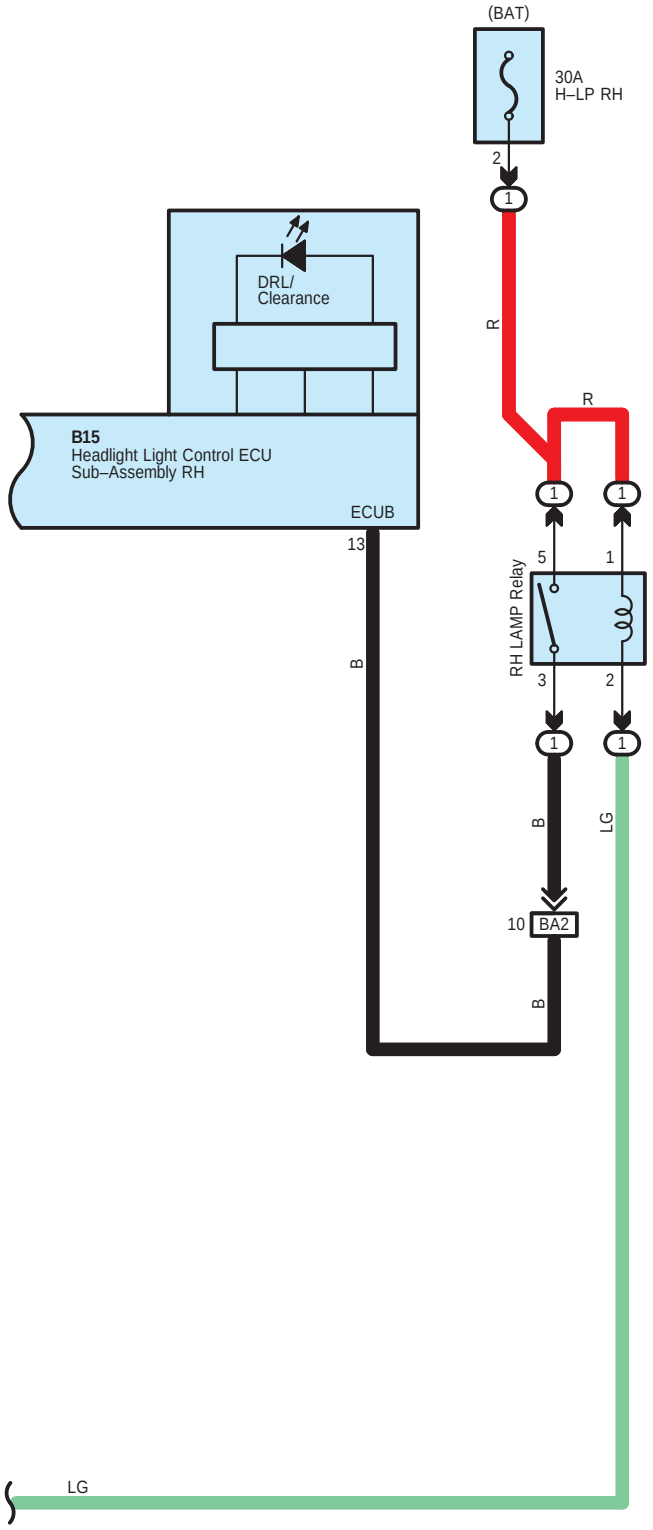
(BAT)
30A
H–LP RH
2
1
R
R
DRL/
Clearance
B15
Headlight Light Control ECU
Sub–Assembly RH
ECUB
13
B
1
1
5
1
RH LAMP Relay
3
2
1
1
B
LG
10
BA2
B
LG

A 51
Blue

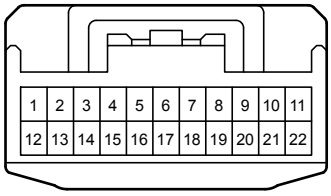

B 15
Gray

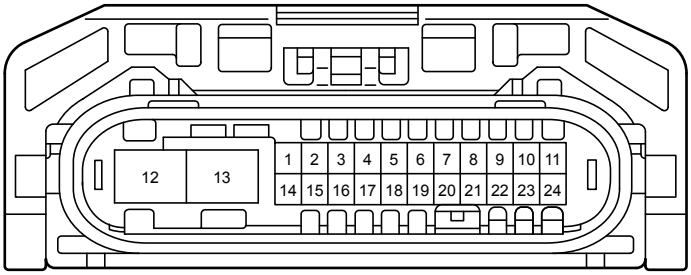

B 16
Gray

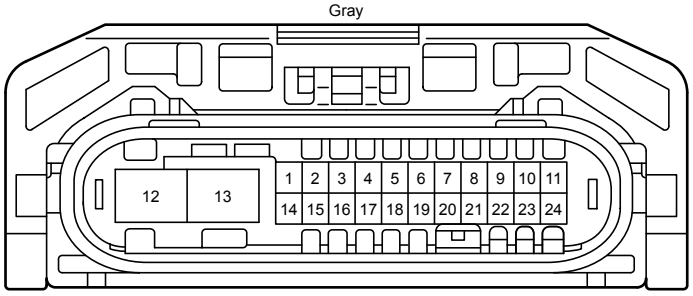

N 2
Black

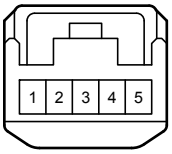

N 3
White

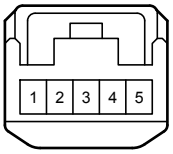

N 6
Black



N 7
Black

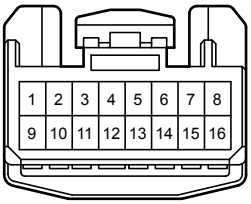

N 11
White

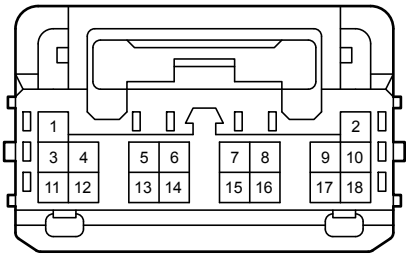

N 12
White

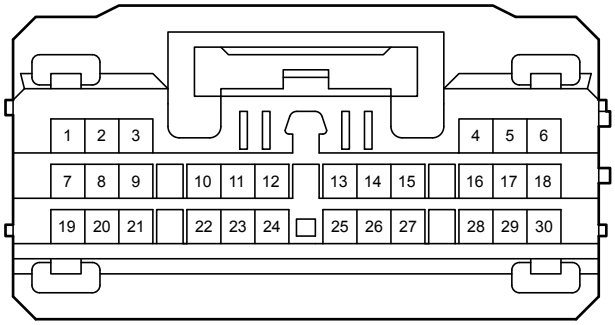

N 13
White

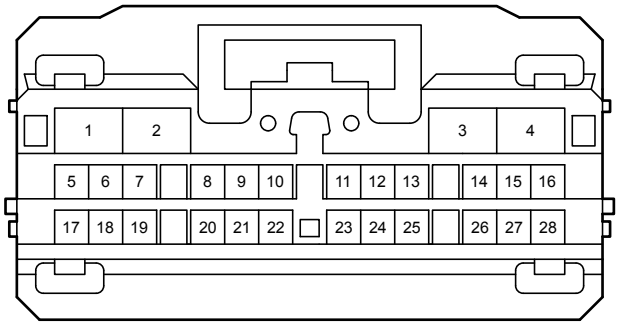

N 23
Black

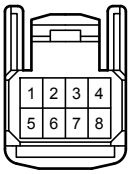

N 28
Black

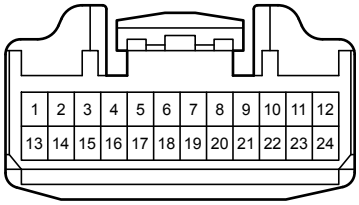

N 31
Black

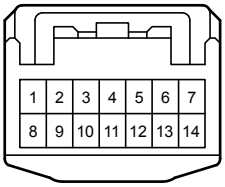

N 35
White

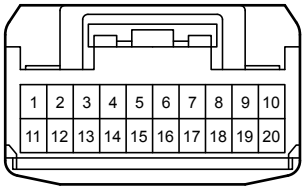

N 40
Black

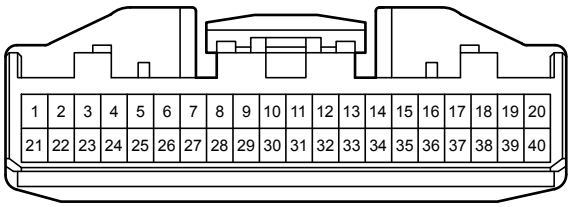

N 41
White



N 42
Black

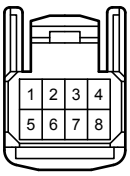

N 43
Black

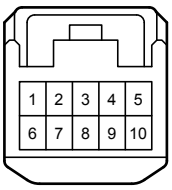

N 46
Blue

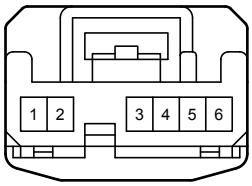

N 56
Black

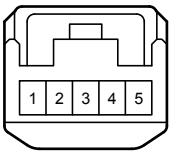

N 57
White

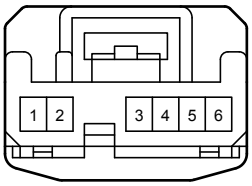

N 59
Black



N 60
White



N 62
Black

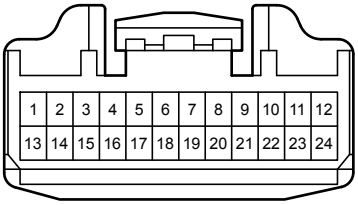

N 64
White

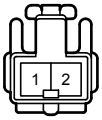

N 72
Black



N 85
Gray

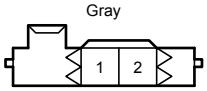

N 88
White

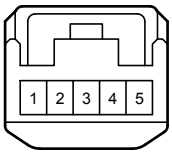

N 91
Gray

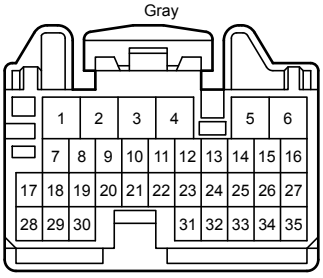

N 92
Gray

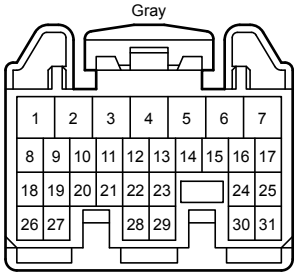

N 94
White

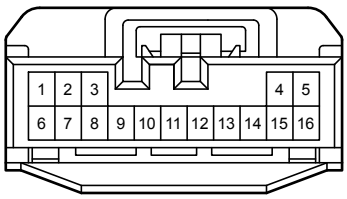

N 95
White

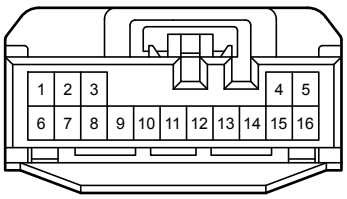

N126
Blue

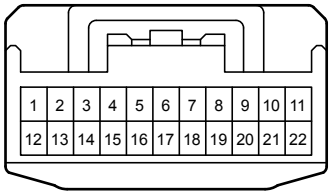

N130
Black

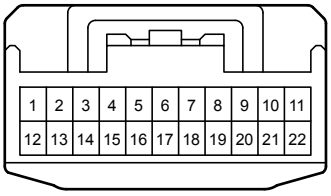

N131
Gray

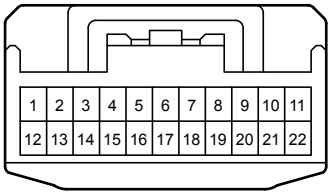

N133
Black

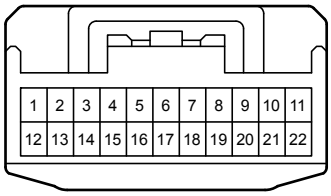

N155
Black

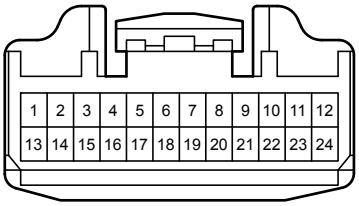

N163
Blue

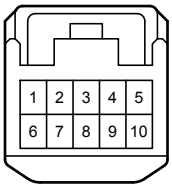

N164
White

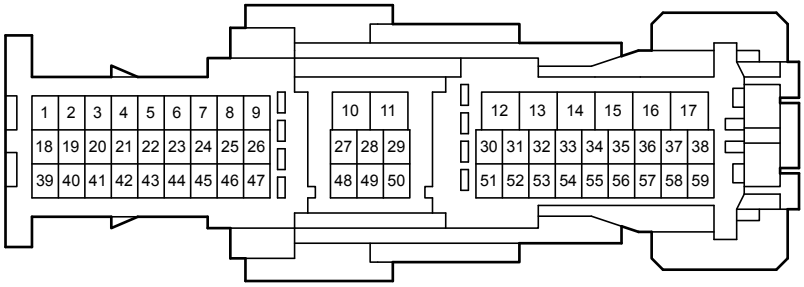

N165
Black

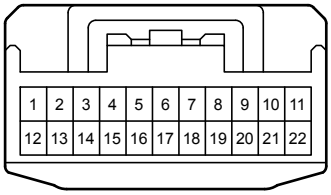

N169
White

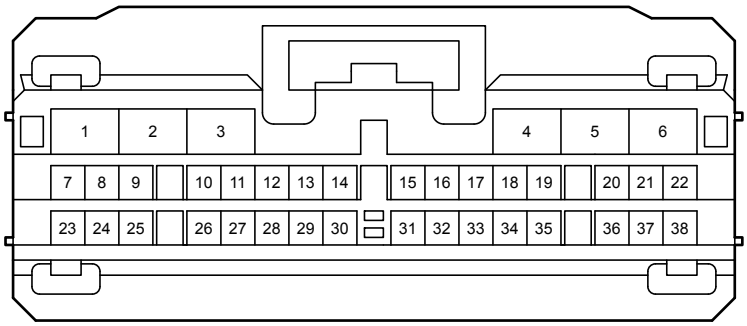

N175
White

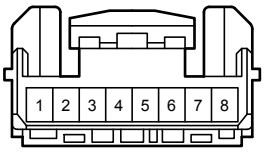

N177
Gray

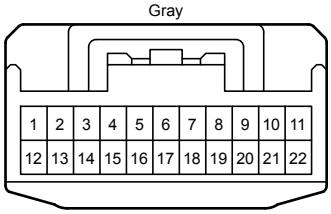

N178
Gray

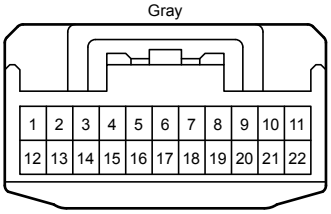

N180
White



N184
Blue

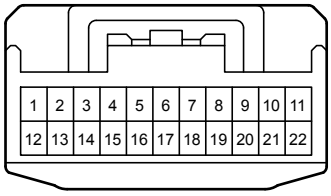

O 1
Blue

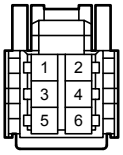

Q 3
White

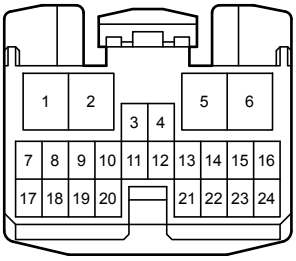

Q 4
White

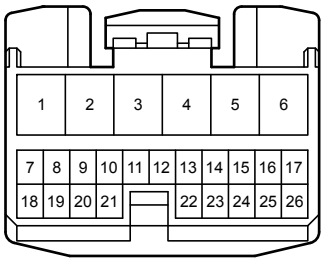

Q 7
White

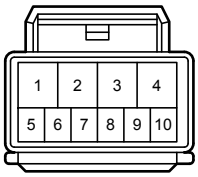

Q 9
White



Q 18
White

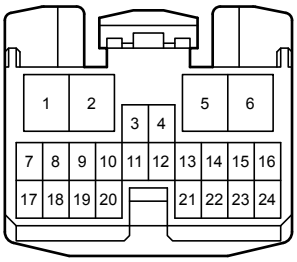

Q 19
White

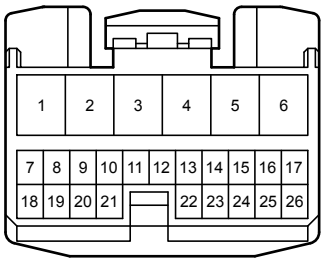

Q 22
White

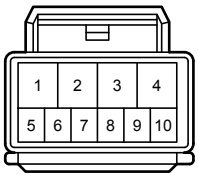

Q 25
White

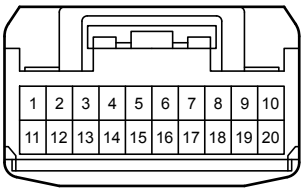

R 2
White

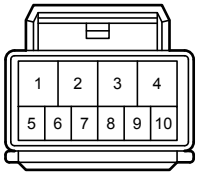

R 10
White

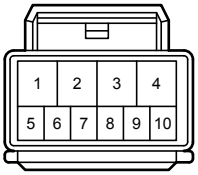

T 44
Blue



T 45
Blue



U 43
White

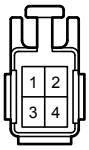

U 45
White

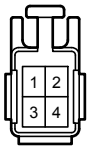

U 54
Blue

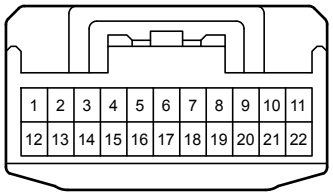

U 65
White

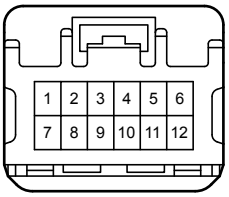

W 1
Black

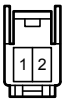

Y 9
White

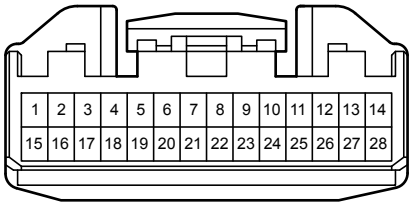

Y 11
White

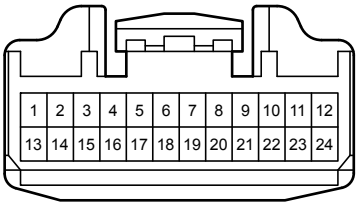

Y 20
White

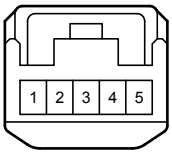

Z 1
White

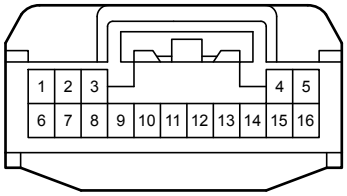

a 3
White

a 6
White

a 11
White

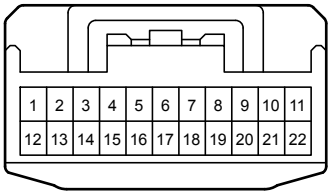

a 12
White

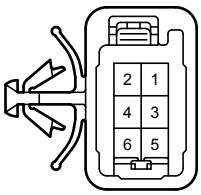

a 13
White

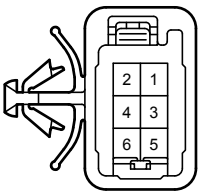

z 4
Black

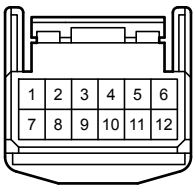

1A
Black

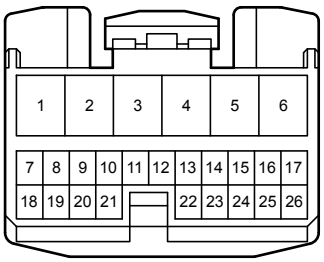

1B
Black



1E
White

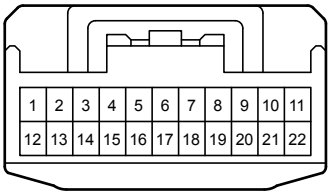

1F
White

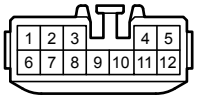

1G
Black

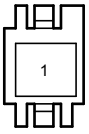

1I
White

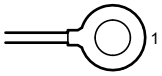

4A
White

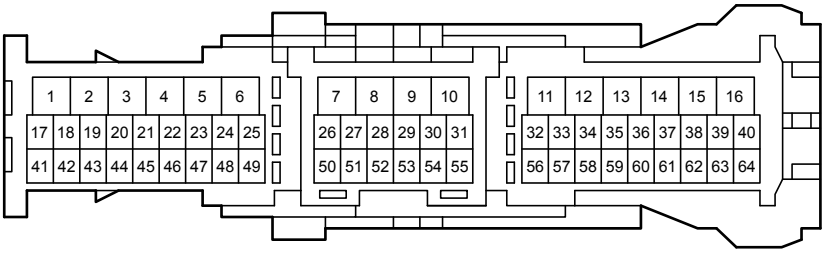

4C
White

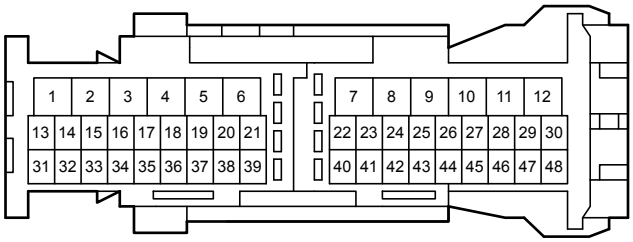

5A
White

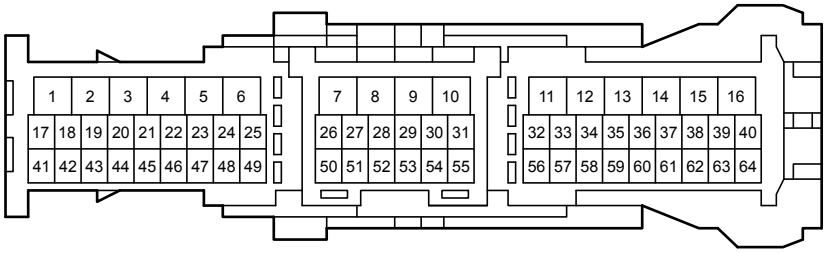

5B
White

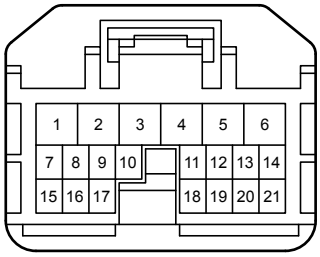

5C
White

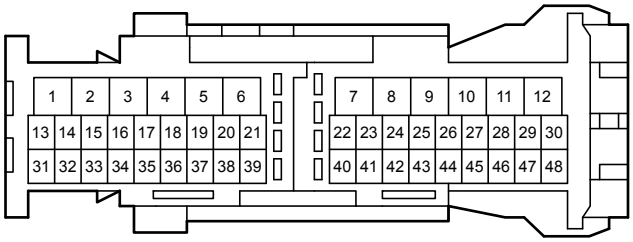

5D
White

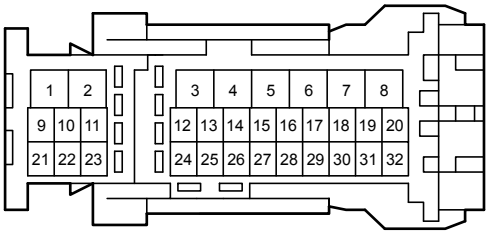

6A
White

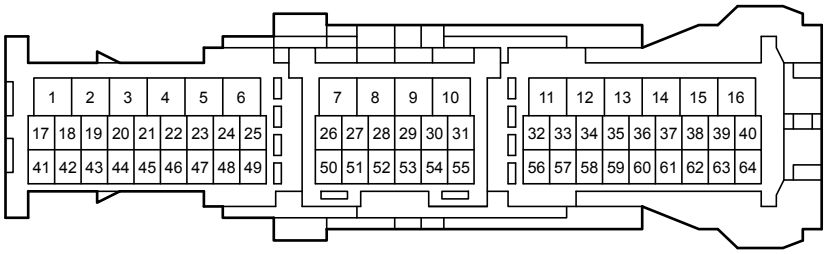

6B
White

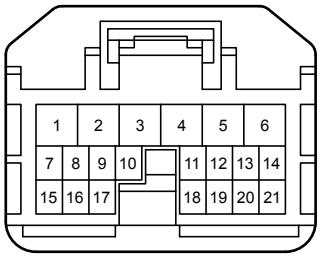

AU1
White

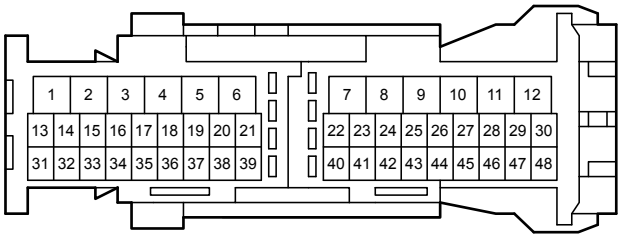

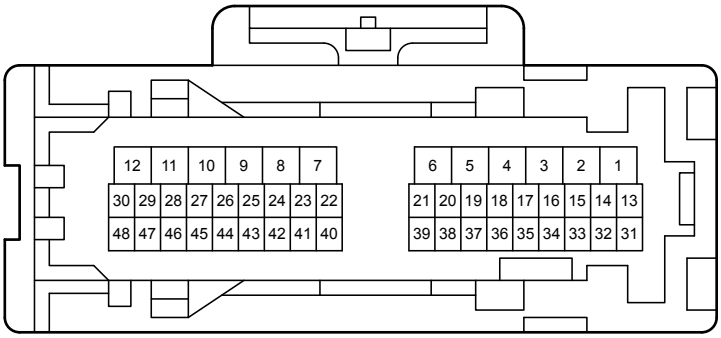

BA2
White

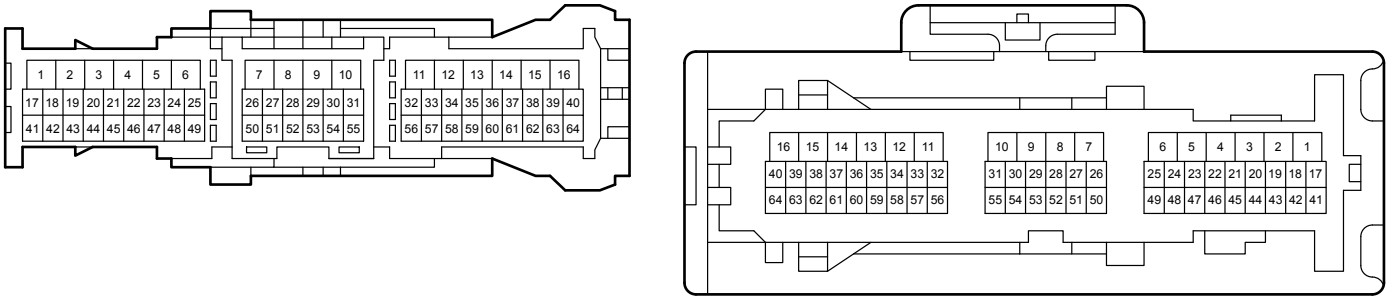

NA1
White

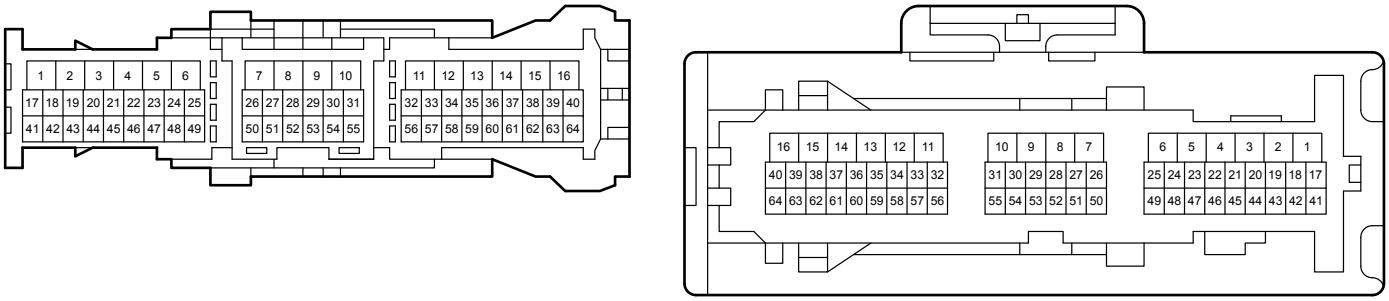

NA2
White

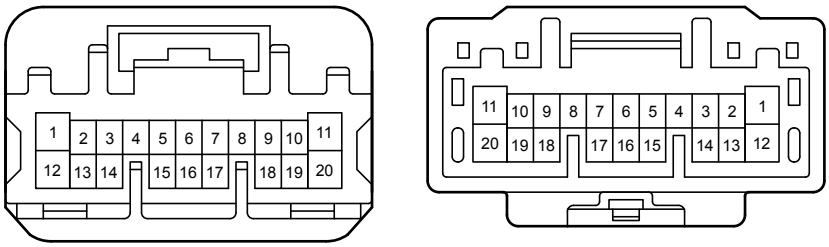

NA3
White

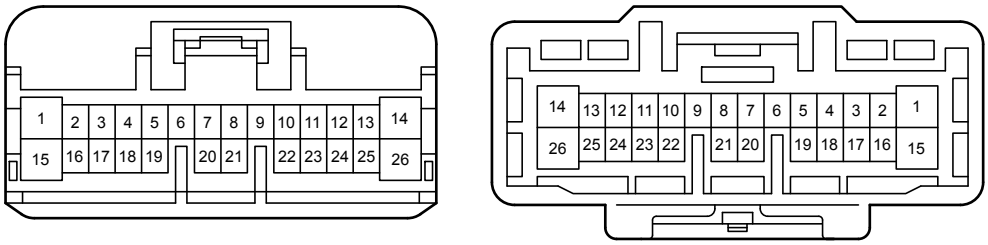

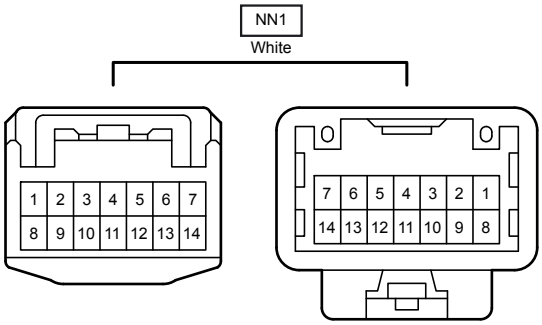
NN1
White
1 2 3 4 5 6 7
8 9 10 11 12 13 14
7 6 5 4 3 2 1
14 13 12 11 10 9 8

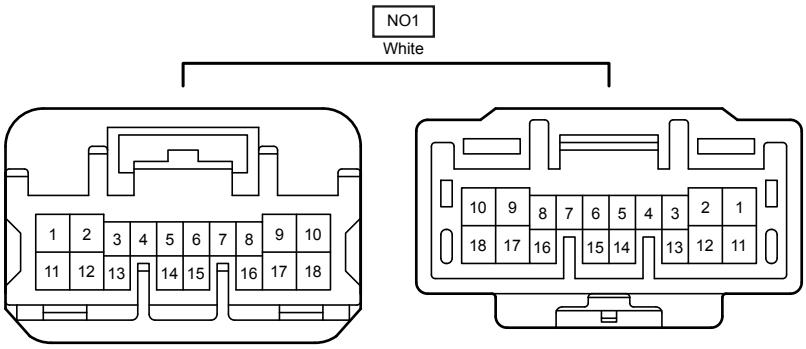
NO1
White
1 2 3 4 5 6 7 8 9 10
11 12 13 14 15 16 17 18
10 9 8 7 6 5 4 3 2 1
18 17 16 15 14 13 12 11

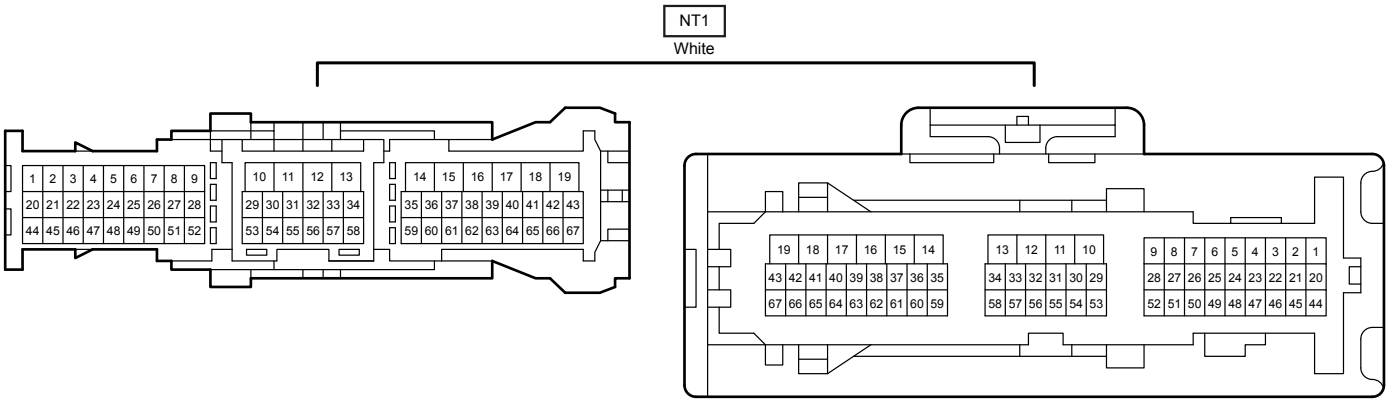
NT1
White
1 2 3 4 5 6 7 8 9
20 21 22 23 24 25 26 27 28
44 45 46 47 48 49 50 51 52
10 11 12 13
29 30 31 32 33 34
53 54 55 56 57 58
14 15 16 17 18 19
35 36 37 38 39 40 41 42 43
59 60 61 62 63 64 65 66 67
19 18 17 16 15 14
43 42 41 40 39 38 37 36 35
67 66 65 64 63 62 61 60 59
13 12 11 10
34 33 32 31 30 29
58 57 56 55 54 53
9 8 7 6 5 4 3 2 1
28 27 26 25 24 23 22 21 20
52 51 50 49 48 47 46 45 44

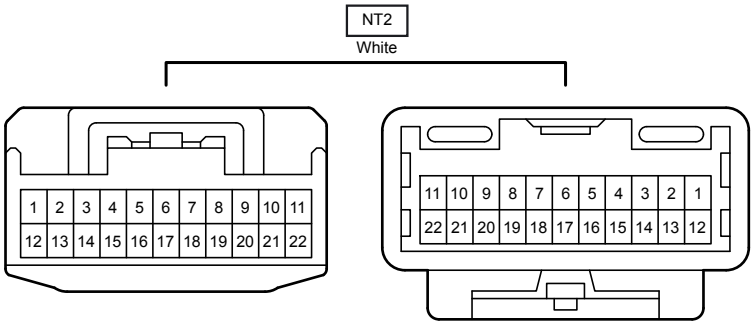
NT2
White
1 2 3 4 5 6 7 8 9 10 11
12 13 14 15 16 17 18 19 20 21 22
11 10 9 8 7 6 5 4 3 2 1
22 21 20 19 18 17 16 15 14 13 12

NU1
White

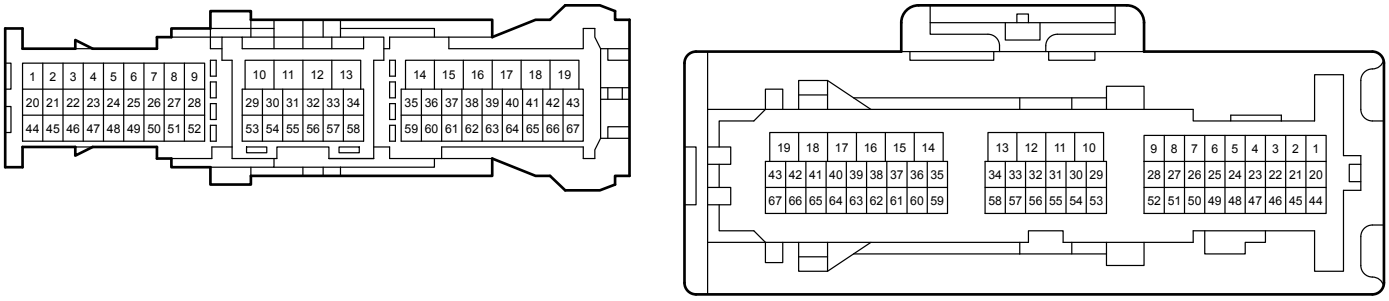

NU2
White

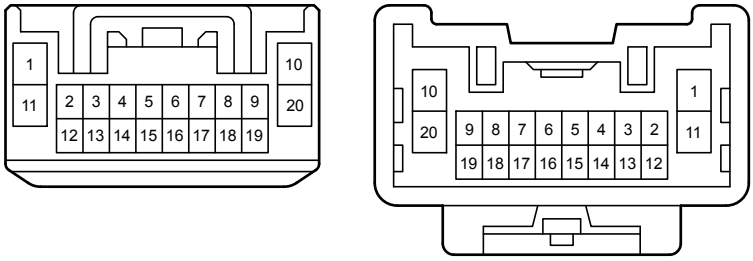

NY1
White

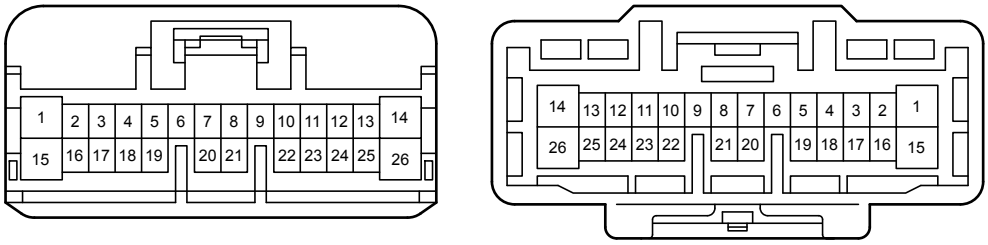

NY2
White

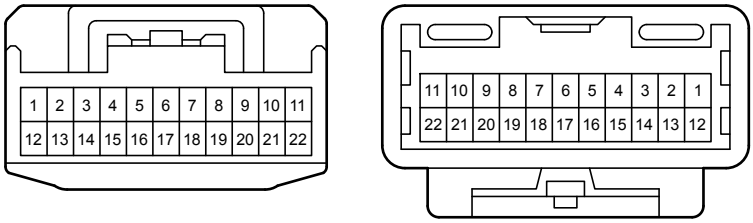

QT1
White

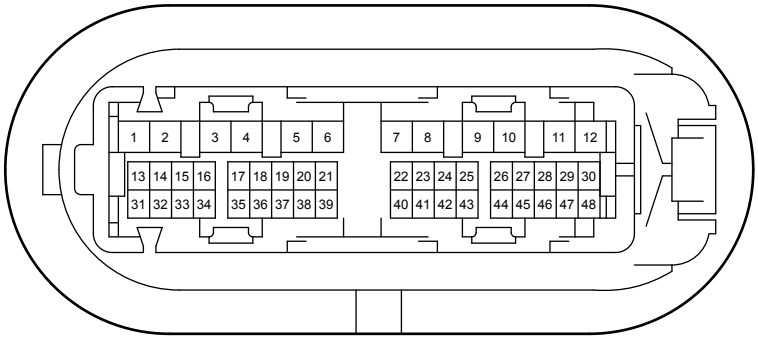

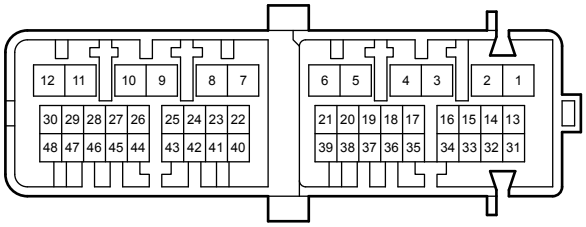

QU1
White

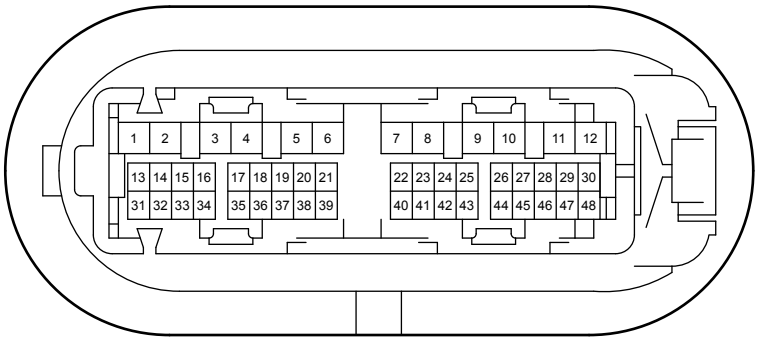

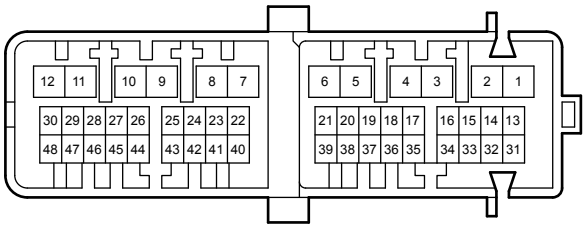

RT1
White

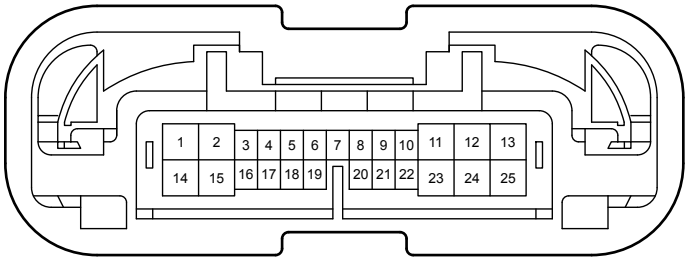

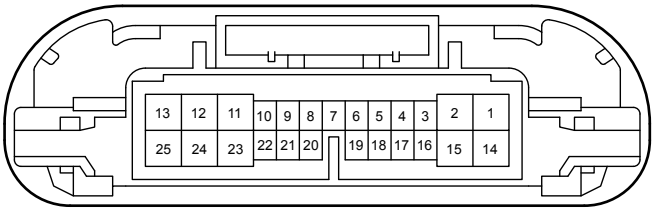

RU1
White

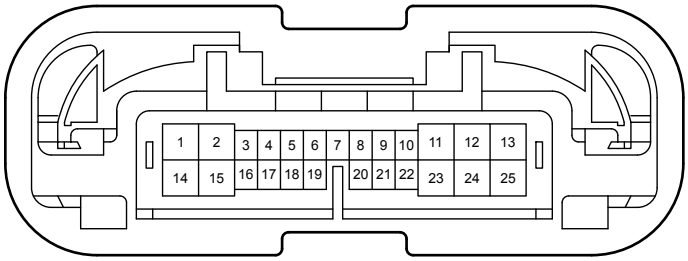

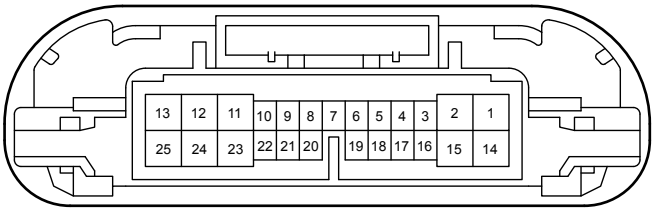

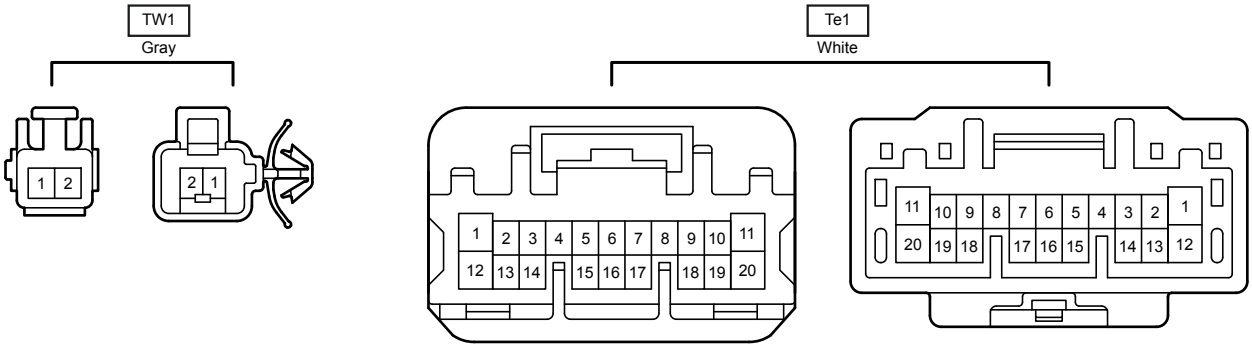
TW1
Gray
1 2
2 1
Te1
White
1 2 3 4 5 6 7 8 9 10 11
12 13 14 15 16 17 18 19 20
11 10 9 8 7 6 5 4 3 2 1
20 19 18 17 16 15 14 13 12

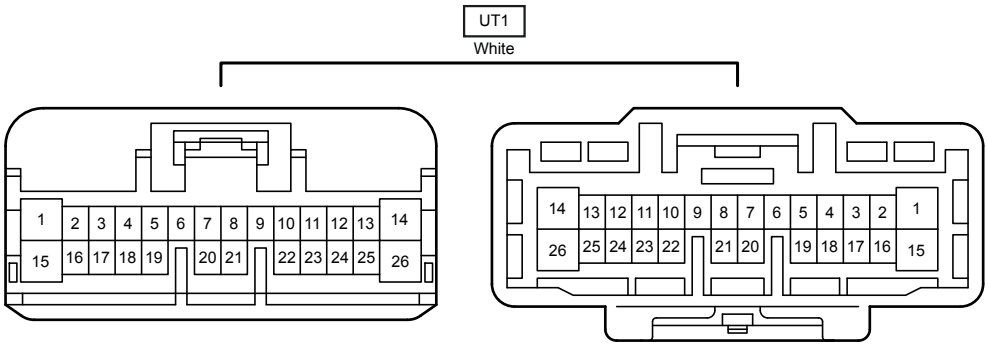
UT1
White
1 2 3 4 5 6 7 8 9 10 11 12 13 14
15 16 17 18 19 20 21 22 23 24 25 26
14 13 12 11 10 9 8 7 6 5 4 3 2 1
26 25 24 23 22 21 20 19 18 17 16 15

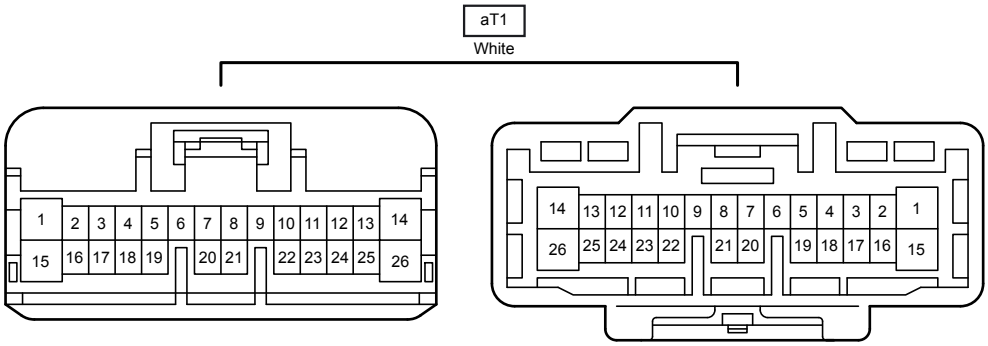
aT1
White
1 2 3 4 5 6 7 8 9 10 11 12 13 14
15 16 17 18 19 20 21 22 23 24 25 26
14 13 12 11 10 9 8 7 6 5 4 3 2 1
26 25 24 23 22 21 20 19 18 17 16 15

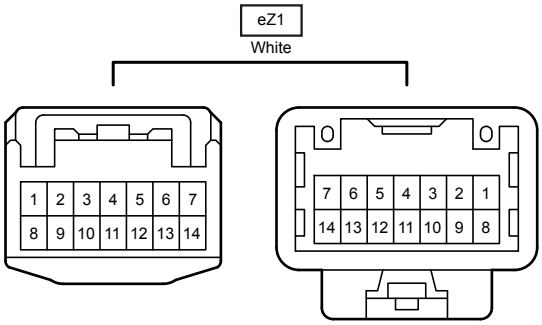
eZ1
White
1 2 3 4 5 6 7
8 9 10 11 12 13 14
7 6 5 4 3 2 1
14 13 12 11 10 9 8