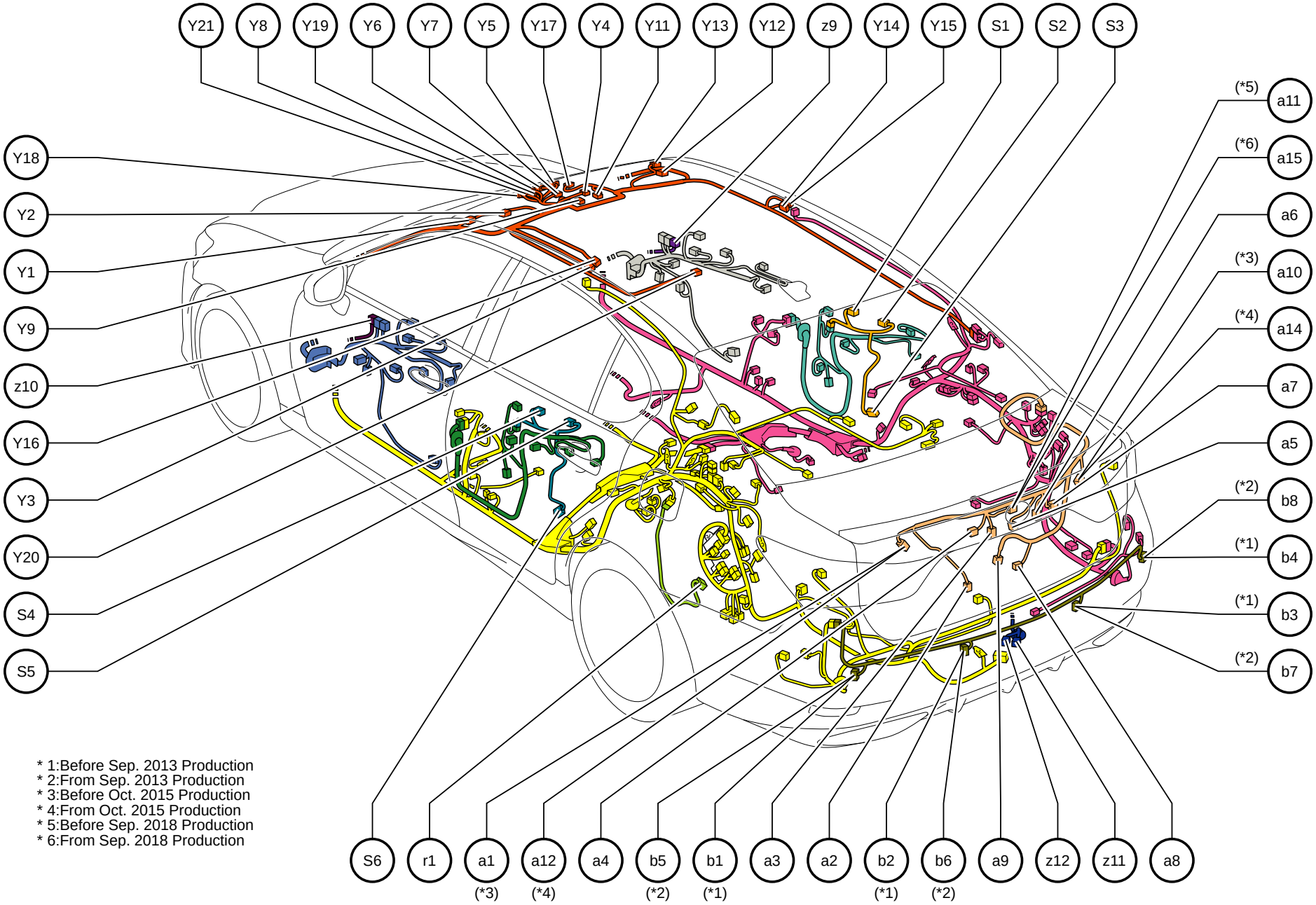

* 1:Before Sep. 2013 Production
* 2:From Sep. 2013 Production
* 3:Before Oct. 2015 Production
* 4:From Oct. 2015 Production
* 5:Before Sep. 2018 Production
* 6:From Sep. 2018 Production

S 1 Rear Door Inside Handle Illumination Light Assembly RH
S 2 Rear Ambient Light RH (No. 1 Interior Illumination Light Assembly RH)
S 3 Rear Door Courtesy Light RH
S 4 Rear Door Inside Handle Illumination Light Assembly LH
S 5 Rear Ambient Light LH (No. 1 Interior Illumination Light Assembly LH)
S 6 Rear Door Courtesy Light LH

Y 1 Visor Assembly LH
Y 2 Vanity Light Assembly LH
Y 3 Spot Light Assembly LH
Y 4 Sliding Roof Control ECU (Sliding Roof Drive Gear Sub-Assembly)
Y 5 Rain Sensor
Y 6 Humidity Sensor (A/C Thermistor Assembly)
Y 7 Lane Recognition Camera Sensor Assembly
Y 8 Inner Rear View Mirror Assembly
Y 9 Map Light Assembly
Y 11 Map Light Assembly
Y 12 Vanity Light Assembly RH
Y 13 Visor Assembly RH
Y 14 Spot Light Assembly RH
Y 15 Spot Light Assembly RH
Y 16 Spot Light Assembly LH
Y 17 Night View Camera Assembly
Y 18 Forward Recognition Camera
Y 19 Inner Rear View Mirror Assembly
Y 20 Spot Light Assembly
Y 21 Forward Recognition with Heater Hood Sub-Assembly

a 1 Rear Light Assembly LH
a 2 Door Control Switch
a 3 License Plate Light Assembly LH
a 4 Door Unlock Switch Sub-Assembly
a 5 Rear Television Camera Assembly
a 6 License Plate Light Assembly RH
a 7 Luggage Electrical Key Switch
a 8 Luggage Compartment Door Lock Assembly
a 9 Luggage Compartment Door Lock Assembly
a 10 Rear Light Assembly RH
a 11 Junction Connector
a 12 Rear Light Assembly LH
a 14 Rear Light Assembly RH
a 15 Junction Connector

b 1 Rear No. 1 Ultrasonic Sensor LH
b 2 Rear No. 1 Ultrasonic Sensor Center LH
b 3 Rear No. 1 Ultrasonic Sensor Center RH
b 4 Rear No. 1 Ultrasonic Sensor RH
b 5 Rear No. 1 Ultrasonic Sensor LH
b 6 Rear No. 1 Ultrasonic Sensor Center LH
b 7 Rear No. 1 Ultrasonic Sensor Center RH
b 8 Rear No. 1 Ultrasonic Sensor RH

r 1 Rear Height Control Sensor Sub-Assembly LH

z 9 Front Multiplex Network Door ECU RH , Outer Rear View Mirror Assembly RH
z 10 Front Multiplex Network Door ECU LH , Outer Rear View Mirror Assembly LH
z 11 Rear Steering Control ECU , Rear Steering Link Assembly
z 12 Rear Steering Control ECU , Rear Steering Link Assembly

Position of Parts in Body <LHD>

S 1
White

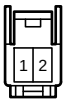

S 2
White

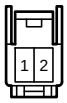

S 3
White

S 4
White

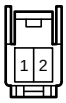

S 5
White

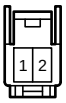

S 6
White

Y 1
White

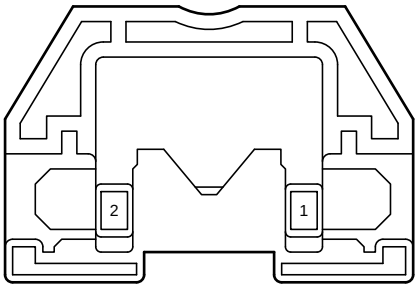

Y 2
Gray

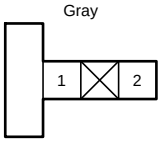

Y 3
White

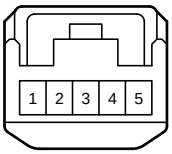

Y 4
White

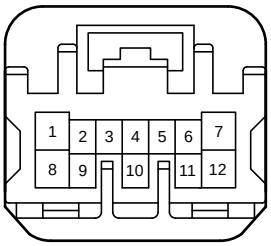

Y 5
Black



Y 6
Black

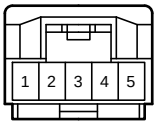

Y 7
White

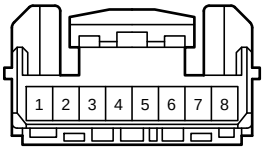

Y 8
Black

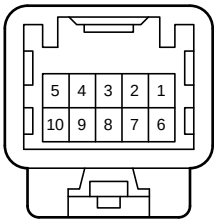

Y 9
White

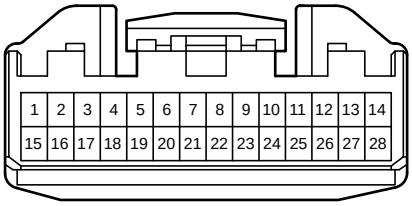

Y 11
White

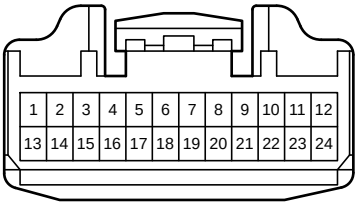

Y 12
Gray

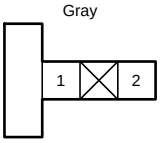

Y 13
White

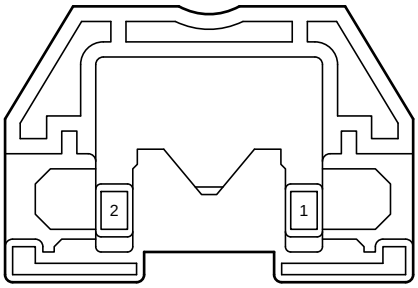

Y 14
White

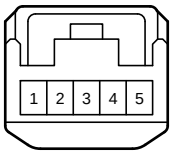

Y 15
White

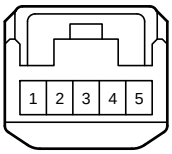

Y 16
White

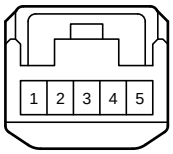

Y 17
Black

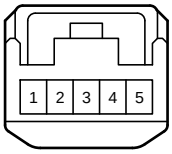

Y 18
Gray

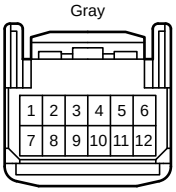

Y 19
Black

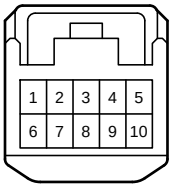

Y 20
White

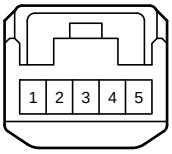

Y 21
Black

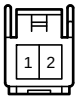

a 1
White

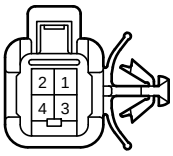

a 2
Black

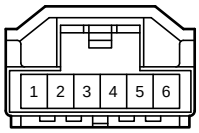

a 3
White

a 4
White

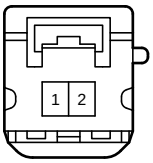

a 5
Gray

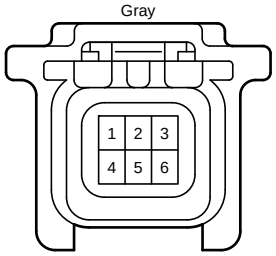

a 6
White

a 7
Black

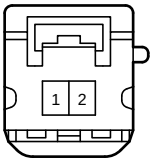

a 8
Black



a 9
White

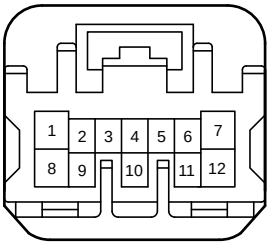

a 10
White



a 11
White

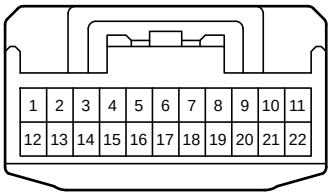

a 12
White

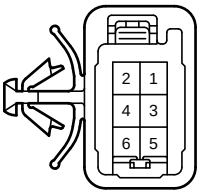

a 14
White

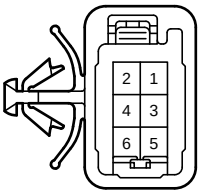

a 15
Black

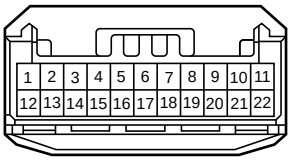

b 1
Black



b 2
Black



b 3
Black



b 4
Black



b 5
Black

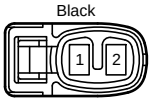

b 6
Black

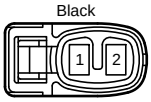

b 7
Black

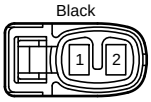

b 8
Black

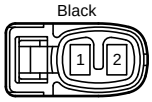

r 1
Black

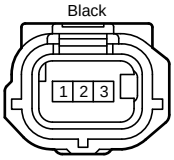

z 9
White

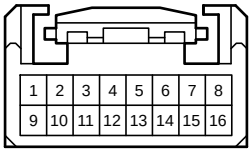

z 10
White

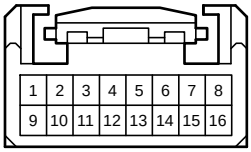

z 11
Black

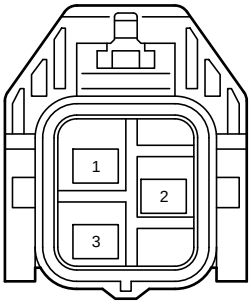
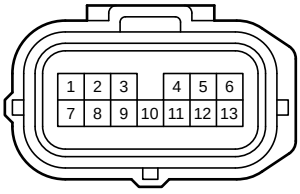
z 12
Black