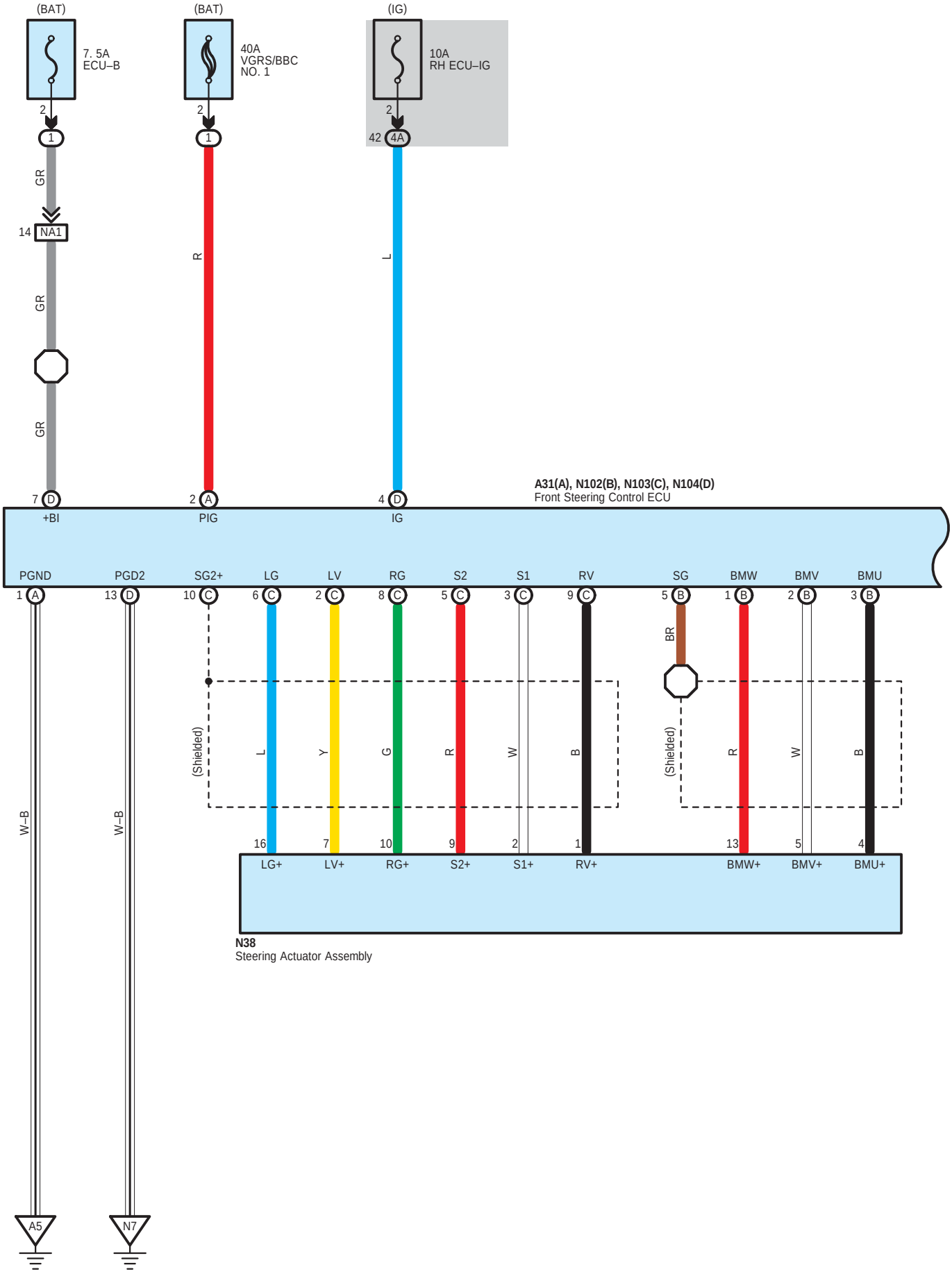
(BAT)
7. 5A
ECU–B
(BAT)
40A
VGRS/BBC
NO. 1
(IG)
10A
RH ECU–IG
GR
NA1
R
L
A31(A), N102(B), N103(C), N104(D)
Front Steering Control ECU
+BI
PIG
IG
PGND
PGD2
SG2+
LG
LV
RG
S2
S1
RV
SG
BMW
BMV
BMU
BR
(Shielded)
W–B
LG+
LV+
RG+
S2+
S1+
RV+
BMW+
BMV+
BMU+
N38
Steering Actuator Assembly
A5
N7

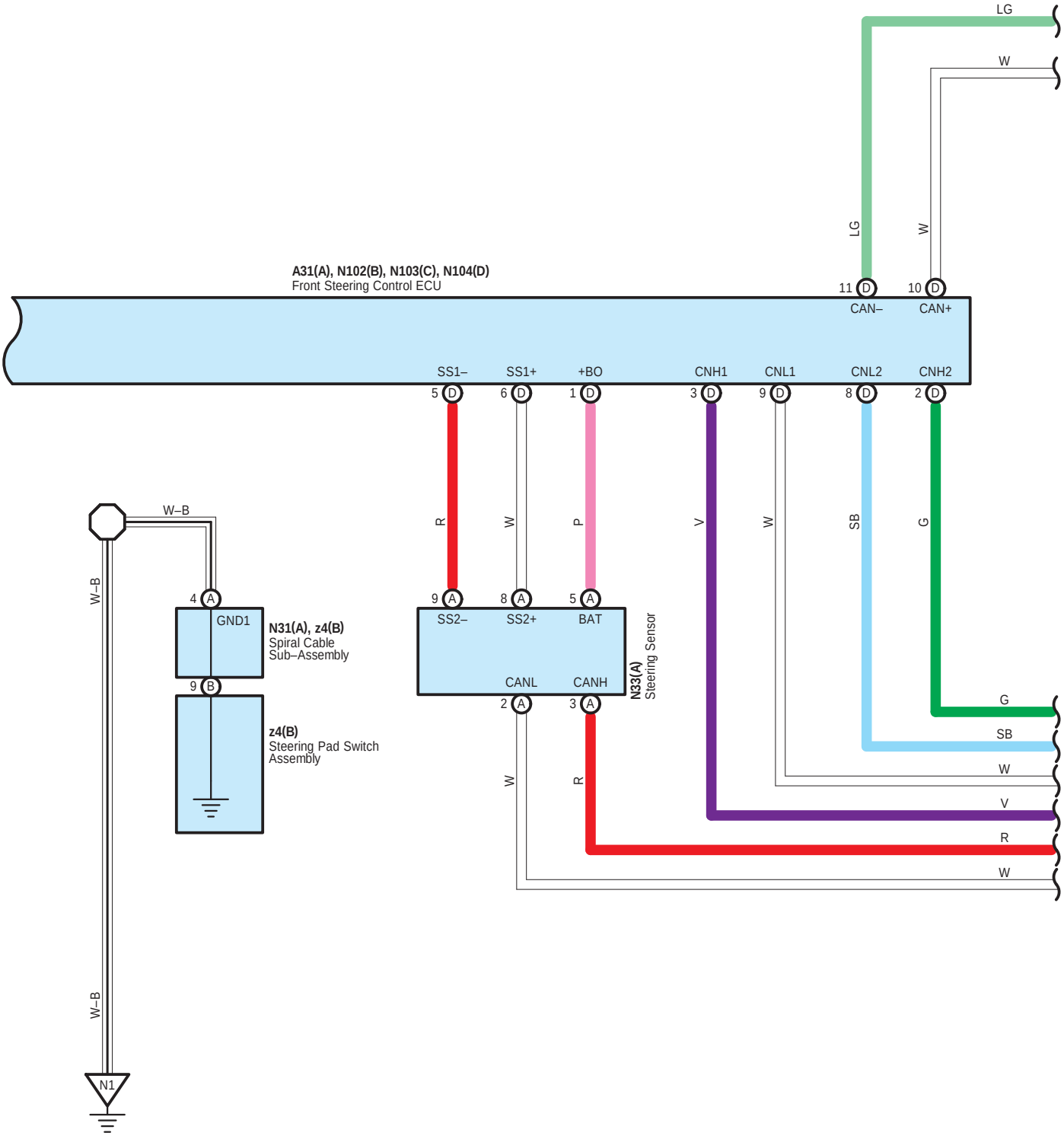
LG
W
LG
W
A31(A), N102(B), N103(C), N104(D)
Front Steering Control ECU
11 D
CAN–
10 D
CAN+
SS1–
SS1+
+BO
CNH1
CNL1
CNL2
CNH2
5 D
6 D
1 D
3 D
9 D
8 D
2 D
R
W
P
V
W
SB
G
W–B
W–B
W–B
4 A
GND1
N31(A), z4(B)
Spiral Cable
Sub–Assembly
9 B
z4(B)
Steering Pad Switch
Assembly
N1
9 A
SS2–
8 A
SS2+
5 A
BAT
CANL
CANH
2 A
3 A
N33(A)
Steering Sensor
W
R
G
SB
W
V
R
W

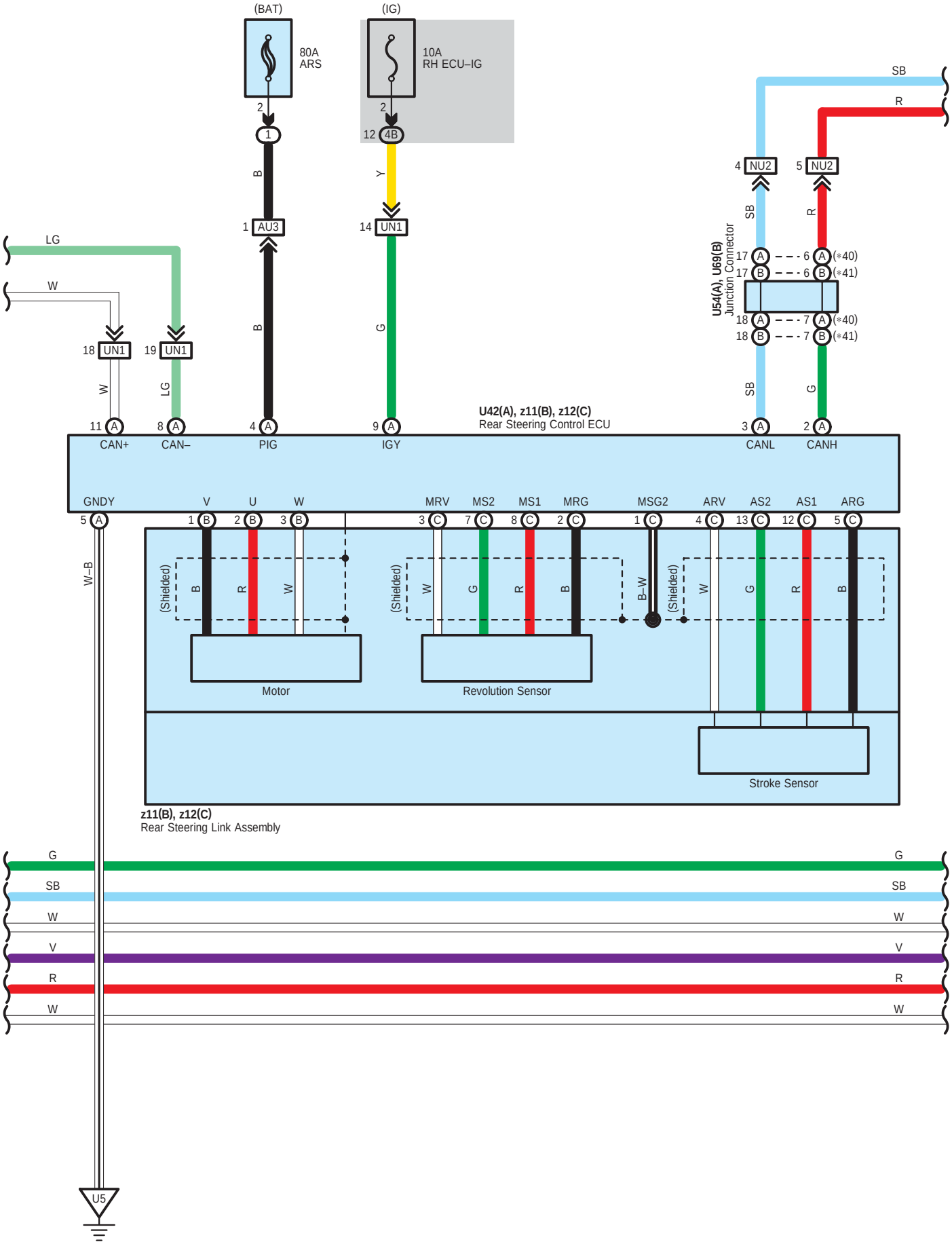
(BAT)
80A
ARS
(IG)
10A
RH ECU–IG
2
1
12 4B
B
Y
1 AU3
14 UN1
LG
W
18 UN1
19 UN1
W
LG
B
G
11 A
8 A
4 A
9 A
CAN+
CAN–
PIG
IGY
U42(A), z11(B), z12(C)
Rear Steering Control ECU
SB
R
4 NU2
5 NU2
SB
R
U54(A), U69(B)
Junction Connector
17 A
17 B
6 A (*40)
6 B (*41)
18 A
18 B
7 A (*40)
7 B (*41)
SB
G
3 A
2 A
CANL
CANH
GNDY
V
U
W
MRV
MS2
MS1
MRG
MSG2
ARV
AS2
AS1
ARG
5 A
1 B
2 B
3 B
3 C
7 C
8 C
2 C
1 C
4 C
13 C
12 C
5 C
W–B
(Shielded)
B
R
W
(Shielded)
W
G
R
B
B–W
(Shielded)
W
G
R
B
Motor
Revolution Sensor
Stroke Sensor
z11(B), z12(C)
Rear Steering Link Assembly
G
SB
W
V
R
W
U5

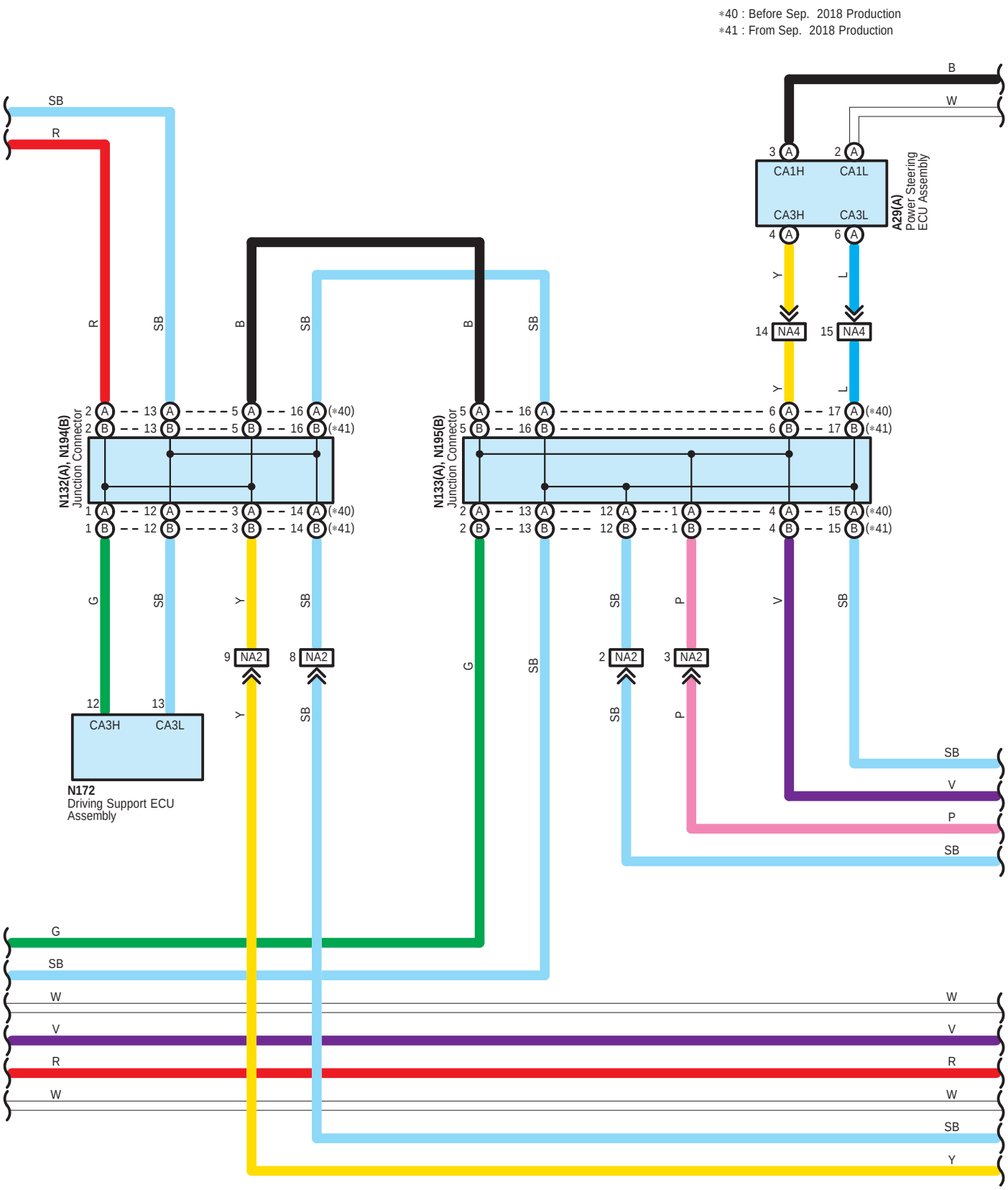
∗40 : Before Sep. 2018 Production
∗41 : From Sep. 2018 Production
A29(A)
Power Steering ECU Assembly
CA1H
CA1L
CA3H
CA3L
NA4
NA2
N132(A), N194(B)
Junction Connector
N133(A), N195(B)
Junction Connector
N172
Driving Support ECU Assembly
(∗40)
(∗41)

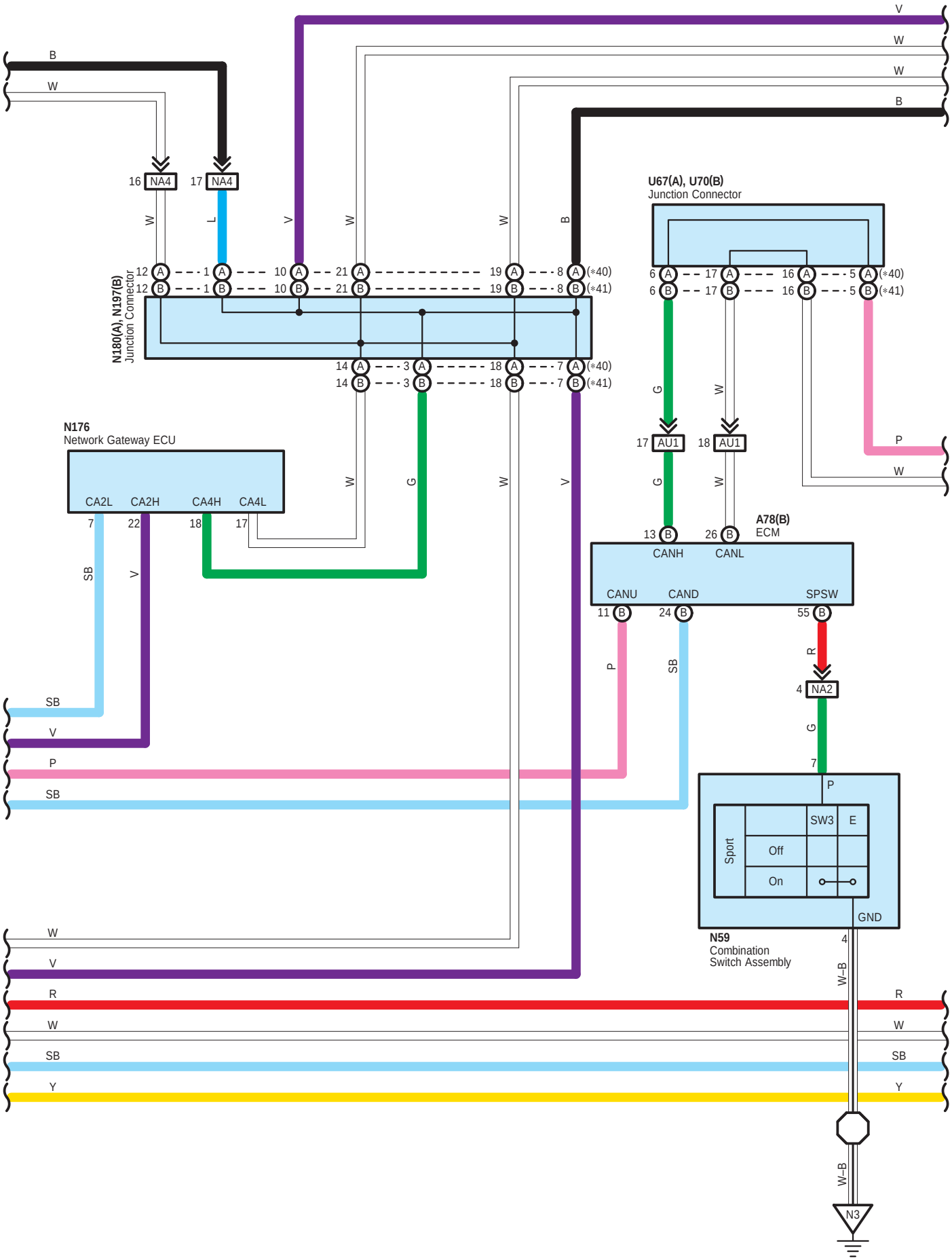
N180(A), N197(B)
Junction Connector
U67(A), U70(B)
Junction Connector
N176
Network Gateway ECU
CA2L
CA2H
CA4H
CA4L
A78(B)
ECM
CANH
CANL
CANU
CAND
SPSW
NA4
AU1
NA2
Sport
SW3
E
Off
On
GND
N59
Combination
Switch Assembly
N3

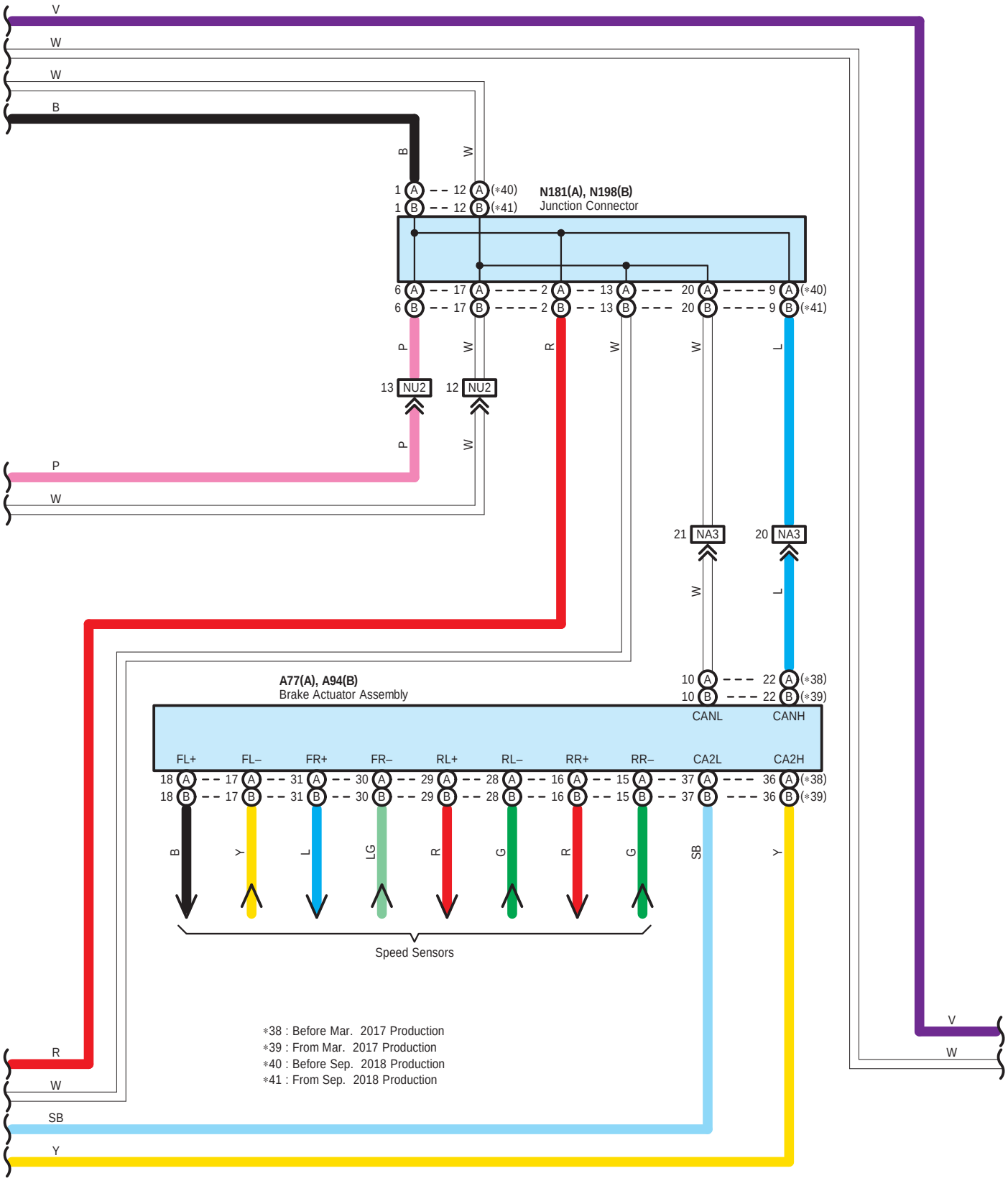
V
W
W
B
B
W
1 A 12 A (*40)
1 B 12 B (*41)
N181(A), N198(B)
Junction Connector
6 A 17 A 2 A 13 A 20 A 9 A (*40)
6 B 17 B 2 B 13 B 20 B 9 B (*41)
P
W
R
W
W
L
13 NU2
12 NU2
P
W
P
W
21 NA3
20 NA3
W
L
A77(A), A94(B)
Brake Actuator Assembly
10 A 22 A (*38)
10 B 22 B (*39)
CANL
CANH
FL+
FL–
FR+
FR–
RL+
RL–
RR+
RR–
CA2L
CA2H
18 A 17 A 31 A 30 A 29 A 28 A 16 A 15 A 37 A 36 A (*38)
18 B 17 B 31 B 30 B 29 B 28 B 16 B 15 B 37 B 36 B (*39)
B
Y
L
LG
R
G
R
G
SB
Y
Speed Sensors
*38 : Before Mar. 2017 Production
*39 : From Mar. 2017 Production
*40 : Before Sep. 2018 Production
*41 : From Sep. 2018 Production
V
W
R
W
SB
Y

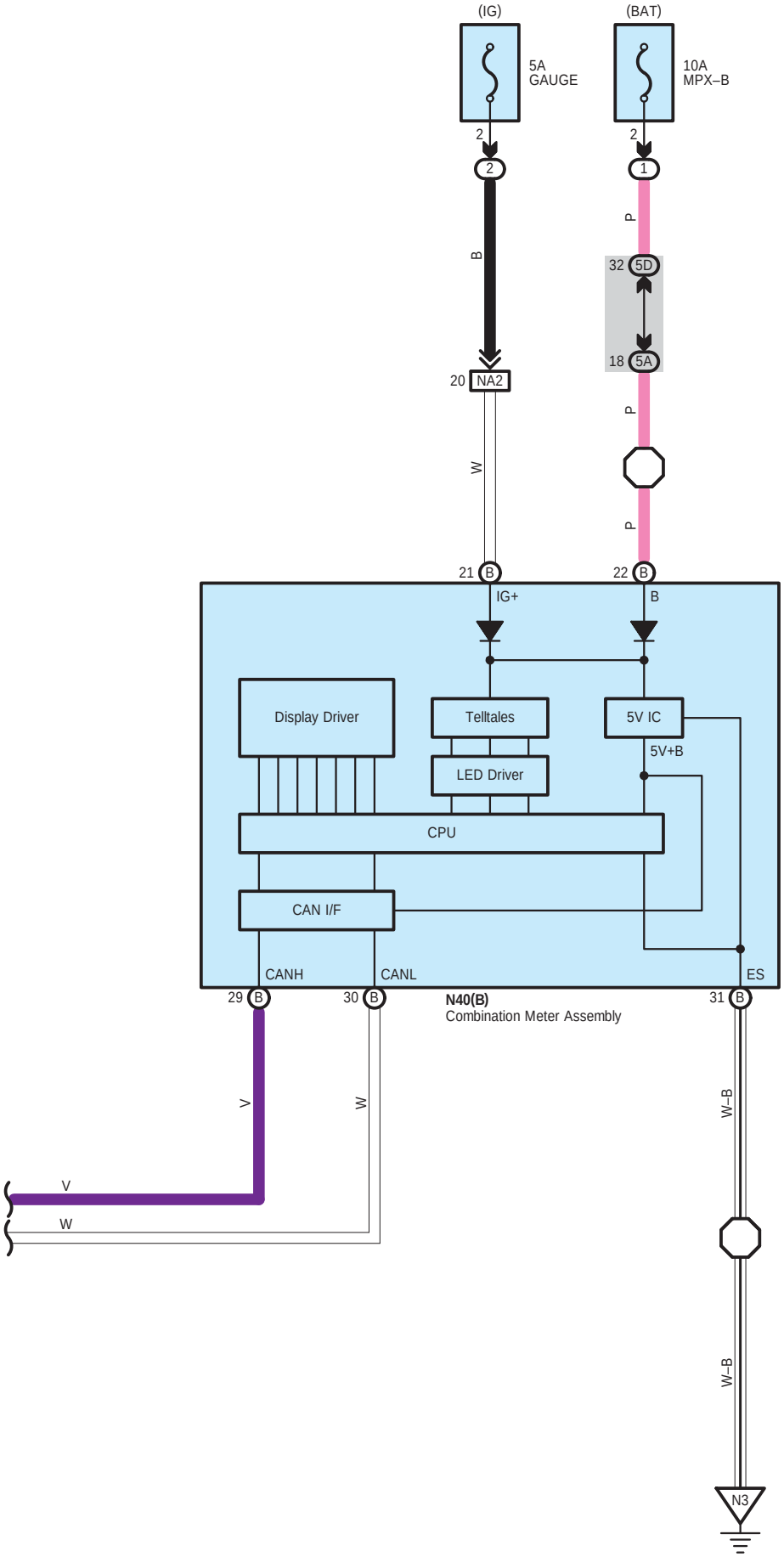
(IG)
(BAT)
5A
GAUGE
10A
MPX–B
2
2
2
1
B
P
32
5D
18
5A
20
NA2
W
P
P
21
B
22
B
IG+
B
Display Driver
Telltales
5V IC
5V+B
LED Driver
CPU
CAN I/F
CANH
CANL
ES
29
B
30
B
31
B
N40(B)
Combination Meter Assembly
V
W
W–B
W–B
V
W
N3

A 29
Black

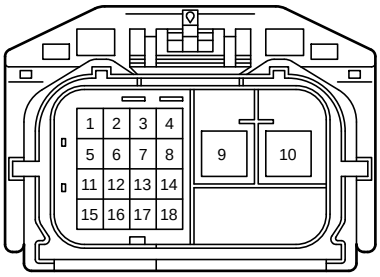

A 31
White

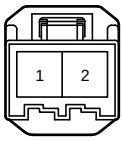

A 77
Black

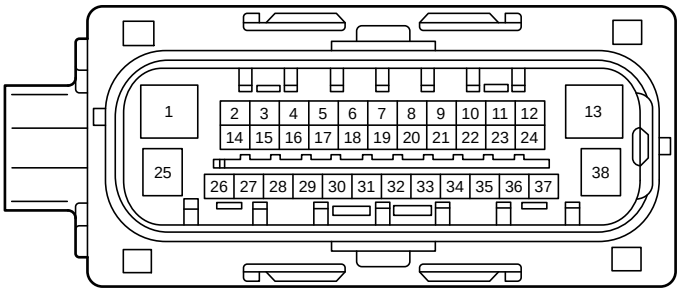

A 78
Black

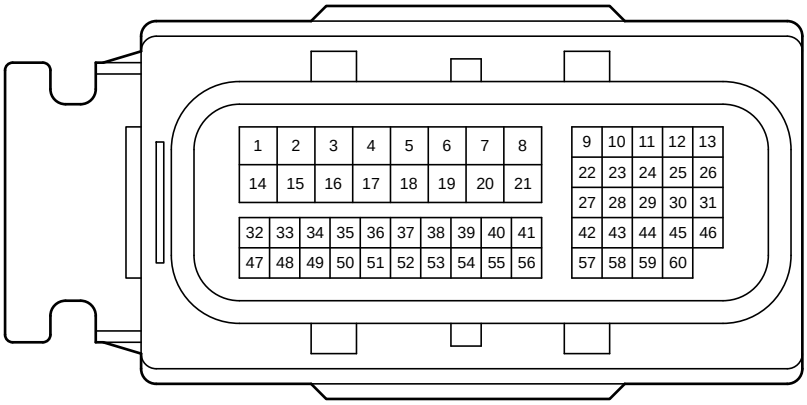

A 94
Black

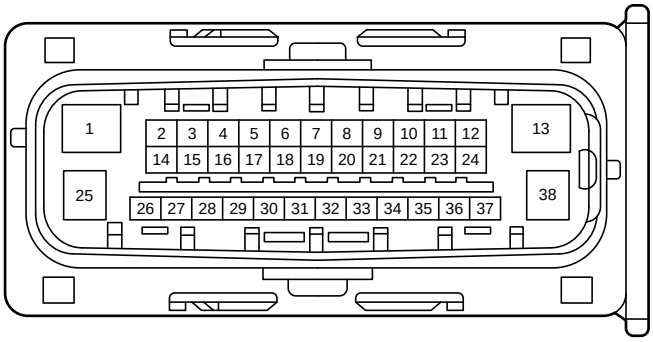

N 31
Black

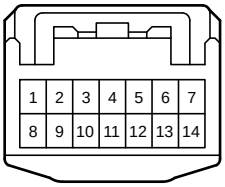

N 33
White

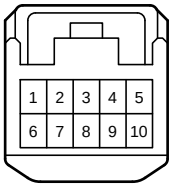

N 38
White

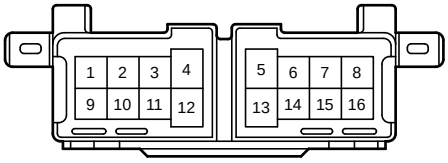

N 40
Black

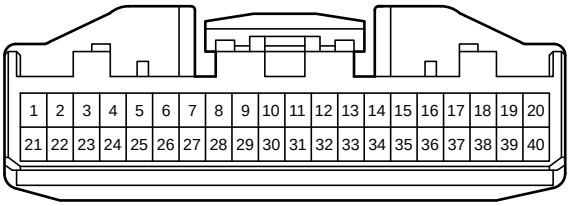

N 59
Black

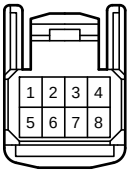

N102
White

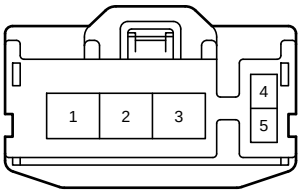

N103
White

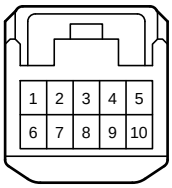

N104
White

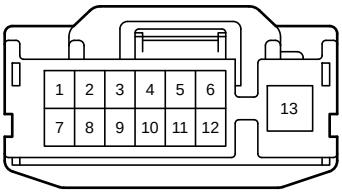

N132
Black

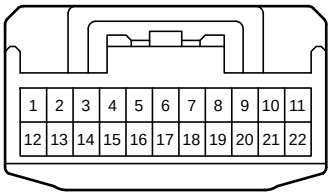

N133
Black

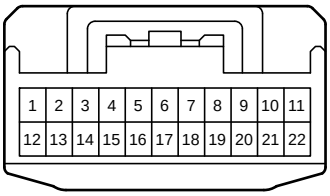

N172
White

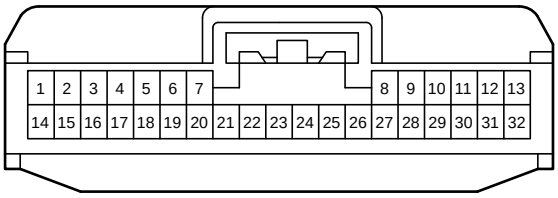

N176
Black

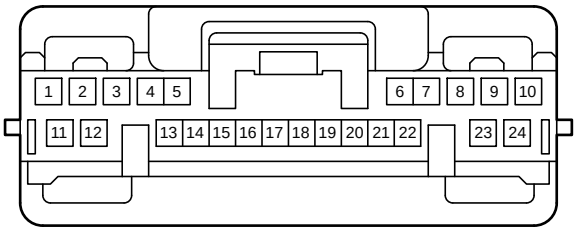

N180
Gray

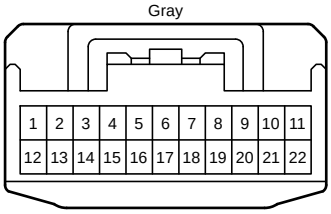

N181
Gray

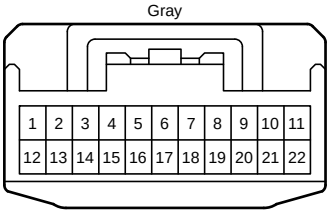

N194
Black

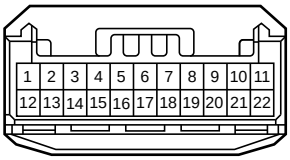

N195
Black

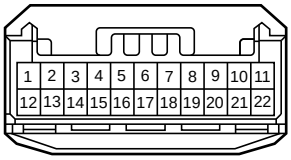

N197
Black

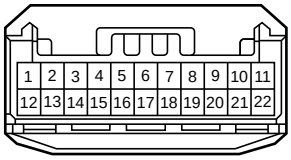

N198
Black

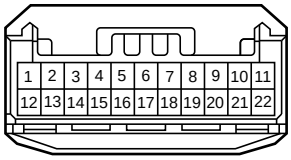

U 42
Black

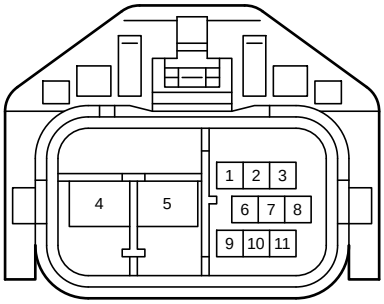

U 54
Blue

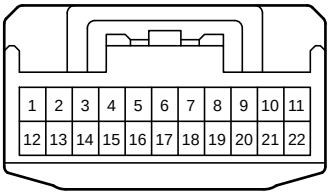

U 67
Gray

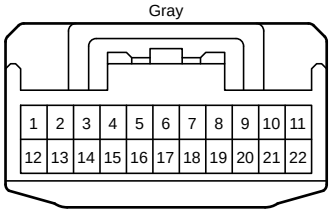

U 69

Black

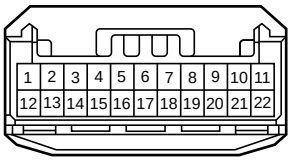

U 70

Black

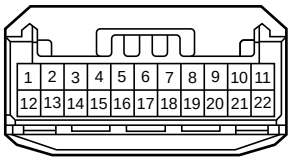

z 4

Black

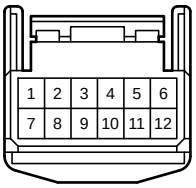

z 11

Black

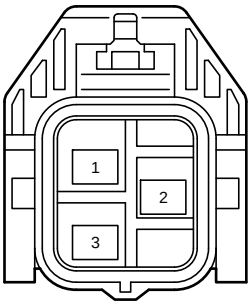

z 12

Black

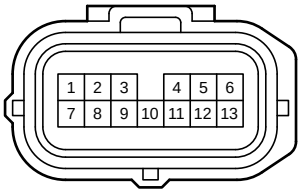

4A

White

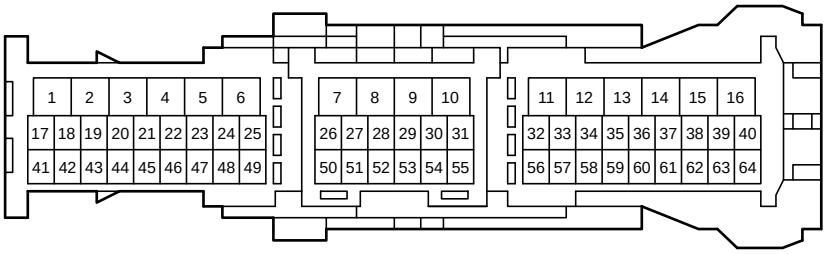

4B

White

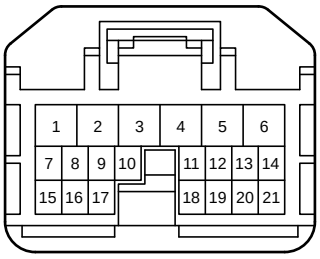

5A

White

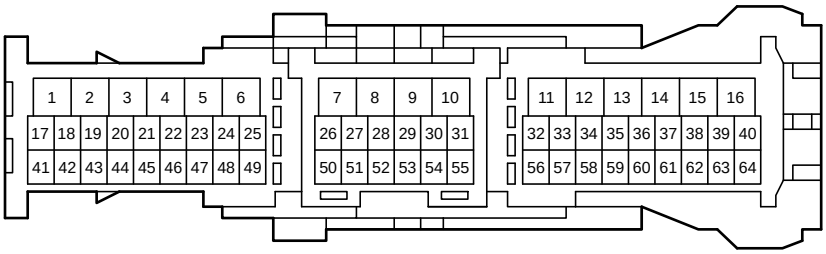

5D

White

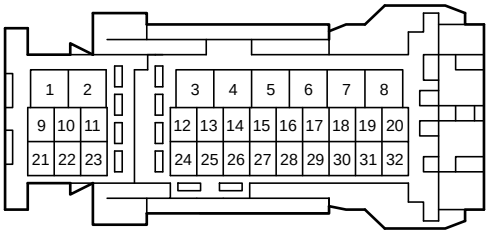

AU1
White

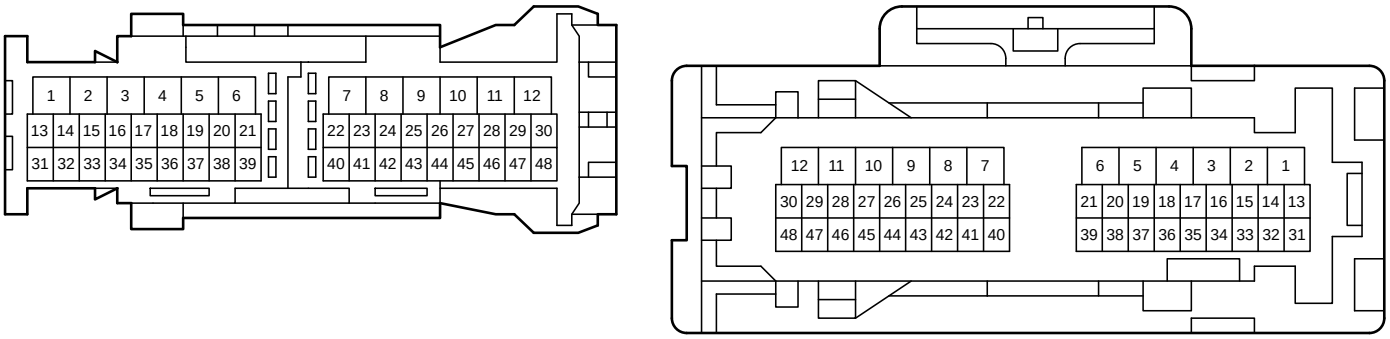

AU3
White

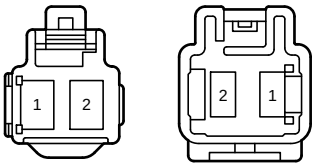

NA1
White

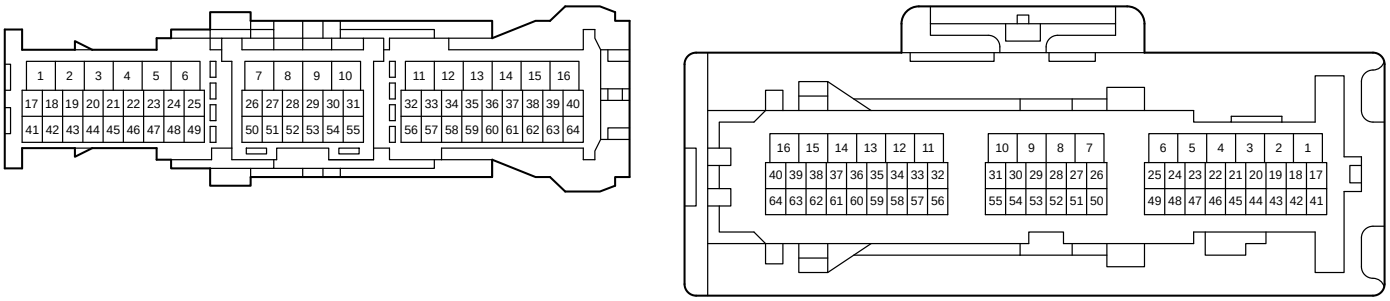

NA2
White

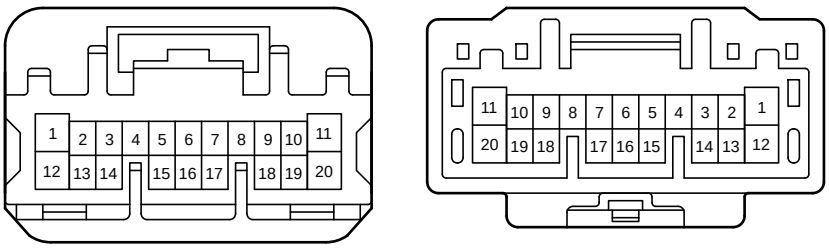

NA3
White

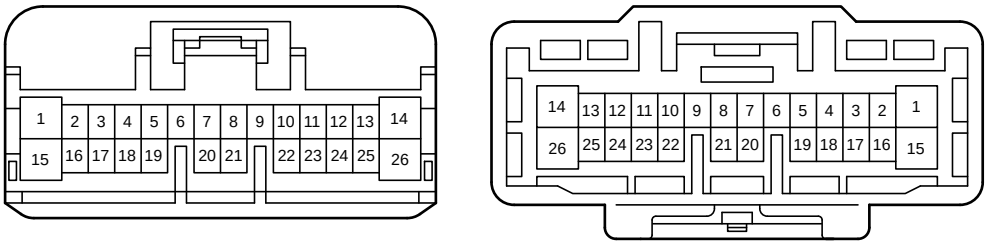

NA4
Gray

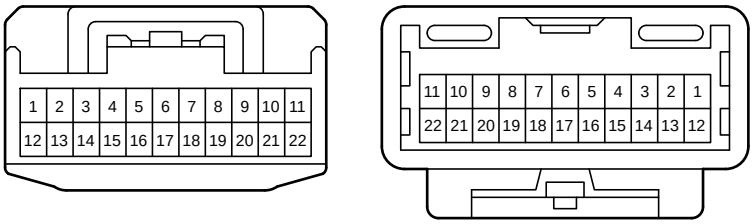

NU2
White

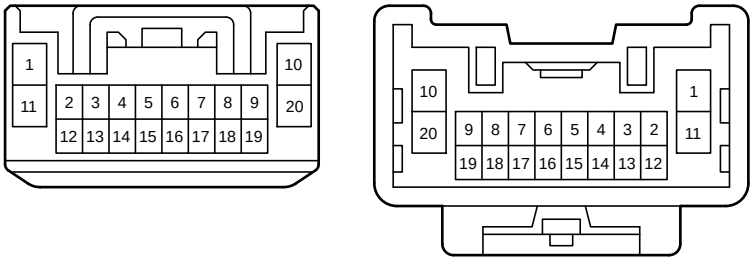
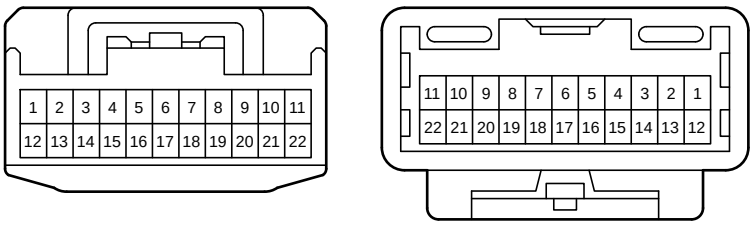
UN1
White