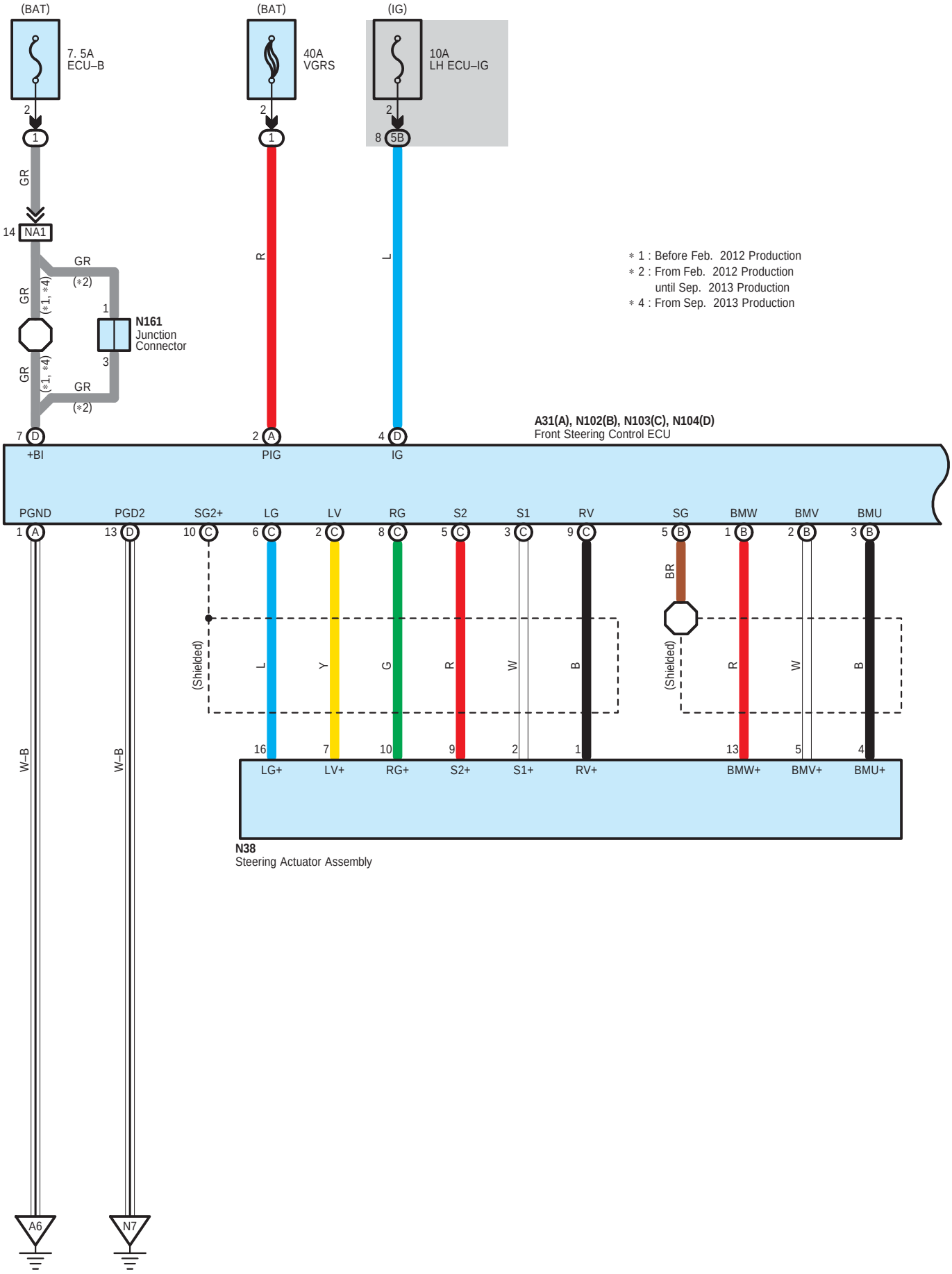
(BAT)
7. 5A
ECU–B
(BAT)
40A
VGRS
(IG)
10A
LH ECU–IG
GR
NA1
GR
(*2)
(*1, *4)
N161
Junction
Connector
R
L
* 1 : Before Feb. 2012 Production
* 2 : From Feb. 2012 Production
until Sep. 2013 Production
* 4 : From Sep. 2013 Production
A31(A), N102(B), N103(C), N104(D)
Front Steering Control ECU
+BI
PIG
IG
PGND
PGD2
SG2+
LG
LV
RG
S2
S1
RV
SG
BMW
BMV
BMU
(Shielded)
BR
LG+
LV+
RG+
S2+
S1+
RV+
BMW+
BMV+
BMU+
N38
Steering Actuator Assembly
W–B
A6
N7

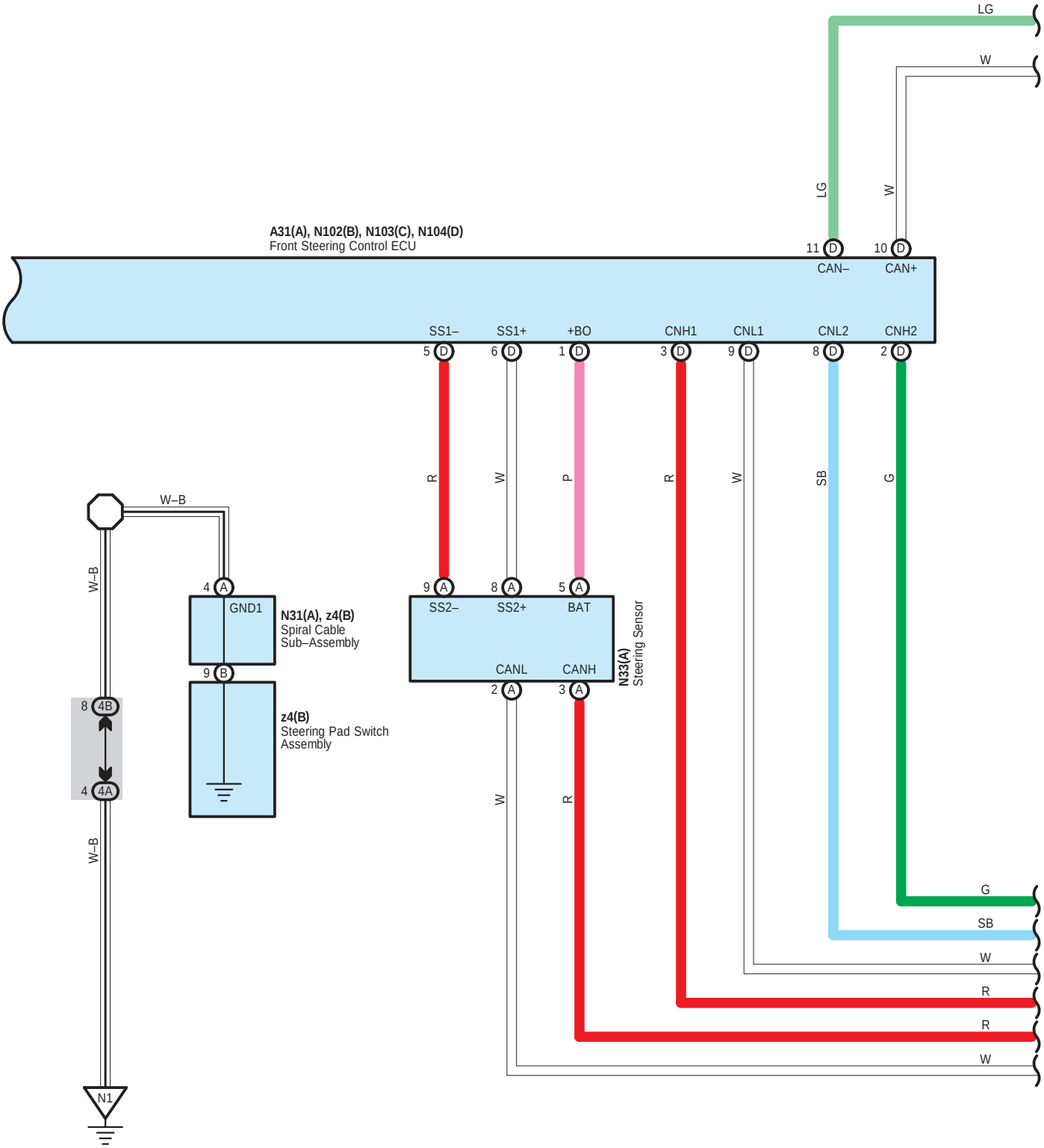
LG
W
LG
W
A31(A), N102(B), N103(C), N104(D)
Front Steering Control ECU
11 D
CAN–
10 D
CAN+
SS1–
SS1+
+BO
CNH1
CNL1
CNL2
CNH2
5 D
6 D
1 D
3 D
9 D
8 D
2 D
R
W
P
R
W
SB
G
W–B
W–B
4 A
GND1
N31(A), z4(B)
Spiral Cable
Sub–Assembly
9 B
z4(B)
Steering Pad Switch
Assembly
8 4B
4 4A
W–B
N1
9 A
8 A
5 A
SS2–
SS2+
BAT
CANL
CANH
2 A
3 A
N33(A)
Steering Sensor
W
R
G
SB
W
R
R
W

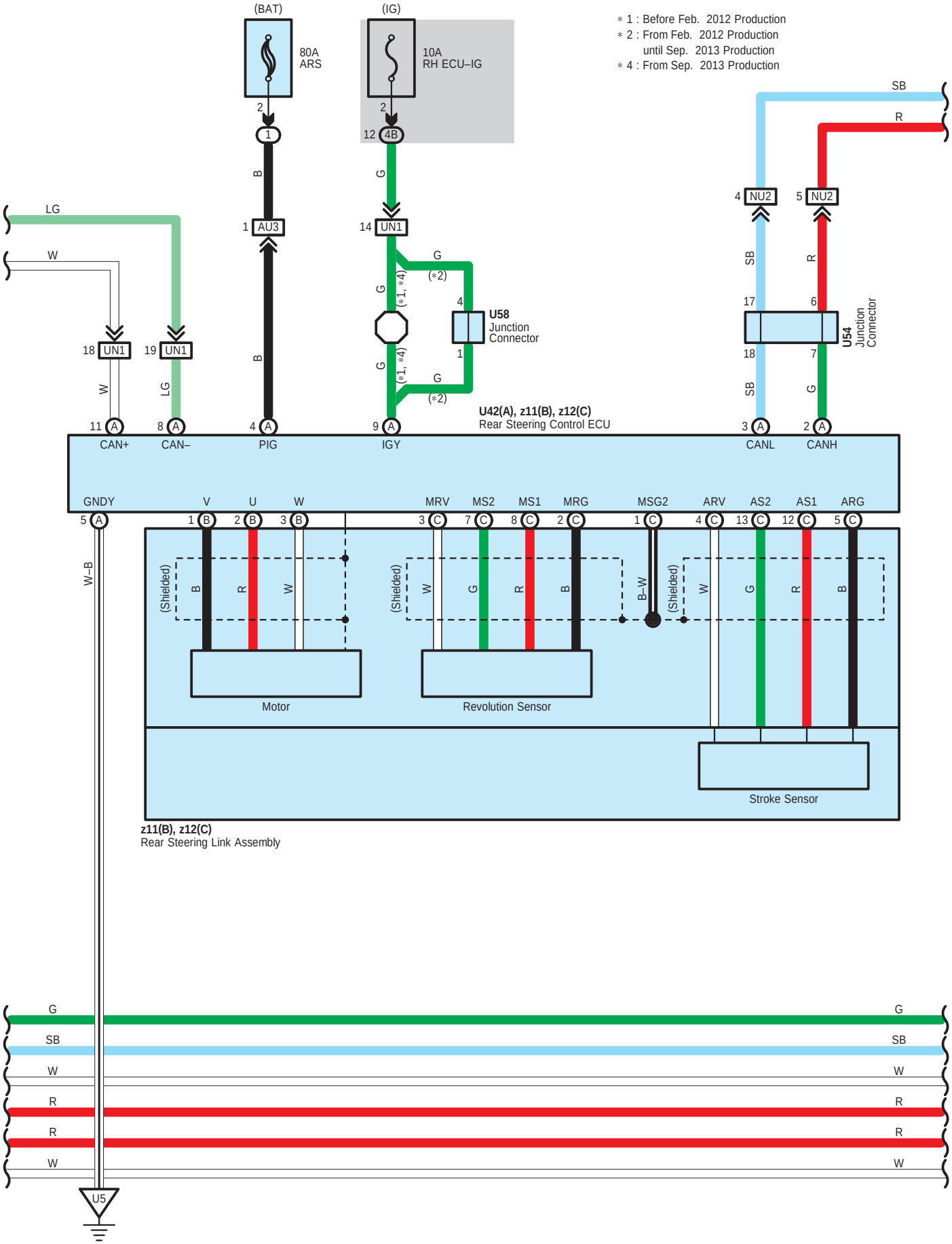
(BAT)
80A
ARS
(IG)
10A
RH ECU–IG
∗1 : Before Feb. 2012 Production
∗2 : From Feb. 2012 Production
until Sep. 2013 Production
∗4 : From Sep. 2013 Production
LG
W
18 UN1
19 UN1
1 AU3
14 UN1
12 4B
4 NU2
5 NU2
U58
Junction
Connector
U54
Junction
Connector
U42(A), z11(B), z12(C)
Rear Steering Control ECU
CAN+
CAN–
PIG
IGY
CANL
CANH
GNDY
V
U
W
MRV
MS2
MS1
MRG
MSG2
ARV
AS2
AS1
ARG
(Shielded)
Motor
Revolution Sensor
Stroke Sensor
z11(B), z12(C)
Rear Steering Link Assembly
U5

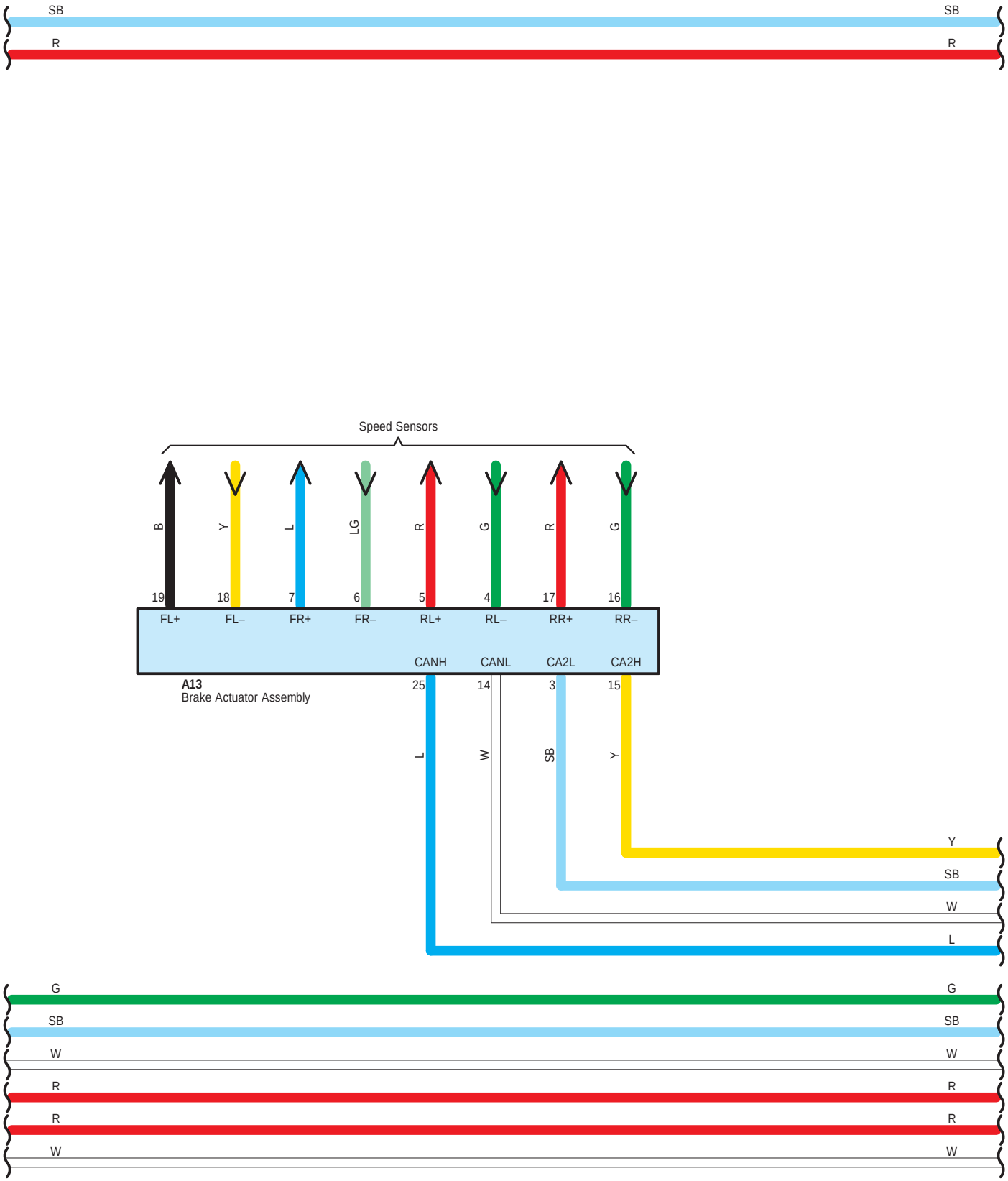
SB
SB
R
R
Speed Sensors
B
Y
L
LG
R
G
R
G
19
18
7
6
5
4
17
16
FL+
FL–
FR+
FR–
RL+
RL–
RR+
RR–
CANH
CANL
CA2L
CA2H
A13
Brake Actuator Assembly
25
14
3
15
L
W
SB
Y
Y
SB
W
L
G
G
SB
SB
W
W
R
R
R
R
W
W

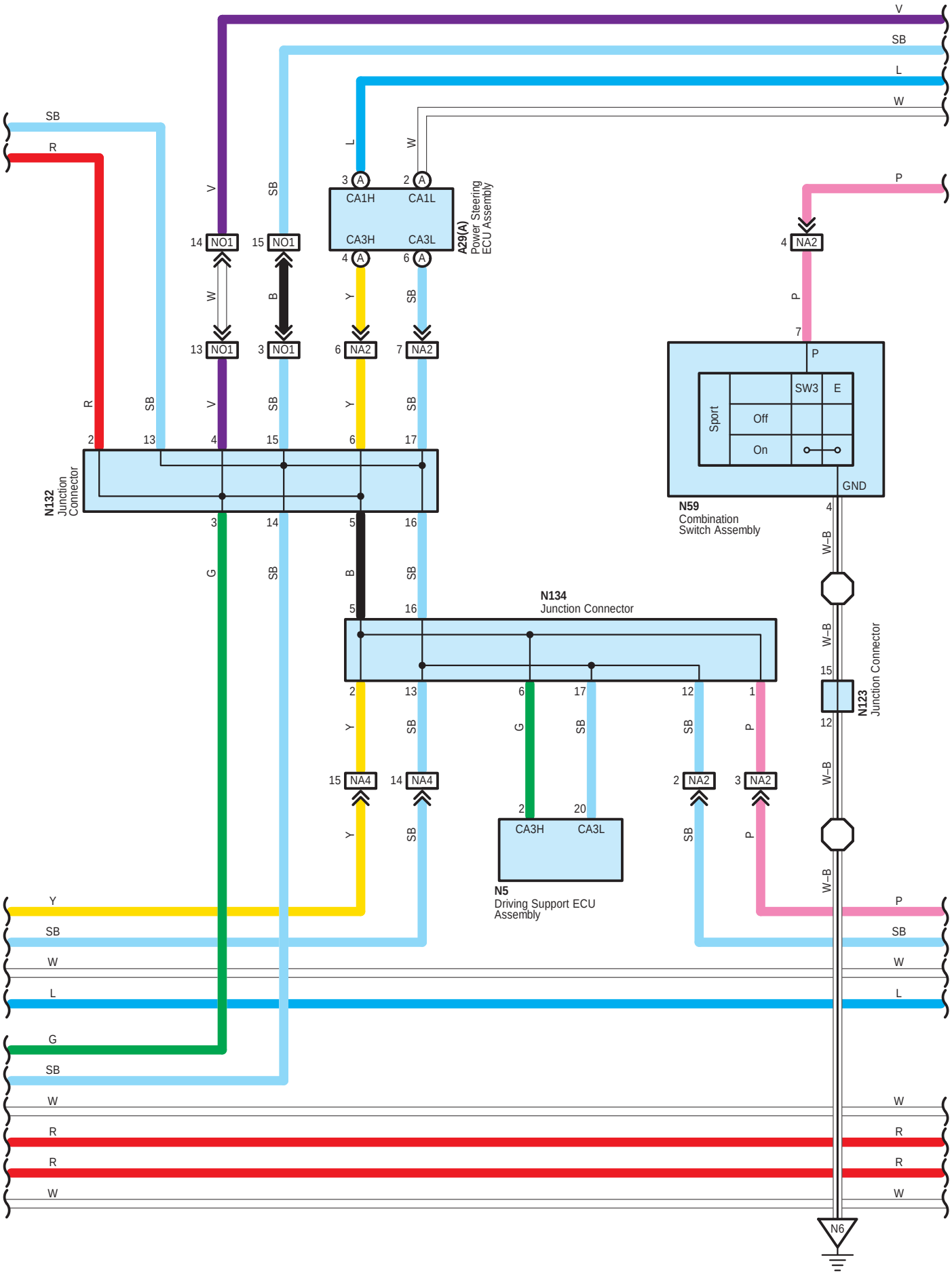
V
SB
L
W
SB
R
L
W
3 A
2 A
CA1H
CA1L
CA3H
CA3L
4 A
6 A
A29(A)
Power Steering
ECU Assembly
P
4 NA2
P
7
14 NO1
15 NO1
13 NO1
3 NO1
6 NA2
7 NA2
W
B
Y
SB
P
SW3
E
Sport
Off
On
GND
N59
Combination
Switch Assembly
R
SB
V
SB
Y
SB
2
13
4
15
6
17
N132
Junction
Connector
3
14
5
16
4
W–B
G
SB
B
SB
N134
Junction Connector
5
16
W–B
15
N123
Junction Connector
12
2
13
6
17
12
1
Y
SB
G
SB
SB
P
15 NA4
14 NA4
2 NA2
3 NA2
W–B
2
20
CA3H
CA3L
Y
SB
SB
P
N5
Driving Support ECU
Assembly
W–B
Y
SB
W
L
P
SB
W
L
G
SB
W
R
R
W
W
R
R
W
N6

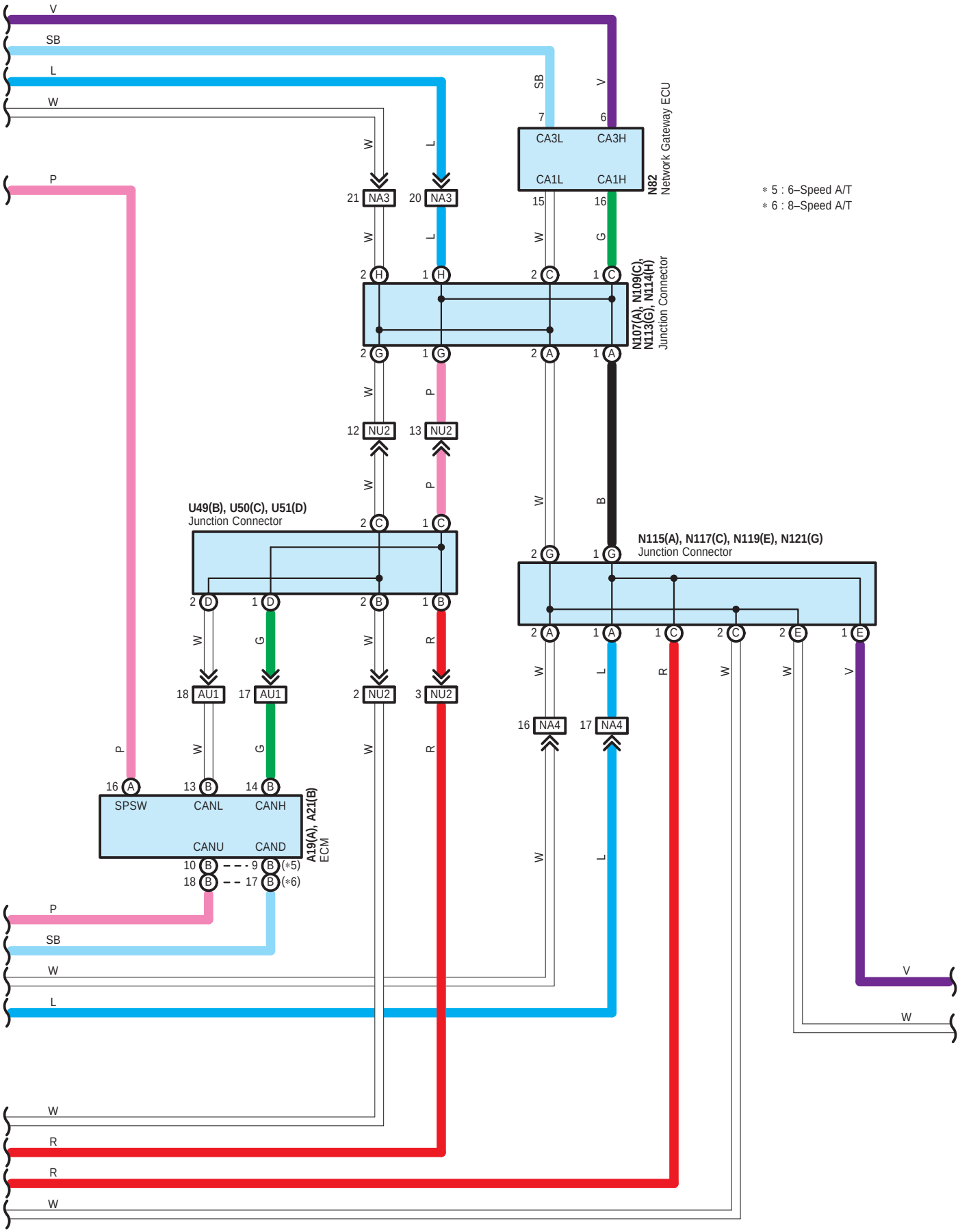
V
SB
L
W
P
SB
V
7
6
CA3L
CA3H
CA1L
CA1H
N82
Network Gateway ECU
* 5 : 6–Speed A/T
* 6 : 8–Speed A/T
21 NA3
20 NA3
15
16
N107(A), N109(C),
N113(G), N114(H)
Junction Connector
12 NU2
13 NU2
U49(B), U50(C), U51(D)
Junction Connector
N115(A), N117(C), N119(E), N121(G)
Junction Connector
18 AU1
17 AU1
2 NU2
3 NU2
16 NA4
17 NA4
SPSW
CANL
CANH
CANU
CAND
A19(A), A21(B)
ECM
10 B
9 B (*5)
18 B
17 B (*6)

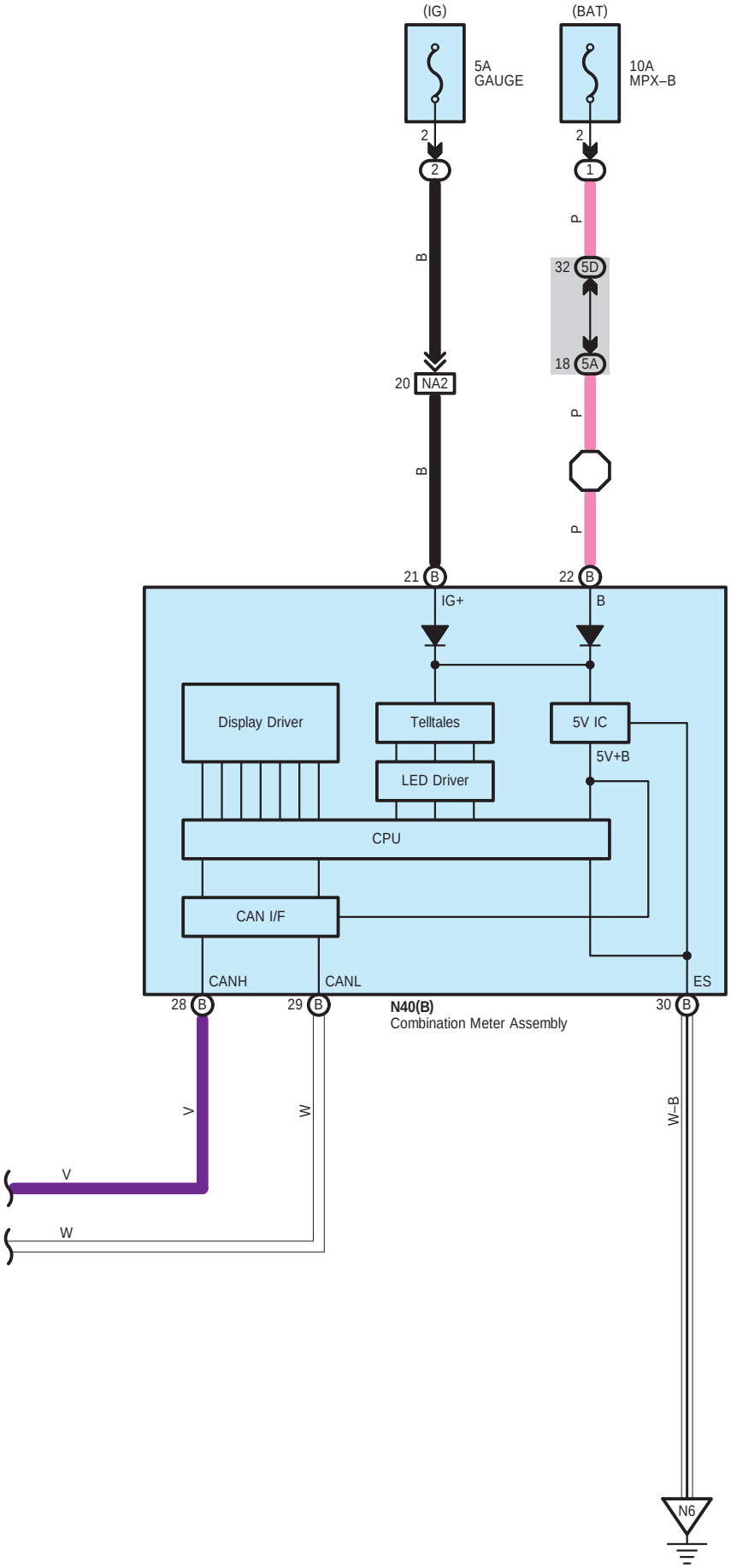
(IG)
(BAT)
5A
GAUGE
10A
MPX–B
2
2
2
1
B
P
32
5D
18
5A
20
NA2
B
P
P
21
B
22
B
IG+
B
Display Driver
Telltales
5V IC
5V+B
LED Driver
CPU
CAN I/F
CANH
CANL
ES
28
B
29
B
30
B
N40(B)
Combination Meter Assembly
V
W
W–B
V
W
N6

A 13
Black

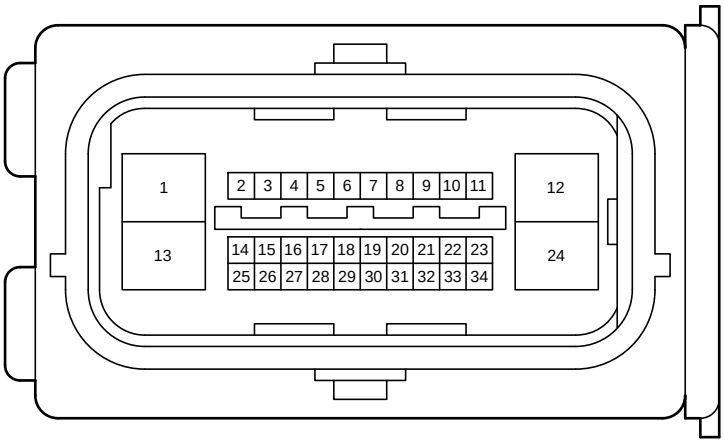

A 19
White

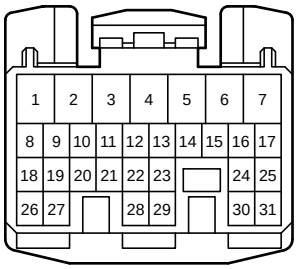

A 21
White

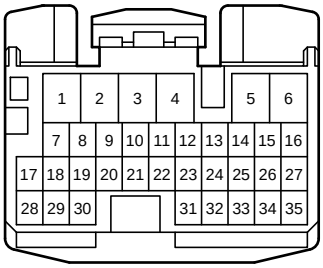

A 29
Black

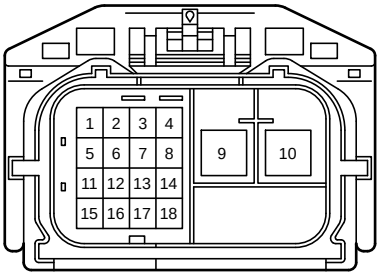

A 31
White

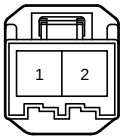

N 5
White

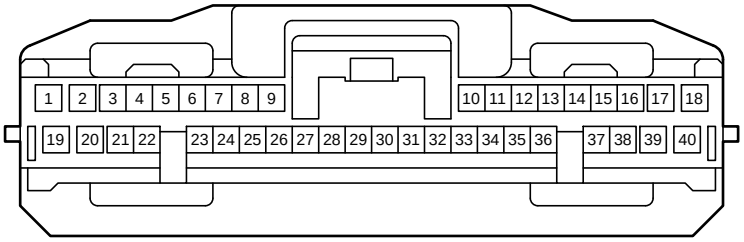

N 31
Black

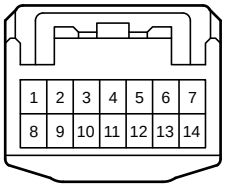

N 33
White

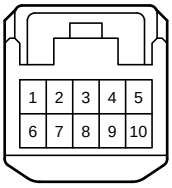

N 38
White

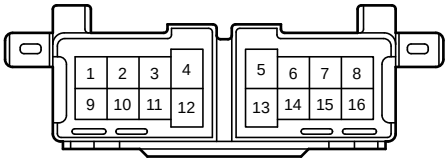

N 40
Black

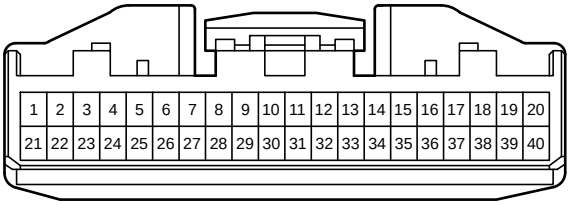

N 59
Black

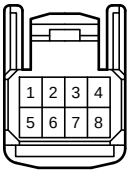

N 82
White

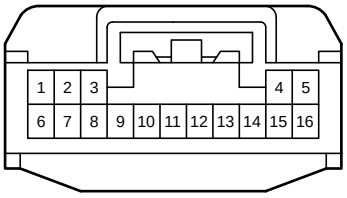

N102
White

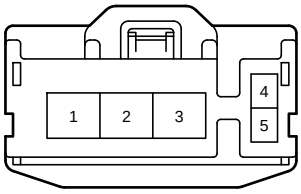

N103
White

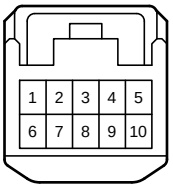

N104
White

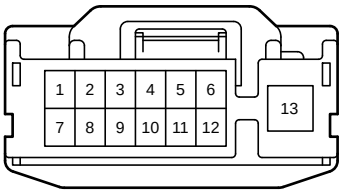

N107
White

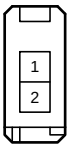

N109
White

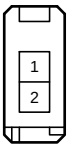

N113
White

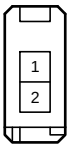

N114
White

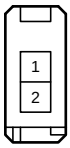

N115
White

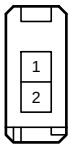

N117
White

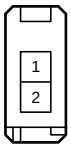

N119
White

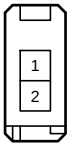

N121
White

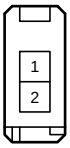

N123
Blue

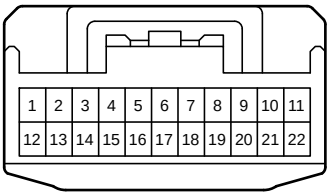

N132
Black

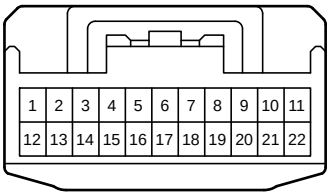

N134
Black

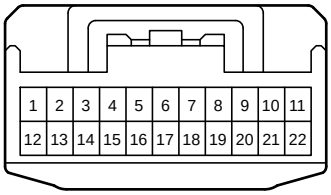

N161
Black

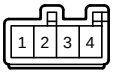

U 42
Black

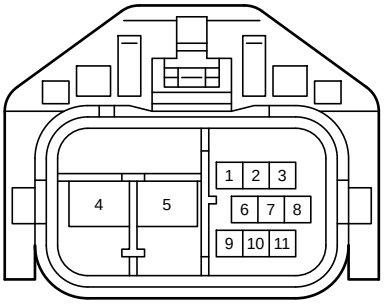

U 49
White

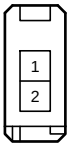

U 50
White

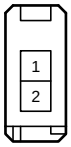

U 51
White

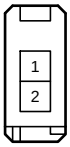

U 54
Blue

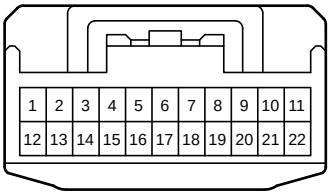

U 58
Black

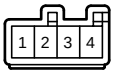

z 4
Black

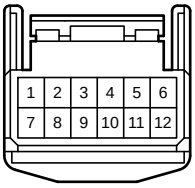

z 11
Black

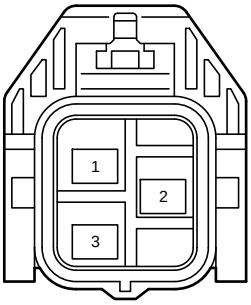

z 12
Black

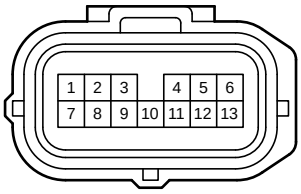

4A
White

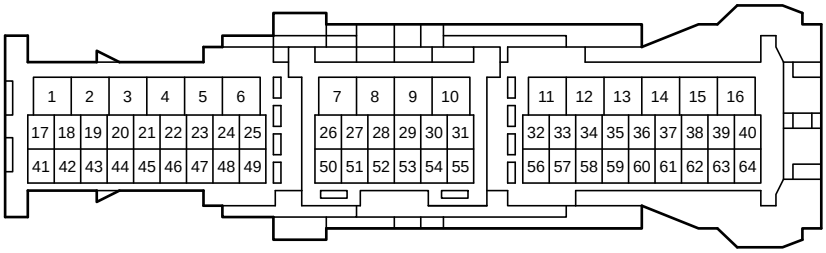

4B
White

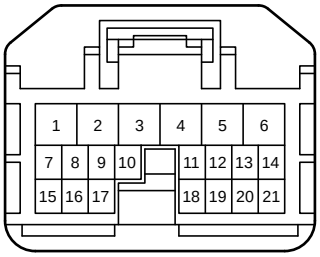

5A
White

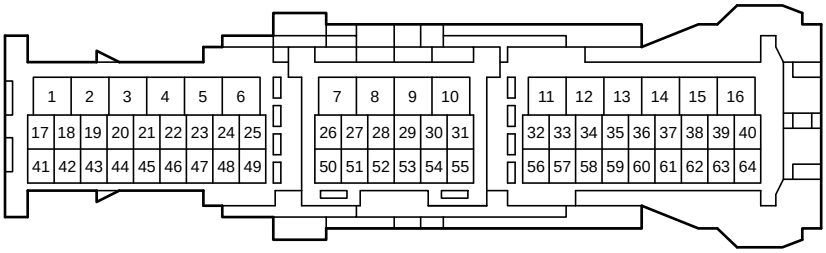

5B
White

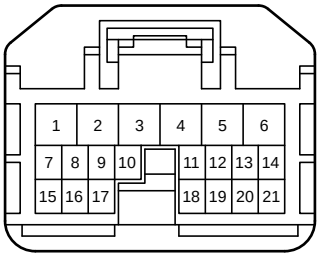

5D
White

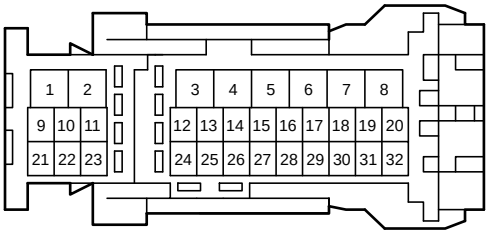

AU1
White

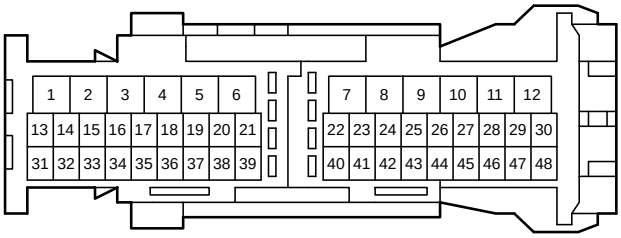

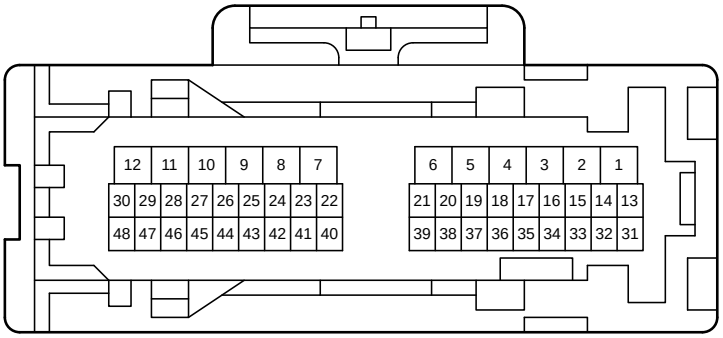

AU3
White

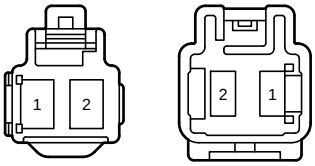

NA1
White

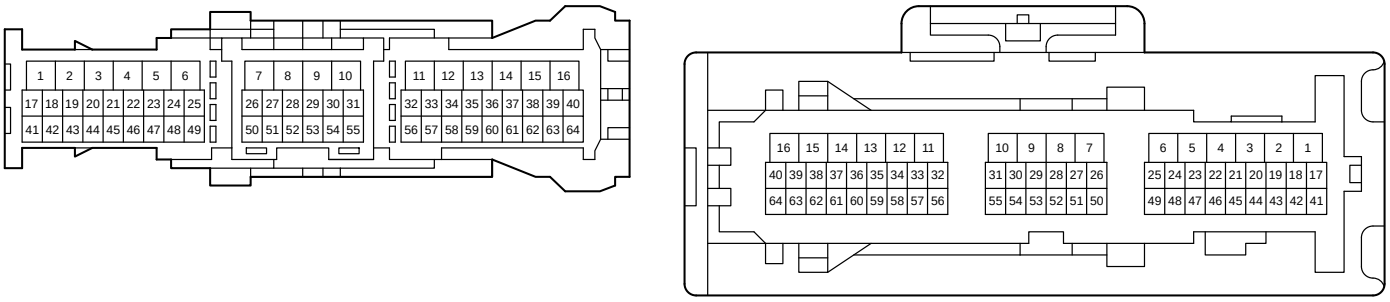

NA2
White

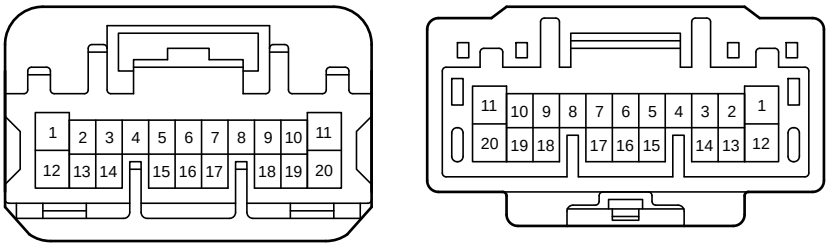

NA3
White

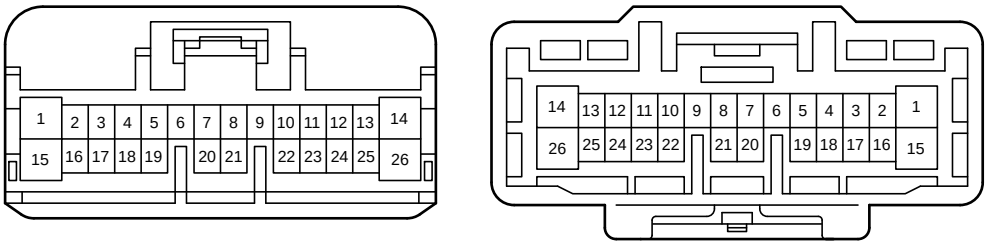

NA4
Gray

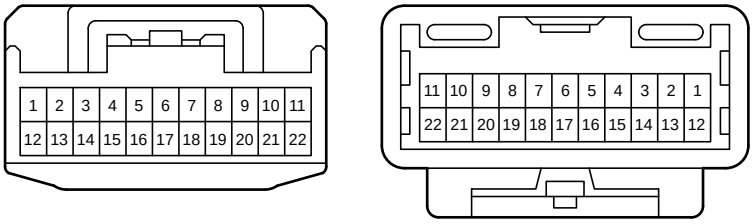

NO1
White

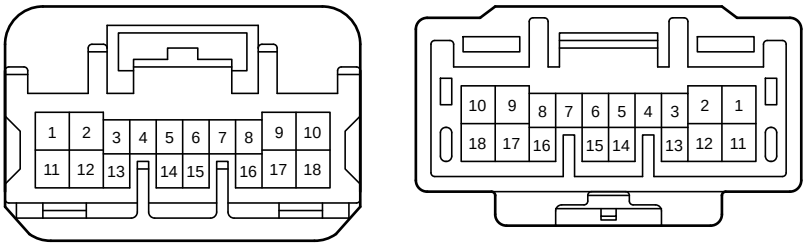

NU2
White

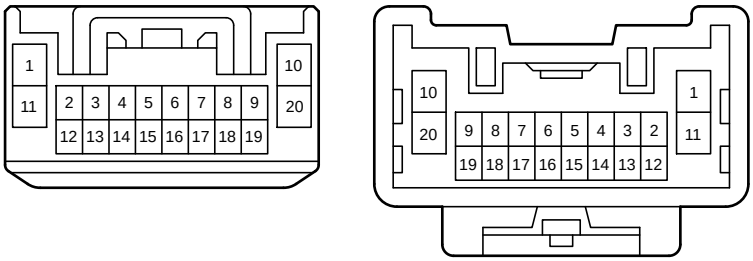
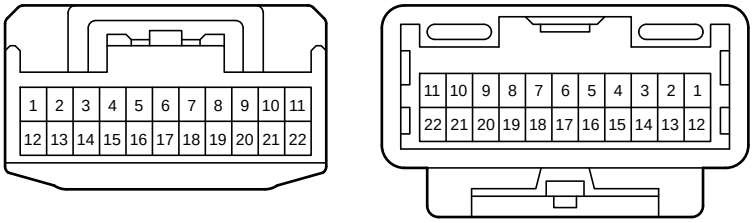
UN1
White