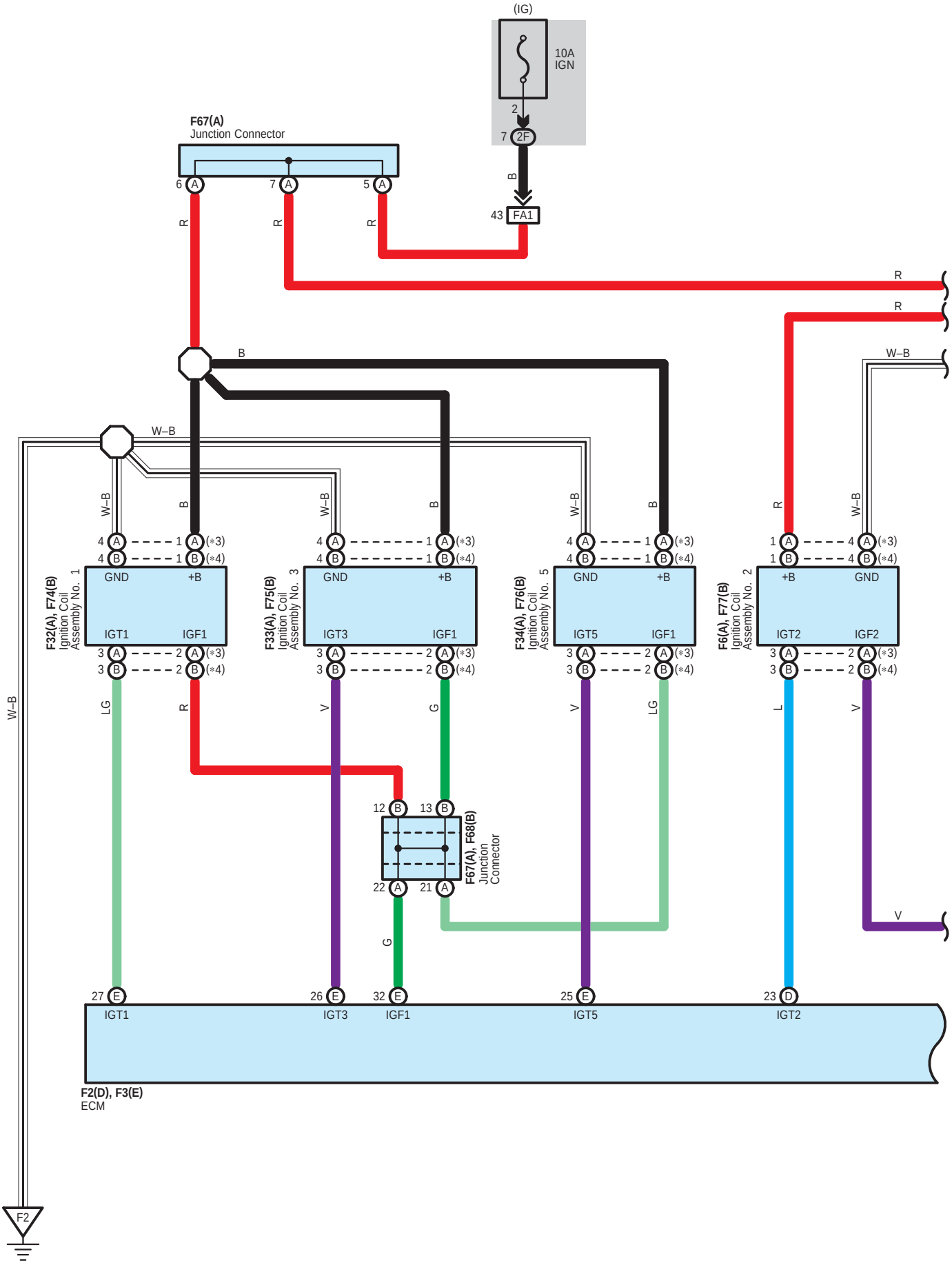
(IG)
10A
IGN
2
7 2F
B
43 FA1
F67(A)
Junction Connector
6 A
7 A
5 A
R
R
R
R
R
B
W–B
W–B
W–B
W–B
B
W–B
B
W–B
B
R
W–B
4 A
4 B
1 A (*3)
1 B (*4)
GND
+B
IGT1
IGF1
F32(A), F74(B)
Ignition Coil
Assembly No. 1
F33(A), F75(B)
Ignition Coil
Assembly No. 3
IGT3
F34(A), F76(B)
Ignition Coil
Assembly No. 5
IGT5
F6(A), F77(B)
Ignition Coil
Assembly No. 2
IGT2
IGF2
3 A
3 B
2 A (*3)
2 B (*4)
LG
R
V
G
V
LG
L
V
12 B
13 B
22 A
21 A
F67(A), F68(B)
Junction
Connector
G
V
27 E
26 E
32 E
25 E
23 D
IGT1
IGT3
IGF1
IGT5
IGT2
F2(D), F3(E)
ECM
W–B
F2

∗ 1 : 2GR–FSE
∗ 2 : 4GR–FSE
∗ 3 : 2GR–FSE, Before Sep. 2014 Production 4GR–FSE
∗ 4 : From Sep. 2014 Production 4GR–FSE

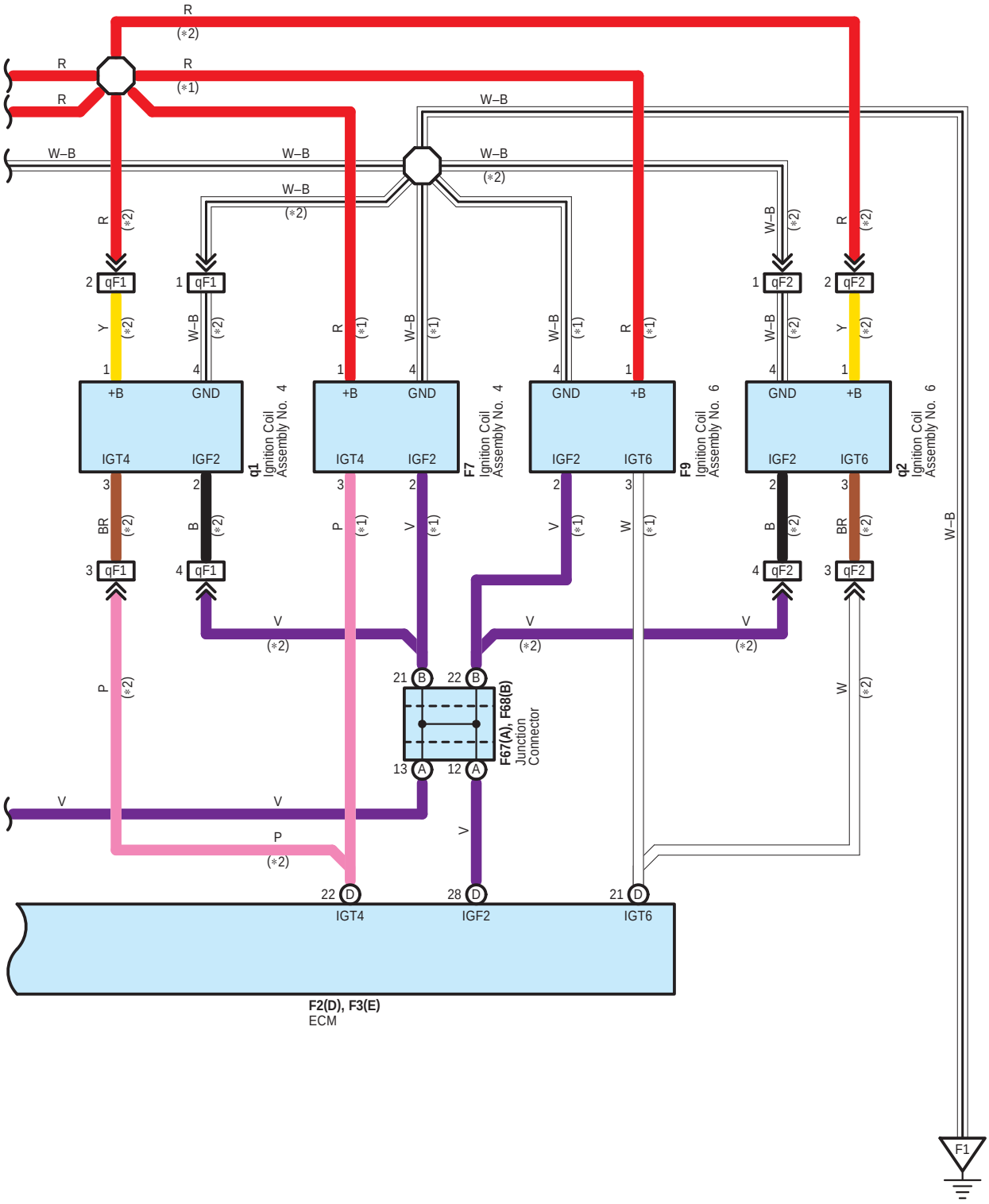

F 2
White

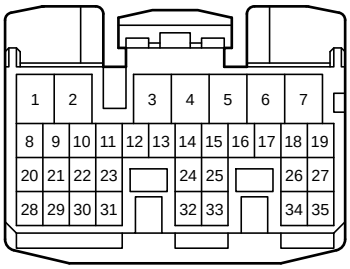

F 3
White

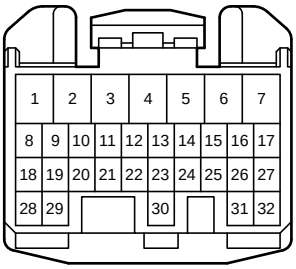

F 6
Gray

F 7
Black

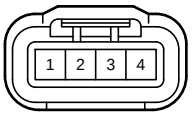

F 9
Gray

F 32
Gray

F 33
Black

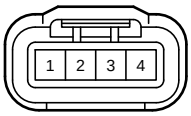

F 34
Gray

F 67
Black

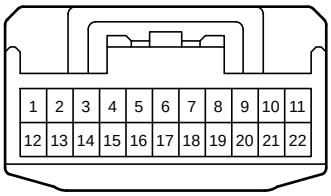

F 68
Black

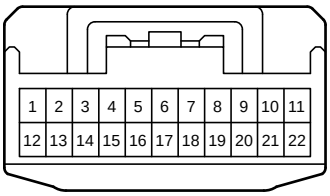

F 74
Gray

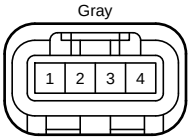

F 75
Black

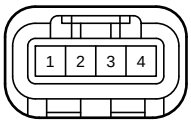

F 76
Gray

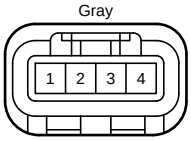

F 77
Gray

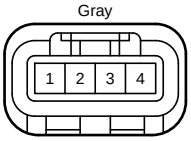

q 1
Black

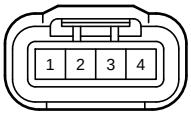

q 2
Gray

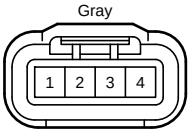

2F
White

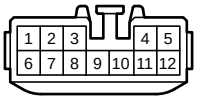

FA1
White

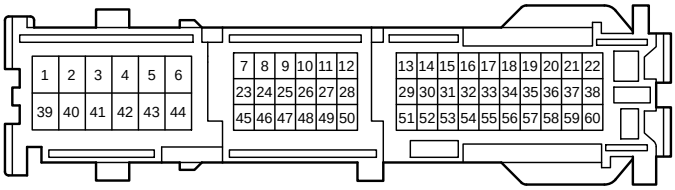

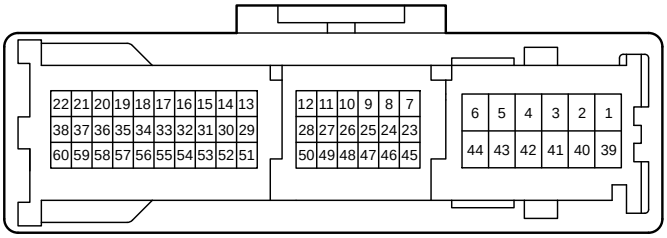

qF1
Black

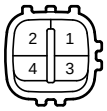

qF2
Dark Gray

Gray