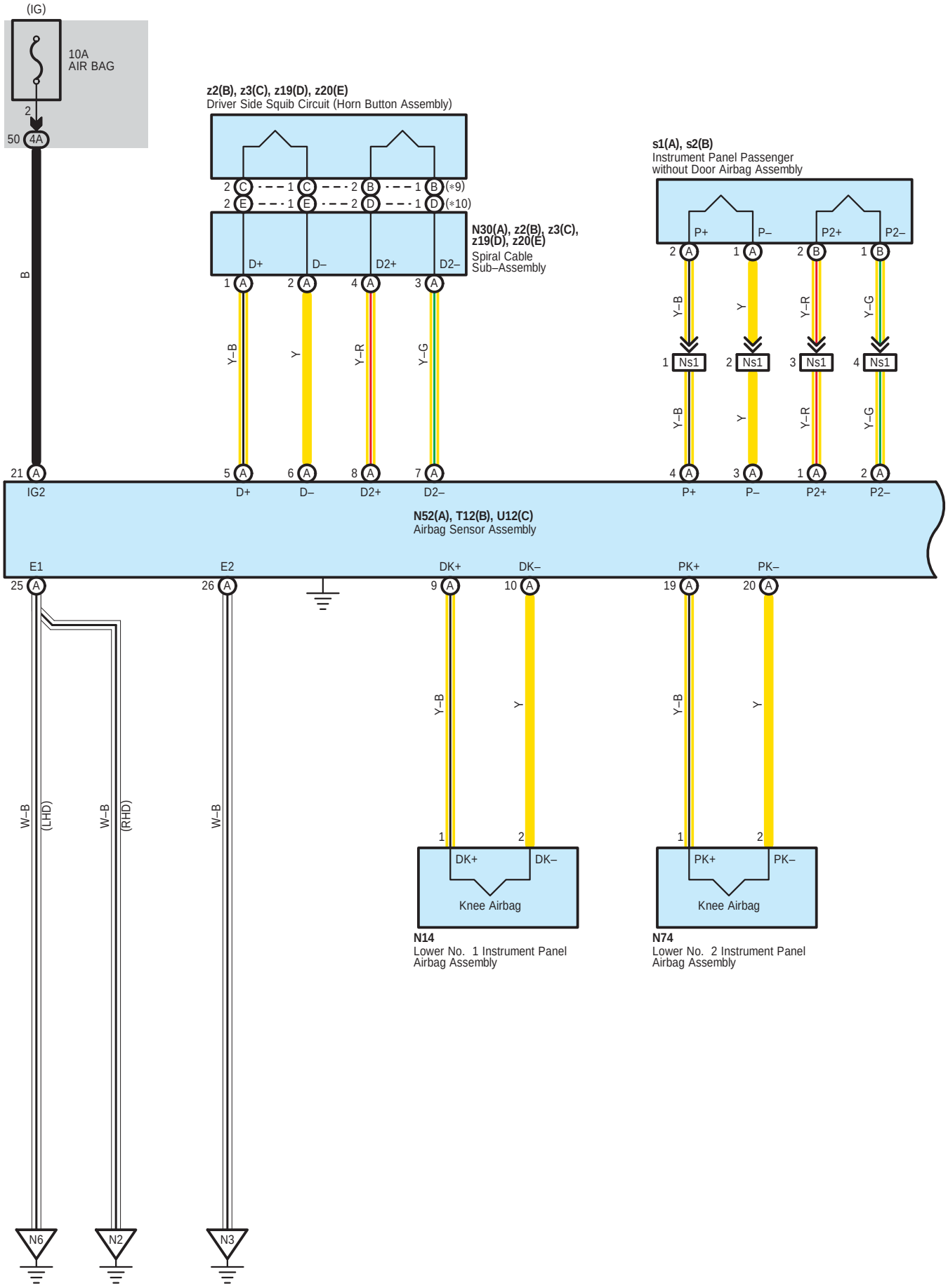
(IG)
10A
AIR BAG
2
50 4A
B
z2(B), z3(C), z19(D), z20(E)
Driver Side Squib Circuit (Horn Button Assembly)
2 C 1 C 2 B 1 B (*9)
2 E 1 E 2 D 1 D (*10)
N30(A), z2(B), z3(C), z19(D), z20(E)
Spiral Cable Sub–Assembly
D+ D– D2+ D2–
1 A 2 A 4 A 3 A
Y–B Y Y–R Y–G
s1(A), s2(B)
Instrument Panel Passenger without Door Airbag Assembly
P+ P– P2+ P2–
2 A 1 A 2 B 1 B
Y–B Y Y–R Y–G
1 Ns1 2 Ns1 3 Ns1 4 Ns1
Y–B Y Y–R Y–G
21 A 5 A 6 A 8 A 7 A
IG2 D+ D– D2+ D2–
4 A 3 A 1 A 2 A
P+ P– P2+ P2–
N52(A), T12(B), U12(C)
Airbag Sensor Assembly
E1 E2 DK+ DK– PK+ PK–
25 A 26 A 9 A 10 A 19 A 20 A
W–B (LHD)
W–B (RHD)
W–B
Y–B Y
Y–B Y
1 2
DK+ DK–
Knee Airbag
N14
Lower No. 1 Instrument Panel Airbag Assembly
1 2
PK+ PK–
Knee Airbag
N74
Lower No. 2 Instrument Panel Airbag Assembly
N6
N2
N3

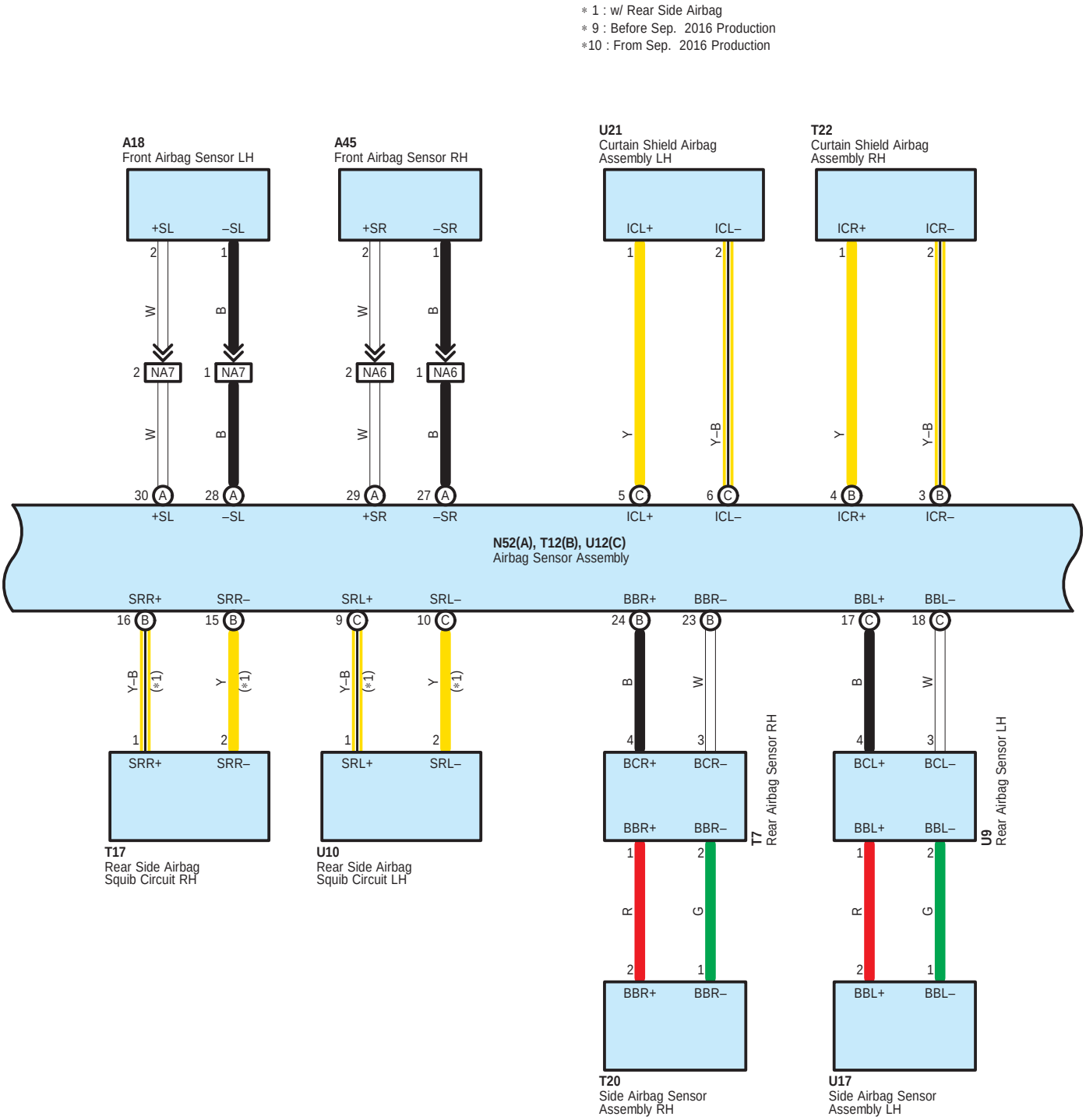
∗ 1 : w/ Rear Side Airbag
∗ 9 : Before Sep. 2016 Production
∗10 : From Sep. 2016 Production
A18
Front Airbag Sensor LH
+SL
–SL
A45
Front Airbag Sensor RH
+SR
–SR
U21
Curtain Shield Airbag Assembly LH
ICL+
ICL–
T22
Curtain Shield Airbag Assembly RH
ICR+
ICR–
NA7
NA6
N52(A), T12(B), U12(C)
Airbag Sensor Assembly
SRR+
SRR–
SRL+
SRL–
BBR+
BBR–
BBL+
BBL–
(∗1)
T17
Rear Side Airbag Squib Circuit RH
U10
Rear Side Airbag Squib Circuit LH
BCR+
BCR–
T7
Rear Airbag Sensor RH
BCL+
BCL–
U9
Rear Airbag Sensor LH
T20
Side Airbag Sensor Assembly RH
U17
Side Airbag Sensor Assembly LH

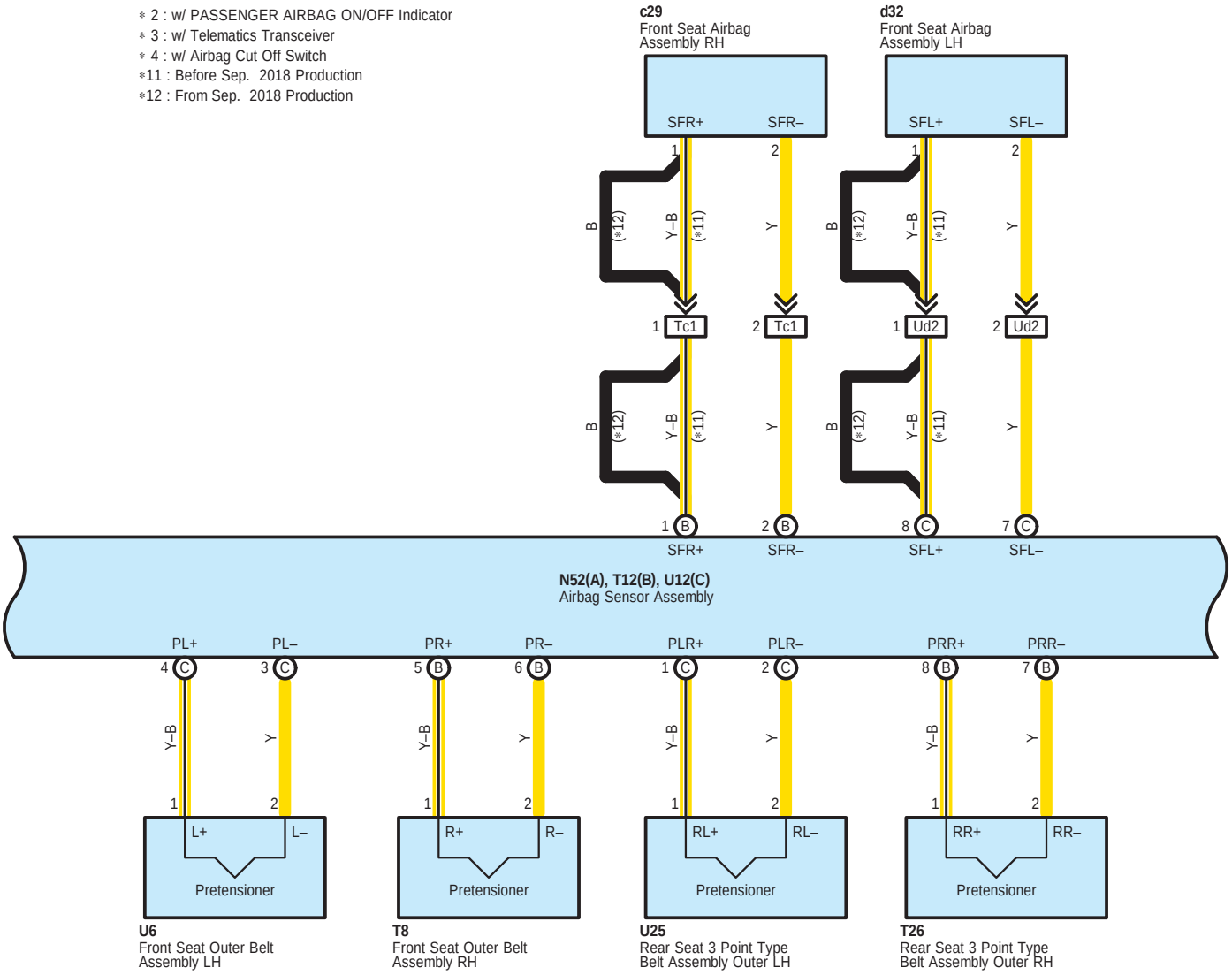
∗ 2 : w/ PASSENGER AIRBAG ON/OFF Indicator
∗ 3 : w/ Telematics Transceiver
∗ 4 : w/ Airbag Cut Off Switch
∗11 : Before Sep. 2018 Production
∗12 : From Sep. 2018 Production
c29
Front Seat Airbag Assembly RH
d32
Front Seat Airbag Assembly LH
SFR+
SFR–
SFL+
SFL–
B
(∗12)
Y–B
(∗11)
Y
Tc1
Ud2
N52(A), T12(B), U12(C)
Airbag Sensor Assembly
PL+
PL–
PR+
PR–
PLR+
PLR–
PRR+
PRR–
L+
L–
R+
R–
RL+
RL–
RR+
RR–
Pretensioner
U6
Front Seat Outer Belt Assembly LH
T8
Front Seat Outer Belt Assembly RH
U25
Rear Seat 3 Point Type Belt Assembly Outer LH
T26
Rear Seat 3 Point Type Belt Assembly Outer RH

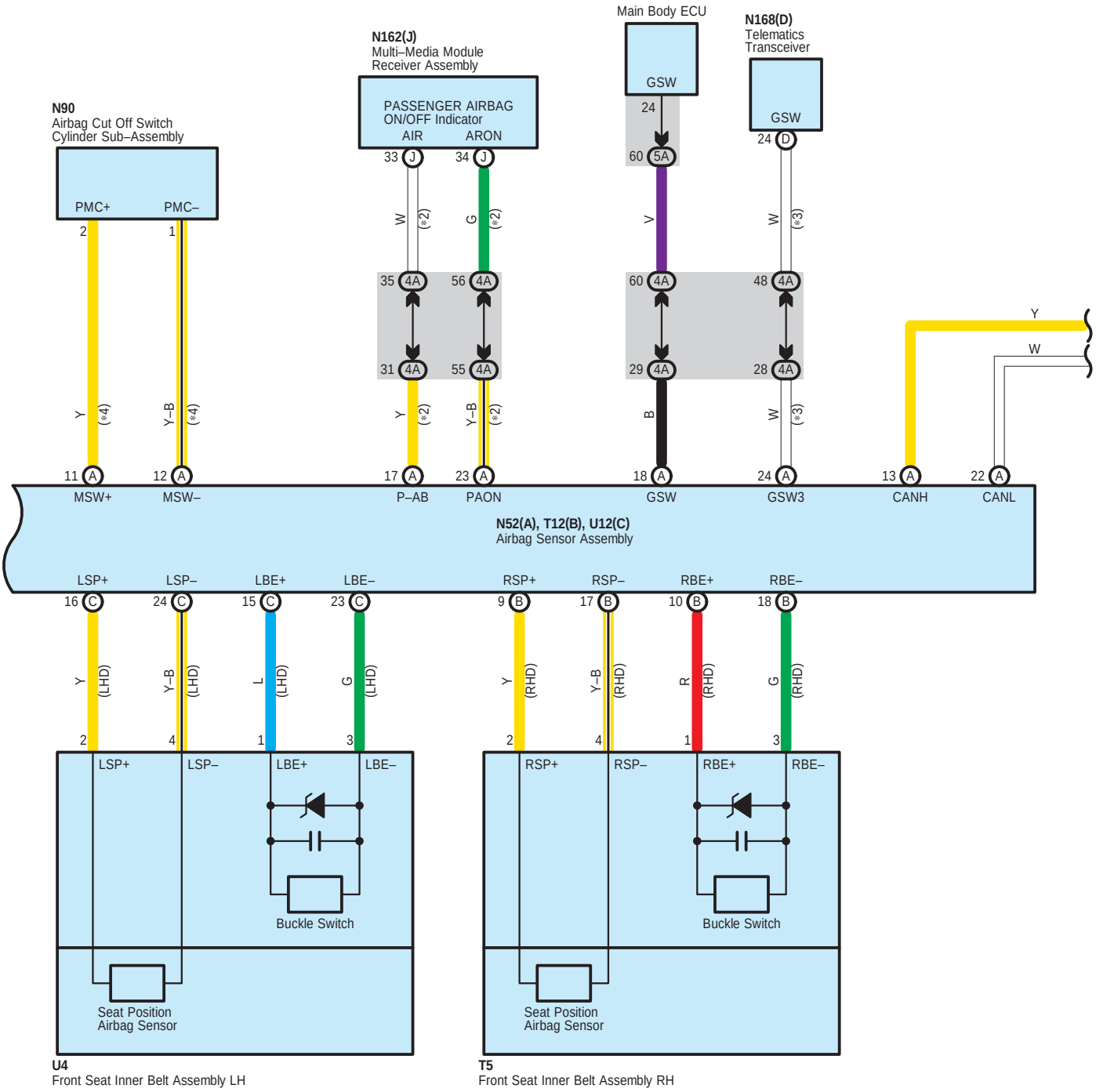
N90
Airbag Cut Off Switch
Cylinder Sub–Assembly
PMC+
PMC–
N162(J)
Multi–Media Module
Receiver Assembly
PASSENGER AIRBAG
ON/OFF Indicator
AIR
ARON
Main Body ECU
GSW
N168(D)
Telematics
Transceiver
GSW
MSW+
MSW–
P–AB
PAON
GSW
GSW3
CANH
CANL
N52(A), T12(B), U12(C)
Airbag Sensor Assembly
LSP+
LSP–
LBE+
LBE–
RSP+
RSP–
RBE+
RBE–
Buckle Switch
Seat Position
Airbag Sensor
U4
Front Seat Inner Belt Assembly LH
T5
Front Seat Inner Belt Assembly RH

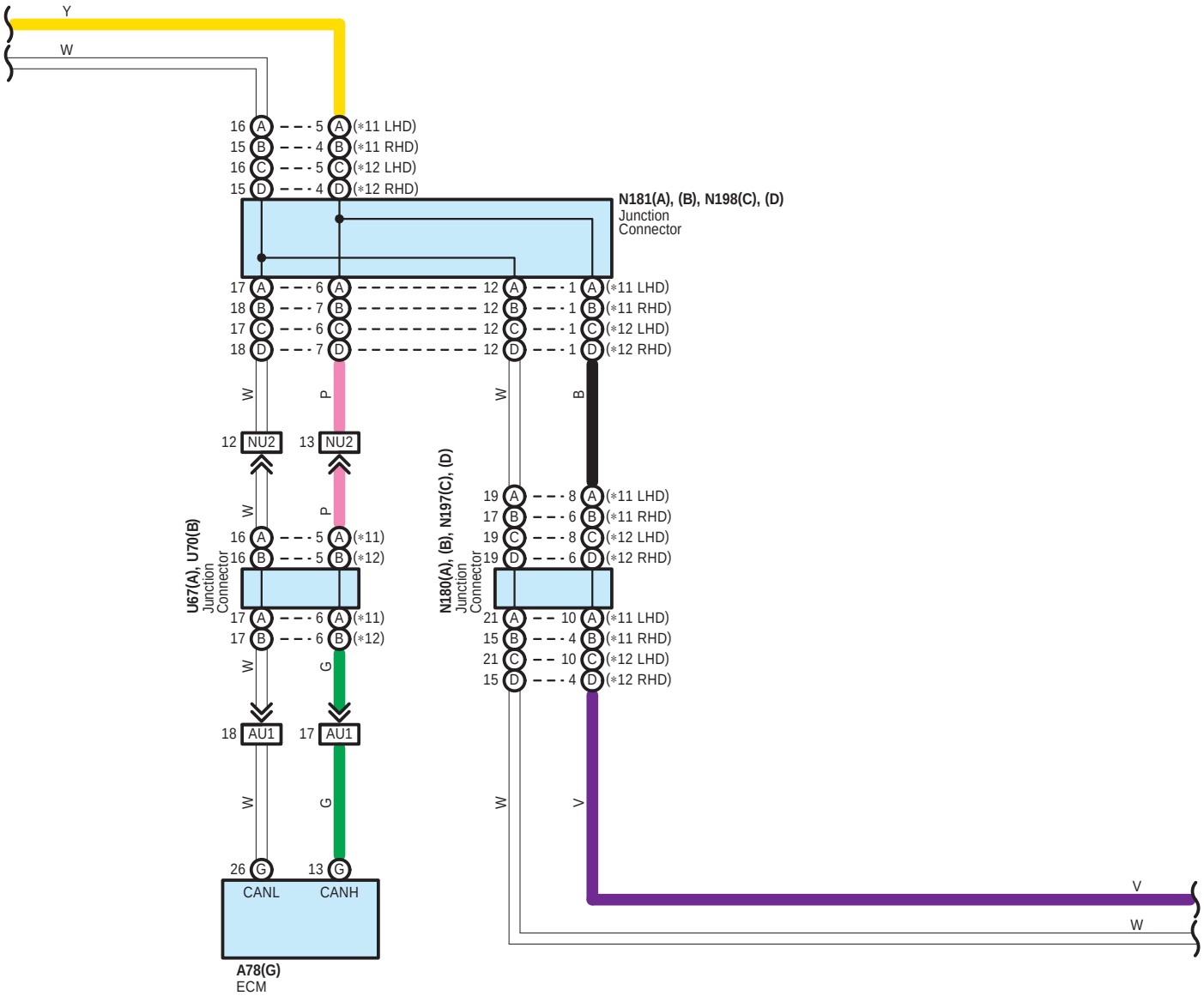
Y
W
16 A 5 A (*11 LHD)
15 B 4 B (*11 RHD)
16 C 5 C (*12 LHD)
15 D 4 D (*12 RHD)
N181(A), (B), N198(C), (D)
Junction
Connector
17 A 6 A 12 A 1 A (*11 LHD)
18 B 7 B 12 B 1 B (*11 RHD)
17 C 6 C 12 C 1 C (*12 LHD)
18 D 7 D 12 D 1 D (*12 RHD)
W
P
W
B
12 NU2
13 NU2
W
P
U67(A), U70(B)
Junction
Connector
16 A 5 A (*11)
16 B 5 B (*12)
17 A 6 A (*11)
17 B 6 B (*12)
N180(A), (B), N197(C), (D)
Junction
Connector
19 A 8 A (*11 LHD)
17 B 6 B (*11 RHD)
19 C 8 C (*12 LHD)
19 D 6 D (*12 RHD)
21 A 10 A (*11 LHD)
15 B 4 B (*11 RHD)
21 C 10 C (*12 LHD)
15 D 4 D (*12 RHD)
W
G
18 AU1
17 AU1
W
G
W
V
26 G
13 G
CANL
CANH
A78(G)
ECM
V
W

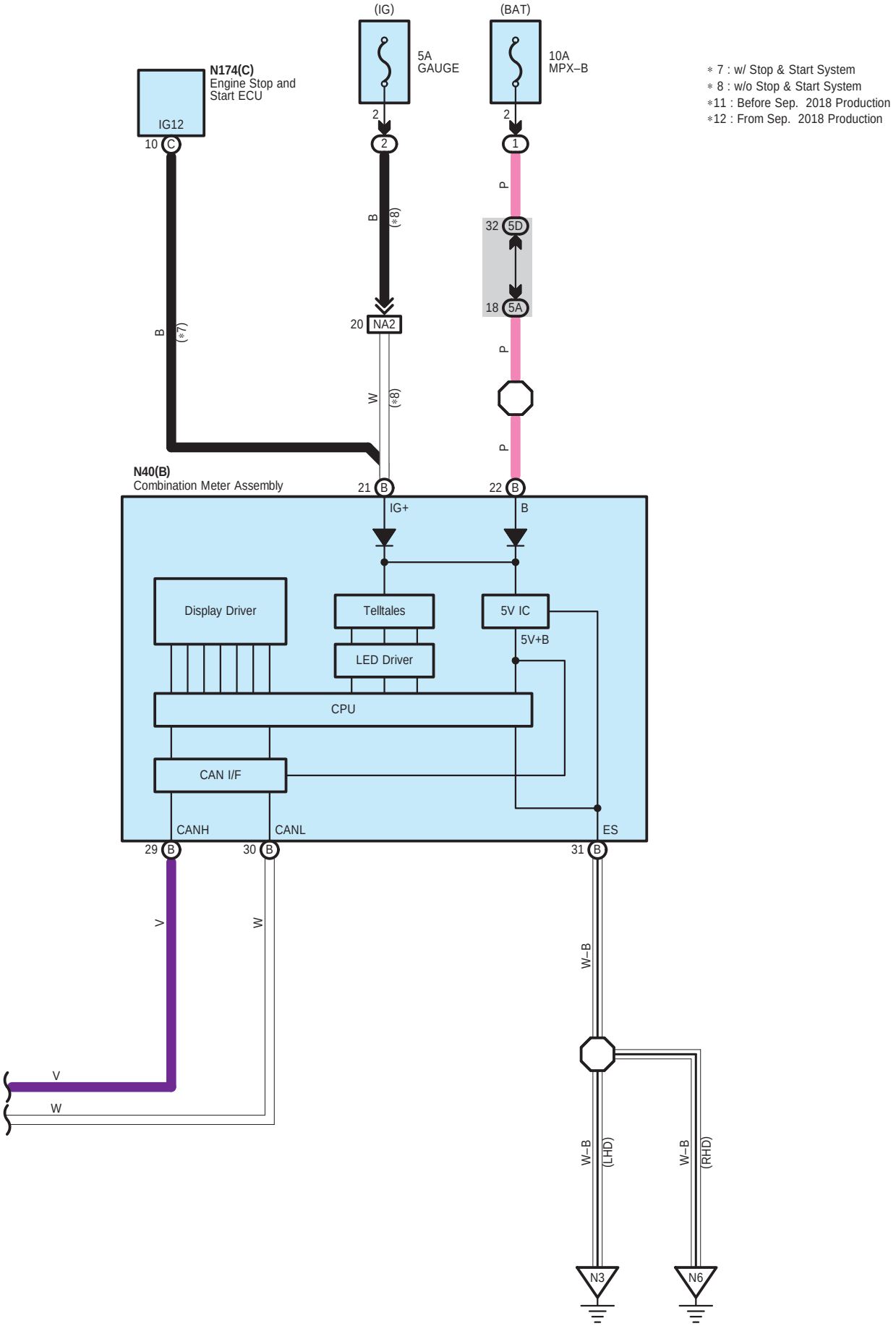
(IG)
(BAT)
5A
GAUGE
10A
MPX–B
N174(C)
Engine Stop and
Start ECU
IG12
10 C
2
2
2
1
B
(*8)
P
32 5D
18 5A
20 NA2
B
(*7)
W
(*8)
P
P
N40(B)
Combination Meter Assembly
21 B
22 B
IG+
B
Display Driver
Telltales
5V IC
5V+B
LED Driver
CPU
CAN I/F
CANH
CANL
ES
29 B
30 B
31 B
V
W
W–B
V
W
W–B
(LHD)
W–B
(RHD)
N3
N6
∗ 7 : w/ Stop & Start System
∗ 8 : w/o Stop & Start System
∗11 : Before Sep. 2018 Production
∗12 : From Sep. 2018 Production

A 18
Yellow



A 45
Yellow

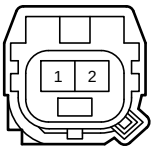

A 78
Black

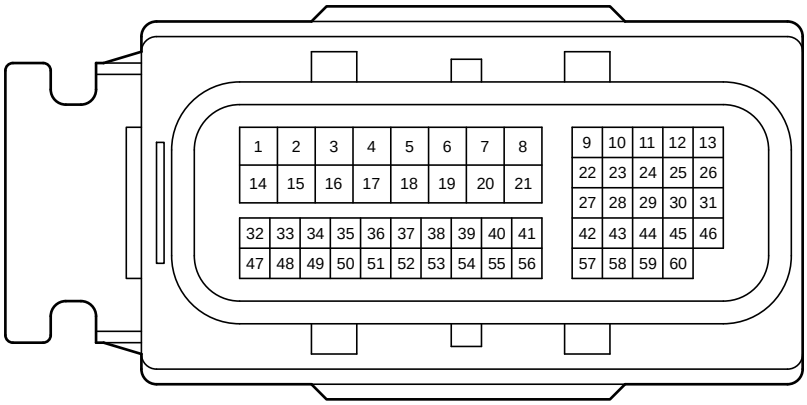

N 14
Black

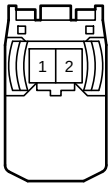

N 30
Yellow

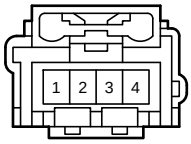

N 40
Black

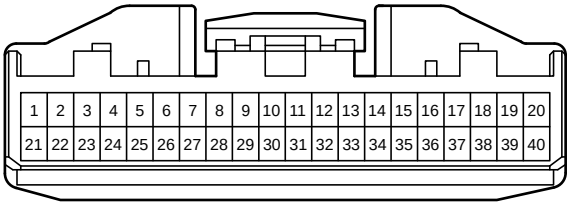

N 52
Yellow

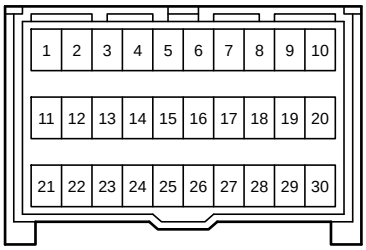

N 74
Yellow



N 90
Black

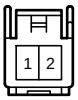

N162
White

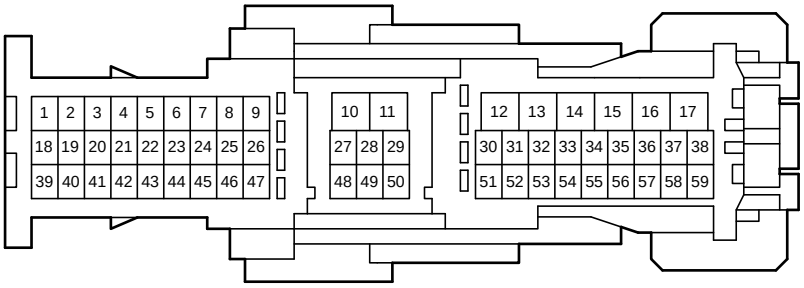

N168
White

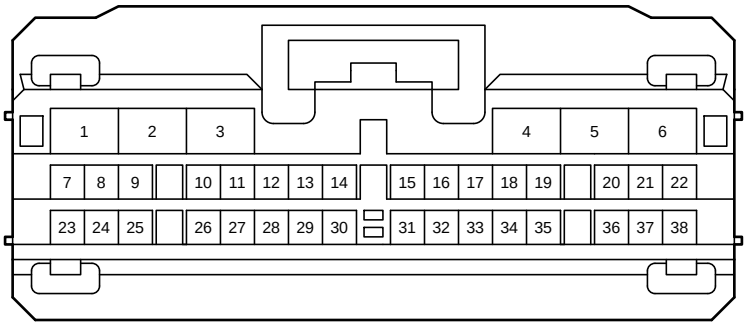

N174
Black

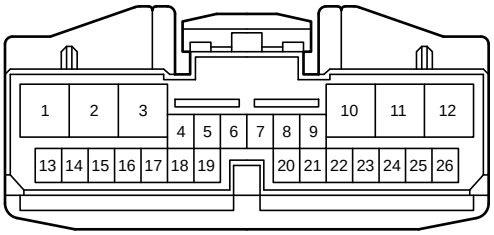

N180
Gray

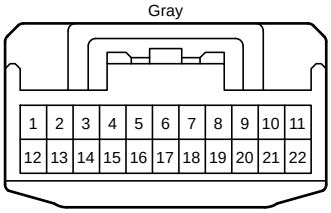

N181
Gray

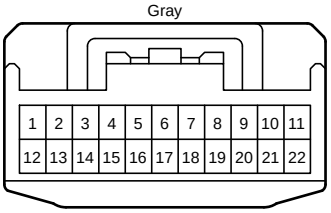

N197
Black

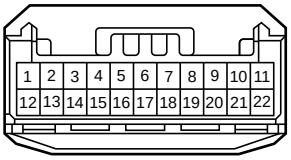

N198
Black

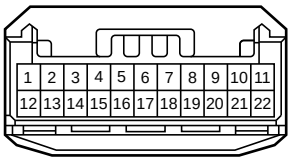

T 5
White

T 7
Yellow

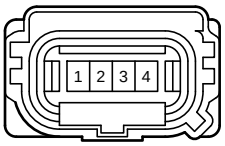

T 8
Black

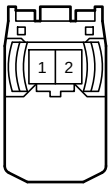

T 12
Yellow

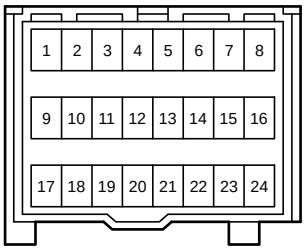

T 17
Yellow



T 20
Yellow

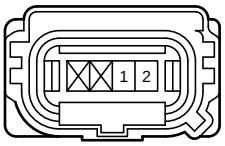

T 22
Black

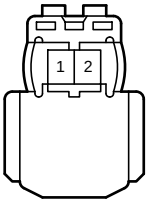

T 26
Black

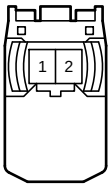

U 4
White

U 6
Black

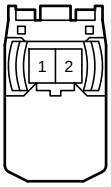

U 9
Yellow

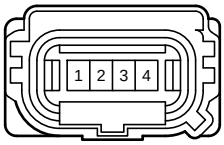

U 10
Yellow

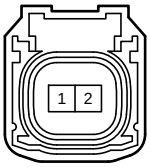

U 12
Yellow

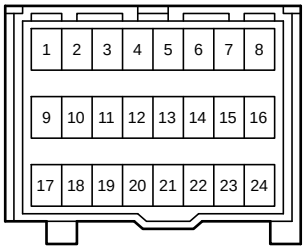

U 17
Yellow

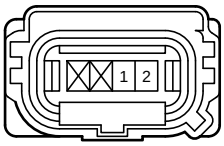

U 21
Black

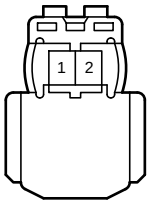

U 25
Black

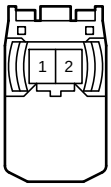

U 67
Gray

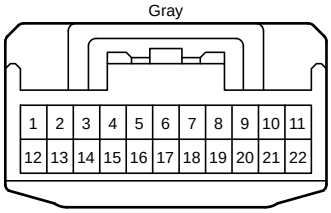

U 70
Black

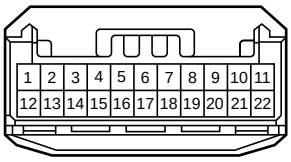

c 29
Yellow

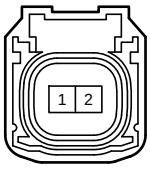

d 32
Yellow



s 1
Orange

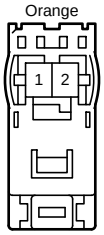

s 2
Black

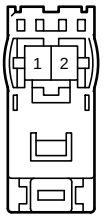

z 2
Black

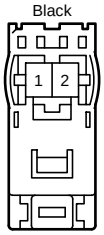

z 3
Orange

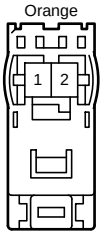

z 19
Light Green

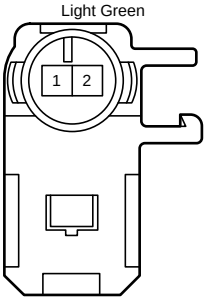

z 20
Black

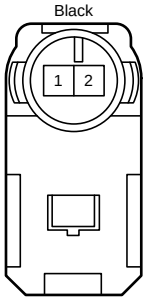

4A
White

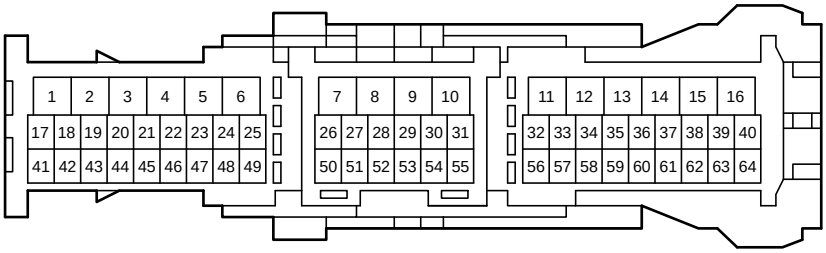

5A
White

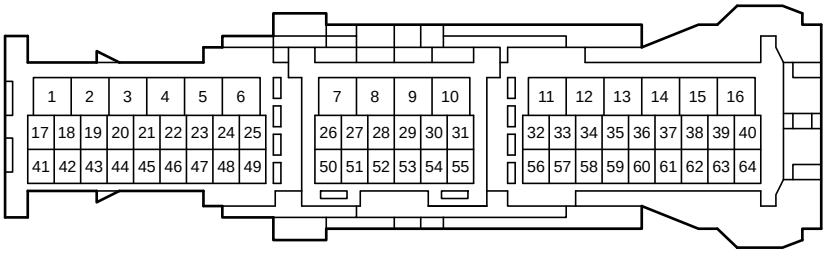

5D
White

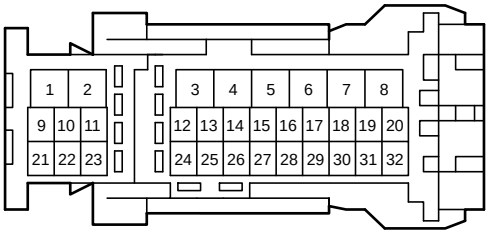

AU1
White

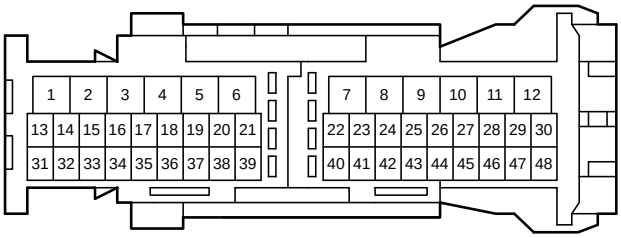

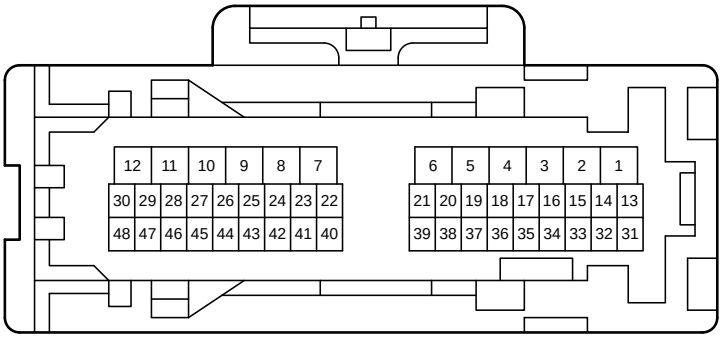

NA2
White

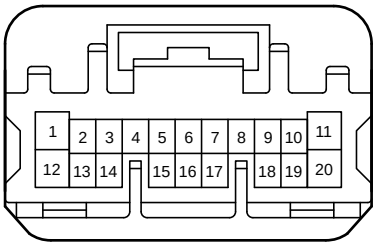

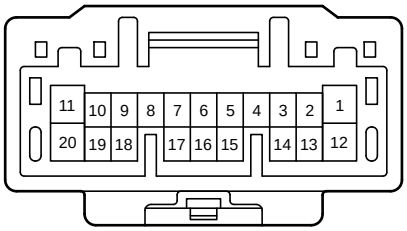

NA6
Yellow

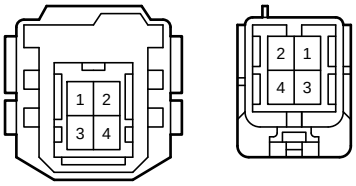

NA7
Yellow

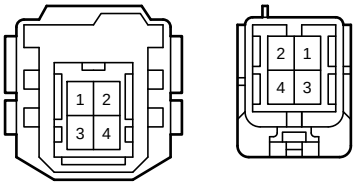

NU2
White

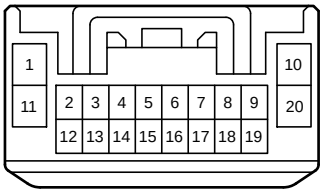

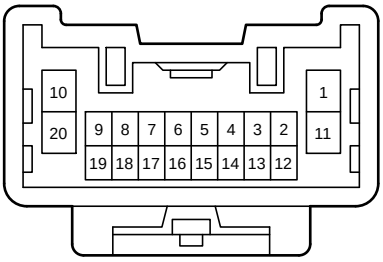

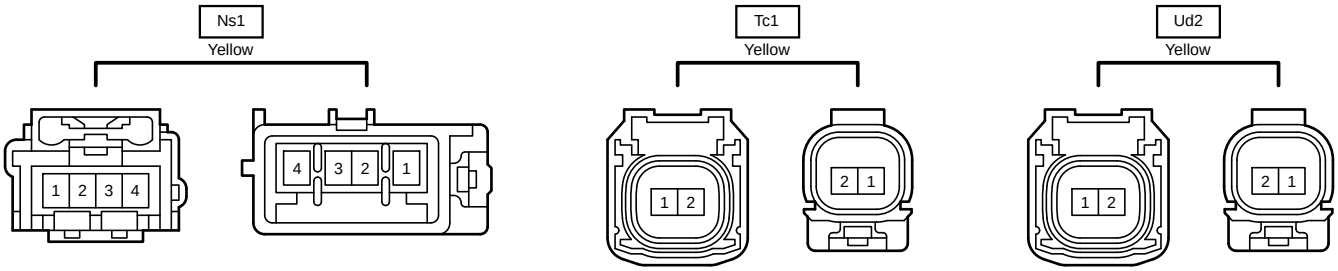
Ns1
Yellow
1 2 3 4
4 3 2 1
Tc1
Yellow
1 2
2 1
Ud2
Yellow
1 2
2 1