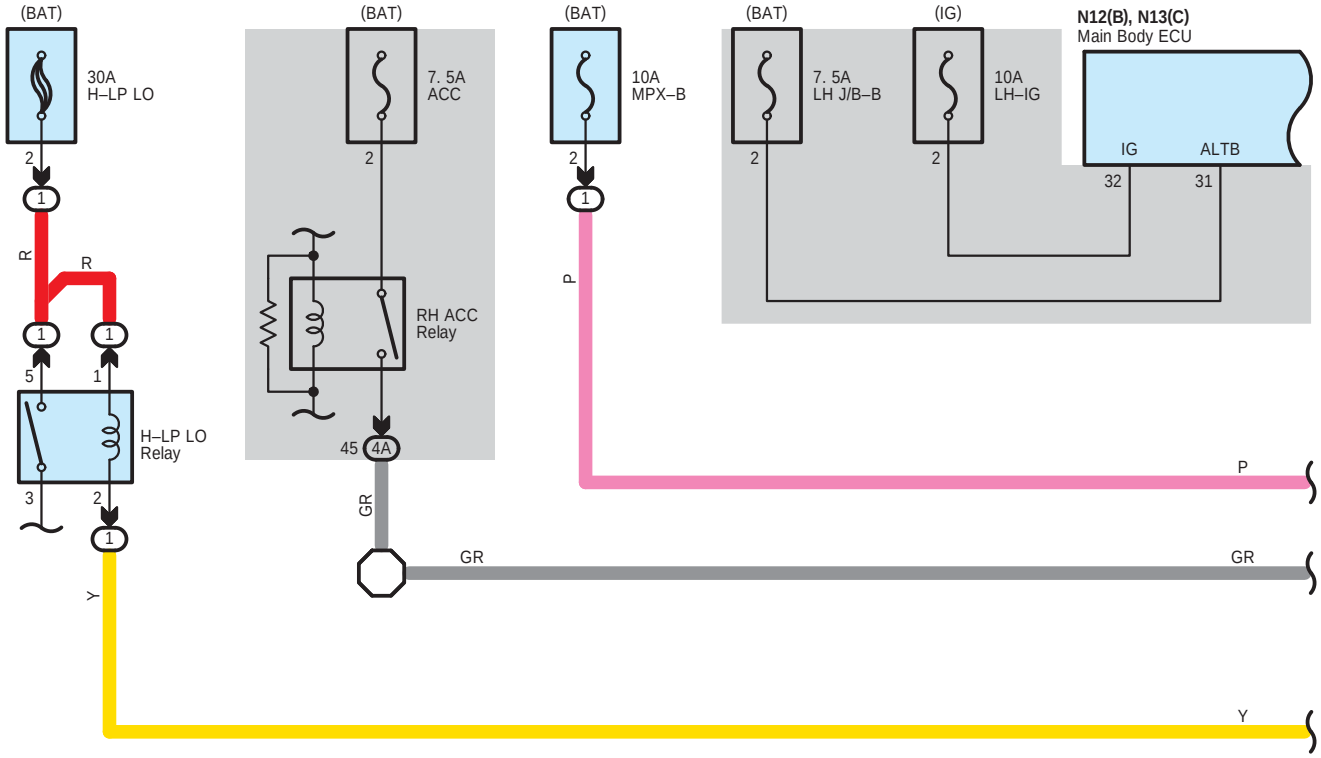
(BAT)
30A
H–LP LO
2
1
R
R
1
1
5
1
H–LP LO
Relay
3
2
1
Y
(BAT)
7. 5A
ACC
2
RH ACC
Relay
45
4A
GR
GR
(BAT)
10A
MPX–B
2
1
P
P
(BAT)
7. 5A
LH J/B–B
2
(IG)
10A
LH–IG
2
N12(B), N13(C)
Main Body ECU
IG
ALTB
32
31
GR
Y

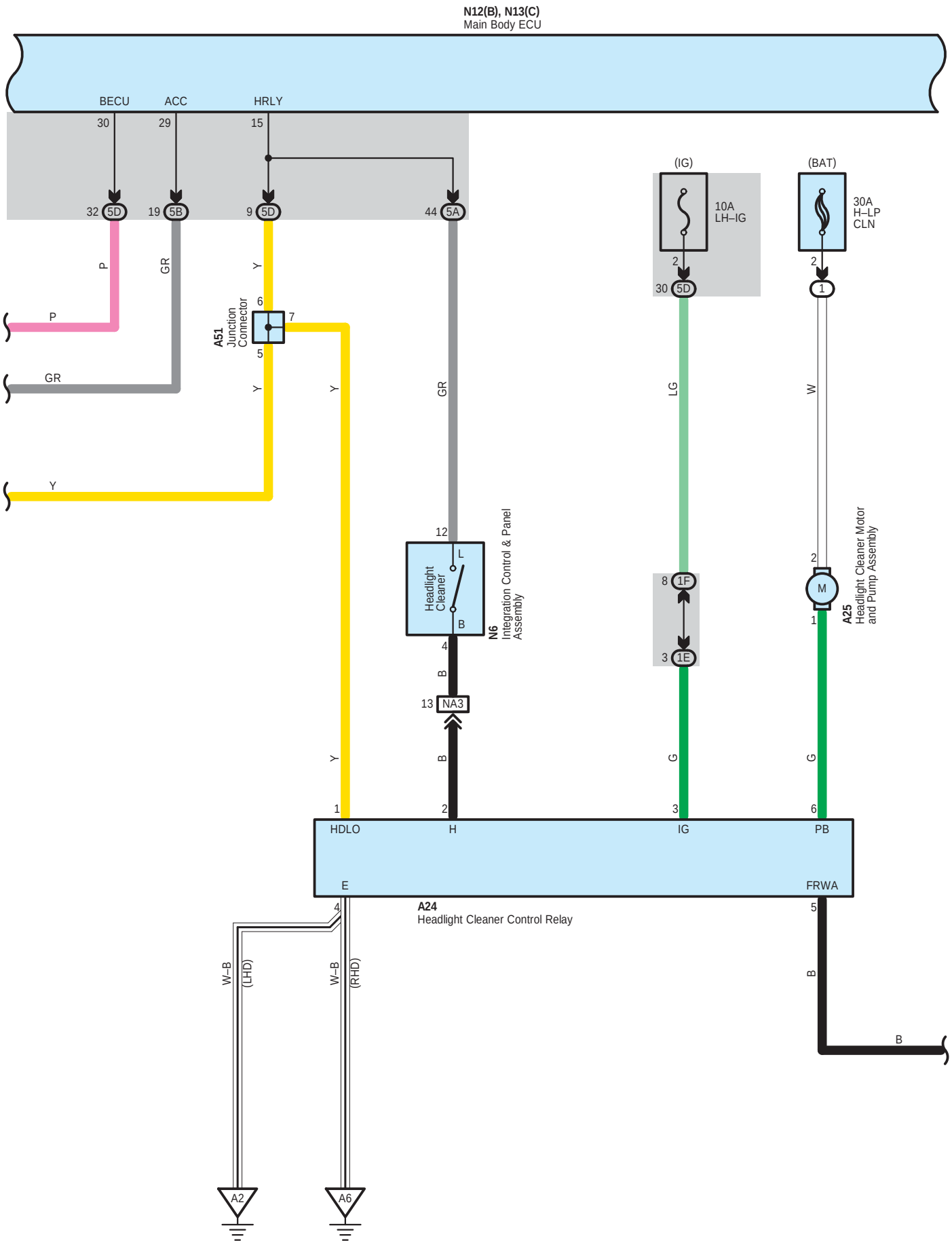
N12(B), N13(C)
Main Body ECU
BECU
ACC
HRLY
30
29
15
32 5D
19 5B
9 5D
44 5A
P
GR
Y
P
GR
Y
A51
Junction
Connector
6
7
5
Y
Y
GR
(IG)
10A
LH–IG
2
30 5D
LG
(BAT)
30A
H–LP
CLN
2
1
W
12
L
Headlight
Cleaner
B
N6
Integration Control & Panel
Assembly
4
B
13 NA3
B
8 1F
3 1E
G
2
M
1
A25
Headlight Cleaner Motor
and Pump Assembly
G
Y
1
2
3
6
HDLO
H
IG
PB
E
FRWA
4
A24
Headlight Cleaner Control Relay
5
W–B
(LHD)
W–B
(RHD)
B
B
A2
A6

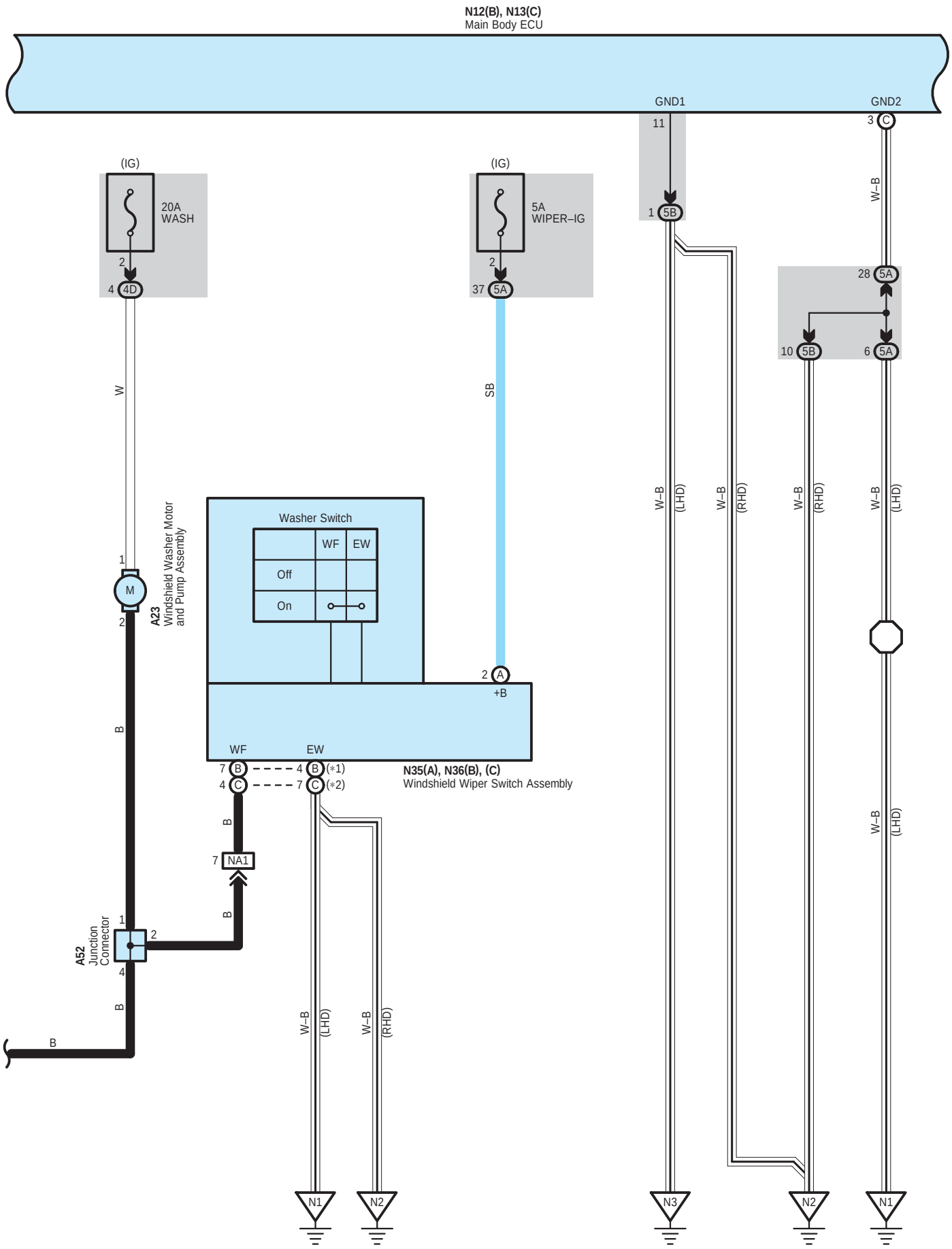
N12(B), N13(C)
Main Body ECU
GND1
GND2
(IG)
20A
WASH
(IG)
5A
WIPER–IG
Washer Switch
WF
EW
Off
On
A23
Windshield Washer Motor
and Pump Assembly
+B
N35(A), N36(B), (C)
Windshield Wiper Switch Assembly
(*1)
(*2)
NA1
A52
Junction
Connector
W–B
(LHD)
(RHD)
N1
N2
N3

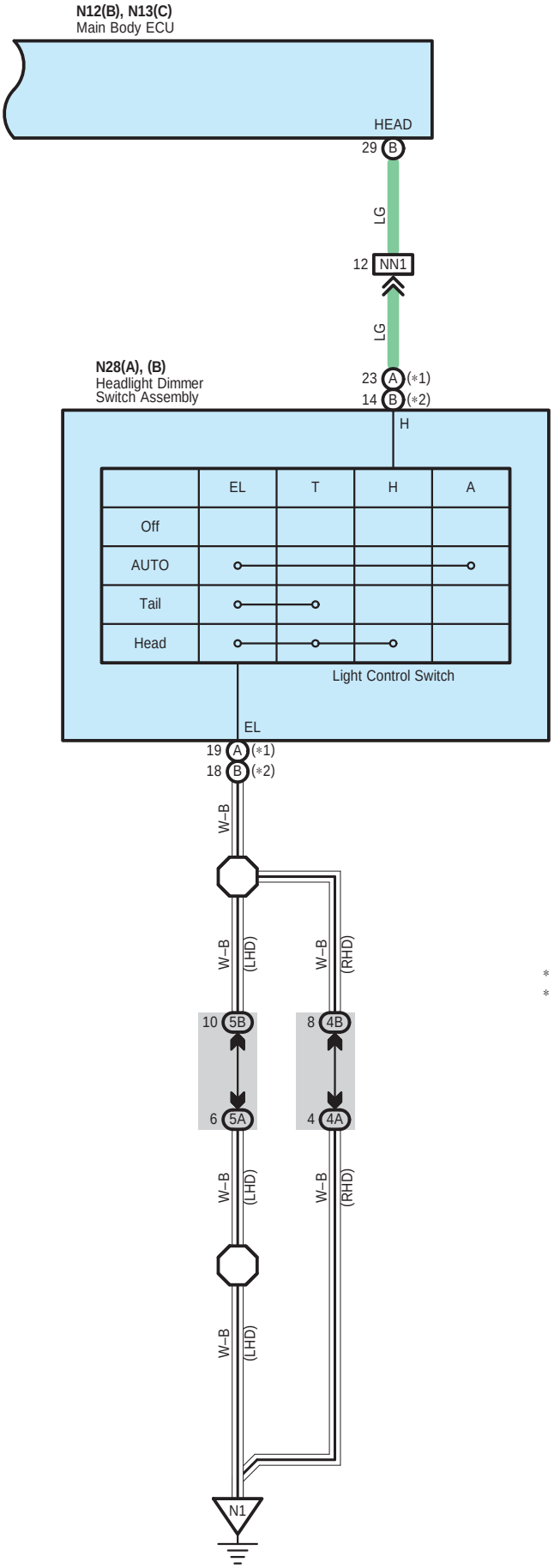

* 1 : LHD, RHD Light Control Switch LH Side Type
* 2 : RHD Light Control Switch RH Side Type

A 23
Black

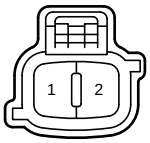

A 24
Gray

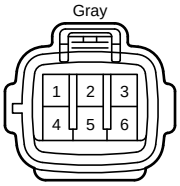

A 25
Black

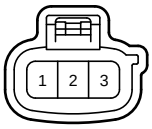

A 51
Blue

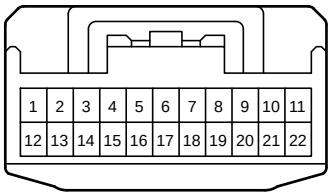

A 52
Black

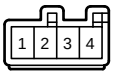

N 6
Black



N 12
White

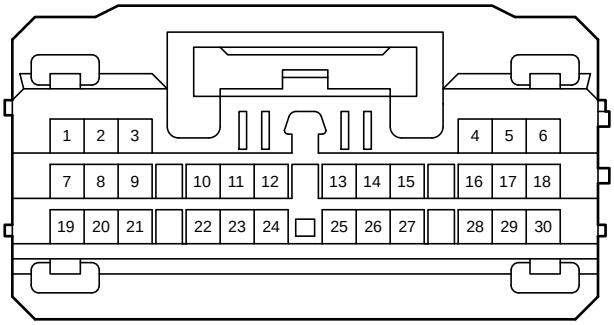

N 13
White

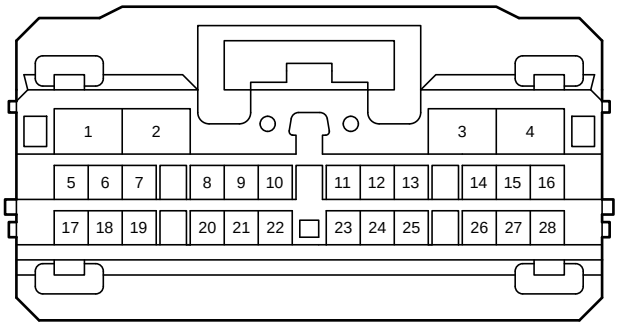

N 28
Black

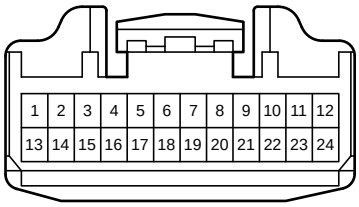

N 35
White

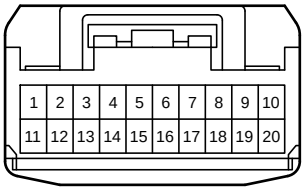

N 36
White

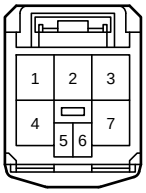

1E
White

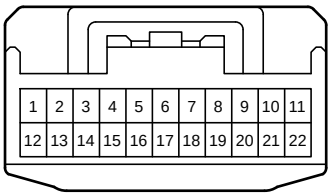

1F
White

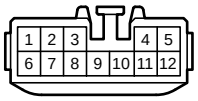

4A
White

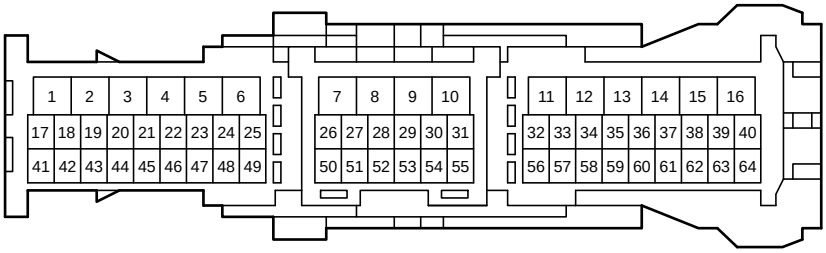

4B
White

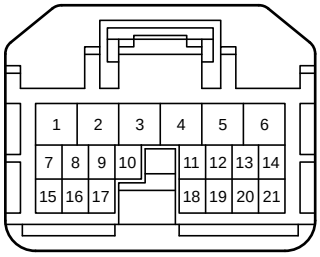

4D
White

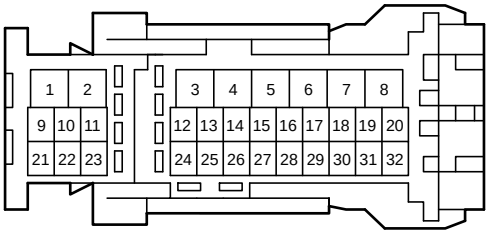

5A
White

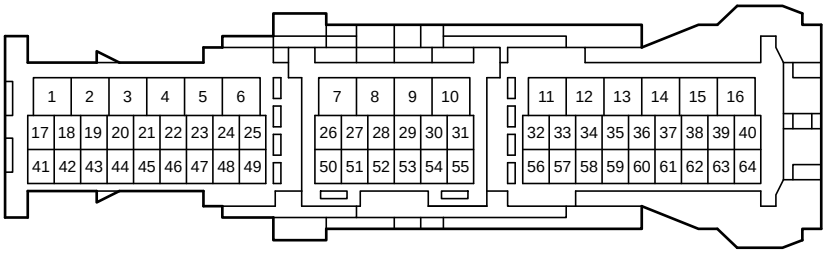

5B
White

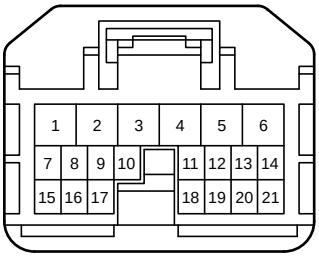

5D
White

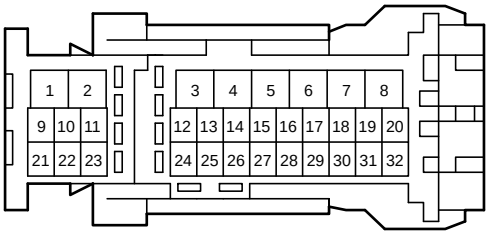

NA1
White

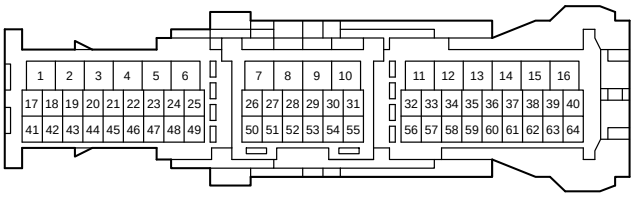

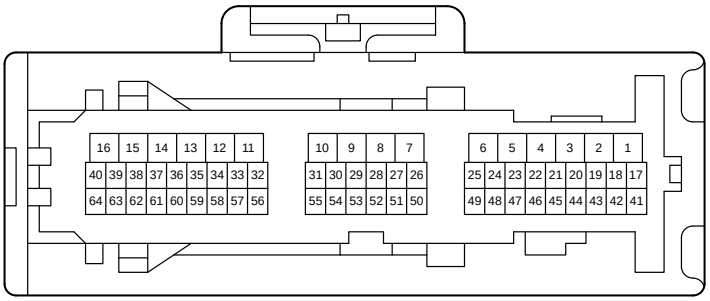

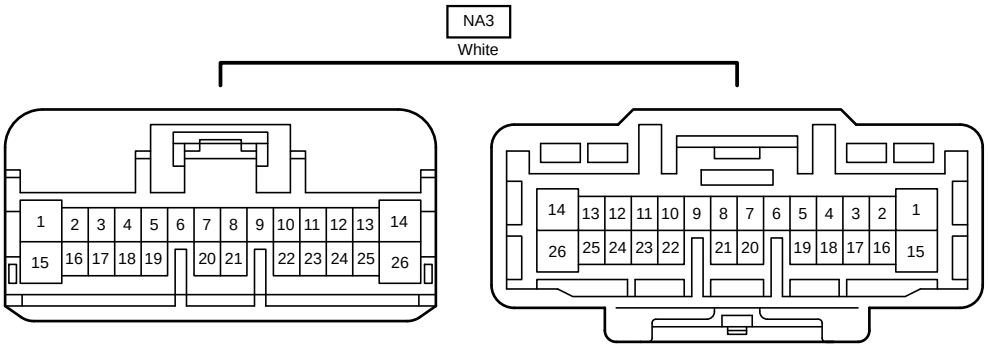
NA3
White
1 2 3 4 5 6 7 8 9 10 11 12 13 14
15 16 17 18 19 20 21 22 23 24 25 26
14 13 12 11 10 9 8 7 6 5 4 3 2 1
26 25 24 23 22 21 20 19 18 17 16 15

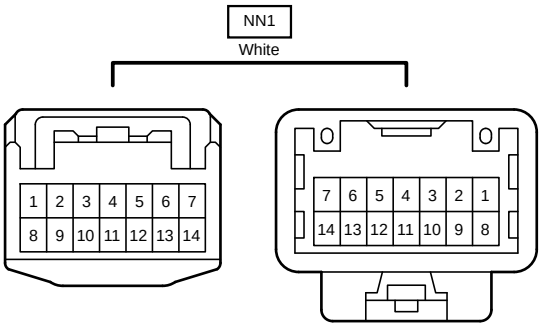
NN1
White
1 2 3 4 5 6 7
8 9 10 11 12 13 14
7 6 5 4 3 2 1
14 13 12 11 10 9 8