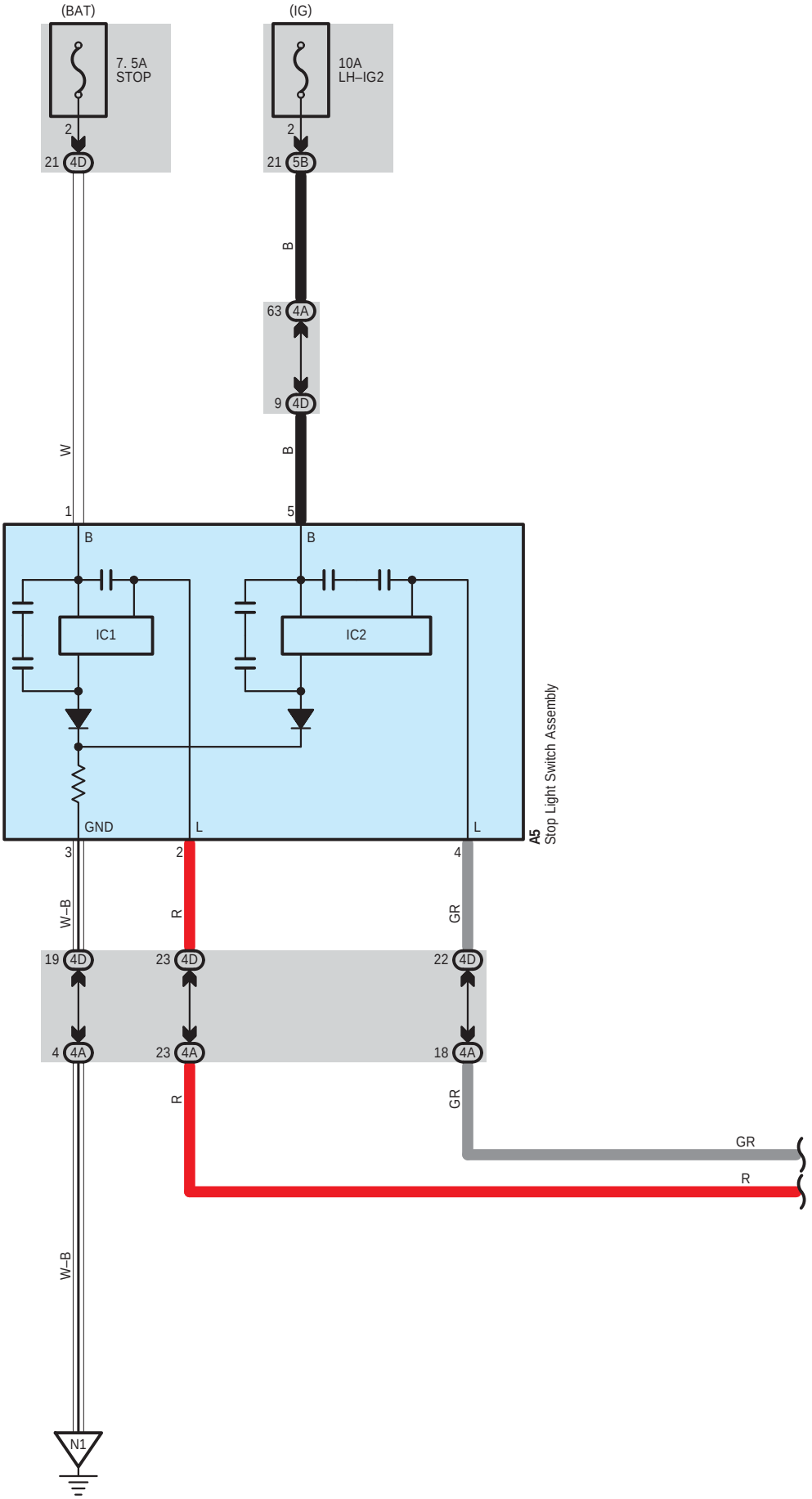
(BAT)
7. 5A
STOP
2
21 4D
(IG)
10A
LH–IG2
2
21 5B
B
63 4A
9 4D
B
W
1
5
B
B
IC1
IC2
GND
L
L
A5
Stop Light Switch Assembly
3
2
4
W–B
R
GR
19 4D
23 4D
22 4D
4 4A
23 4A
18 4A
R
GR
GR
R
W–B
N1

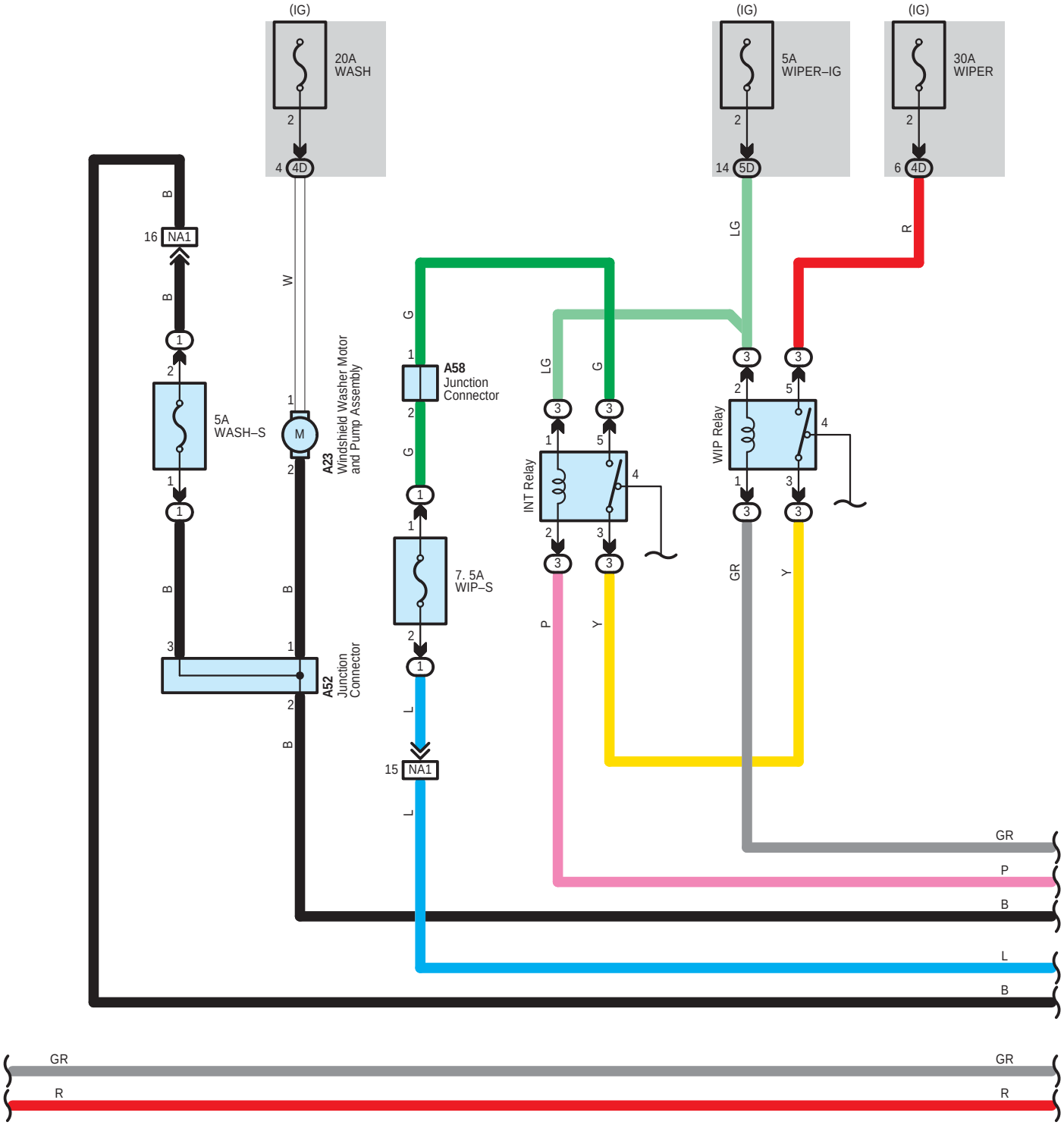
(IG)
20A
WASH
(IG)
5A
WIPER–IG
(IG)
30A
WIPER
4 4D
14 5D
6 4D
16 NA1
5A
WASH–S
A23
Windshield Washer Motor
and Pump Assembly
A58
Junction
Connector
7. 5A
WIP–S
15 NA1
A52
Junction
Connector
INT Relay
WIP Relay
GR
P
B
L
B
GR
R
GR
R

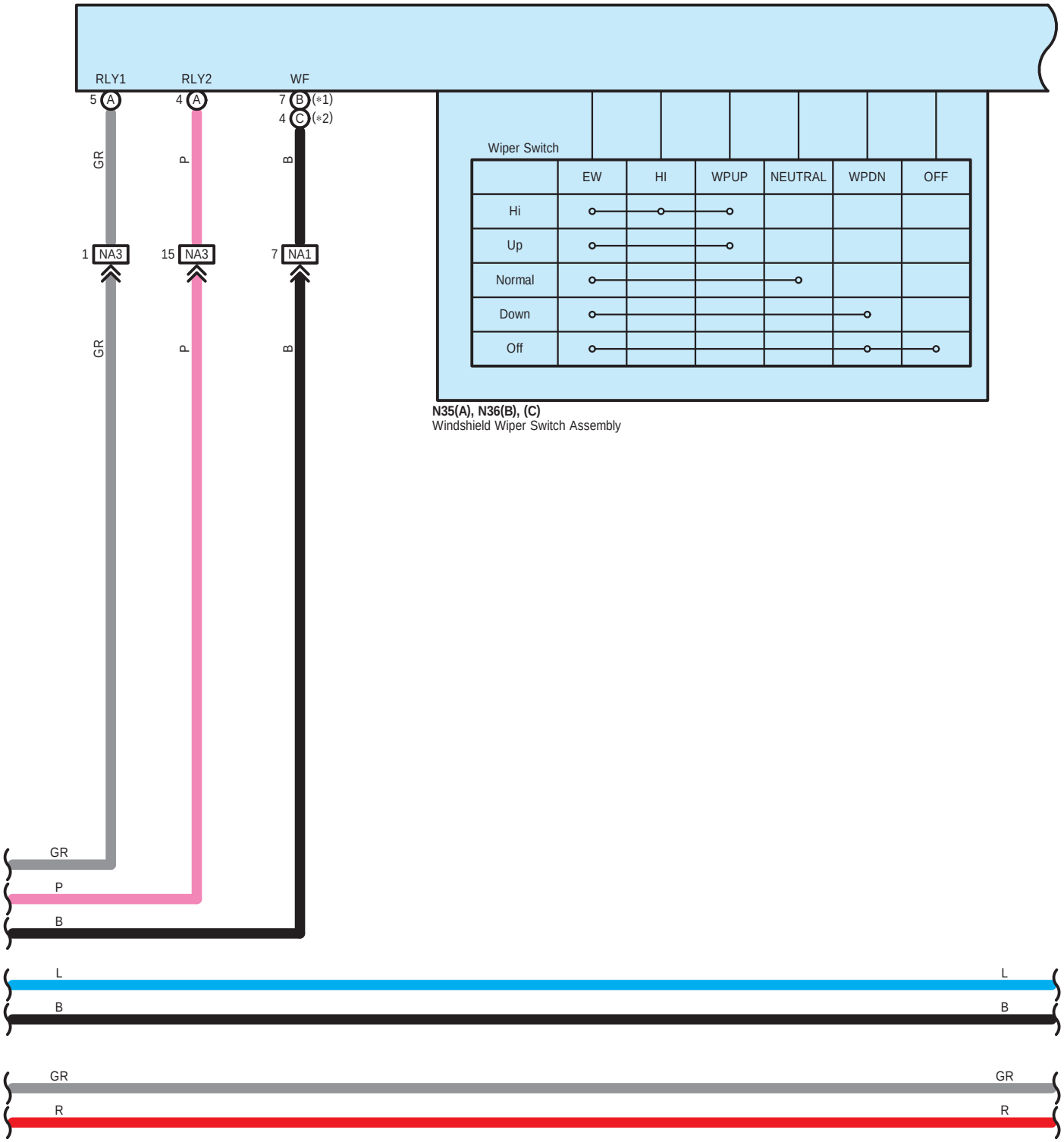
RLY1
RLY2
WF
5 A
4 A
7 B (*1)
4 C (*2)
GR
P
B
1 NA3
15 NA3
7 NA1
GR
P
B
Wiper Switch
EW
HI
WPUP
NEUTRAL
WPDN
OFF
Hi
Up
Normal
Down
Off
N35(A), N36(B), (C)
Windshield Wiper Switch Assembly
GR
P
B
L
L
B
B
GR
GR
R
R

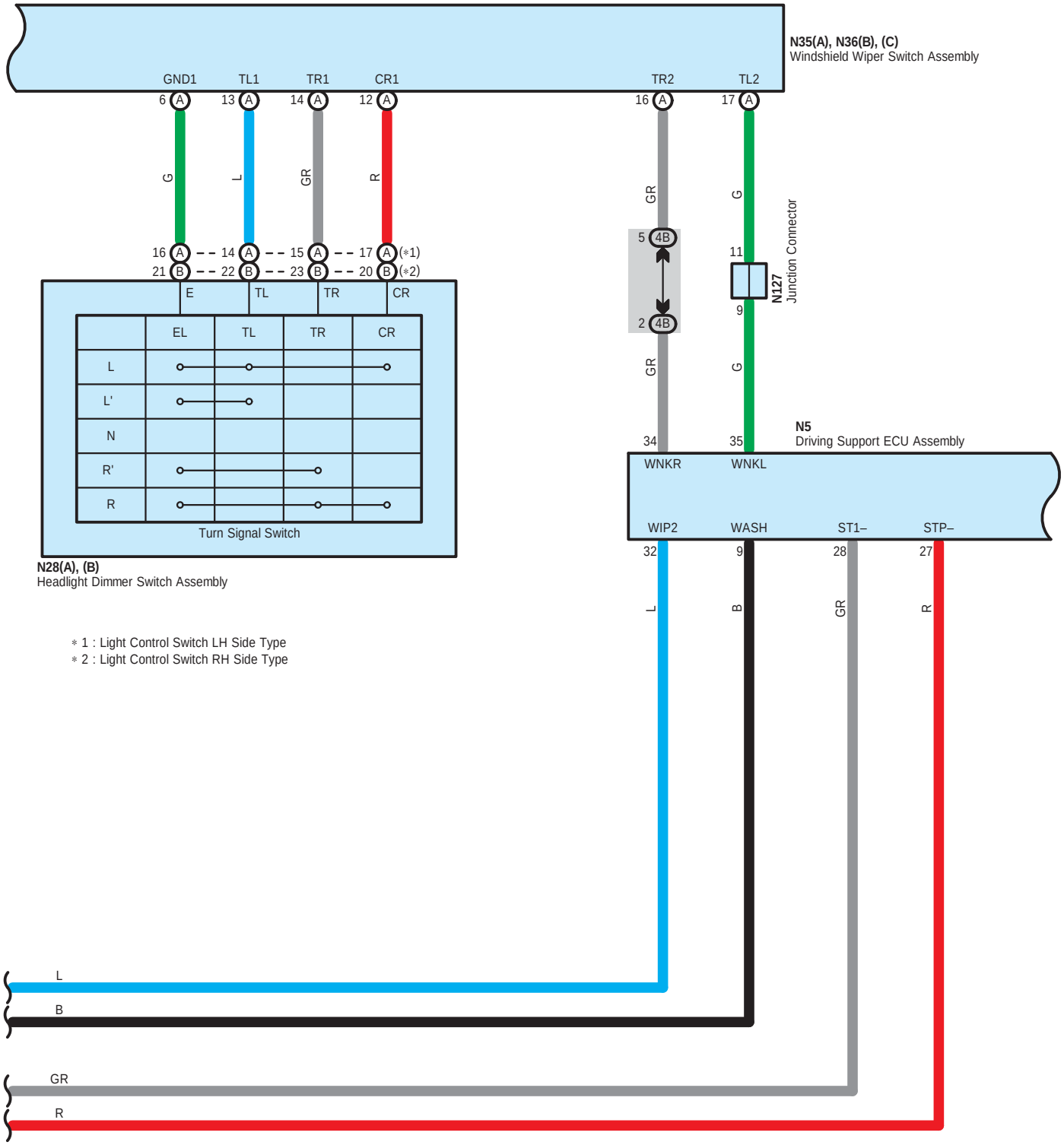
N35(A), N36(B), (C)
Windshield Wiper Switch Assembly
GND1
TL1
TR1
CR1
TR2
TL2
6 A
13 A
14 A
12 A
16 A
17 A
G
L
GR
R
GR
G
16 A
14 A
15 A
17 A (*1)
21 B
22 B
23 B
20 B (*2)
5 4B
2 4B
11
9
N127
Junction Connector
E
TL
TR
CR
EL
TL
TR
CR
L
L'
N
R'
R
Turn Signal Switch
N28(A), (B)
Headlight Dimmer Switch Assembly
GR
G
34
35
N5
Driving Support ECU Assembly
WNKR
WNKL
WIP2
WASH
ST1–
STP–
32
9
28
27
L
B
GR
R
* 1 : Light Control Switch LH Side Type
* 2 : Light Control Switch RH Side Type
L
B
GR
R

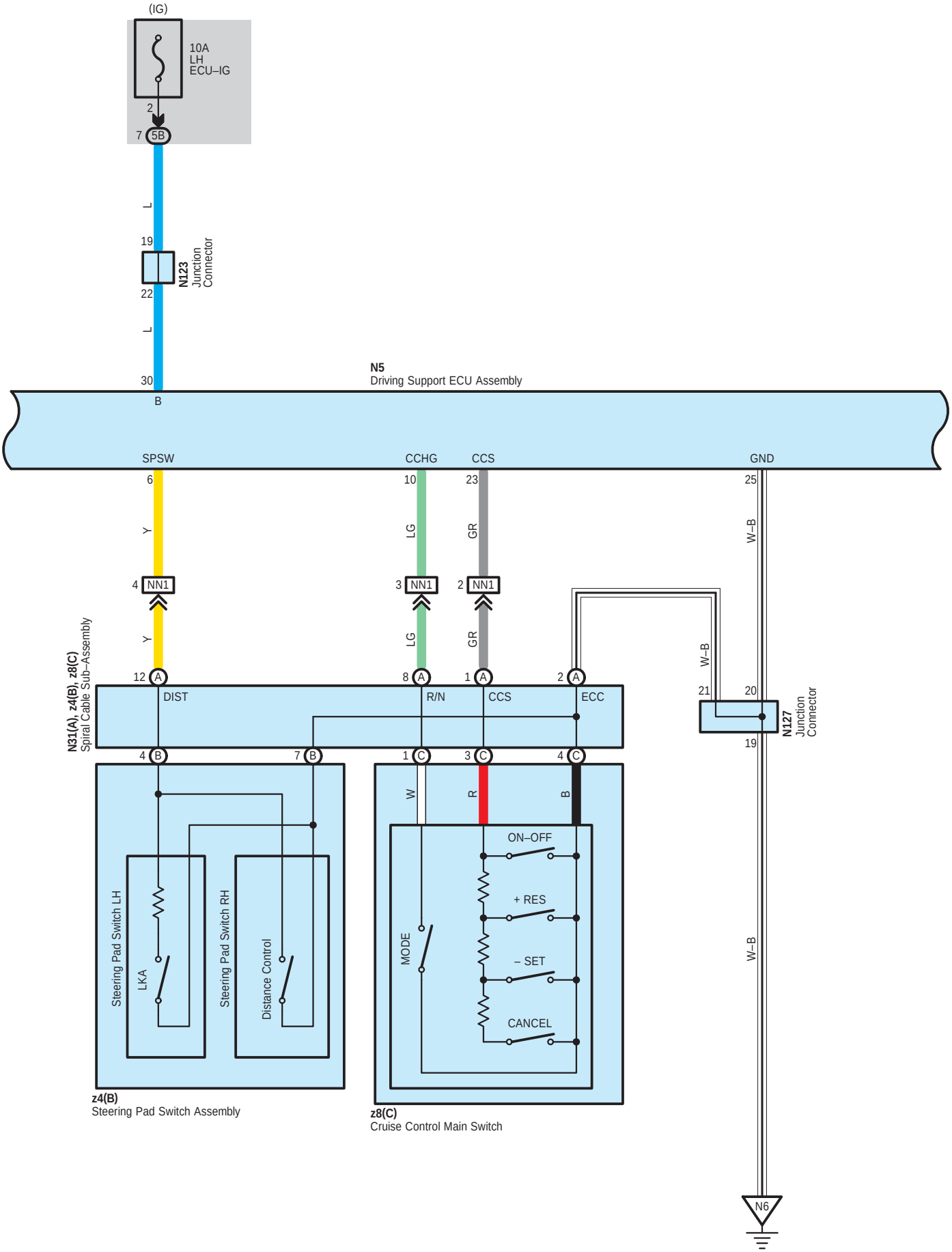
(IG)
10A
LH
ECU–IG
2
7 5B
L
19
N123
Junction
Connector
22
L
30
B
N5
Driving Support ECU Assembly
SPSW
CCHG
CCS
GND
6
10
23
25
Y
LG
GR
W–B
4 NN1
3 NN1
2 NN1
Y
LG
GR
W–B
N31(A), z4(B), z8(C)
Spiral Cable Sub–Assembly
12 A
8 A
1 A
2 A
21
20
DIST
R/N
CCS
ECC
N127
Junction
Connector
19
4 B
7 B
1 C
3 C
4 C
W
R
B
Steering Pad Switch LH
LKA
Steering Pad Switch RH
Distance Control
MODE
ON–OFF
+ RES
– SET
CANCEL
W–B
z4(B)
Steering Pad Switch Assembly
z8(C)
Cruise Control Main Switch
N6

＊3 : w/ DRS and VGRS

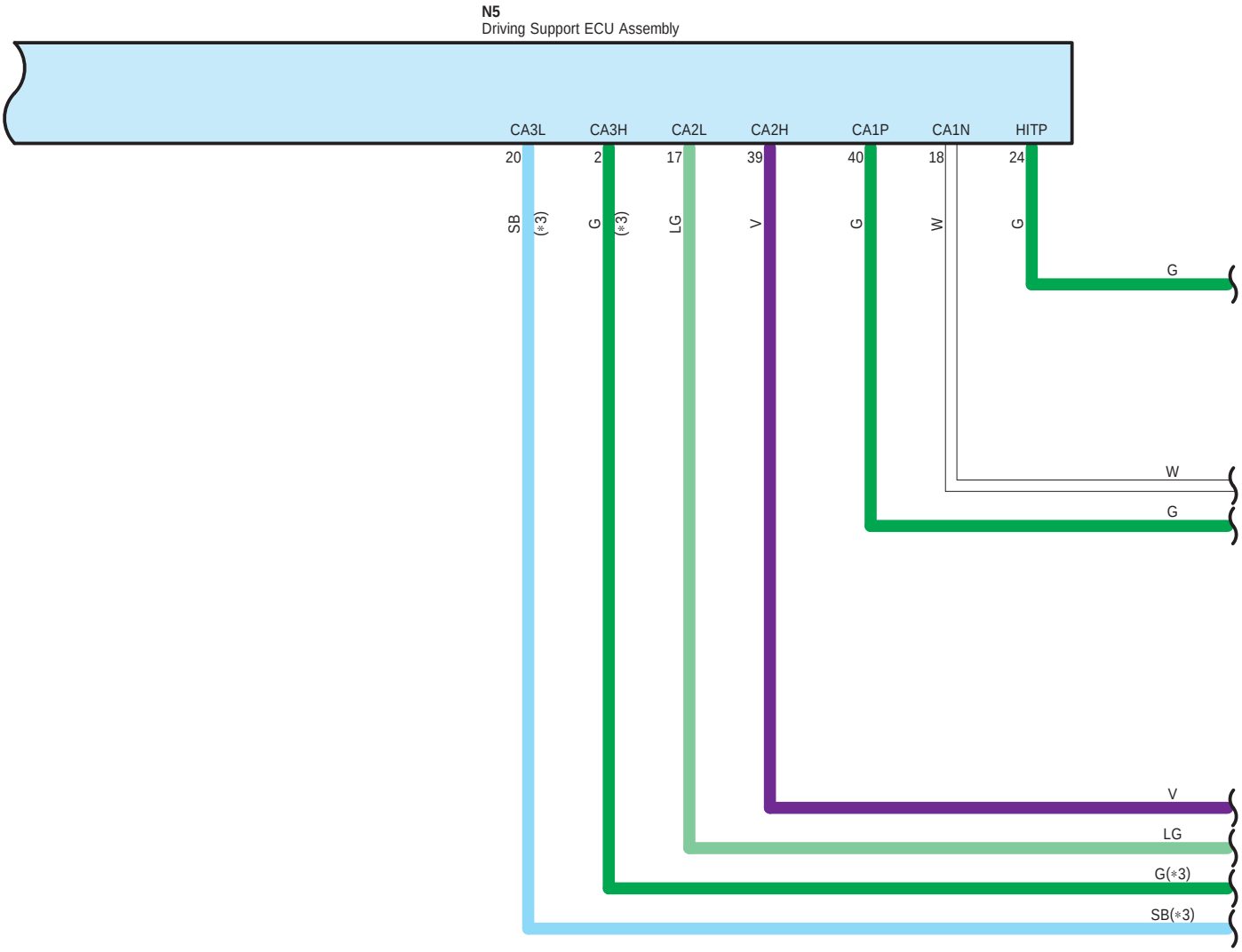

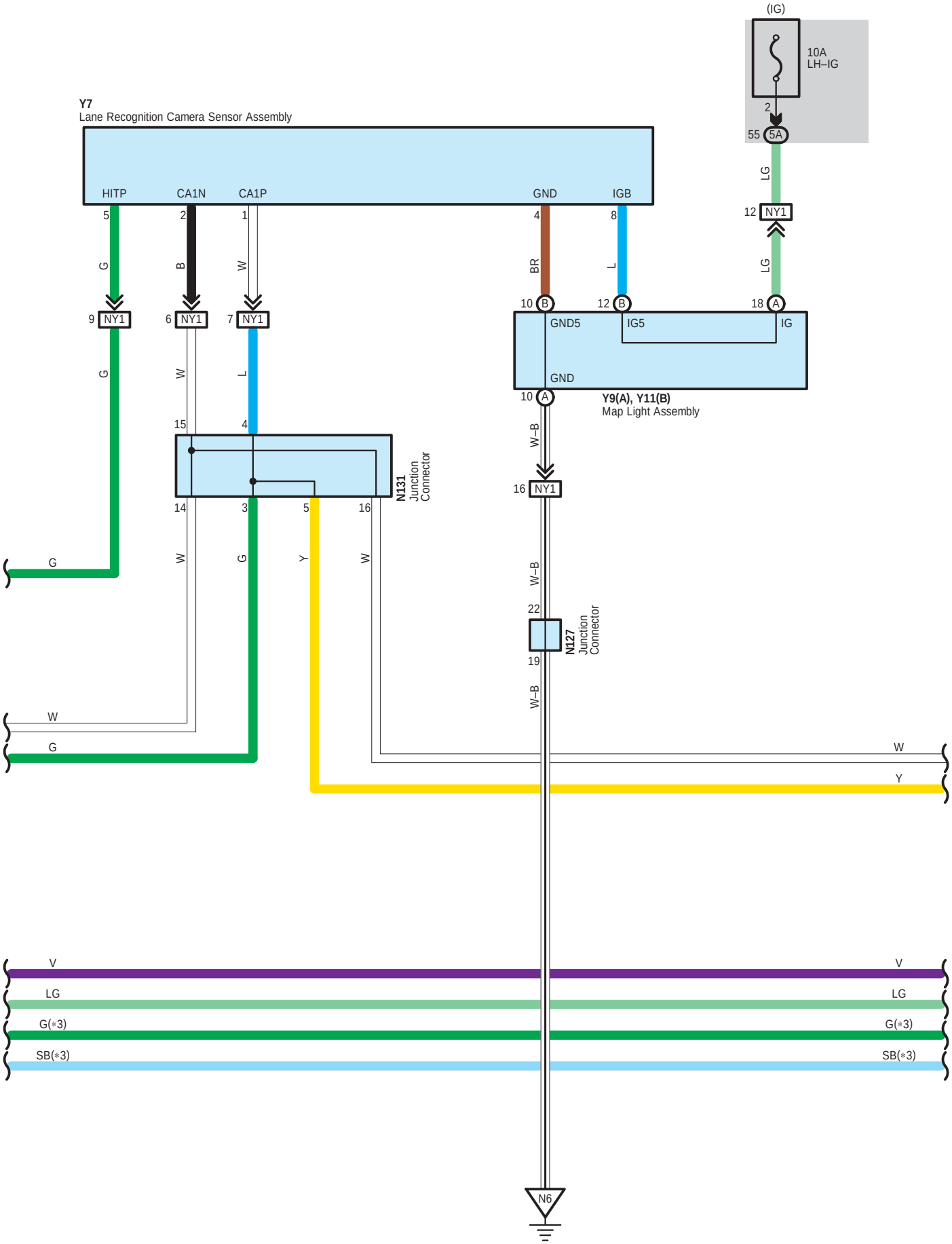
(IG)
10A
LH–IG
2
55 5A
LG
12 NY1
LG
Y7
Lane Recognition Camera Sensor Assembly
HITP
CA1N
CA1P
GND
IGB
5
2
1
4
8
G
B
W
BR
L
9 NY1
6 NY1
7 NY1
10 B
12 B
18 A
GND5
IG5
IG
GND
10 A
Y9(A), Y11(B)
Map Light Assembly
G
W
L
15
4
W–B
N131
Junction
Connector
16 NY1
14
3
5
16
G
W
G
Y
W
W–B
22
N127
Junction
Connector
19
W–B
W
G
W
Y
V
LG
G(*3)
SB(*3)
V
LG
G(*3)
SB(*3)
N6

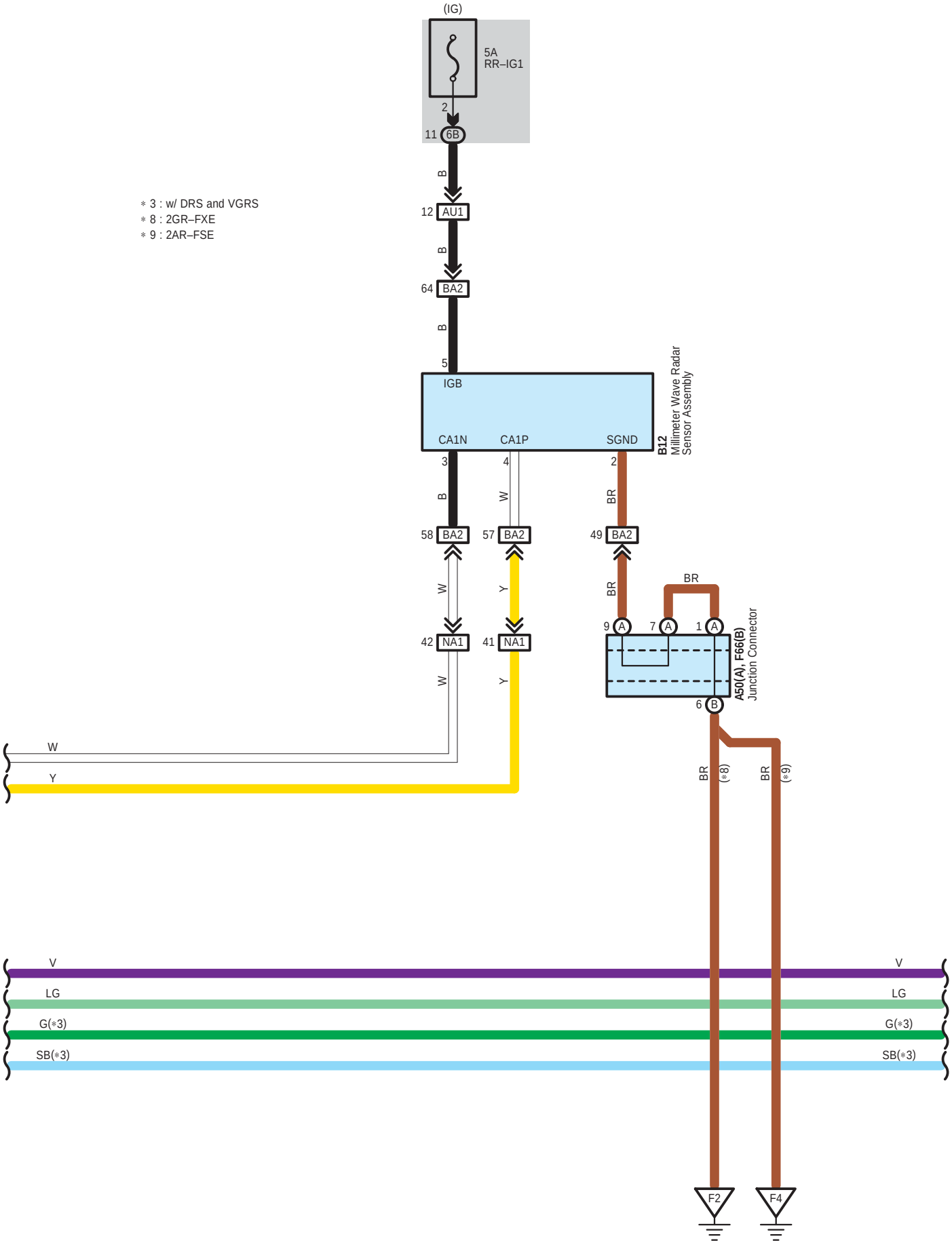


∗ 3 : w/ DRS and VGRS
∗ 8 : 2GR–FXE
∗ 9 : 2AR–FSE

**A29(A), C7(B), C8(C)**
Power Steering ECU Assembly

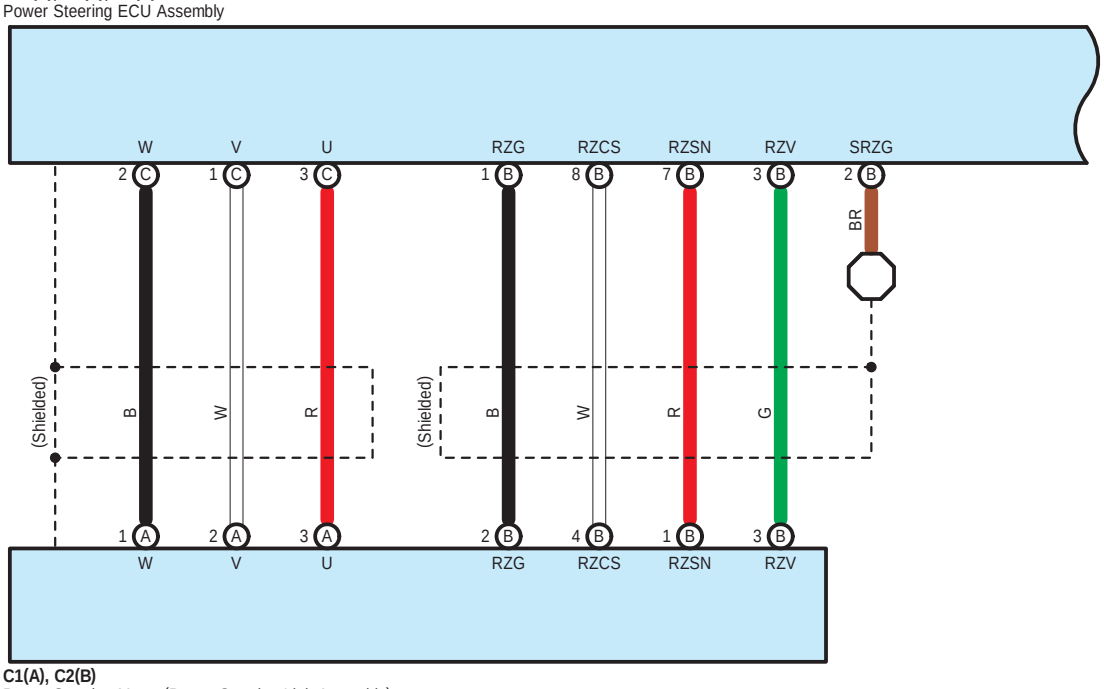


**C1(A), C2(B)**
Power Steering Motor (Power Steering Link Assembly)

∗ 3 : w/ DRS and VGRS

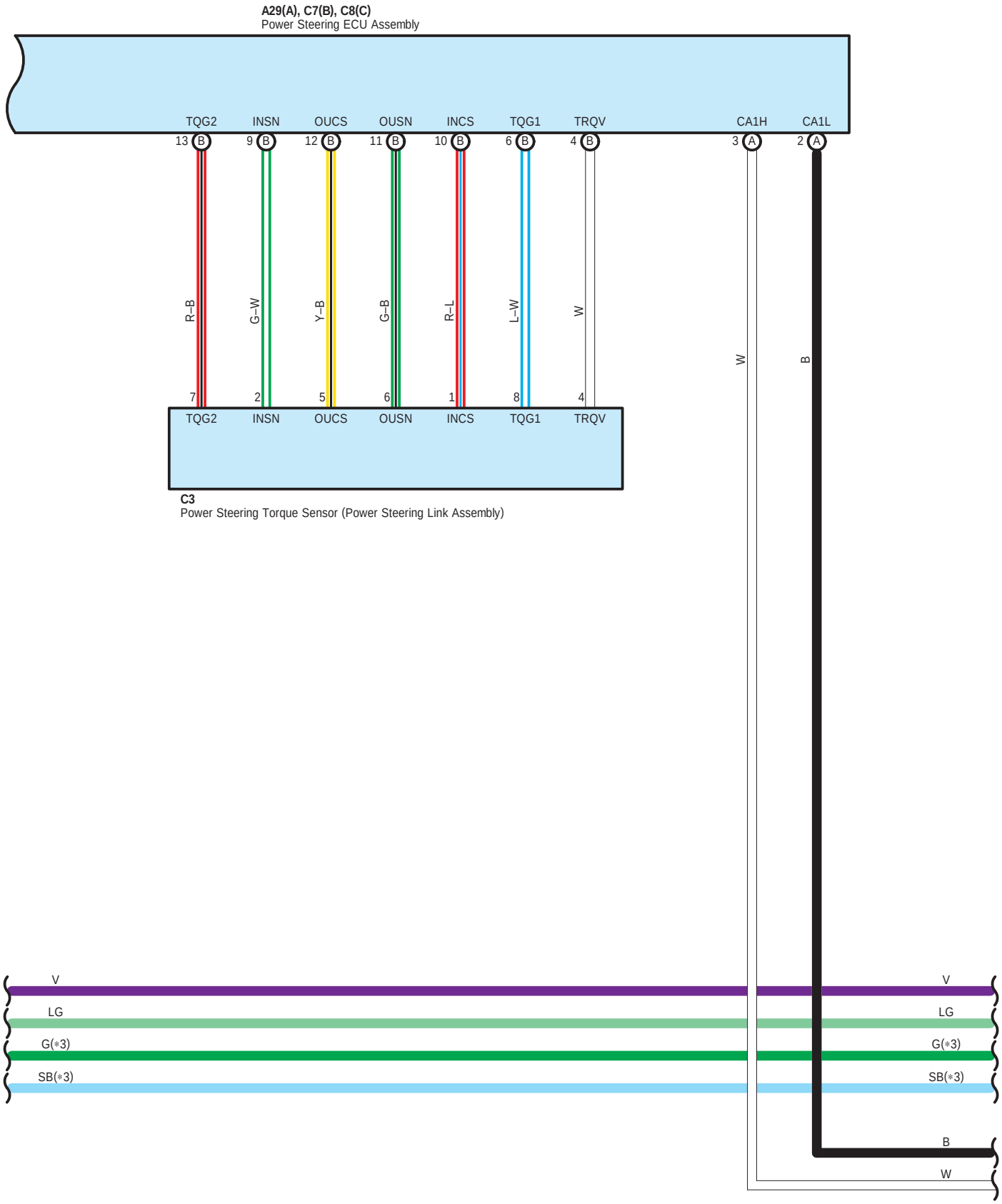
A29(A), C7(B), C8(C)
Power Steering ECU Assembly
TQG2
INSN
OUCS
OUSN
INCS
TQG1
TRQV
CA1H
CA1L
13 B
9 B
12 B
11 B
10 B
6 B
4 B
3 A
2 A
R–B
G–W
Y–B
G–B
R–L
L–W
W
W
B
7
2
5
6
1
8
4
TQG2
INSN
OUCS
OUSN
INCS
TQG1
TRQV
C3
Power Steering Torque Sensor (Power Steering Link Assembly)
V
LG
G(*3)
SB(*3)
V
LG
G(*3)
SB(*3)
B
W

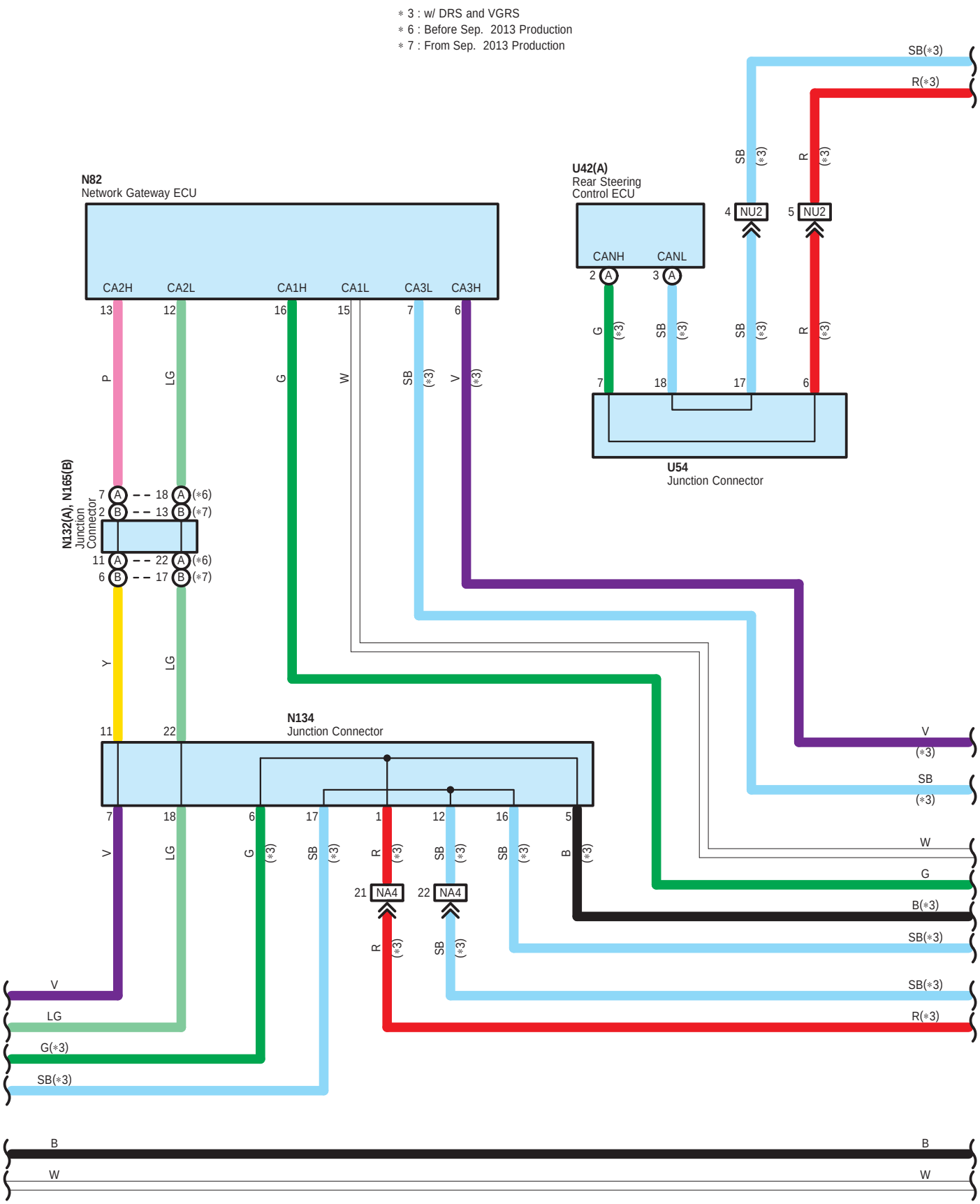
∗3 : w/ DRS and VGRS
∗6 : Before Sep. 2013 Production
∗7 : From Sep. 2013 Production
N82
Network Gateway ECU
CA2H
CA2L
CA1H
CA1L
CA3L
CA3H
U42(A)
Rear Steering
Control ECU
CANH
CANL
NU2
U54
Junction Connector
N132(A), N165(B)
Junction
Connector
N134
Junction Connector
NA4
SB(∗3)
R(∗3)
V
(∗3)
SB
(∗3)
W
G
B(∗3)
SB(∗3)
SB(∗3)
R(∗3)
V
LG
G(∗3)
SB(∗3)
B
W

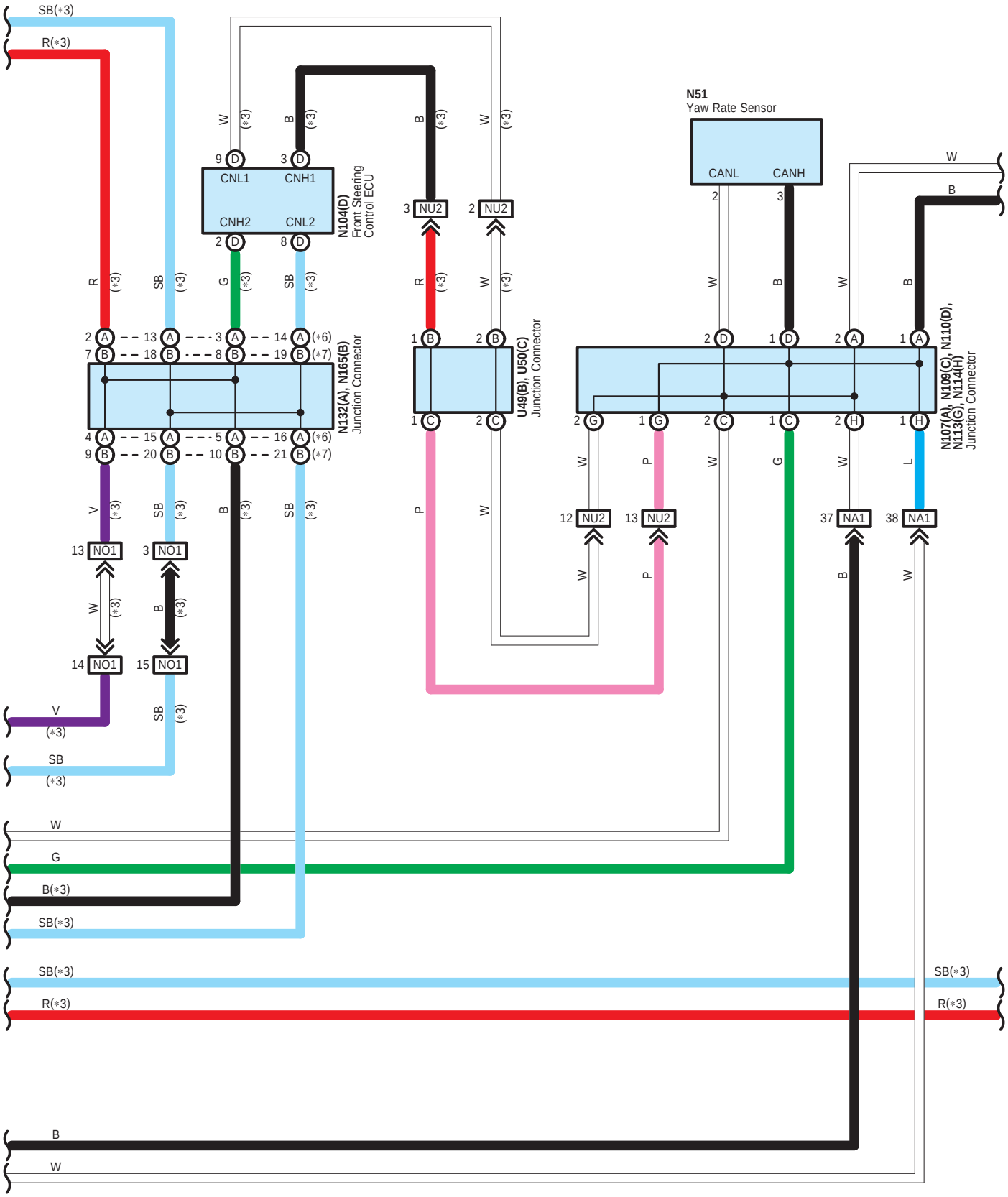
SB(*3)
R(*3)
N104(D)
Front Steering
Control ECU
CNL1
CNH1
CNH2
CNL2
N51
Yaw Rate Sensor
CANL
CANH
N132(A), N165(B)
Junction Connector
U49(B), U50(C)
Junction Connector
N107(A), N109(C), N110(D),
N113(G), N114(H)
Junction Connector
NU2
NA1
NO1
V
(*3)
SB
(*3)
W
G
B(*3)
SB(*3)
SB(*3)
R(*3)
B
W

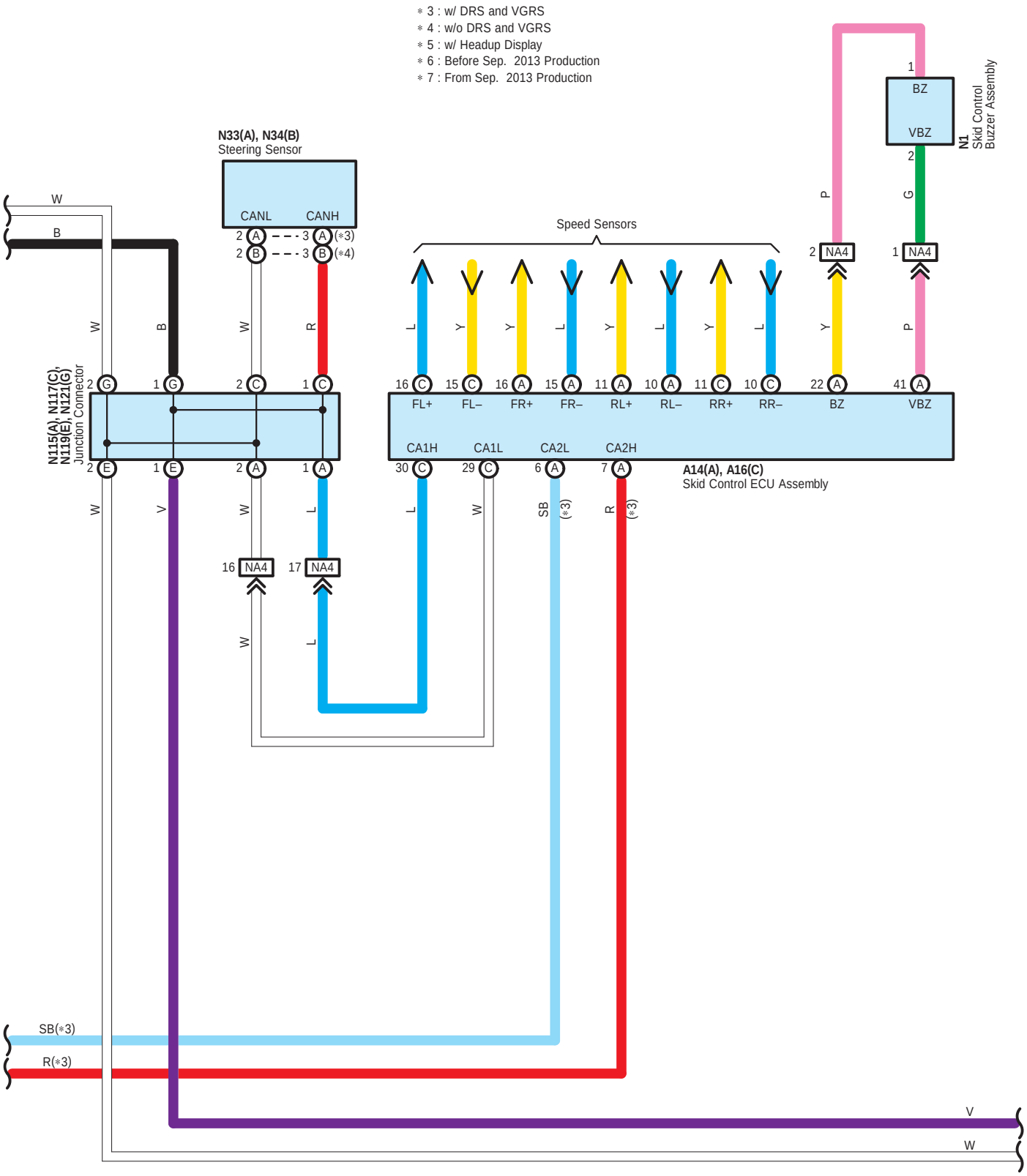
∗ 3 : w/ DRS and VGRS
∗ 4 : w/o DRS and VGRS
∗ 5 : w/ Headup Display
∗ 6 : Before Sep. 2013 Production
∗ 7 : From Sep. 2013 Production
N33(A), N34(B)
Steering Sensor
CANL
CANH
Speed Sensors
N1
Skid Control
Buzzer Assembly
BZ
VBZ
NA4
N115(A), N117(C),
N119(E), N121(G)
Junction Connector
FL+
FL–
FR+
FR–
RL+
RL–
RR+
RR–
CA1H
CA1L
CA2L
CA2H
A14(A), A16(C)
Skid Control ECU Assembly
SB(∗3)
R(∗3)

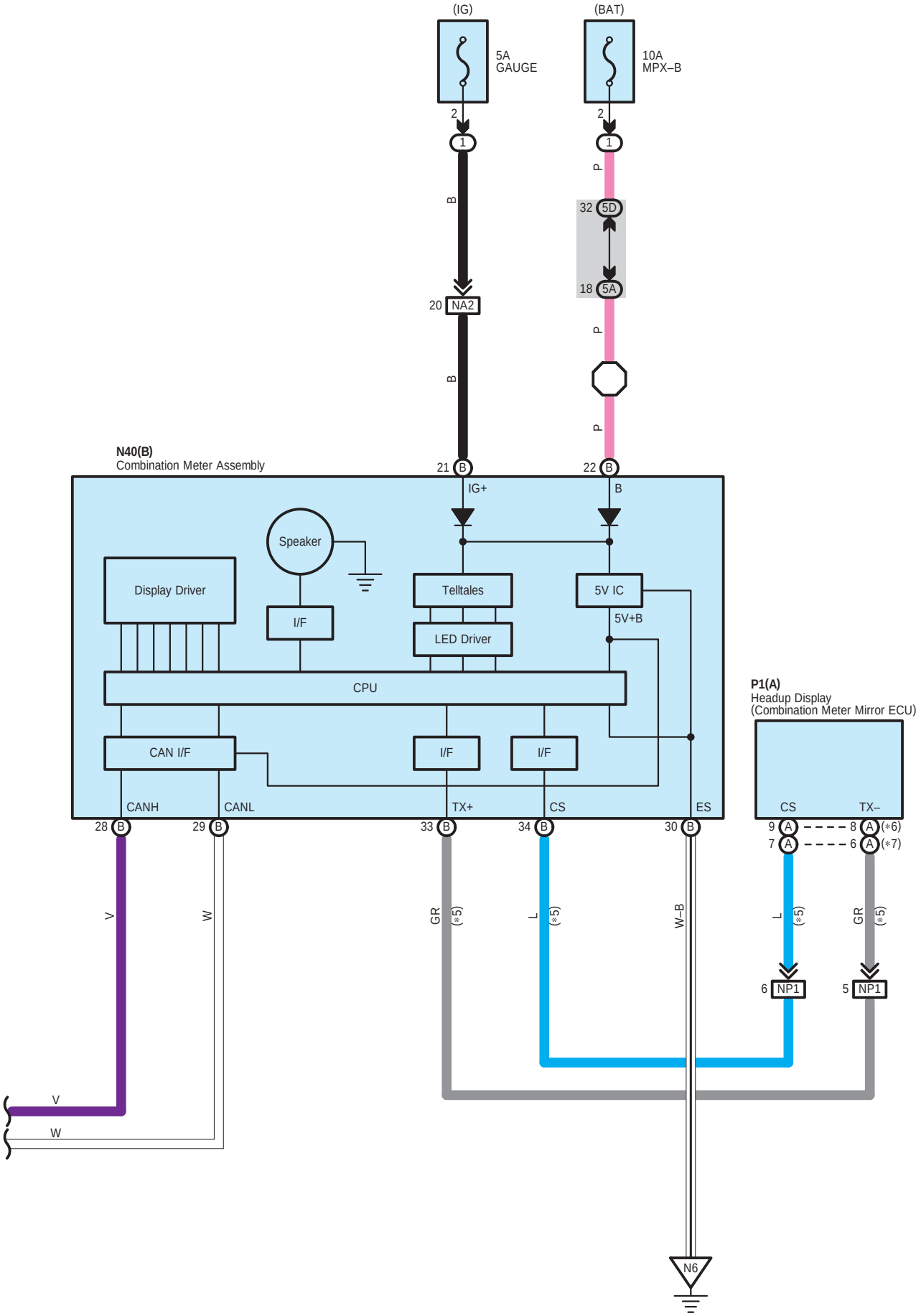
(IG)
5A
GAUGE
(BAT)
10A
MPX–B
2
1
B
20 NA2
B
2
1
P
32 5D
18 5A
P
P
N40(B)
Combination Meter Assembly
21 B
22 B
IG+
B
Speaker
Display Driver
I/F
Telltales
LED Driver
5V IC
5V+B
CPU
CAN I/F
I/F
I/F
CANH
CANL
TX+
CS
ES
28 B
29 B
33 B
34 B
30 B
V
W
GR
(*5)
L
(*5)
W–B
P1(A)
Headup Display
(Combination Meter Mirror ECU)
CS
TX–
9 A
8 A (*6)
7 A
6 A (*7)
L
(*5)
GR
(*5)
6 NP1
5 NP1
V
W
N6

A 5
White

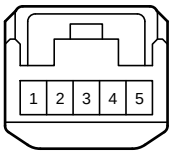


A 14
Black

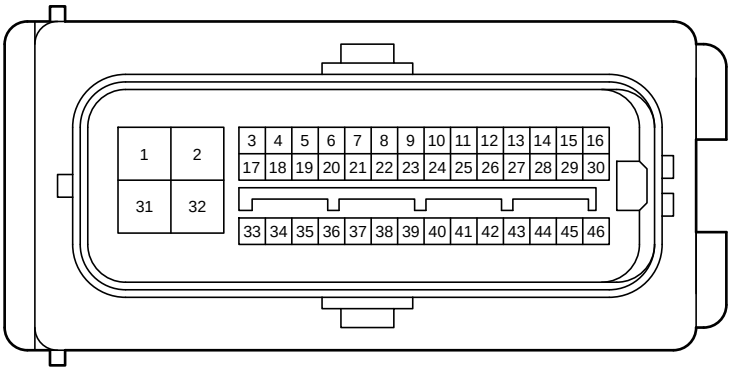


A 16
Gray

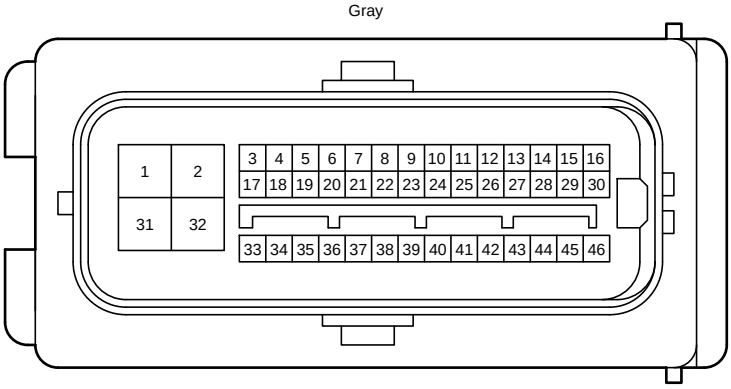


A 23
Black

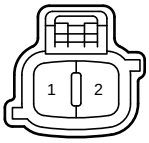


A 29
Black

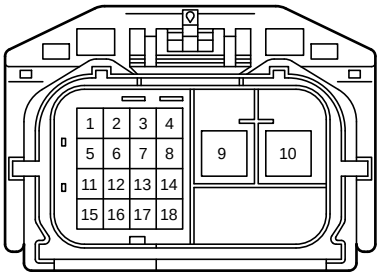


A 50
Gray

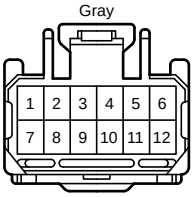


A 52
Black

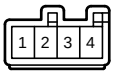


A 58
Black

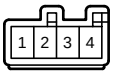


B 12
Black




C 1
Gray

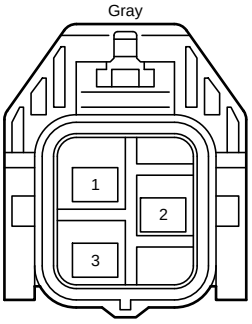


C 2
Gray

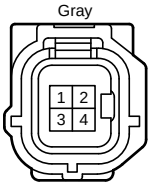


C 3
Gray

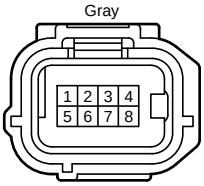

C 7
Black

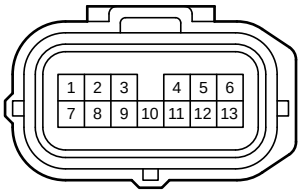


C 8
Black

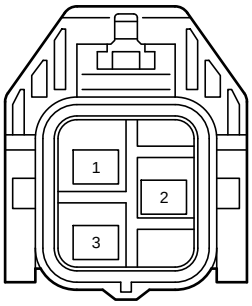


F 66
Gray

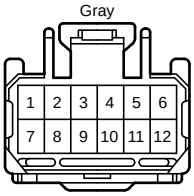


N 1
Blue




N 5
White

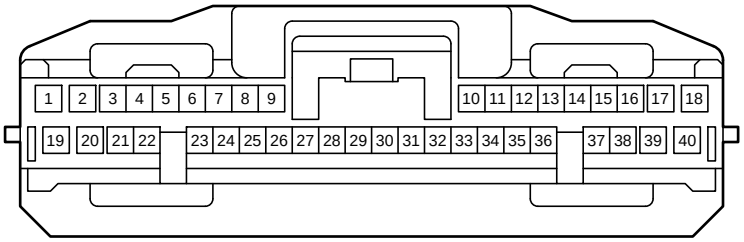


N 28
Black

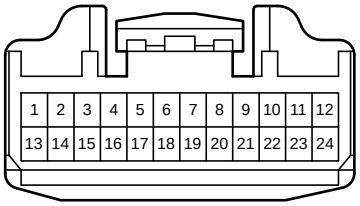


N 31
Black

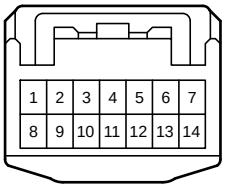


N 33
White

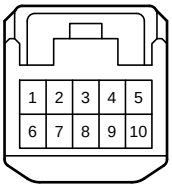


N 34
Black

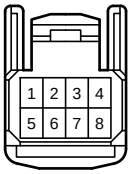


N 35
White

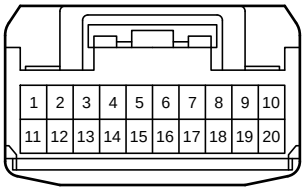


N 36
White

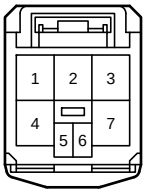


N 40
Black

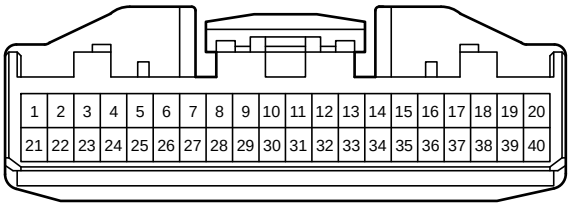


N 51
Black




N 82
White

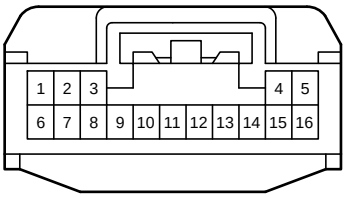


N104
White

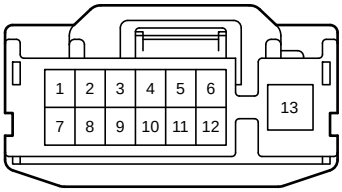


N107
White

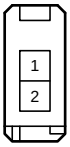


N109
White

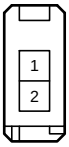


N110
White

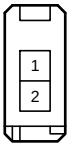


N113
White

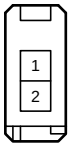


N114
White

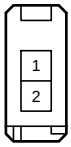


N115
White

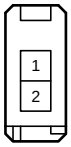

N117
White

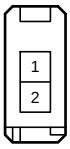


N119
White

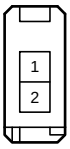


N121
White

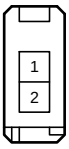


N123
Blue

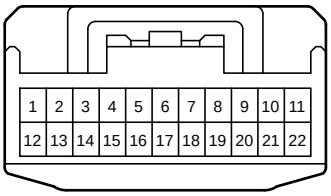


N127
Blue

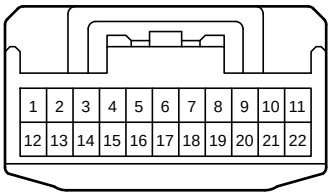


N131
Gray

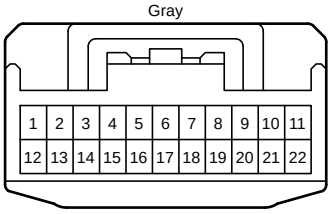


N132
Black

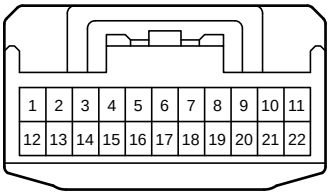


N134
Black

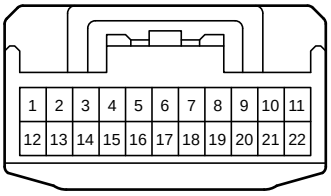


N165
Black

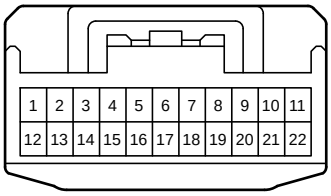


P 1
White

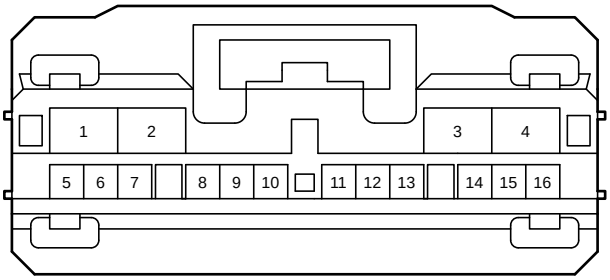


U 42
Black

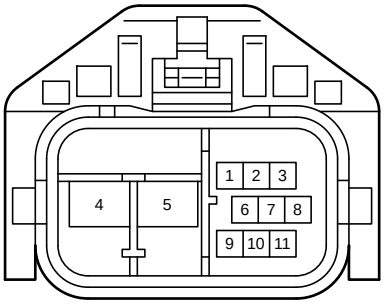


U 49
White

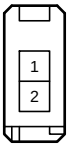


U 50
White

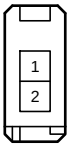


U 54
Blue

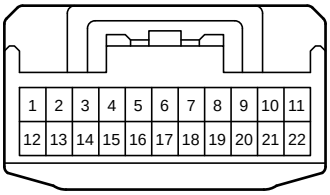


Y 7
White

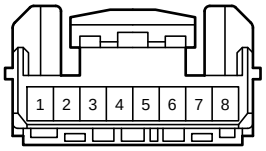


Y 9
White

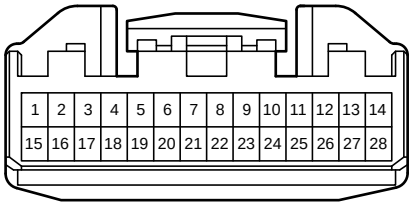


Y 11
White

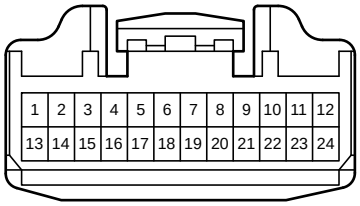

z 4
Black

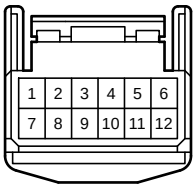


z 8
White

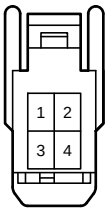


4A
White

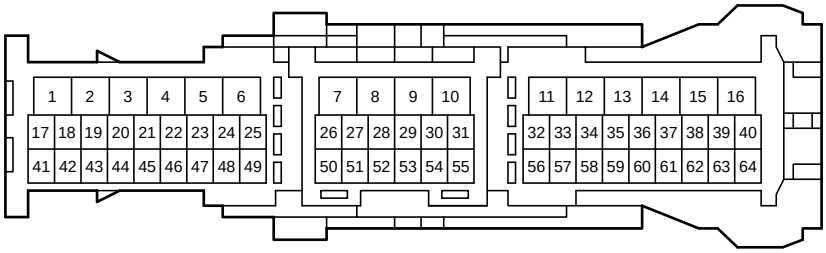


4B
White

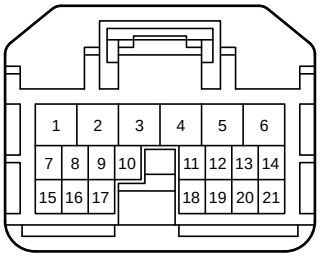


4D
White

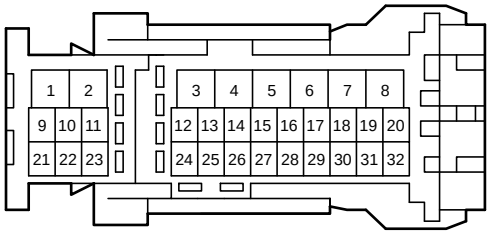


5A
White

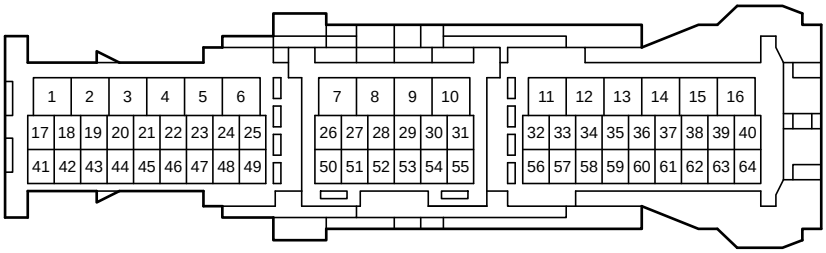


5B
White

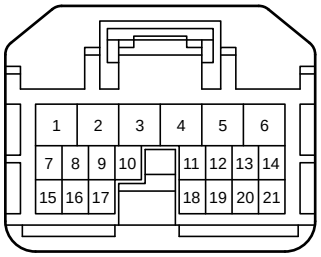


5D
White

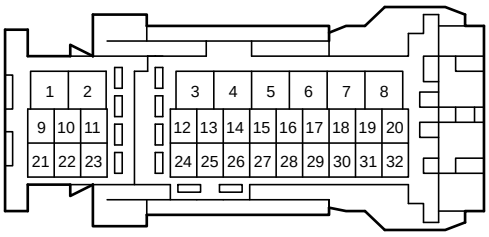


6B
White

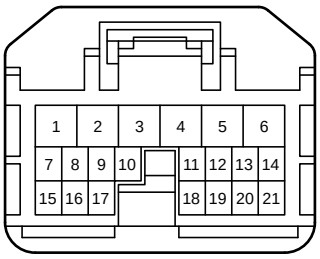

AU1
White

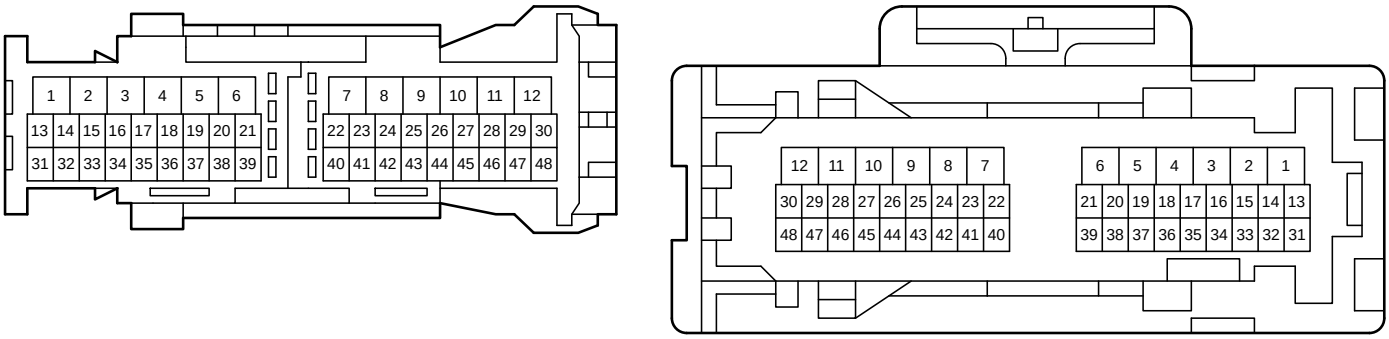


BA2
White

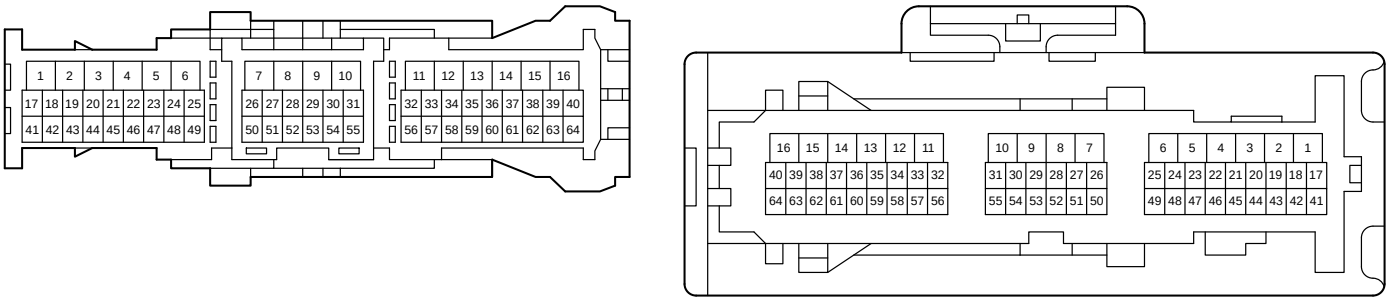


NA1
White

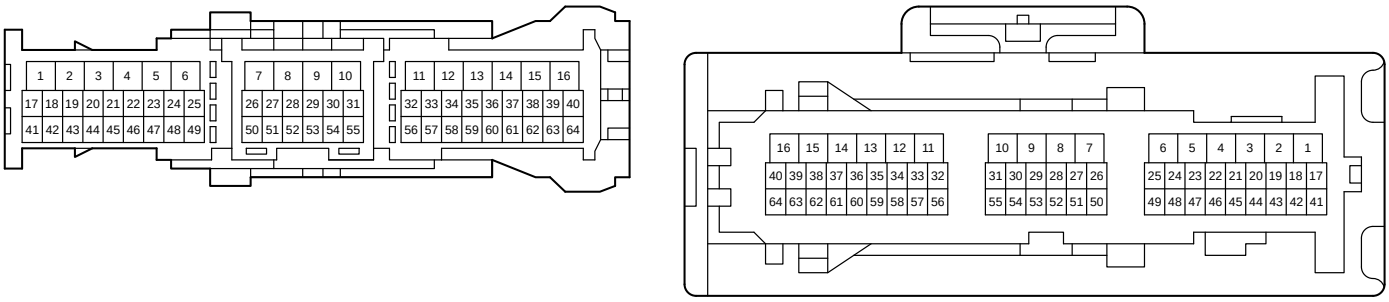

NA2
White

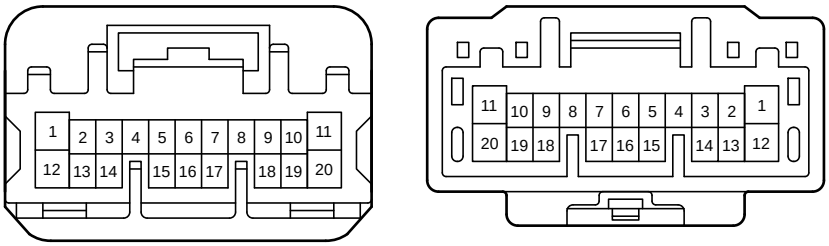


NA3
White

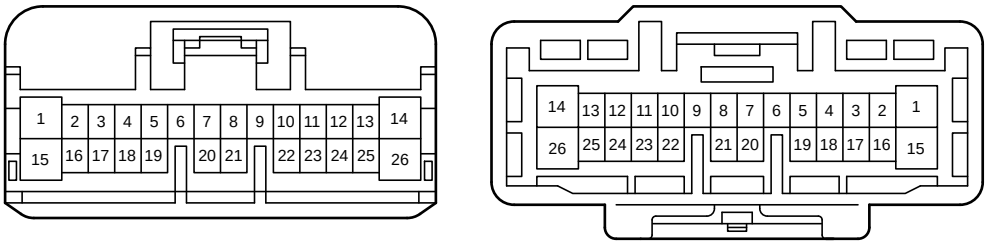


NA4
Gray

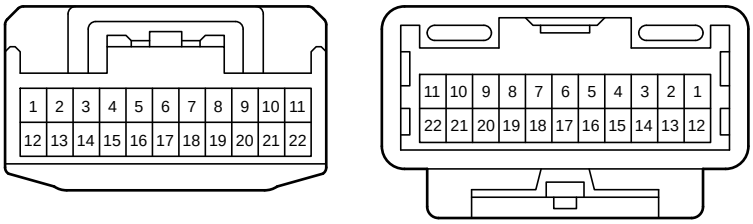


NN1
White

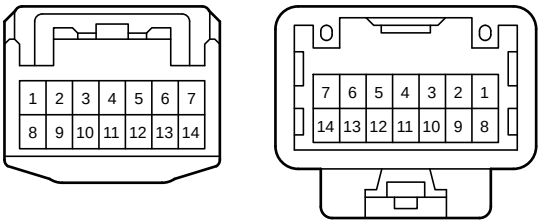


NO1
White

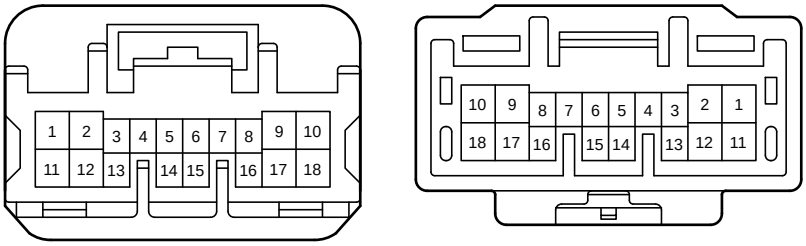

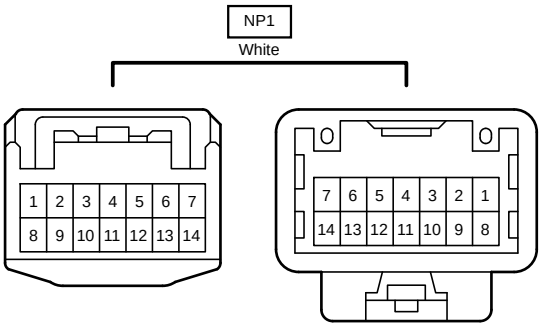
NP1
White
1 2 3 4 5 6 7
8 9 10 11 12 13 14
7 6 5 4 3 2 1
14 13 12 11 10 9 8

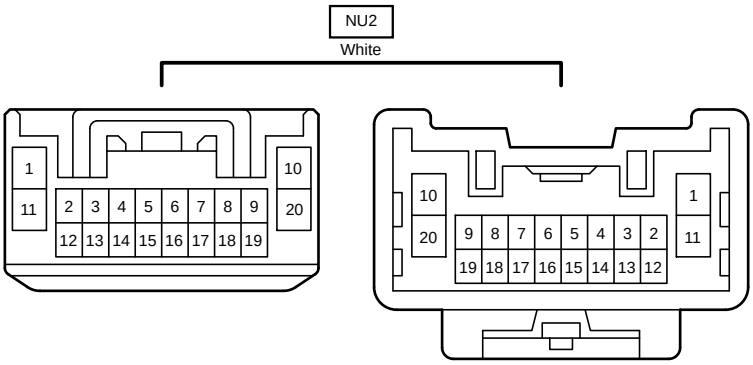
NU2
White
1 10
11 20
2 3 4 5 6 7 8 9
12 13 14 15 16 17 18 19
10 1
20 11
9 8 7 6 5 4 3 2
19 18 17 16 15 14 13 12

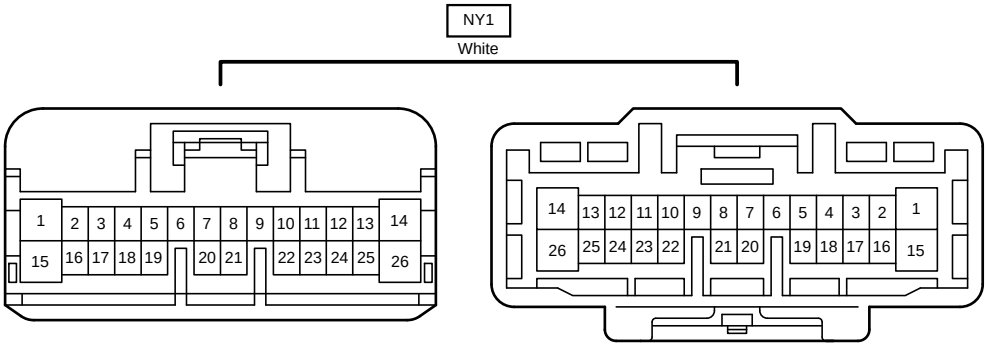
NY1
White
1 2 3 4 5 6 7 8 9 10 11 12 13 14
15 16 17 18 19 20 21 22 23 24 25 26
14 13 12 11 10 9 8 7 6 5 4 3 2 1
26 25 24 23 22 21 20 19 18 17 16 15