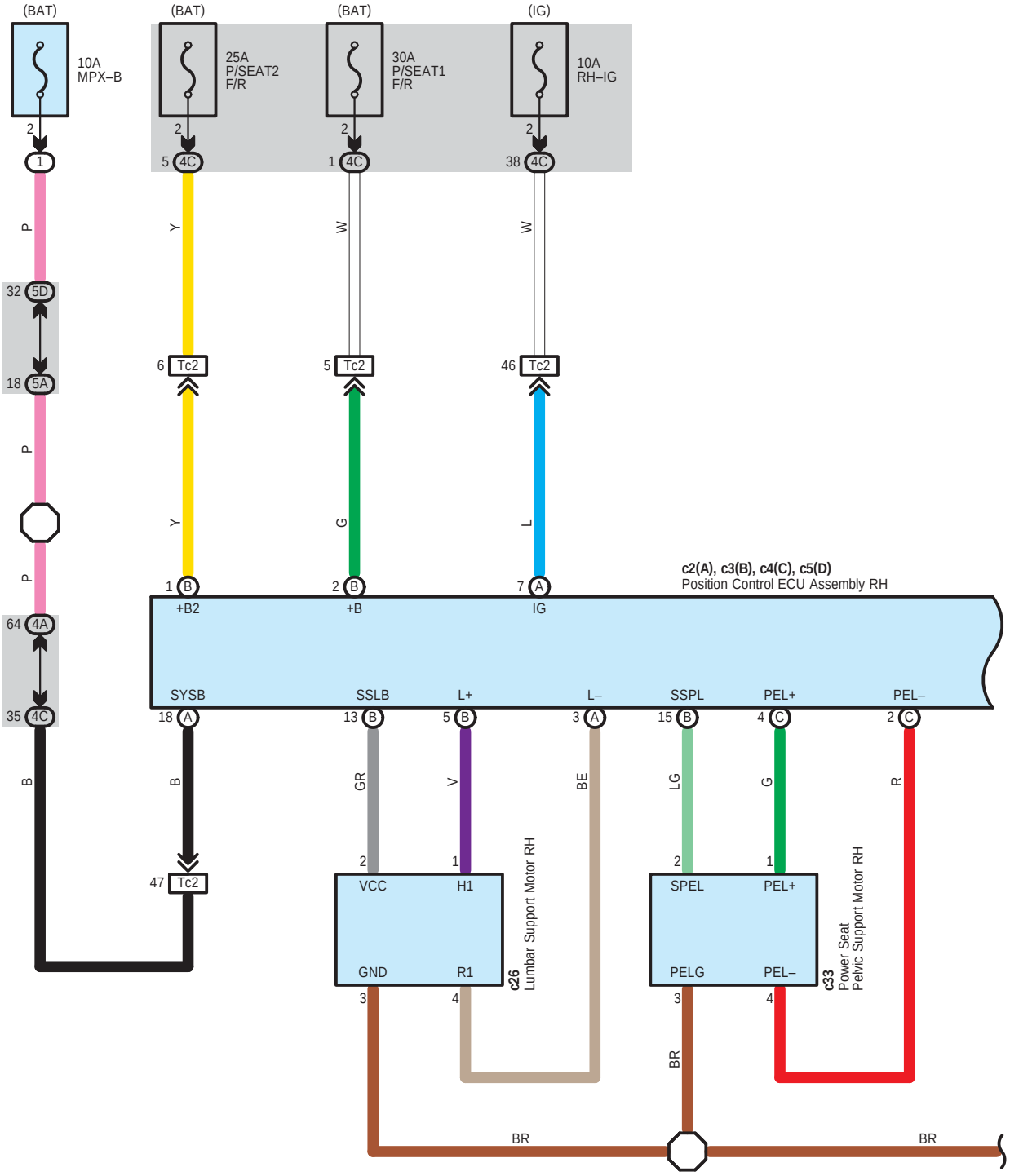
(BAT)
10A
MPX–B
(BAT)
25A
P/SEAT2
F/R
(BAT)
30A
P/SEAT1
F/R
(IG)
10A
RH–IG
2
1
5 4C
1 4C
38 4C
P
Y
W
W
32 5D
18 5A
6 Tc2
5 Tc2
46 Tc2
P
Y
G
L
P
1 B
2 B
7 A
+B2
+B
IG
c2(A), c3(B), c4(C), c5(D)
Position Control ECU Assembly RH
64 4A
35 4C
SYSB
SSLB
L+
L–
SSPL
PEL+
PEL–
18 A
13 B
5 B
3 A
15 B
4 C
2 C
B
B
GR
V
BE
LG
G
R
47 Tc2
2
1
2
1
VCC
H1
SPEL
PEL+
GND
R1
PELG
PEL–
c26
Lumbar Support Motor RH
c33
Power Seat
Pelvic Support Motor RH
3
4
3
4
BR
BR
BR

∗ 1 : w/o Calf Support
∗ 2 : w/ Calf Support

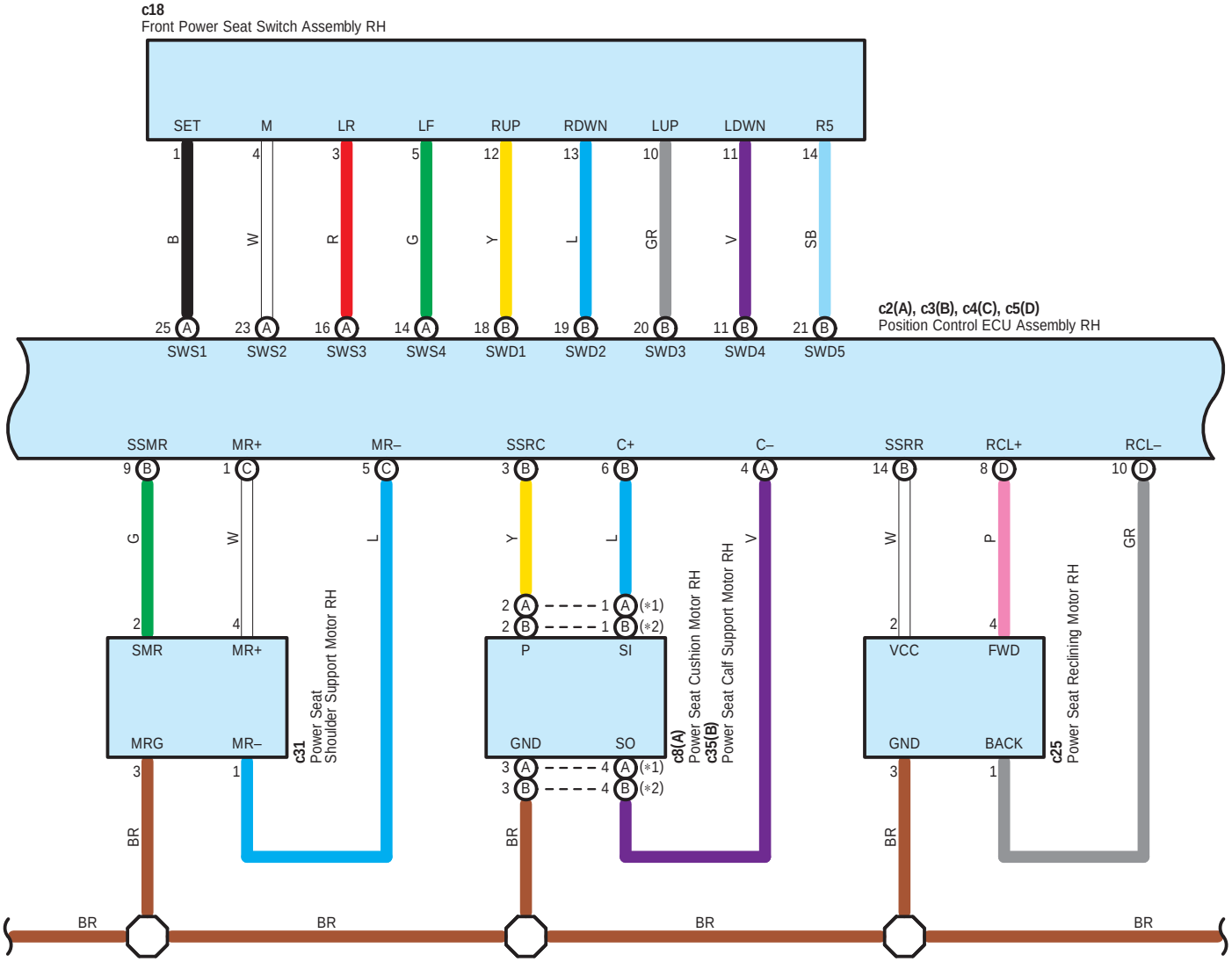

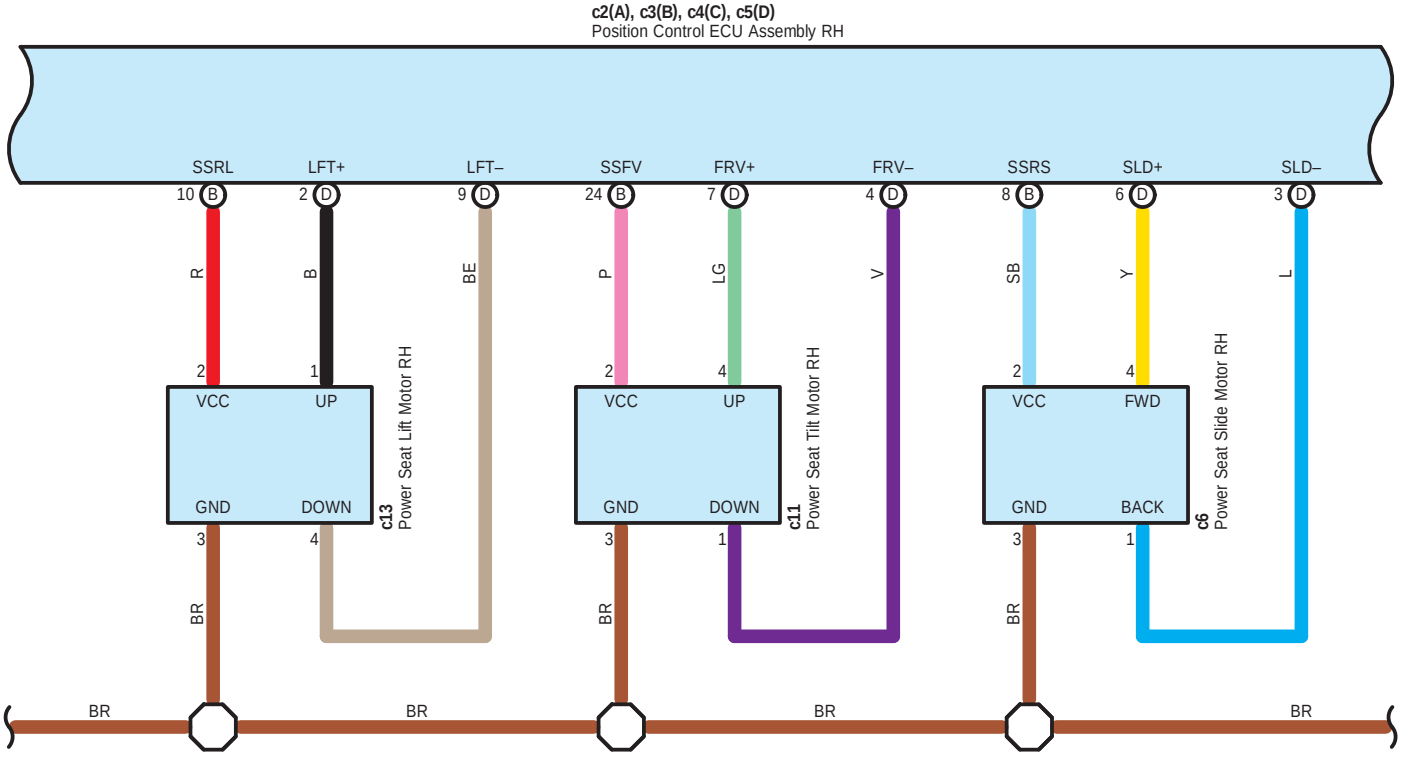
c2(A), c3(B), c4(C), c5(D)
Position Control ECU Assembly RH
SSRL
LFT+
LFT–
SSFV
FRV+
FRV–
SSRS
SLD+
SLD–
10 B
2 D
9 D
24 B
7 D
4 D
8 B
6 D
3 D
R
B
BE
P
LG
V
SB
Y
L
2
1
VCC
UP
GND
DOWN
3
4
c13
Power Seat Lift Motor RH
2
4
VCC
UP
GND
DOWN
3
1
c11
Power Seat Tilt Motor RH
2
4
VCC
FWD
GND
BACK
3
1
c6
Power Seat Slide Motor RH
BR
BR
BR
BR
BR
BR
BR
BR

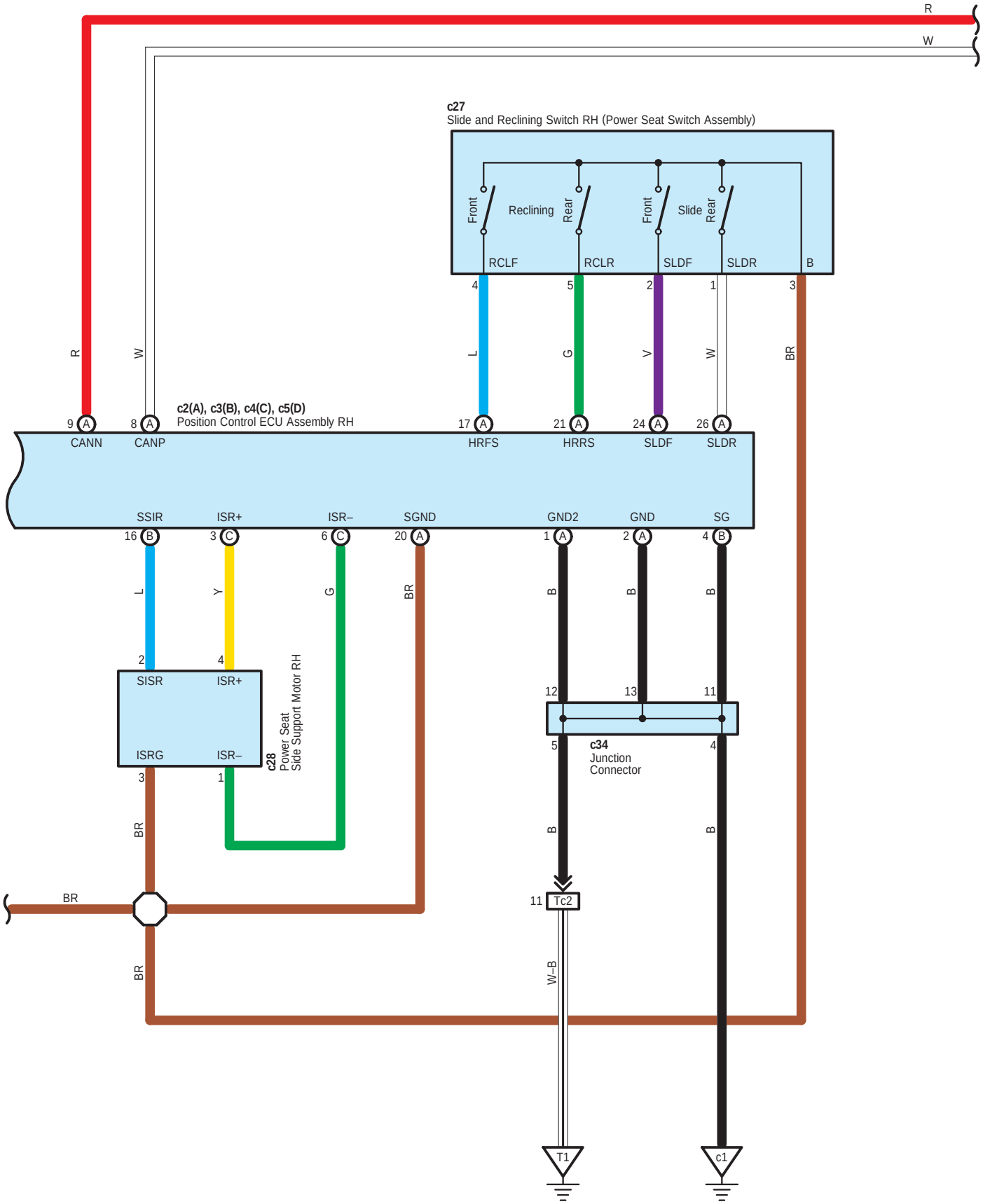
R
W
c27
Slide and Reclining Switch RH (Power Seat Switch Assembly)
Front
Reclining
Rear
Front
Slide
Rear
RCLF
RCLR
SLDF
SLDR
B
4
5
2
1
3
L
G
V
W
BR
R
W
c2(A), c3(B), c4(C), c5(D)
Position Control ECU Assembly RH
9 A
8 A
17 A
21 A
24 A
26 A
CANN
CANP
HRFS
HRRS
SLDF
SLDR
SSIR
ISR+
ISR–
SGND
GND2
GND
SG
16 B
3 C
6 C
20 A
1 A
2 A
4 B
L
Y
G
BR
B
B
B
2
4
SISR
ISR+
ISRG
ISR–
3
1
c28
Power Seat
Side Support Motor RH
12
13
11
5
4
c34
Junction
Connector
BR
BR
BR
B
B
11
Tc2
W–B
T1
c1

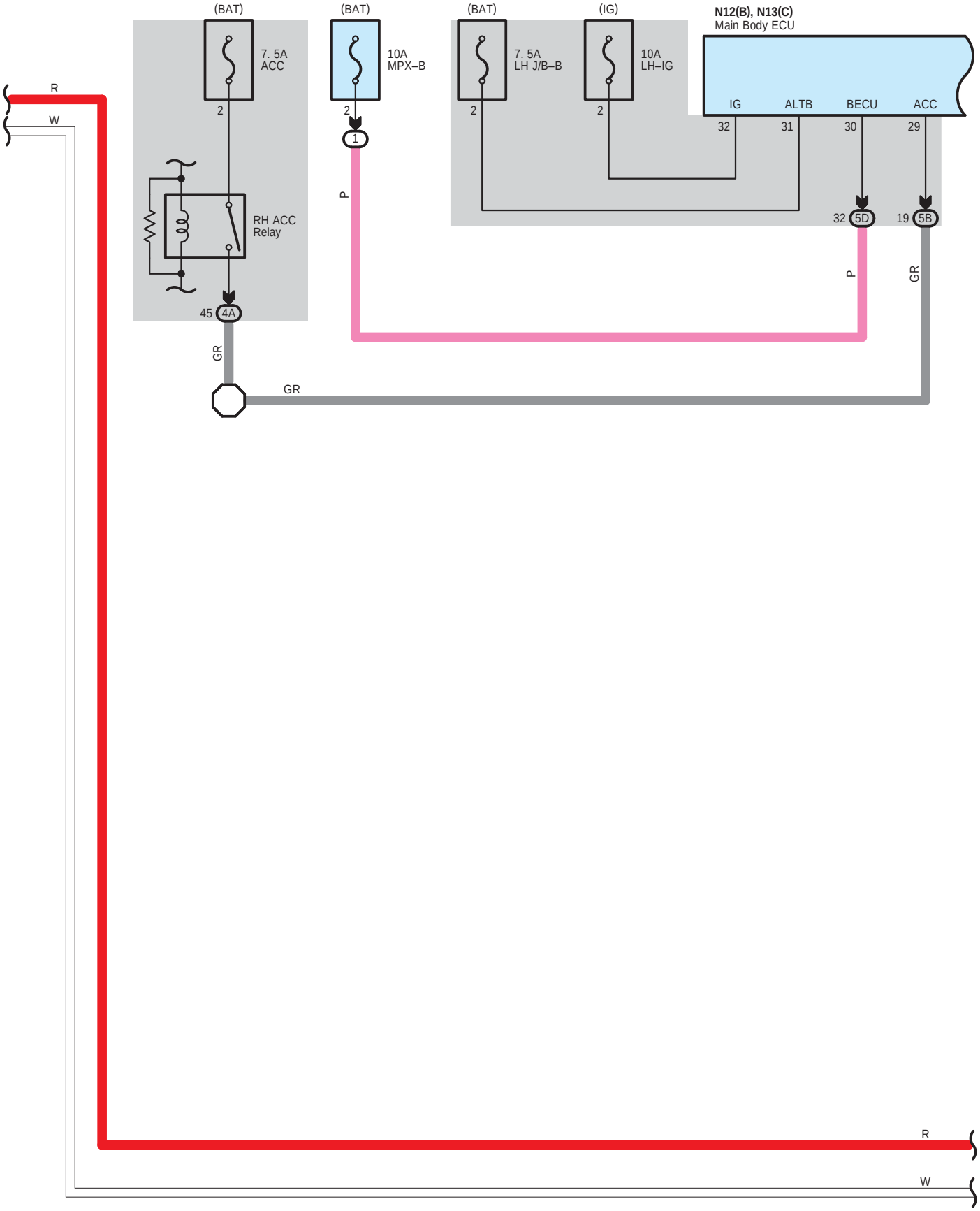
(BAT)
7. 5A
ACC
2
RH ACC
Relay
45
4A
GR
(BAT)
10A
MPX–B
2
1
P
(BAT)
7. 5A
LH J/B–B
2
(IG)
10A
LH–IG
2
N12(B), N13(C)
Main Body ECU
IG
ALTB
BECU
ACC
32
31
30
29
32
5D
19
5B
P
GR
GR
R
W
R
W

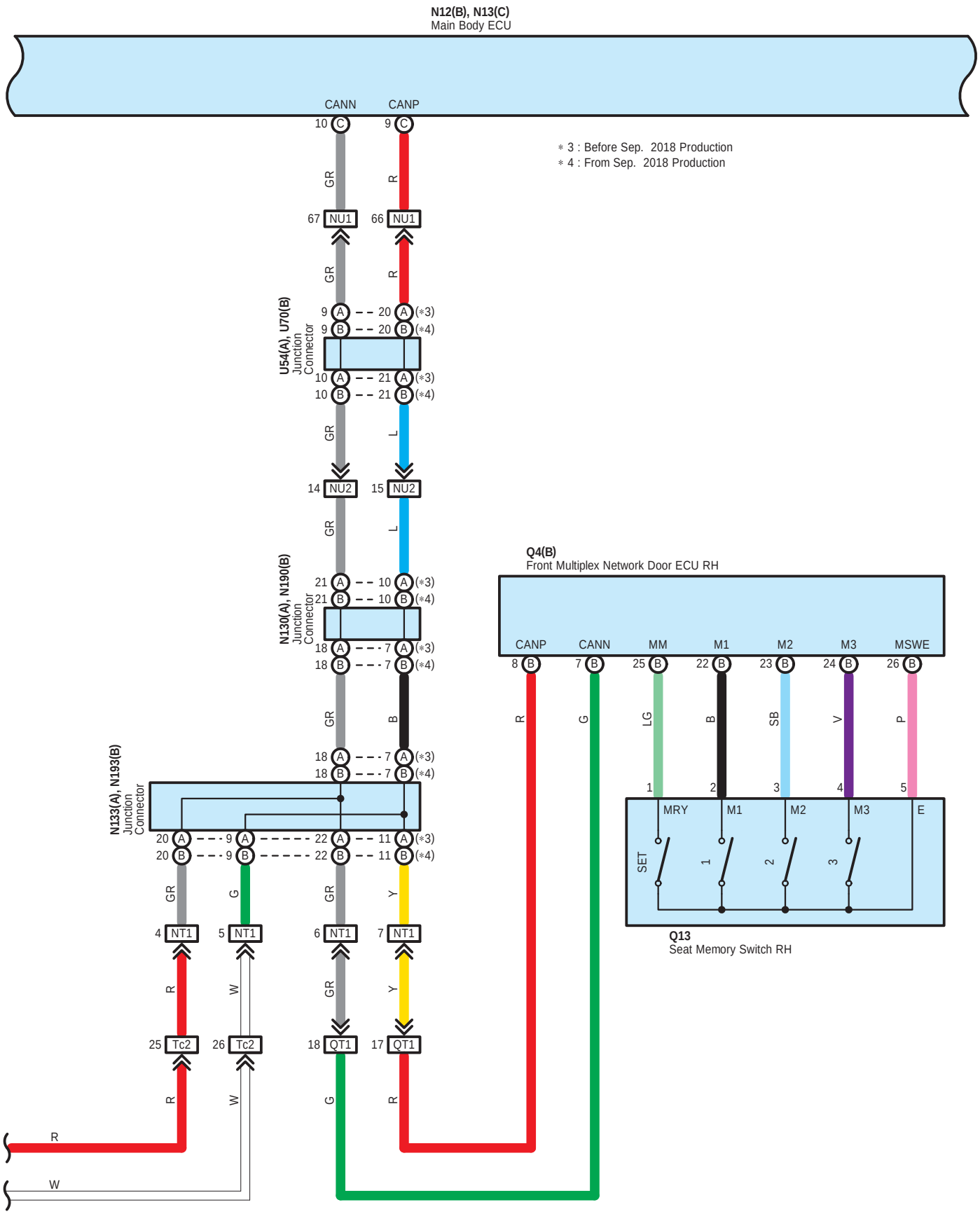
N12(B), N13(C)
Main Body ECU
CANN
CANP
10 C
9 C
∗ 3 : Before Sep. 2018 Production
∗ 4 : From Sep. 2018 Production
GR
R
67 NU1
66 NU1
U54(A), U70(B)
Junction Connector
9 A
9 B
20 A (∗3)
20 B (∗4)
10 A
10 B
21 A (∗3)
21 B (∗4)
L
14 NU2
15 NU2
N130(A), N190(B)
Junction Connector
21 A
21 B
10 A (∗3)
10 B (∗4)
18 A
18 B
7 A (∗3)
7 B (∗4)
B
N133(A), N193(B)
Junction Connector
20 A
20 B
9 A
9 B
22 A
22 B
11 A (∗3)
11 B (∗4)
G
Y
4 NT1
5 NT1
6 NT1
7 NT1
W
25 Tc2
26 Tc2
18 QT1
17 QT1
Q4(B)
Front Multiplex Network Door ECU RH
CANP
CANN
MM
M1
M2
M3
MSWE
8 B
7 B
25 B
22 B
23 B
24 B
26 B
LG
SB
V
P
1
2
3
4
5
MRY
E
SET
Q13
Seat Memory Switch RH

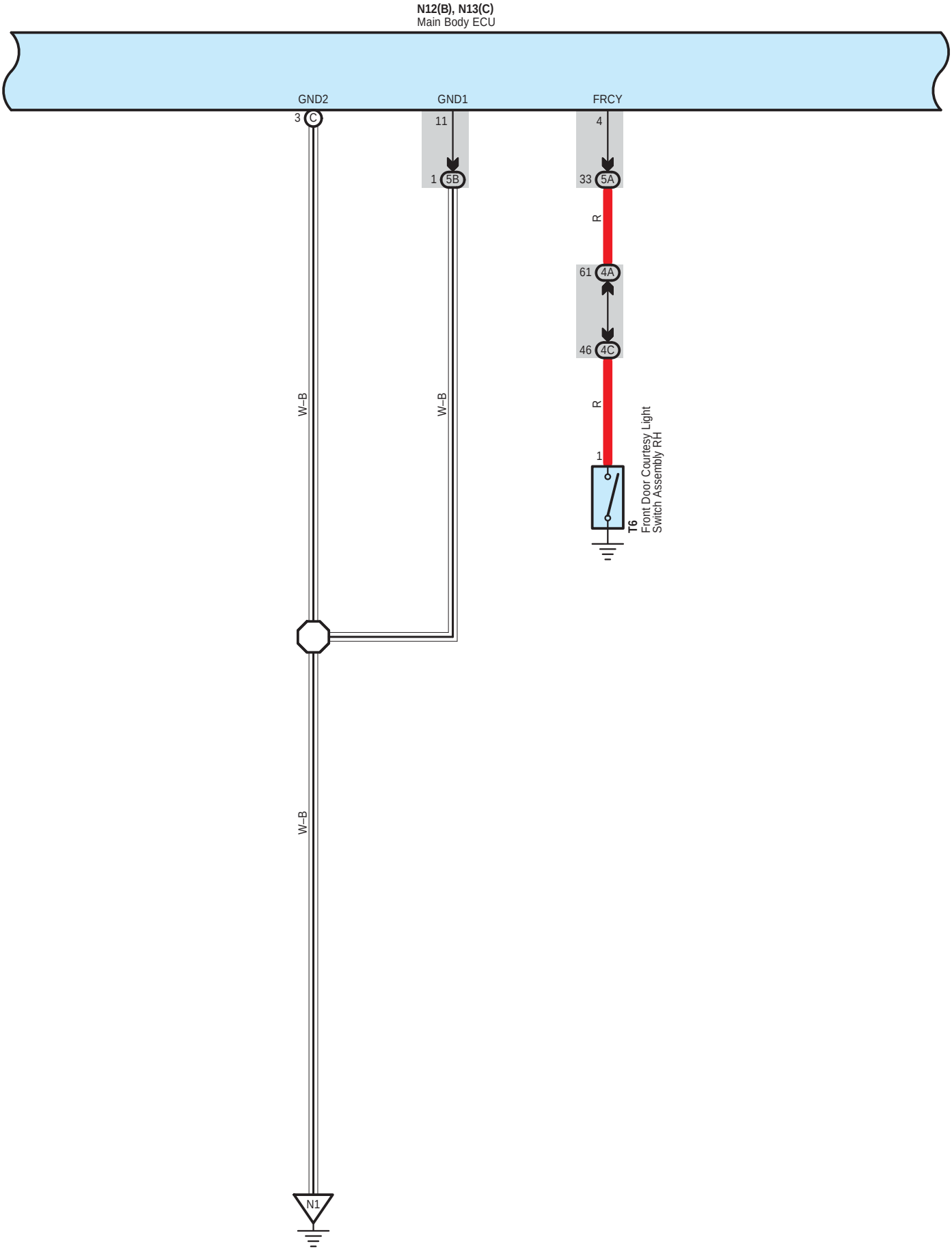
N12(B), N13(C)
Main Body ECU
GND2
GND1
FRCY
3 C
11
1 5B
4
33 5A
R
61 4A
46 4C
R
1
T6
Front Door Courtesy Light Switch Assembly RH
W–B
W–B
W–B
N1

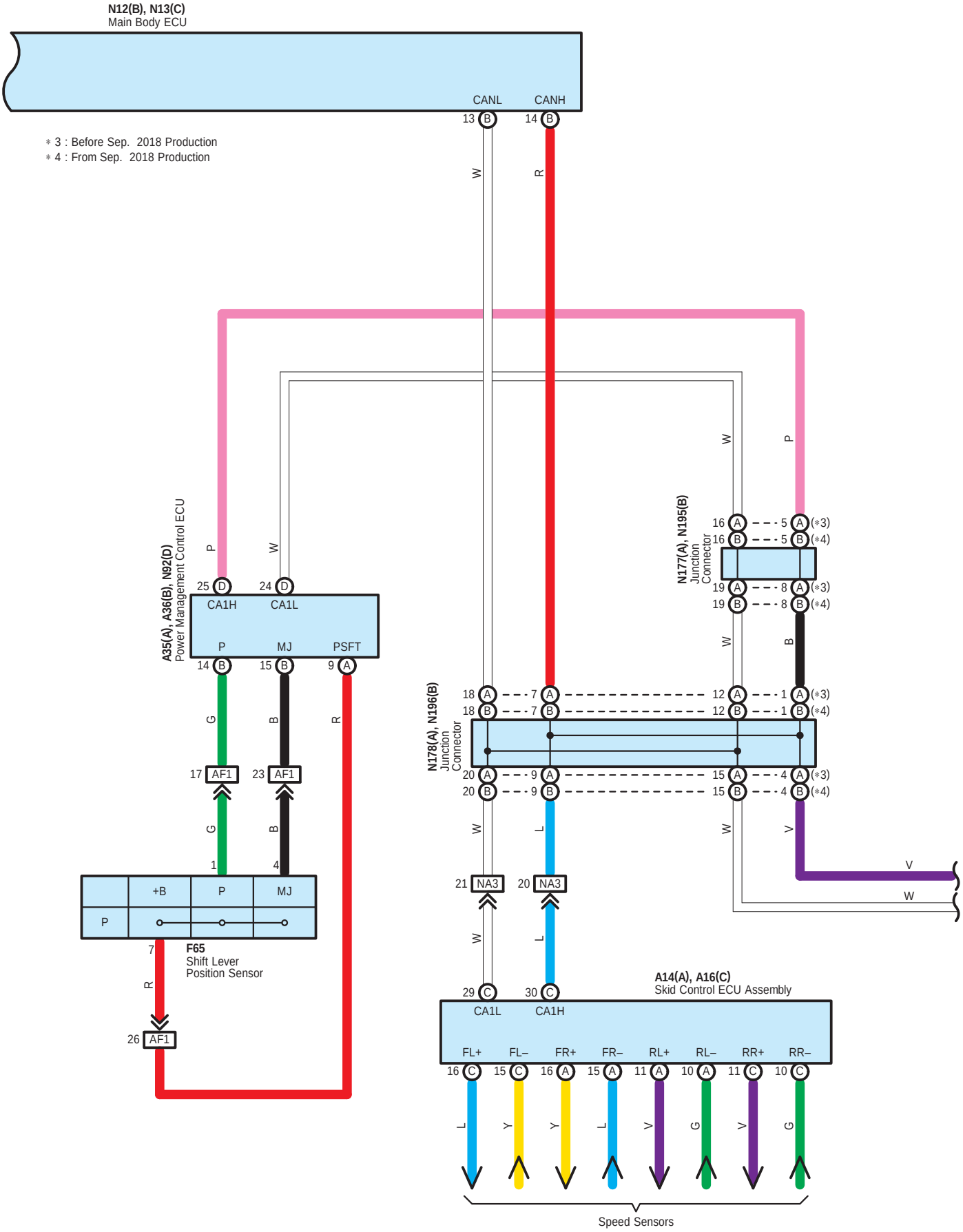
N12(B), N13(C)
Main Body ECU
CANL
CANH
13 B
14 B
∗3 : Before Sep. 2018 Production
∗4 : From Sep. 2018 Production
W
R
A35(A), A36(B), N92(D)
Power Management Control ECU
25 D
24 D
CA1H
CA1L
P
MJ
PSFT
14 B
15 B
9 A
G
B
R
17 AF1
23 AF1
1
4
+B
P
MJ
P
7
F65
Shift Lever
Position Sensor
26 AF1
N177(A), N195(B)
Junction
Connector
16 A
16 B
5 A
5 B
(∗3)
(∗4)
19 A
19 B
8 A
8 B
N178(A), N196(B)
Junction
Connector
18 A
18 B
7 A
7 B
12 A
12 B
1 A
1 B
20 A
20 B
9 A
9 B
15 A
15 B
4 A
4 B
L
V
21 NA3
20 NA3
29 C
30 C
A14(A), A16(C)
Skid Control ECU Assembly
CA1L
CA1H
FL+
FL–
FR+
FR–
RL+
RL–
RR+
RR–
16 C
15 C
16 A
15 A
11 A
10 A
11 C
10 C
Y
Speed Sensors

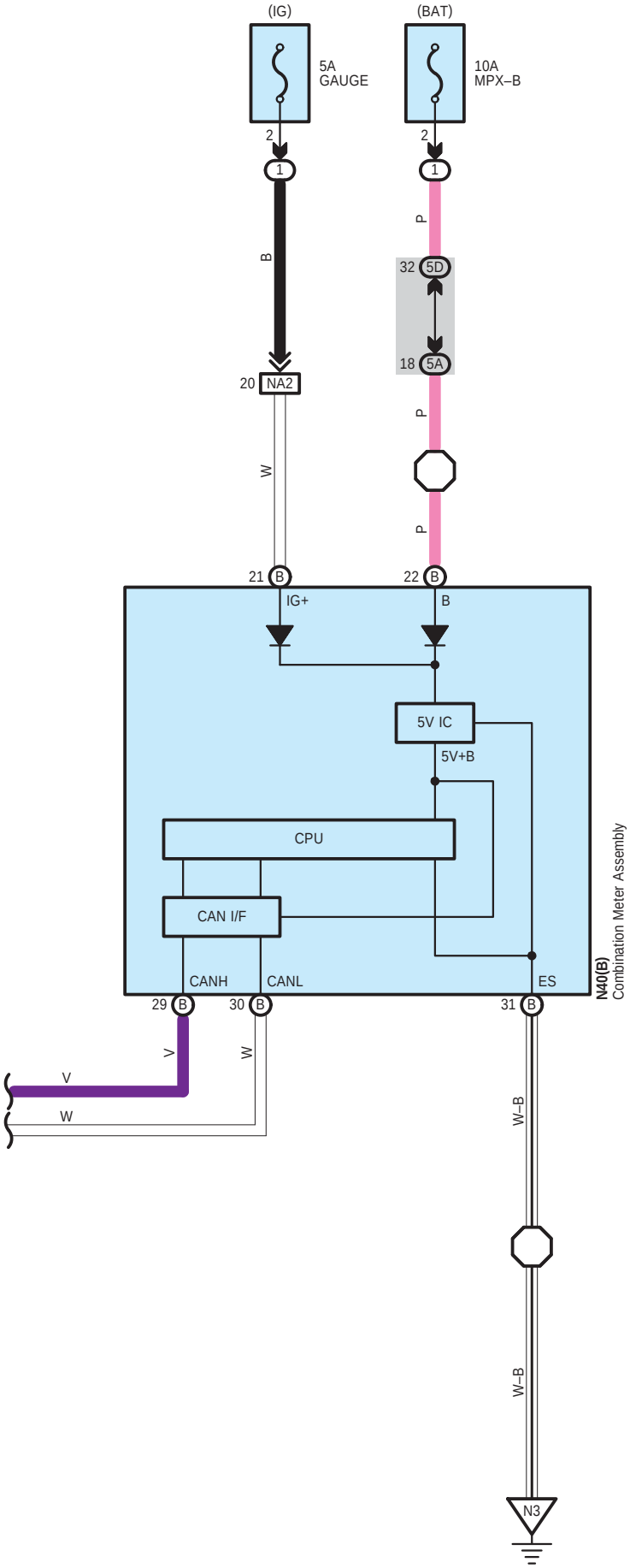
(IG)
(BAT)
5A
GAUGE
10A
MPX–B
2
1
B
P
32
5D
18
5A
20
NA2
W
21
22
IG+
B
5V IC
5V+B
CPU
CAN I/F
CANH
CANL
ES
29
30
31
V
W
W–B
N3
N40(B)
Combination Meter Assembly

A 14
Black

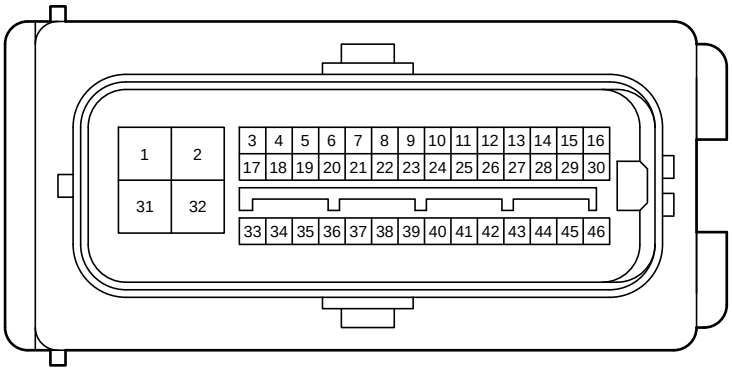

A 16
Gray

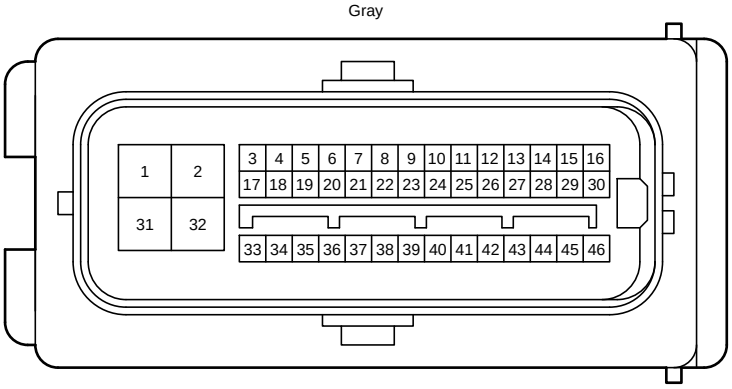

A 35
Gray

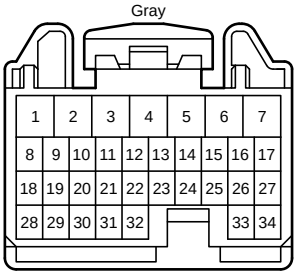

A 36
Gray

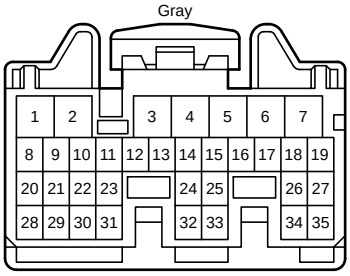

F 65
Gray

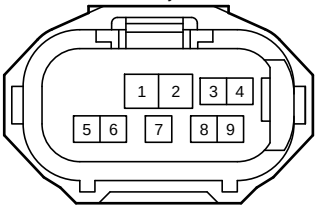

N 12
White

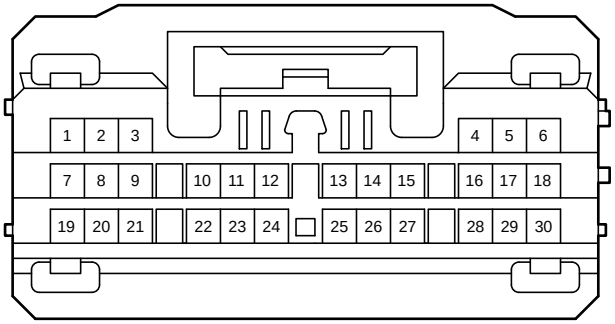

N 13
White

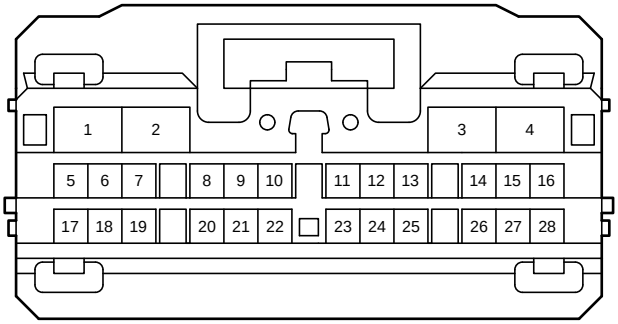

N 40
Black

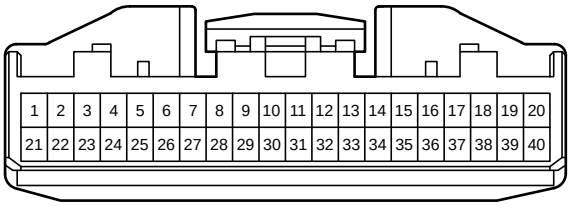

N 92
Gray

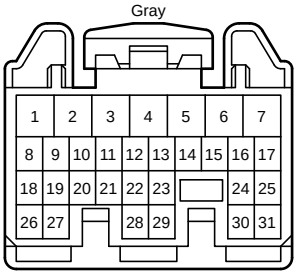

N130
Black

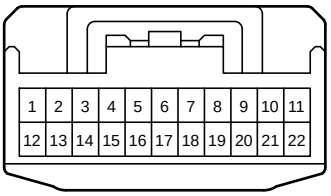

N133
Black

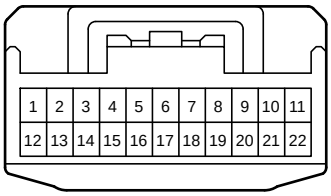

N177
Gray

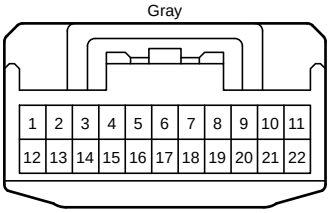

N178
Gray

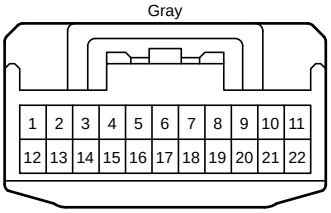

N190
Black

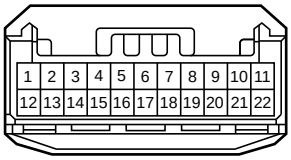

N193
Black

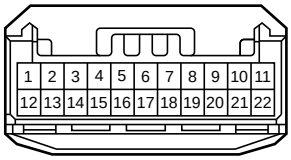

N195
Black

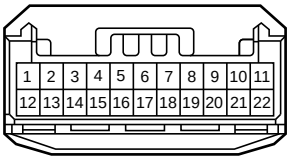

N196
Black

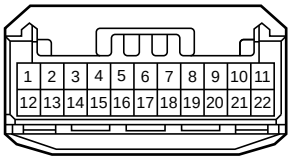

Q 4
White

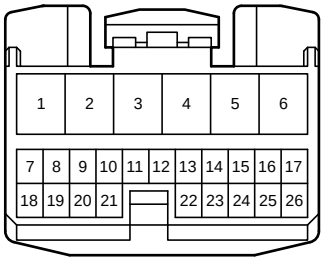

Q 13
White

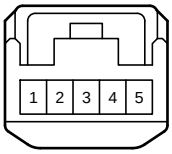

T 6
Black

U 54
Blue

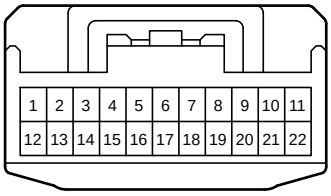

U 70
Black

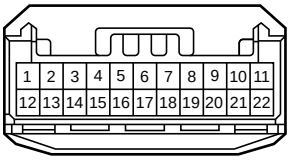

c 2
White

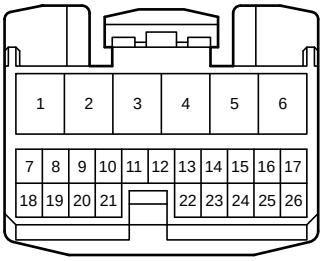

c 3
White

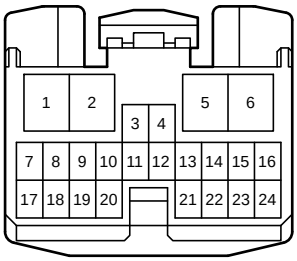

c 4
White

c 5
White

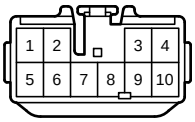

c 6
Black

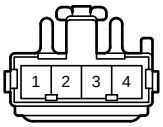

c 8
Black

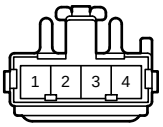

c 11
Black

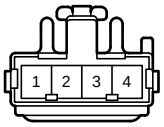

c 13
White

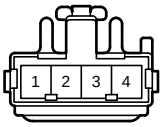

c 18
Black

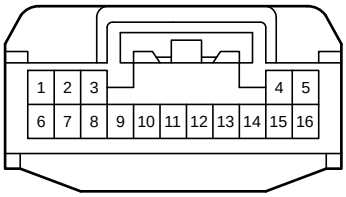

c 25
Green

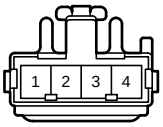

c 26
Gray

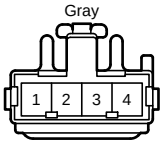

c 27
White

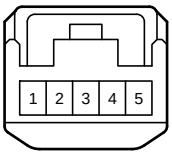

c 28
Blue

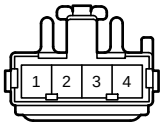

c 31
White

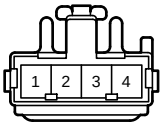

c 33
Black

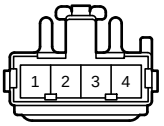

c 34
Black

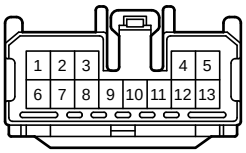

c 35
Black

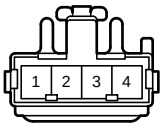

4A
White

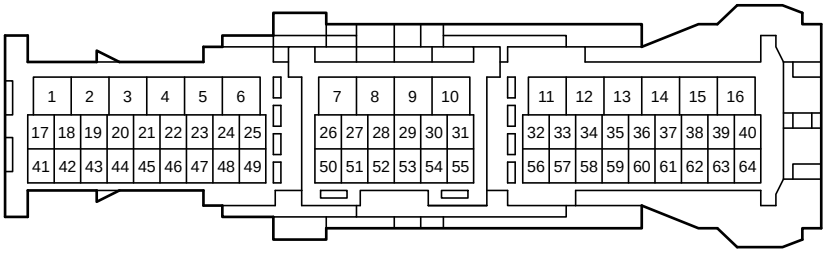

4C
White

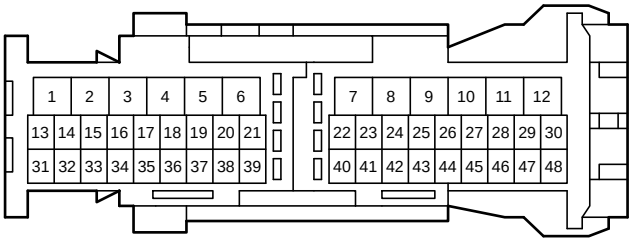

5A
White

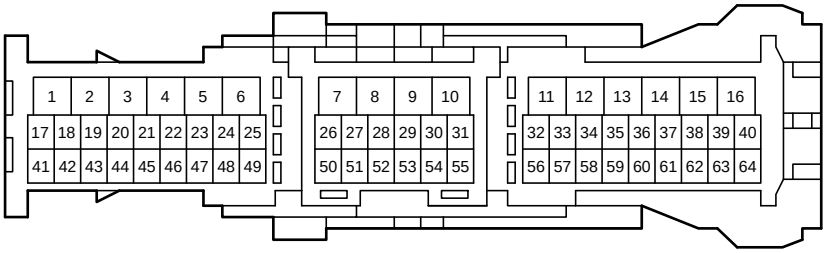

5B
White

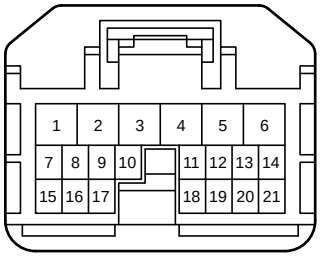

5D
White

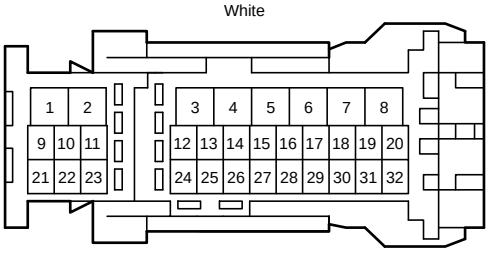

AF1
White

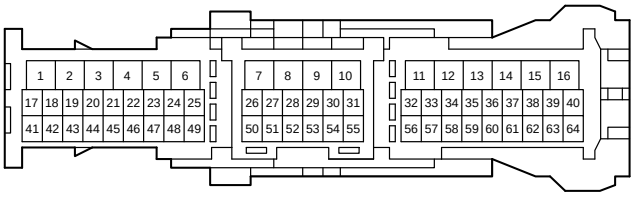

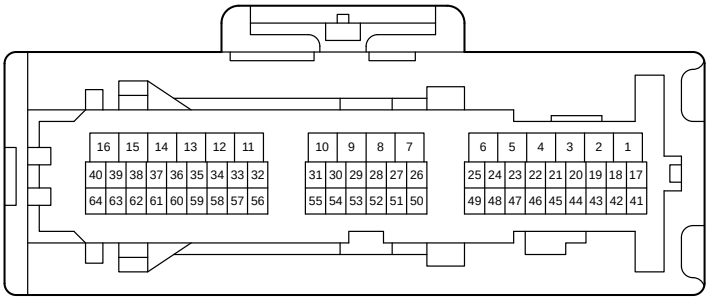

NA2
White

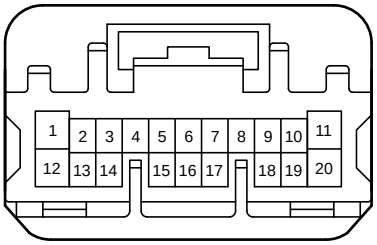

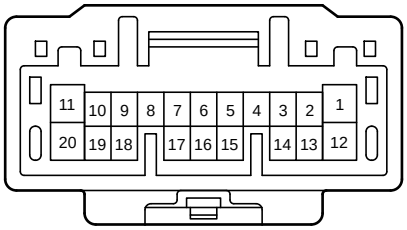

NA3
White

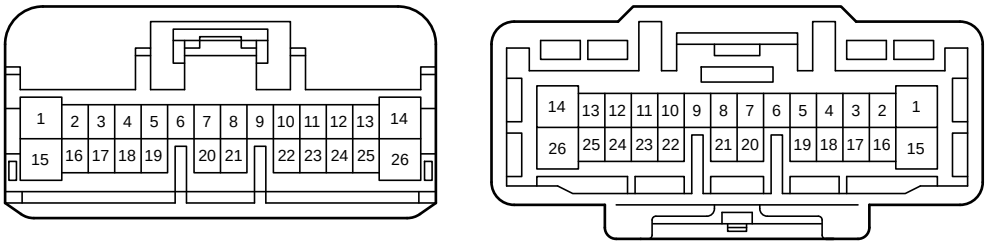

NT1
White

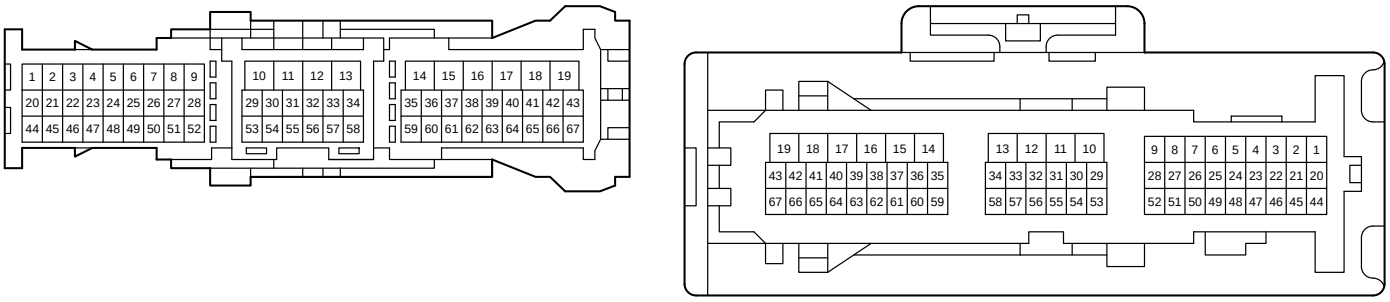

NU1
White

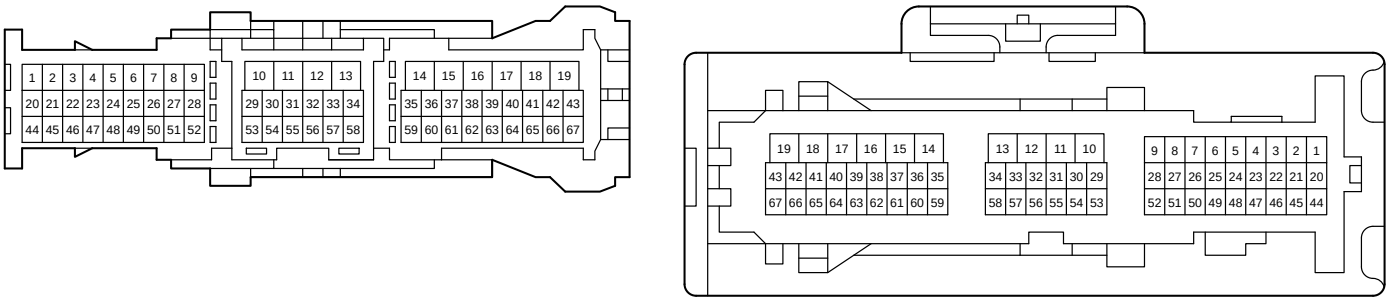

NU2
White

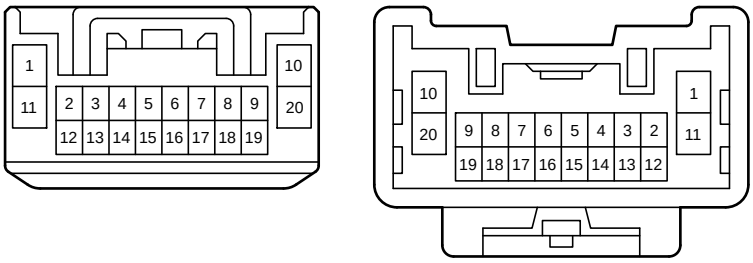

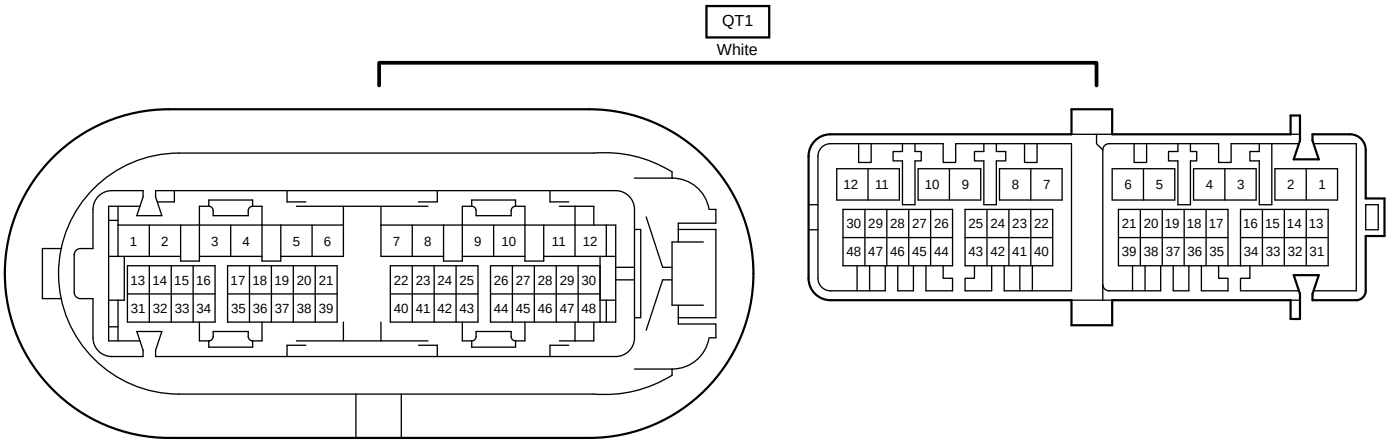
QT1
White
1 2 3 4 5 6 7 8 9 10 11 12
13 14 15 16 17 18 19 20 21 22 23 24 25 26 27 28 29 30
31 32 33 34 35 36 37 38 39 40 41 42 43 44 45 46 47 48
12 11 10 9 8 7 6 5 4 3 2 1
30 29 28 27 26 25 24 23 22 21 20 19 18 17 16 15 14 13
48 47 46 45 44 43 42 41 40 39 38 37 36 35 34 33 32 31

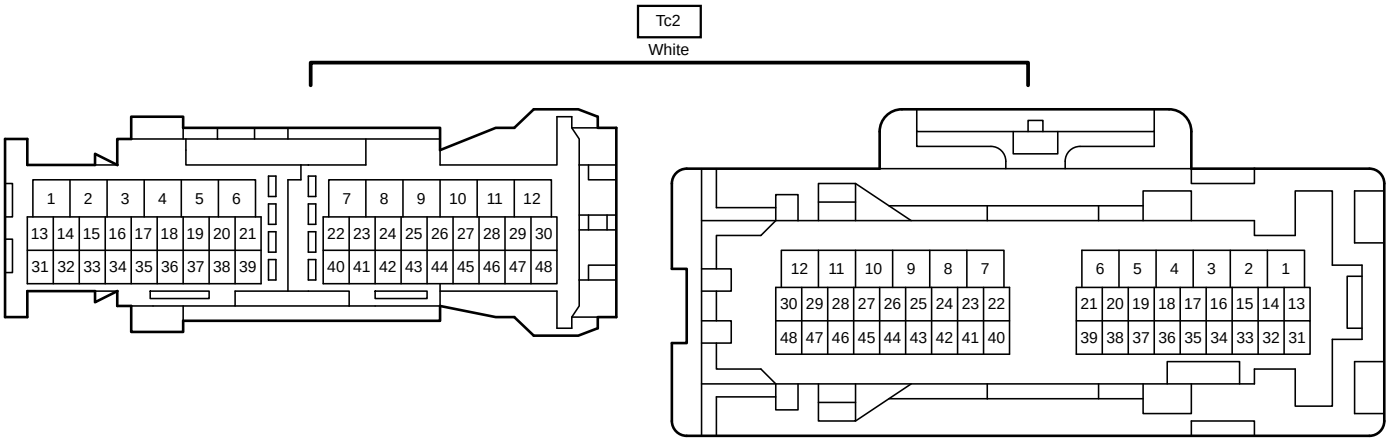
Tc2
White
1 2 3 4 5 6 7 8 9 10 11 12
13 14 15 16 17 18 19 20 21 22 23 24 25 26 27 28 29 30
31 32 33 34 35 36 37 38 39 40 41 42 43 44 45 46 47 48
12 11 10 9 8 7 6 5 4 3 2 1
30 29 28 27 26 25 24 23 22 21 20 19 18 17 16 15 14 13
48 47 46 45 44 43 42 41 40 39 38 37 36 35 34 33 32 31