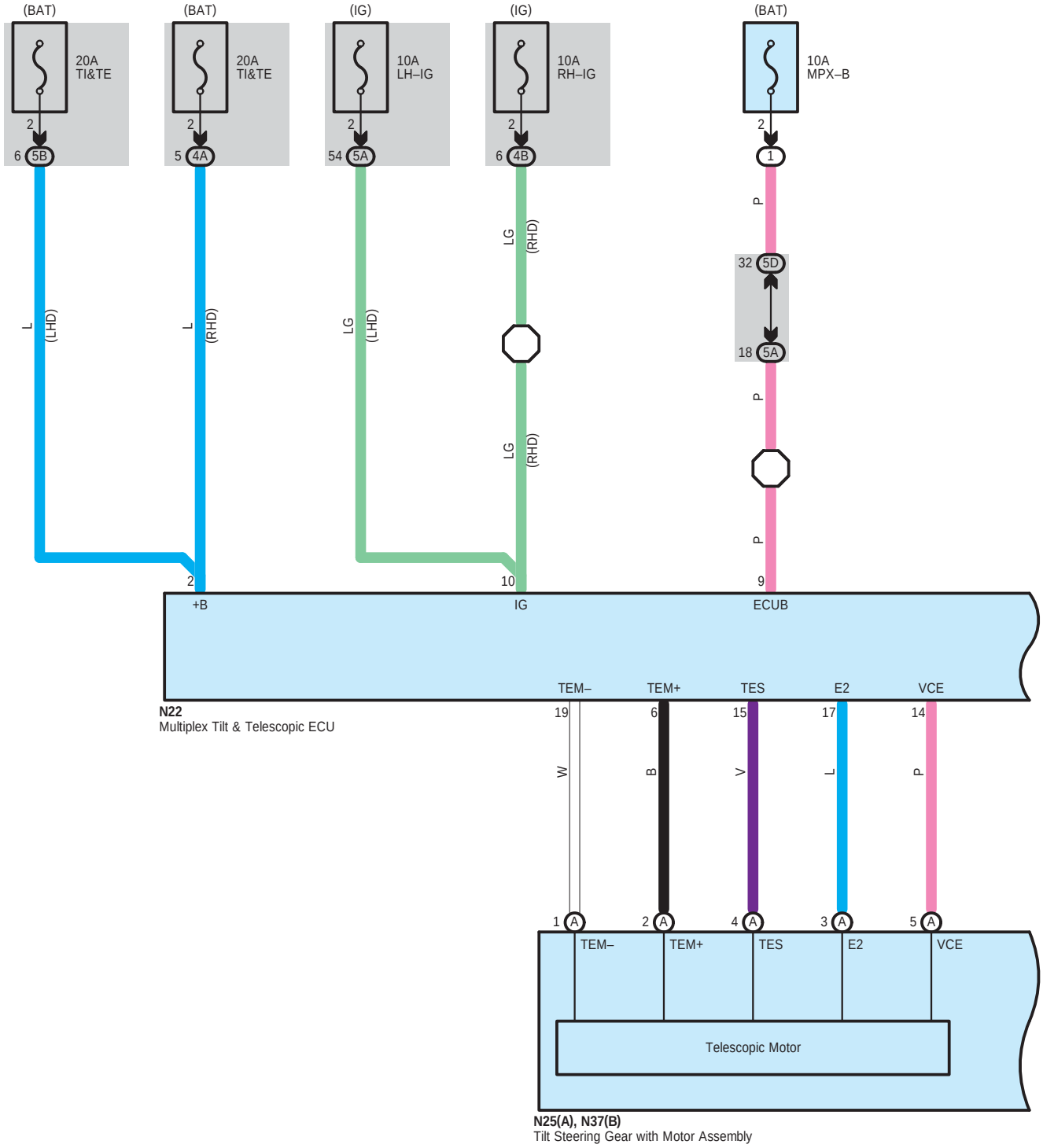
(BAT)
20A
TI&TE
2
6 5B
(BAT)
20A
TI&TE
2
5 4A
(IG)
10A
LH–IG
2
54 5A
(IG)
10A
RH–IG
2
6 4B
(BAT)
10A
MPX–B
2
1
L (LHD)
L (RHD)
LG (LHD)
LG (RHD)
LG (RHD)
P
32 5D
18 5A
P
P
2
+B
10
IG
9
ECUB
N22
Multiplex Tilt & Telescopic ECU
TEM–
TEM+
TES
E2
VCE
19
6
15
17
14
W
B
V
L
P
1 A
2 A
4 A
3 A
5 A
TEM–
TEM+
TES
E2
VCE
Telescopic Motor
N25(A), N37(B)
Tilt Steering Gear with Motor Assembly

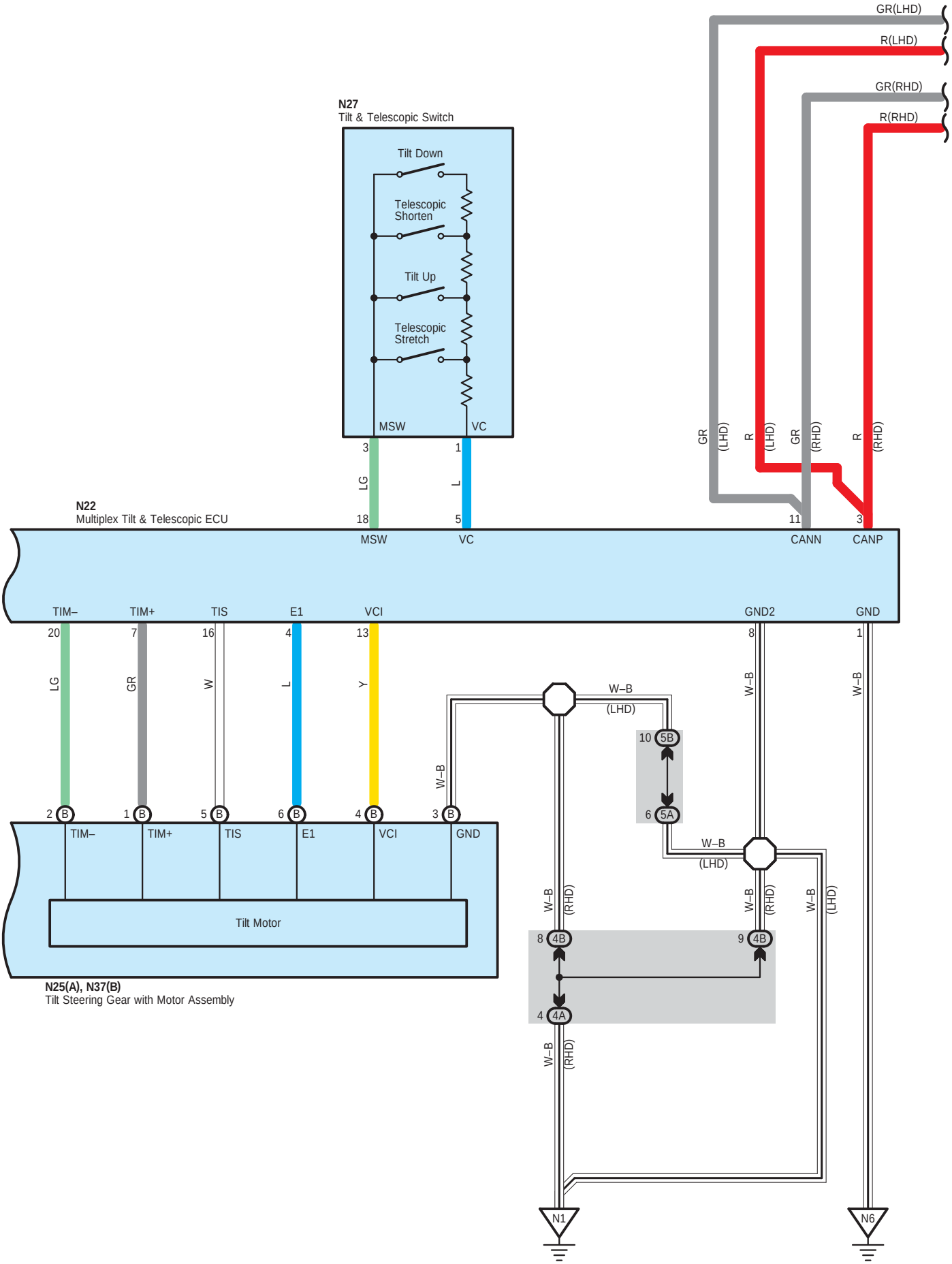
GR(LHD)
R(LHD)
GR(RHD)
R(RHD)
N27
Tilt & Telescopic Switch
Tilt Down
Telescopic Shorten
Tilt Up
Telescopic Stretch
MSW
VC
3
1
LG
L
18
5
MSW
VC
GR (LHD)
R (LHD)
GR (RHD)
R (RHD)
11
3
CANN
CANP
N22
Multiplex Tilt & Telescopic ECU
TIM–
TIM+
TIS
E1
VCI
GND2
GND
20
7
16
4
13
8
1
LG
GR
W
L
Y
W–B
W–B
W–B
W–B
(LHD)
10
5B
6
5A
W–B
(LHD)
2
B
1
B
5
B
6
B
4
B
3
B
TIM–
TIM+
TIS
E1
VCI
GND
Tilt Motor
W–B
(RHD)
W–B
(RHD)
W–B
(LHD)
8
4B
9
4B
4
4A
W–B
(RHD)
N25(A), N37(B)
Tilt Steering Gear with Motor Assembly
N1
N6

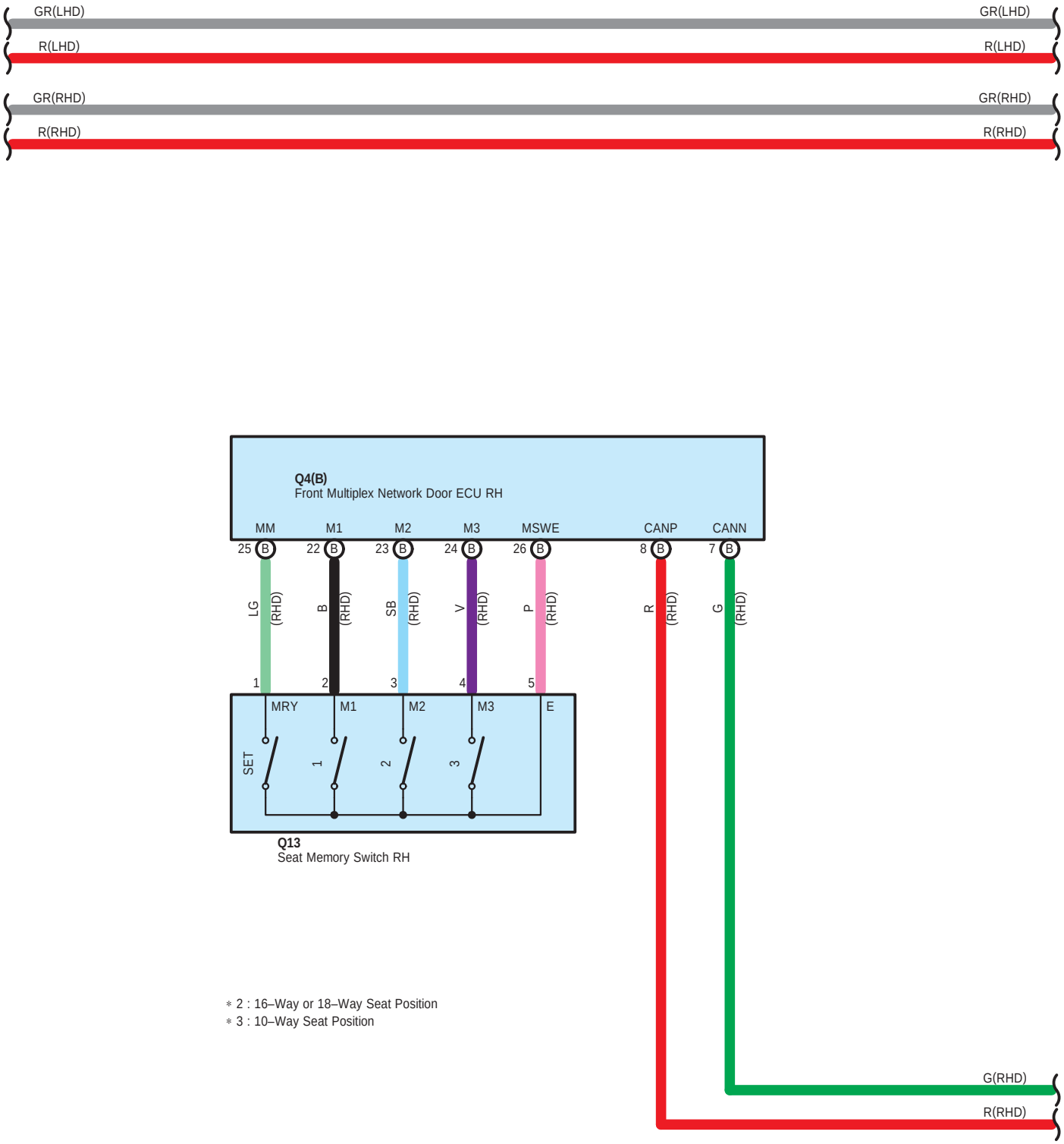


∗ 2 : 16–Way or 18–Way Seat Position
∗ 3 : 10–Way Seat Position

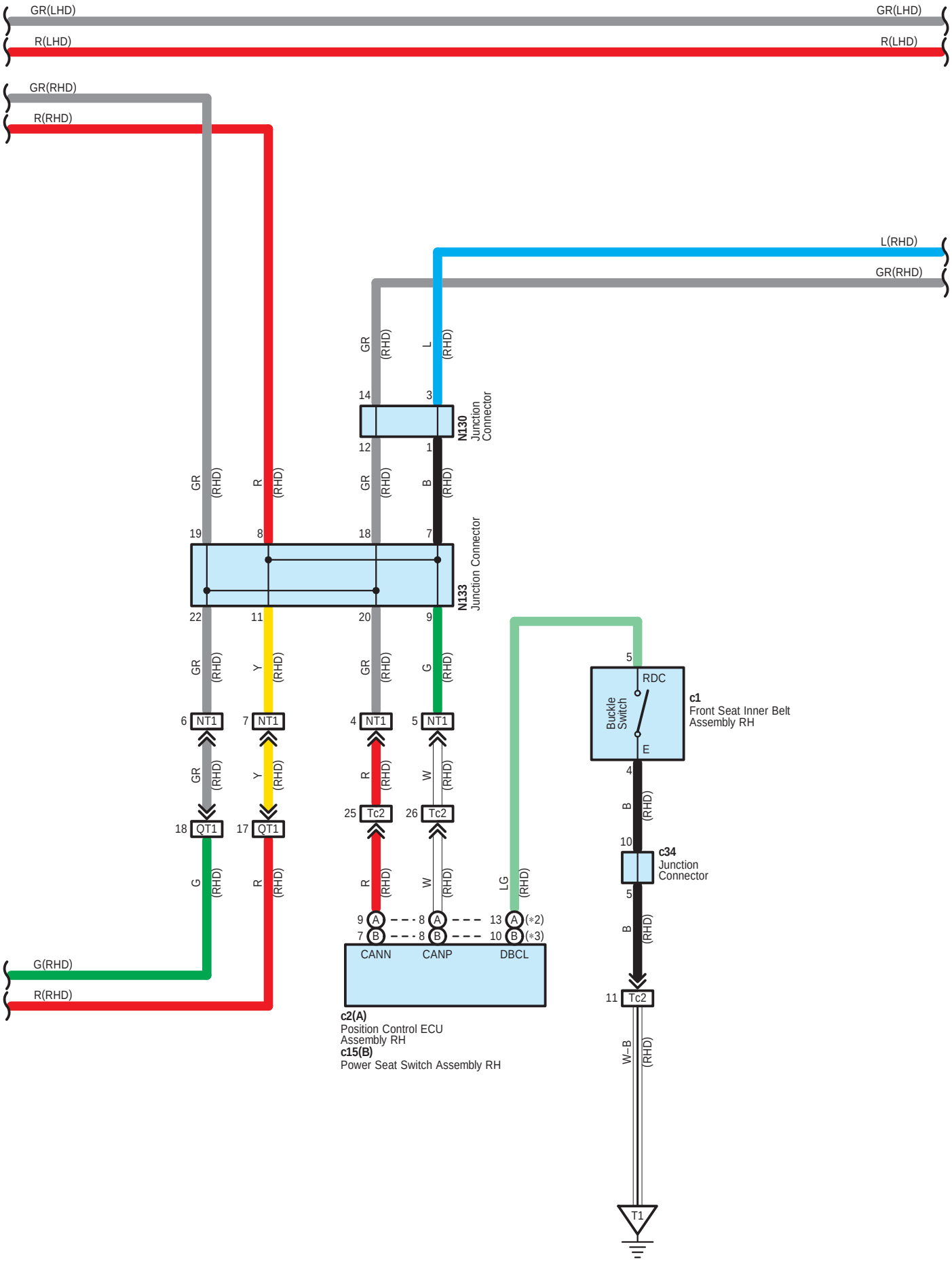
GR(LHD)
R(LHD)
GR(RHD)
R(RHD)
L(RHD)
GR(RHD)
N130
Junction
Connector
N133
Junction Connector
NT1
QT1
Tc2
RDC
E
Buckle
Switch
c1
Front Seat Inner Belt
Assembly RH
c34
Junction
Connector
CANN
CANP
DBCL
c2(A)
Position Control ECU
Assembly RH
c15(B)
Power Seat Switch Assembly RH
G(RHD)
R(RHD)
T1

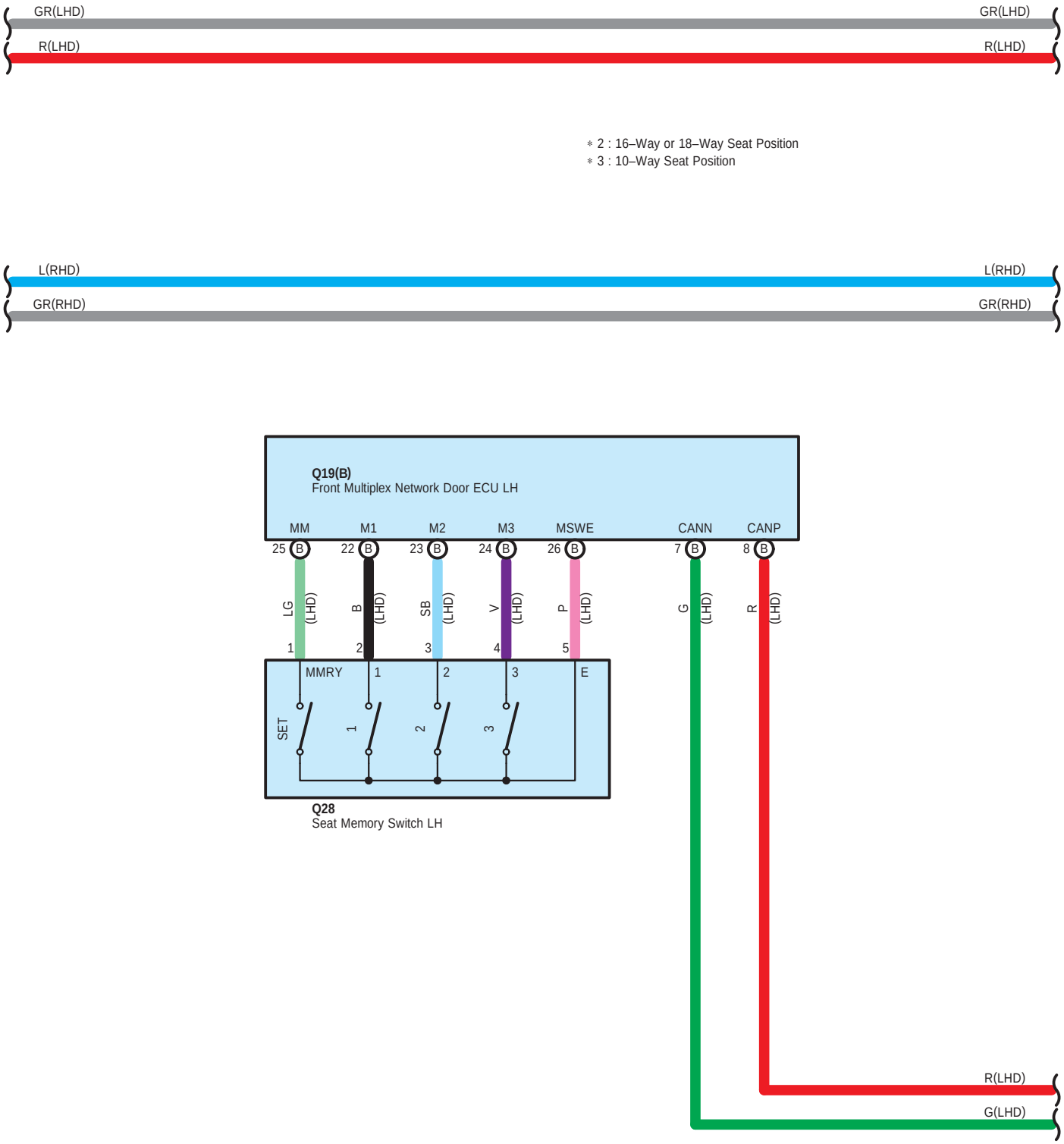
GR(LHD)
GR(LHD)
R(LHD)
R(LHD)
* 2 : 16–Way or 18–Way Seat Position
* 3 : 10–Way Seat Position
L(RHD)
L(RHD)
GR(RHD)
GR(RHD)
Q19(B)
Front Multiplex Network Door ECU LH
MM
M1
M2
M3
MSWE
CANN
CANP
25 B
22 B
23 B
24 B
26 B
7 B
8 B
LG (LHD)
B (LHD)
SB (LHD)
V (LHD)
P (LHD)
G (LHD)
R (LHD)
1
2
3
4
5
MMRY
1
2
3
E
SET
1
2
3
Q28
Seat Memory Switch LH
R(LHD)
G(LHD)

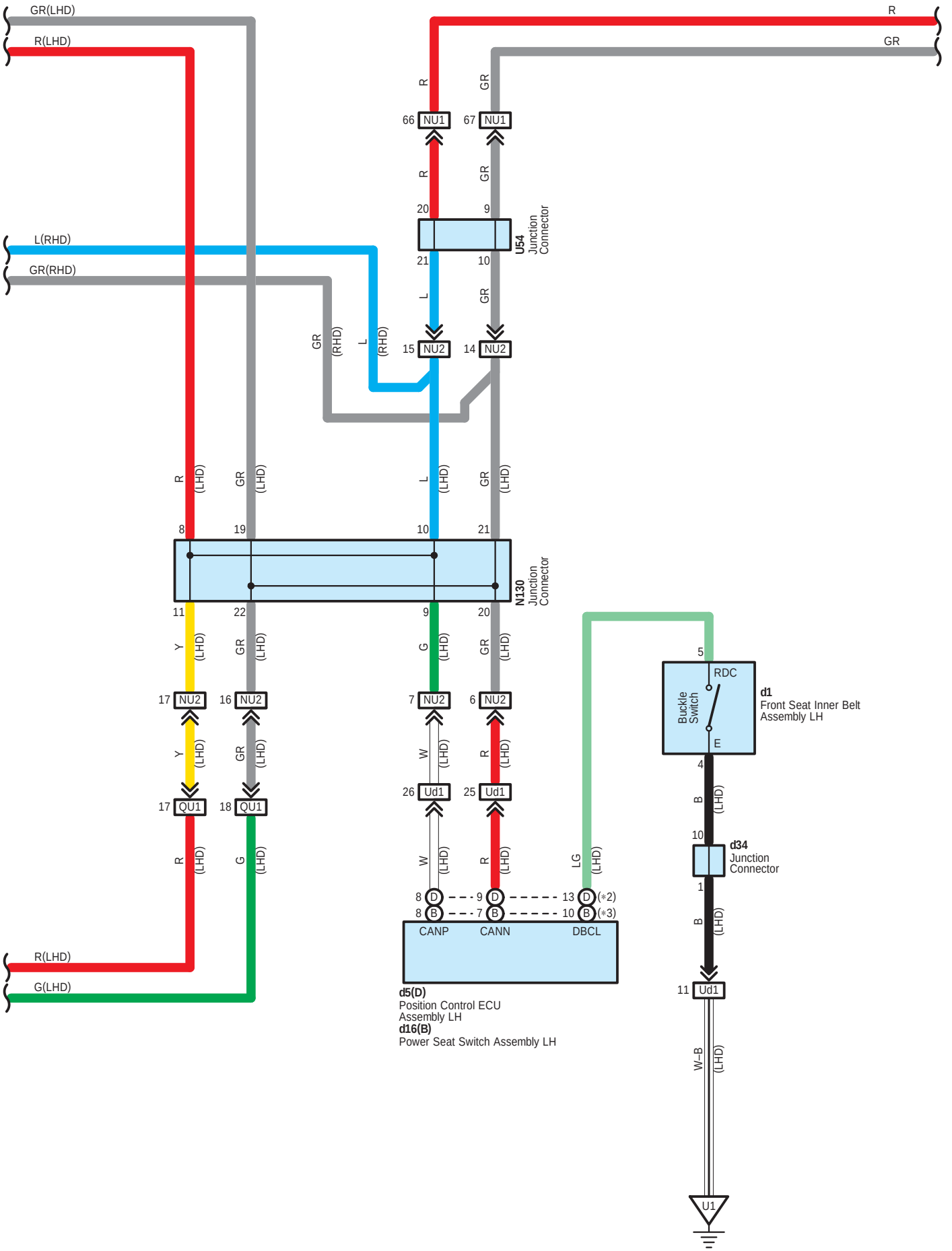
GR(LHD)
R(LHD)
L(RHD)
GR(RHD)
R(LHD)
G(LHD)
R
GR
66 NU1
67 NU1
20
9
21
10
U54
Junction
Connector
15 NU2
14 NU2
8
19
10
21
N130
Junction
Connector
11
22
9
20
17 NU2
16 NU2
7 NU2
6 NU2
17 QU1
18 QU1
26 Ud1
25 Ud1
8 D
9 D
13 D (*2)
8 B
7 B
10 B (*3)
CANP
CANN
DBCL
d5(D)
Position Control ECU
Assembly LH
d16(B)
Power Seat Switch Assembly LH
5
RDC
Buckle
Switch
E
d1
Front Seat Inner Belt
Assembly LH
4
10
d34
Junction
Connector
1
11 Ud1
U1

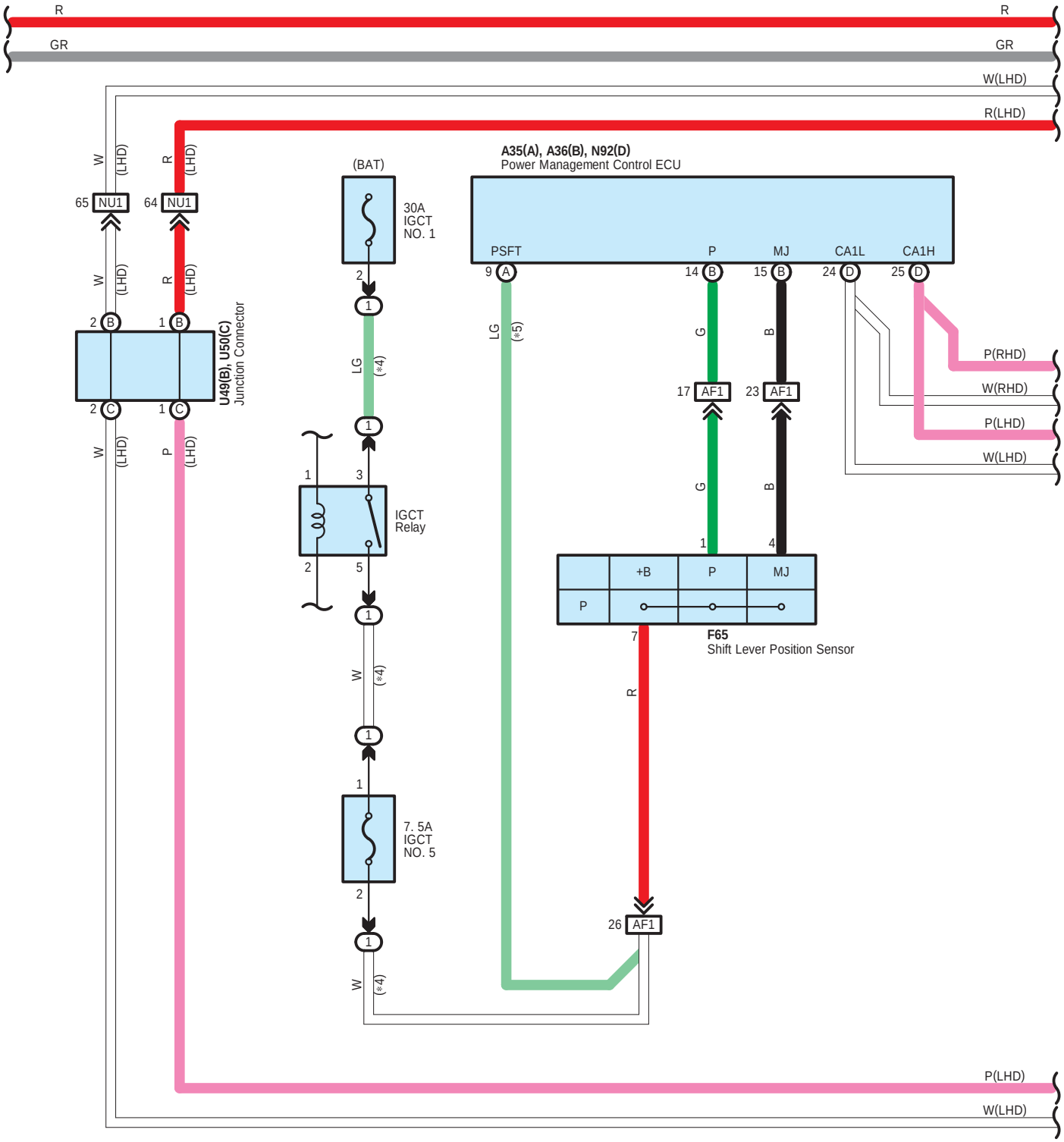


＊4 : Before Sep. 2013 Production
＊5 : From Sep. 2013 Production

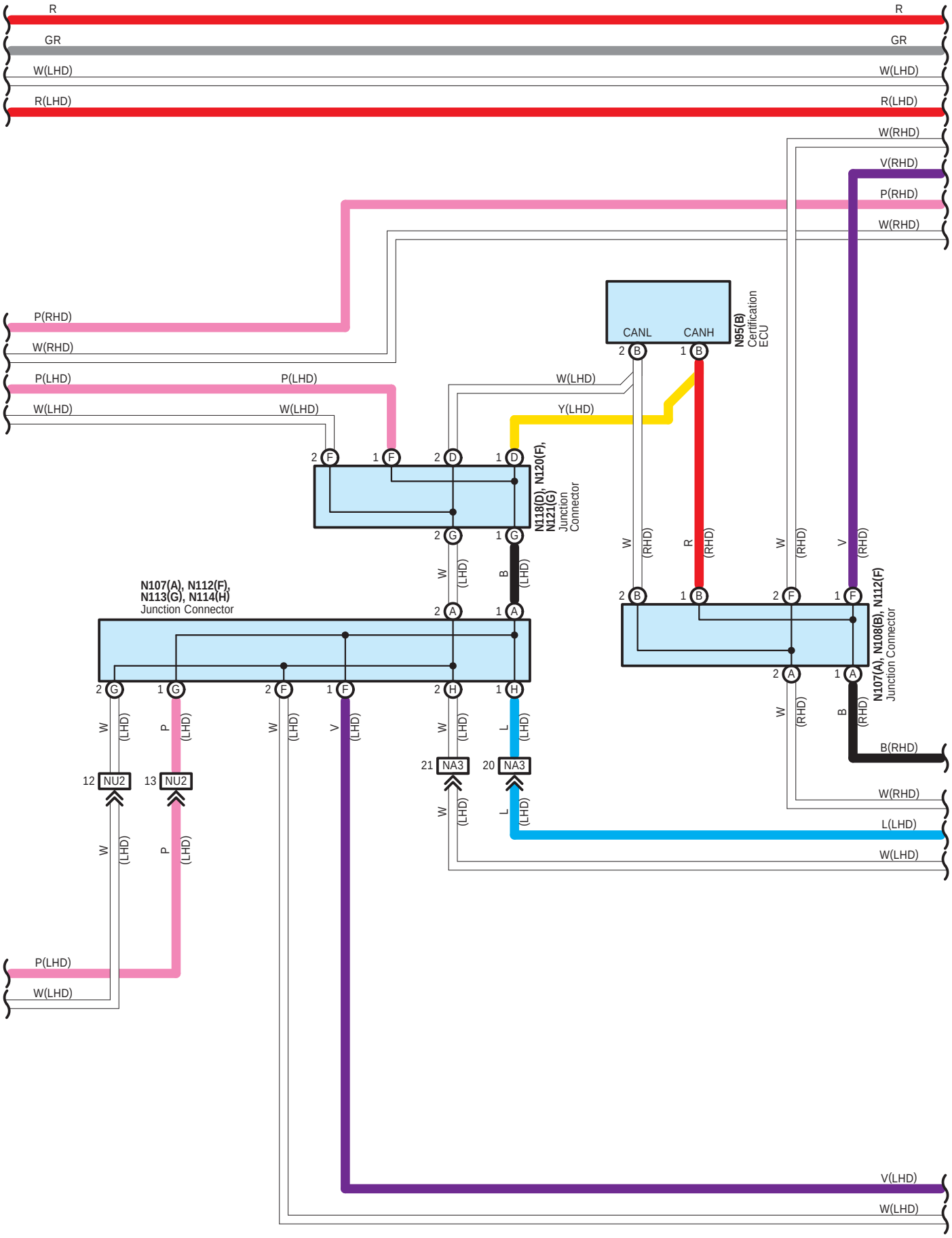
R
GR
W(LHD)
R(LHD)
W(RHD)
V(RHD)
P(RHD)
W(RHD)
P(RHD)
W(RHD)
P(LHD)
W(LHD)
P(LHD)
W(LHD)
W(LHD)
Y(LHD)
CANL
CANH
N95(B)
Certification
ECU
N118(D), N120(F),
N121(G)
Junction
Connector
N107(A), N112(F),
N113(G), N114(H)
Junction Connector
N107(A), N108(B), N112(F)
Junction Connector
B(RHD)
W(RHD)
L(LHD)
W(LHD)
NU2
NA3
P(LHD)
W(LHD)
V(LHD)
W(LHD)

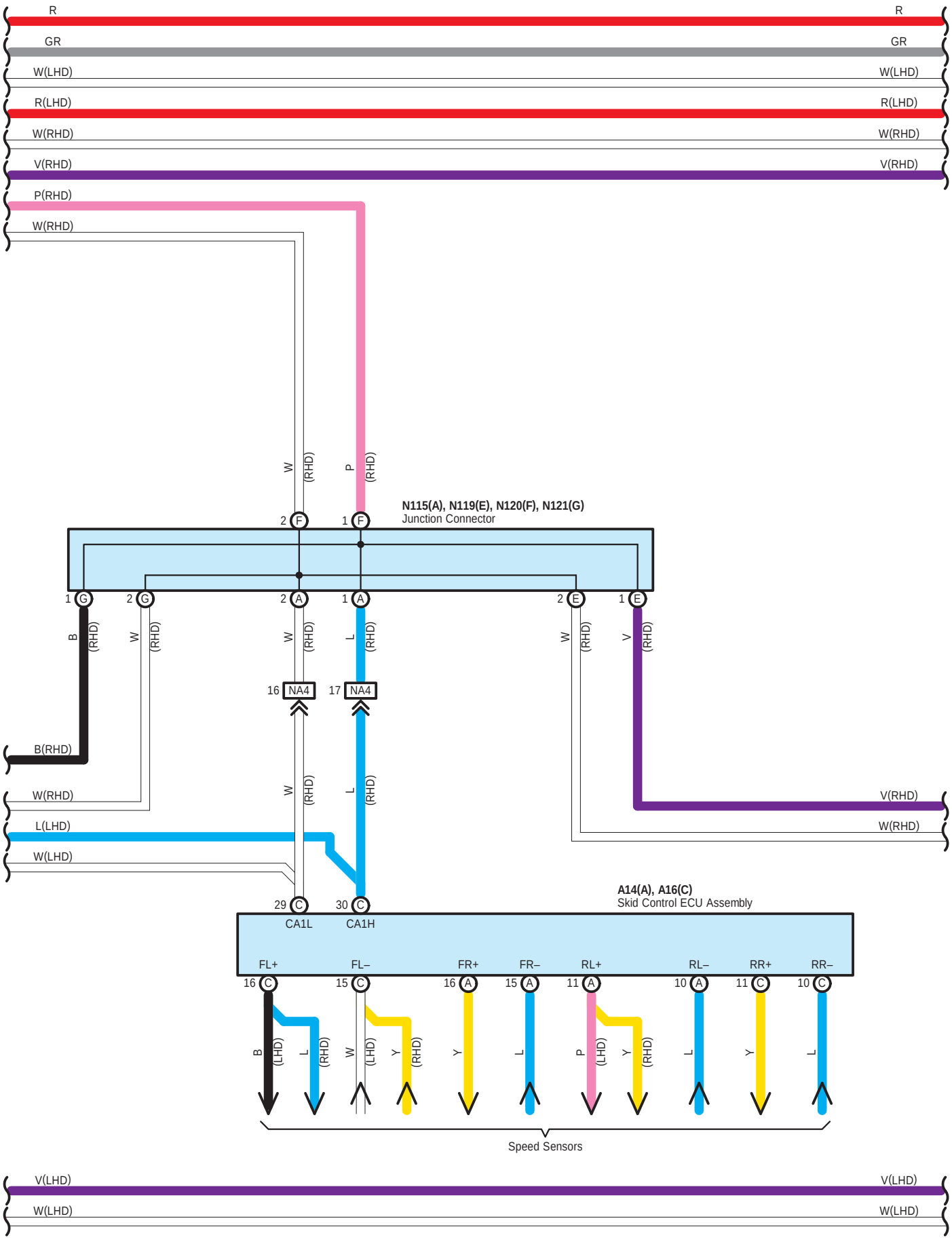
R
GR
W(LHD)
R(LHD)
W(RHD)
V(RHD)
P(RHD)
W(RHD)
N115(A), N119(E), N120(F), N121(G)
Junction Connector
2 F
1 F
1 G
2 G
2 A
1 A
2 E
1 E
16 NA4
17 NA4
B(RHD)
W(RHD)
L(LHD)
W(LHD)
V(RHD)
A14(A), A16(C)
Skid Control ECU Assembly
29 C
30 C
CA1L
CA1H
FL+
FL–
FR+
FR–
RL+
RL–
RR+
RR–
16 C
15 C
16 A
15 A
11 A
10 A
11 C
10 C
Speed Sensors
V(LHD)
W(LHD)

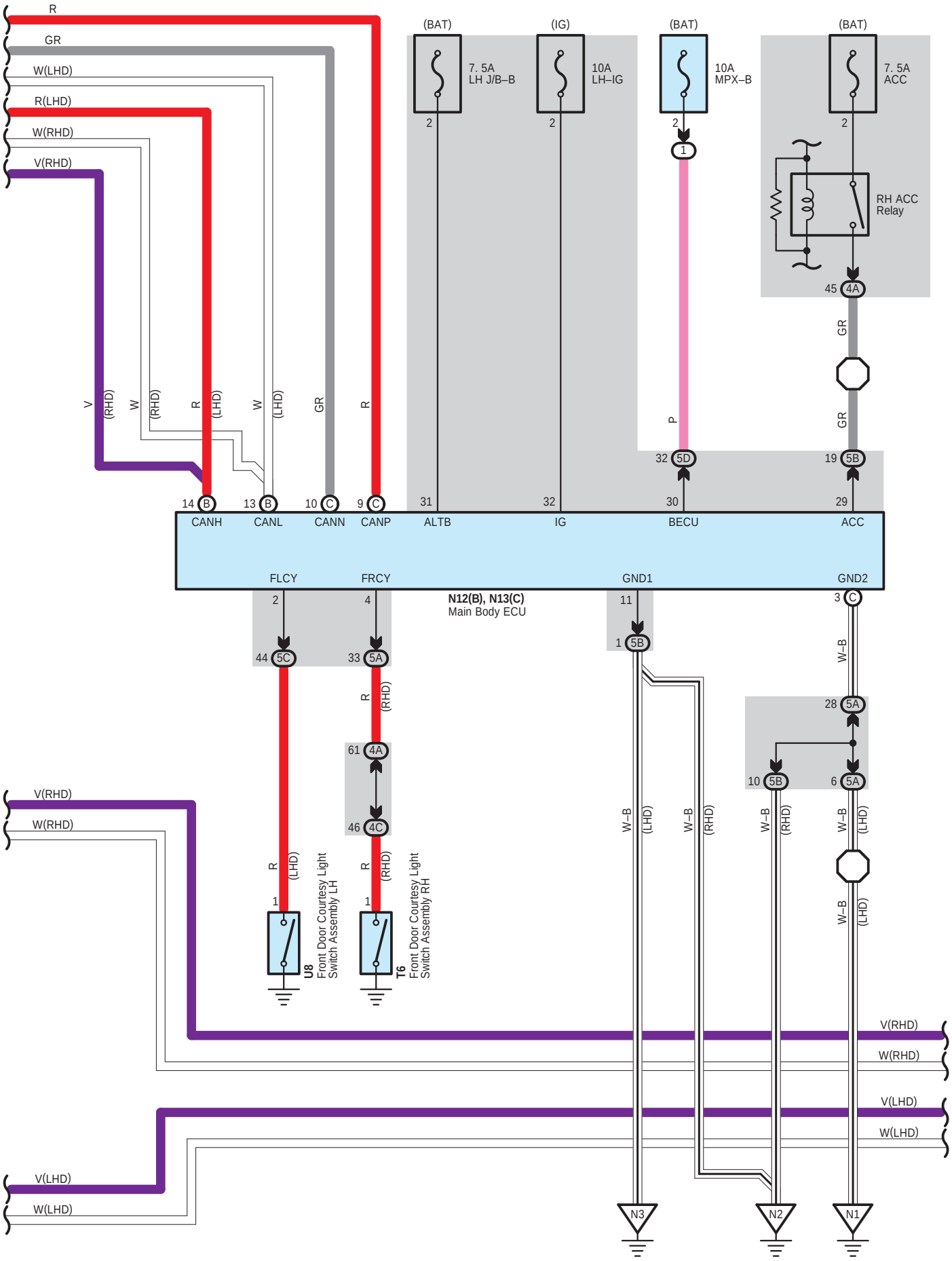
R
GR
W(LHD)
R(LHD)
W(RHD)
V(RHD)
(BAT)
7. 5A
LH J/B–B
(IG)
10A
LH–IG
(BAT)
10A
MPX–B
(BAT)
7. 5A
ACC
RH ACC
Relay
45 4A
GR
GR
P
32 5D
19 5B
14 B
13 B
10 C
9 C
31
32
30
29
CANH
CANL
CANN
CANP
ALTB
IG
BECU
ACC
FLCY
FRCY
GND1
GND2
N12(B), N13(C)
Main Body ECU
2
4
11
3 C
44 5C
33 5A
1 5B
W–B
28 5A
R
(RHD)
61 4A
10 5B
6 5A
46 4C
V(RHD)
W(RHD)
W–B
(LHD)
W–B
(RHD)
W–B
(RHD)
W–B
(LHD)
R
(LHD)
R
(RHD)
1
1
U8
Front Door Courtesy Light
Switch Assembly LH
T6
Front Door Courtesy Light
Switch Assembly RH
W–B
(LHD)
V(RHD)
W(RHD)
V(LHD)
W(LHD)
V(LHD)
W(LHD)
N3
N2
N1

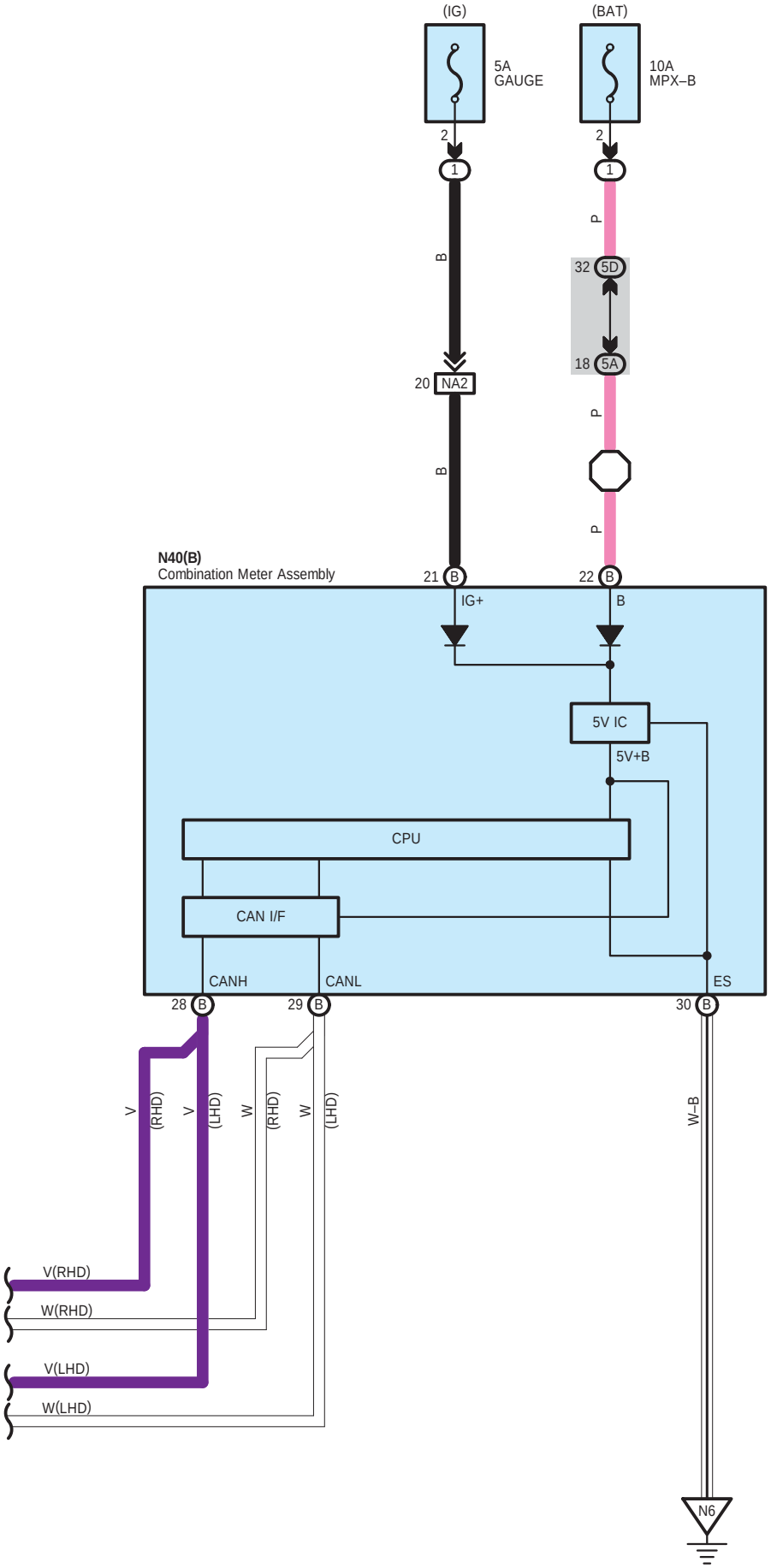
(IG)
(BAT)
5A
GAUGE
10A
MPX–B
2
1
B
P
32
5D
18
5A
20
NA2
N40(B)
Combination Meter Assembly
21
22
IG+
B
5V IC
5V+B
CPU
CAN I/F
CANH
CANL
ES
28
29
30
V
(RHD)
(LHD)
W
W–B
V(RHD)
W(RHD)
V(LHD)
W(LHD)
N6

A 14
Black

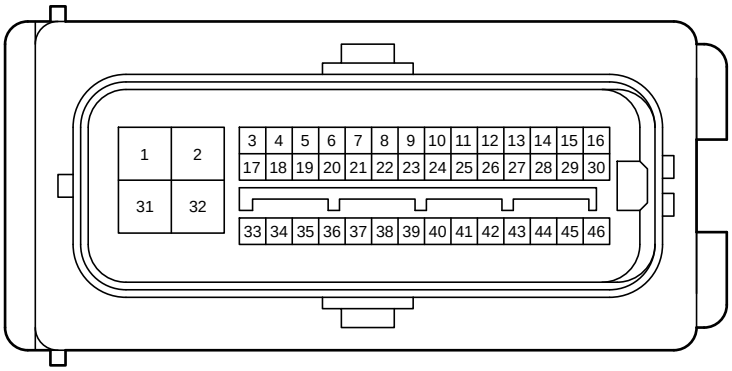


A 16
Gray

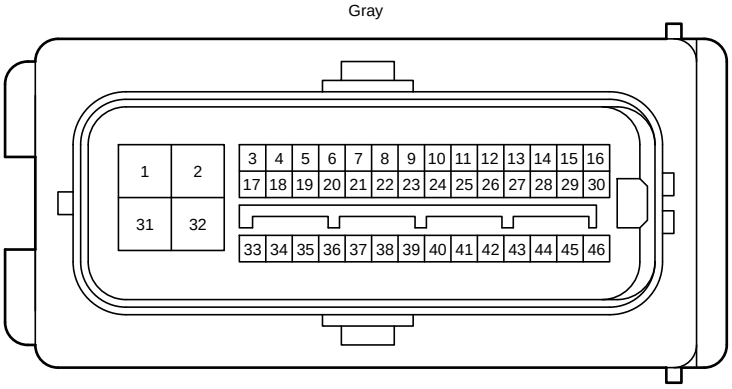


A 35
Gray

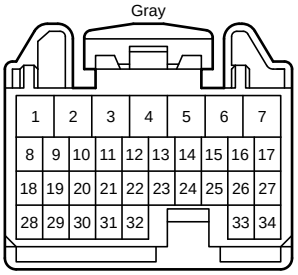


A 36
Gray

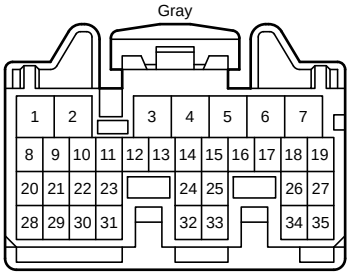


F 65
Gray

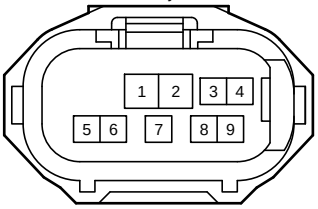


N 12
White

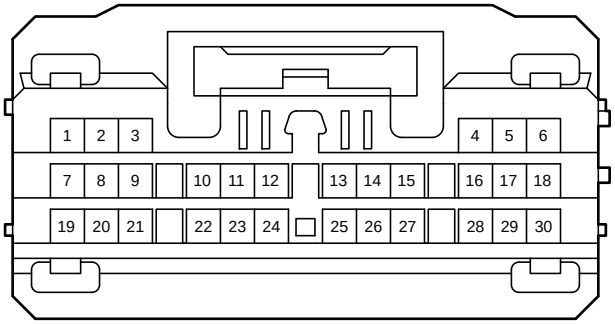


N 13
White

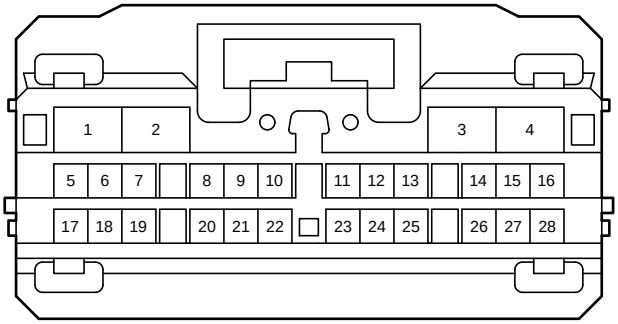

N 22
Black

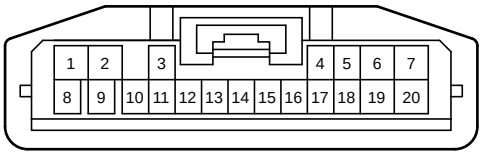


N 25
Black

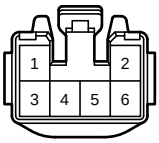


N 27
Black

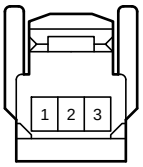


N 37
White

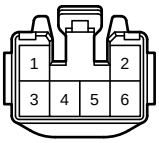


N 40
Black

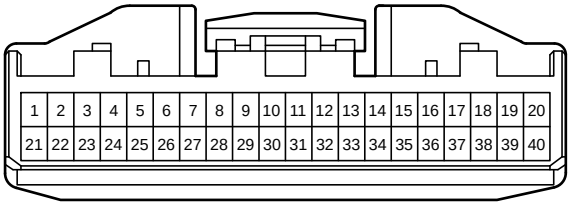


N 92
Gray

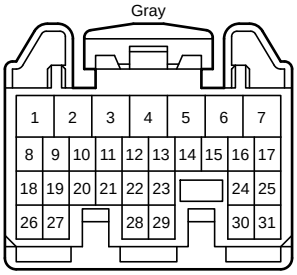


N 95
White

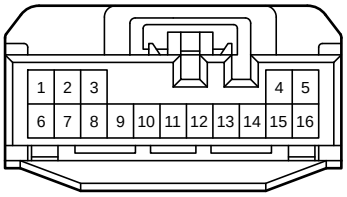


N107
White

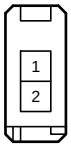


N108
White

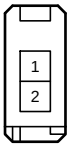


N112
White

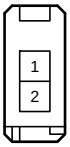


N113
White

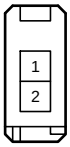


N114
White

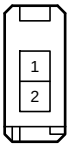


N115
White

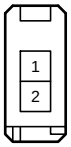


N118
White

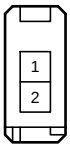


N119
White

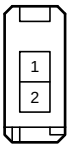


N120
White

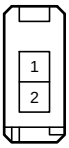


N121
White

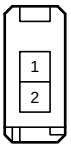


N130
Black

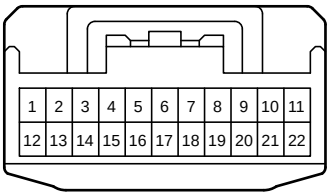


N133
Black

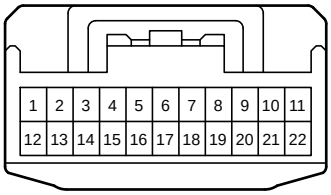


Q 4
White

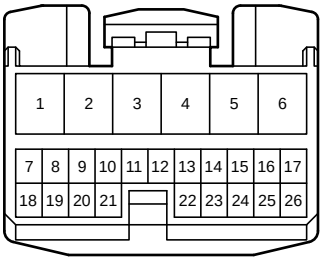


Q 13
White

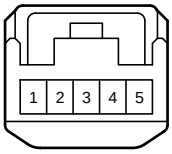

Q 19
White

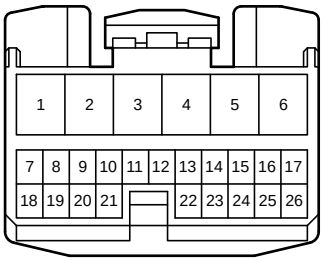


Q 28
White

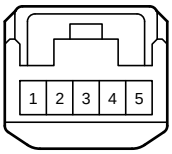


T 6
Black

U 8
Black

U 49
White

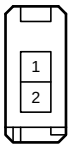


U 50
White

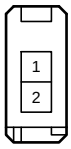


U 54
Blue

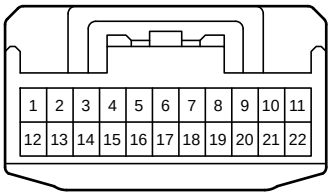


c 1
White

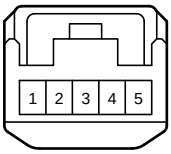


c 2
White

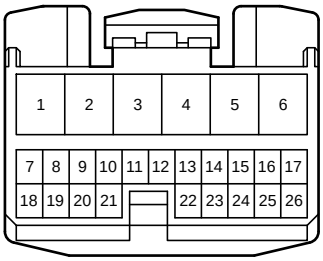


c 15
Black

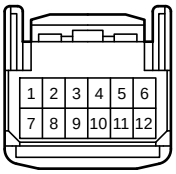


c 34
Black

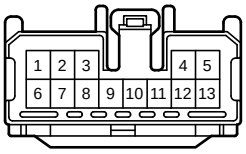


d 1
White

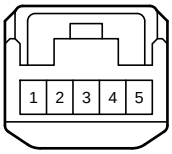


d 5
White

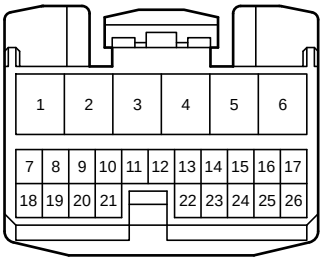


d 16
Black

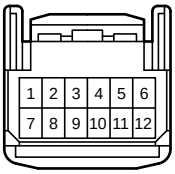


d 34
Black

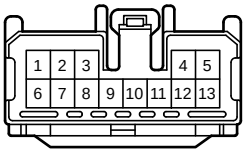


4A
White

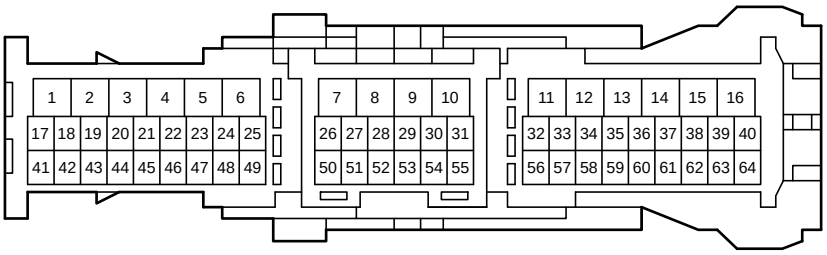


4B
White

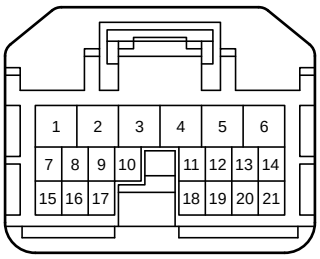


4C
White

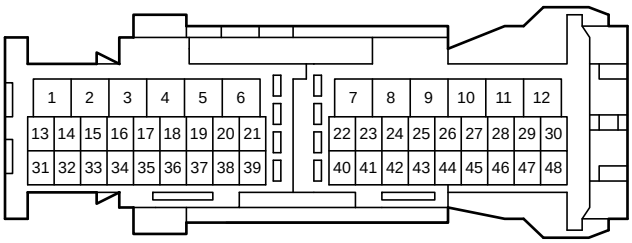

5A
White

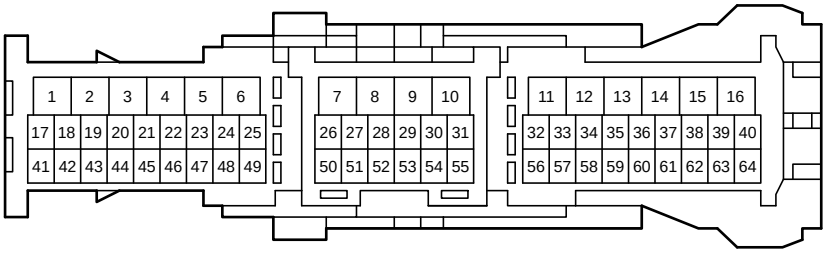


5B
White

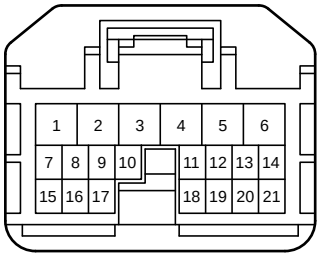


5C
White

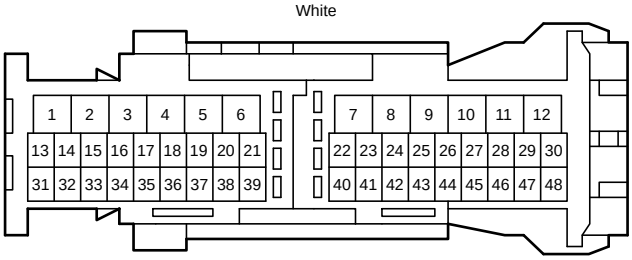


5D
White

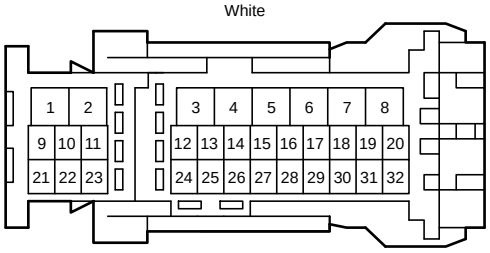


AF1
White

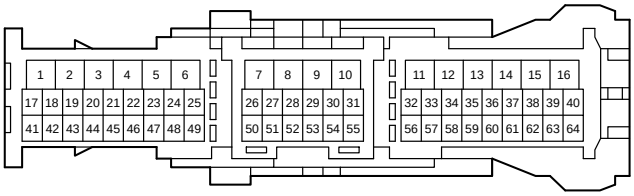


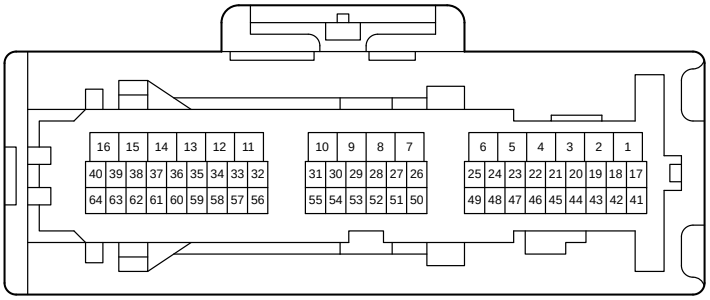


NA2
White

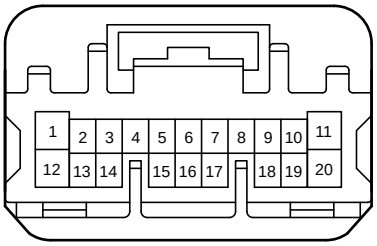


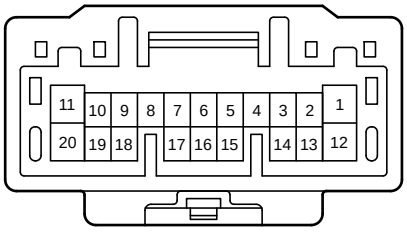

NA3
White

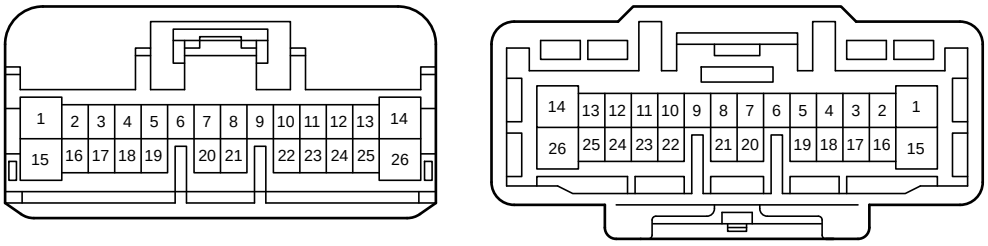


NA4
Gray

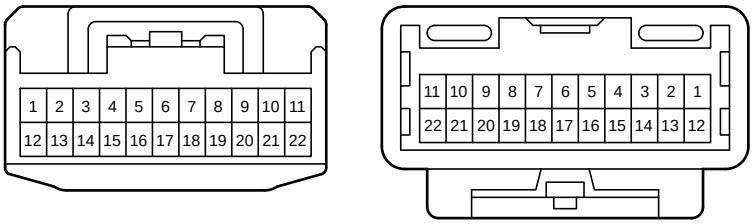


NT1
White

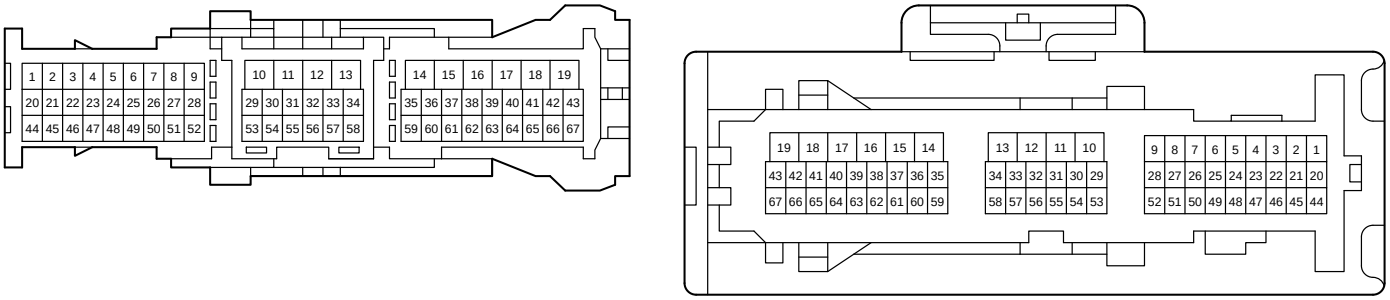


NU1
White

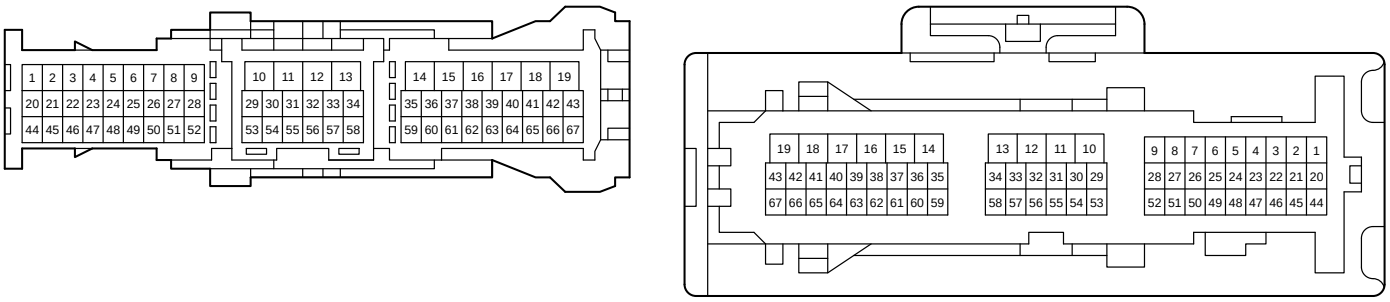

NU2
White

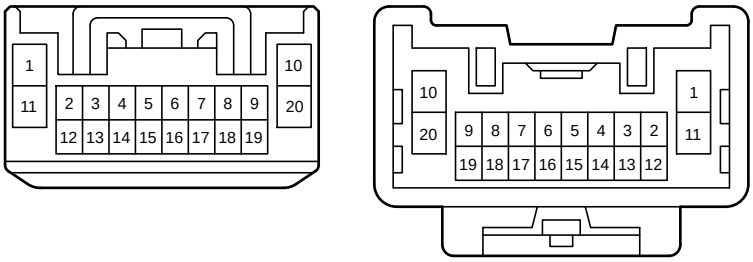


QT1
White

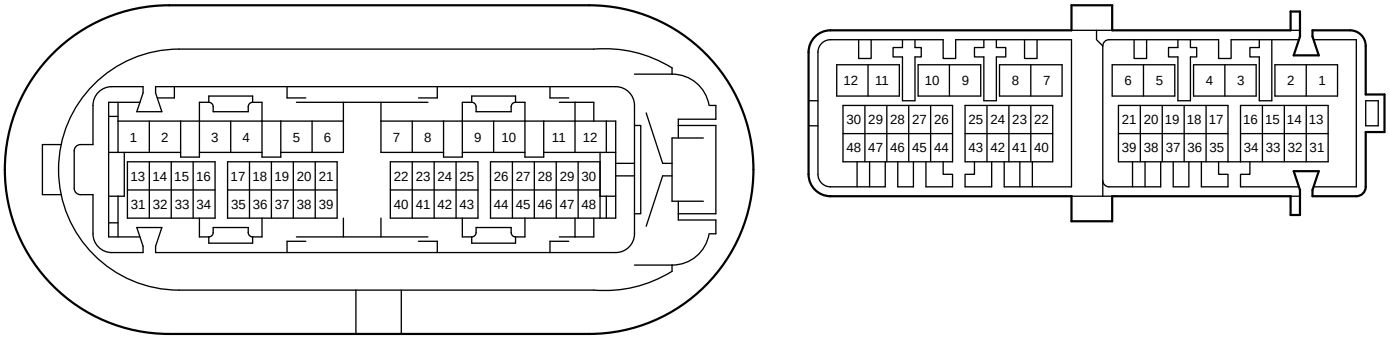


QU1
White

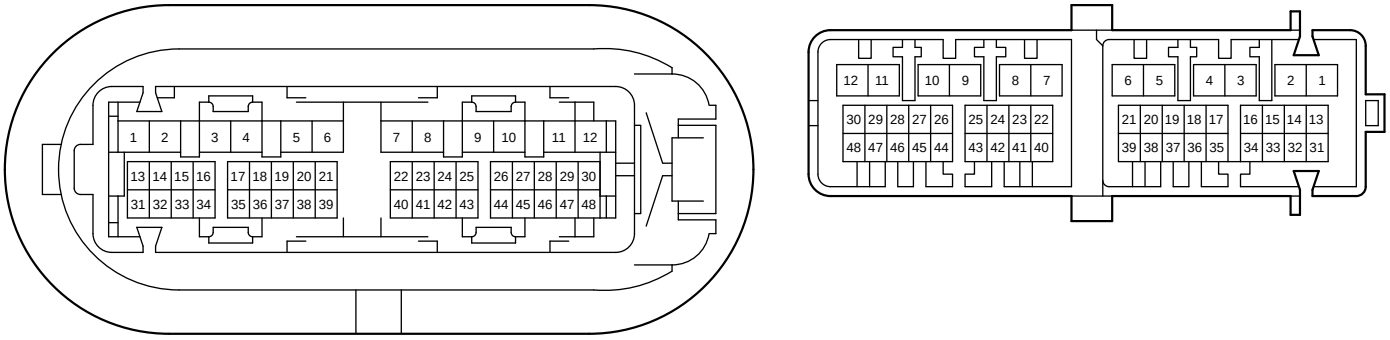

Tc2

White

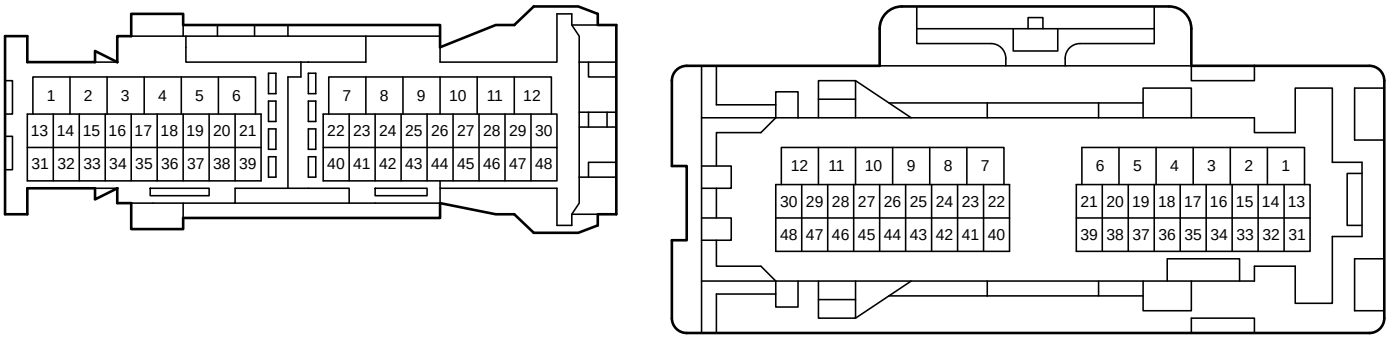


Ud1
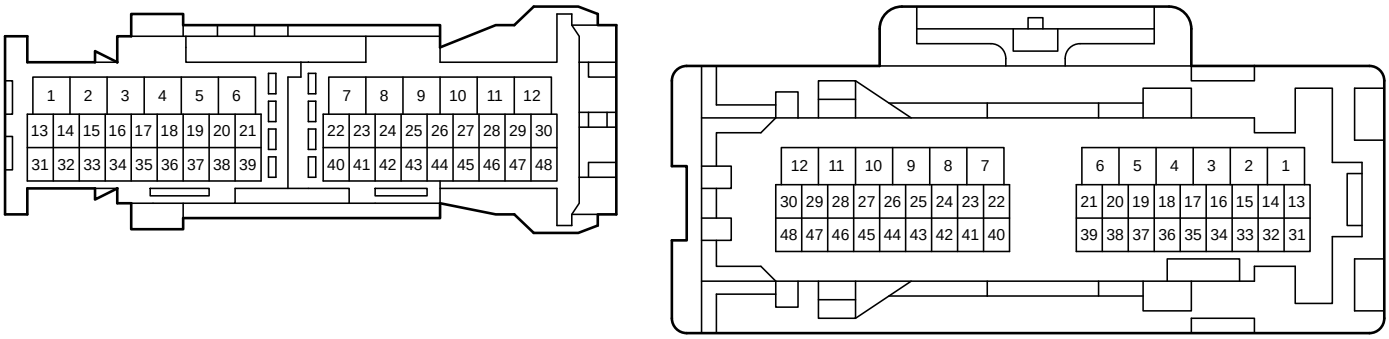
White