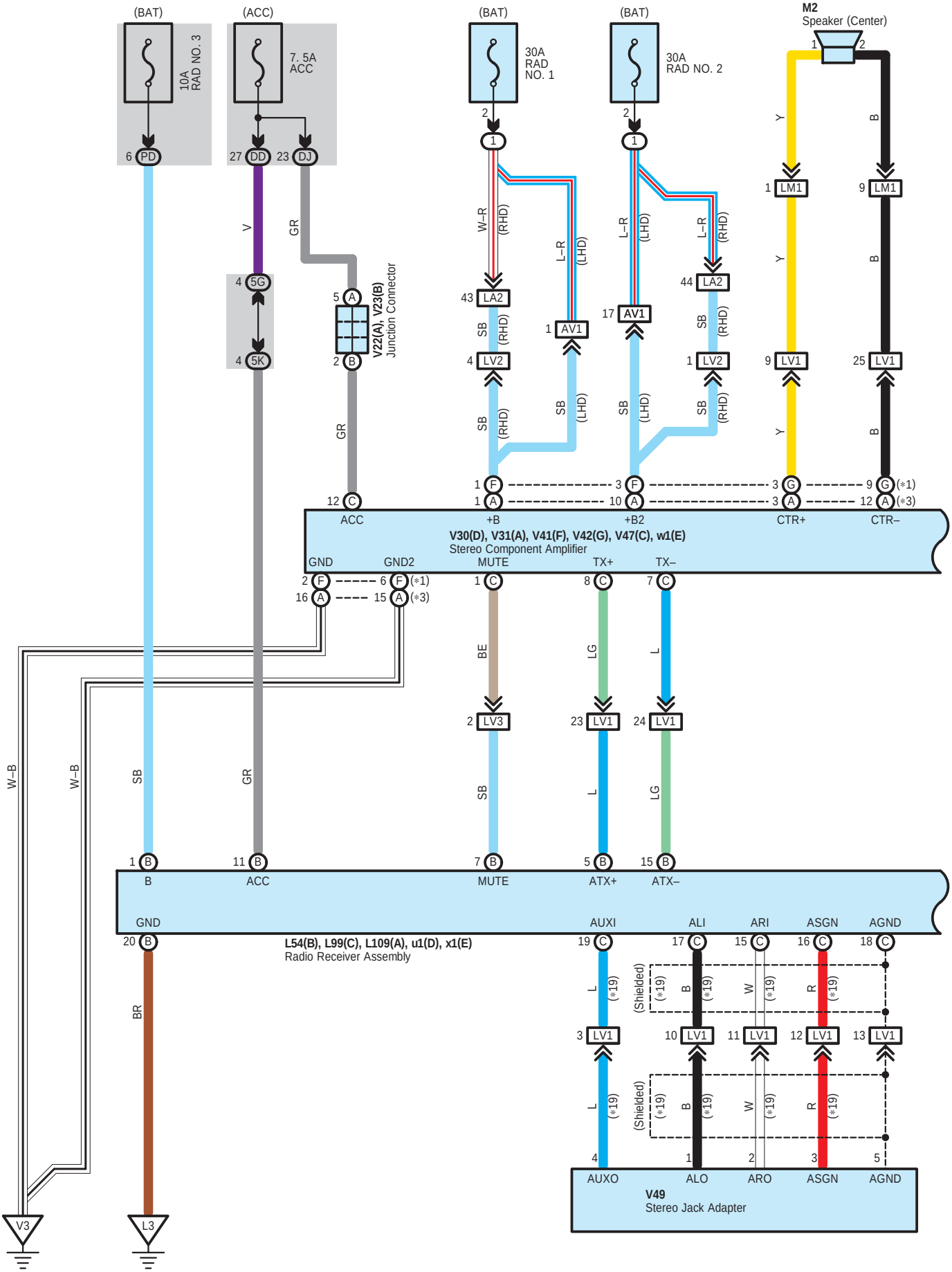
(BAT)
10A RAD NO. 3
(ACC)
7. 5A ACC
(BAT)
30A RAD NO. 1
(BAT)
30A RAD NO. 2
M2
Speaker (Center)
V22(A), V23(B)
Junction Connector
V30(D), V31(A), V41(F), V42(G), V47(C), w1(E)
Stereo Component Amplifier
ACC
+B
+B2
CTR+
CTR–
GND
GND2
MUTE
TX+
TX–
B
ACC
MUTE
ATX+
ATX–
GND
AUXI
ALI
ARI
ASGN
AGND
L54(B), L99(C), L109(A), u1(D), x1(E)
Radio Receiver Assembly
(Shielded)
V49
Stereo Jack Adapter
AUXO
ALO
ARO
ASGN
AGND
V3
L3

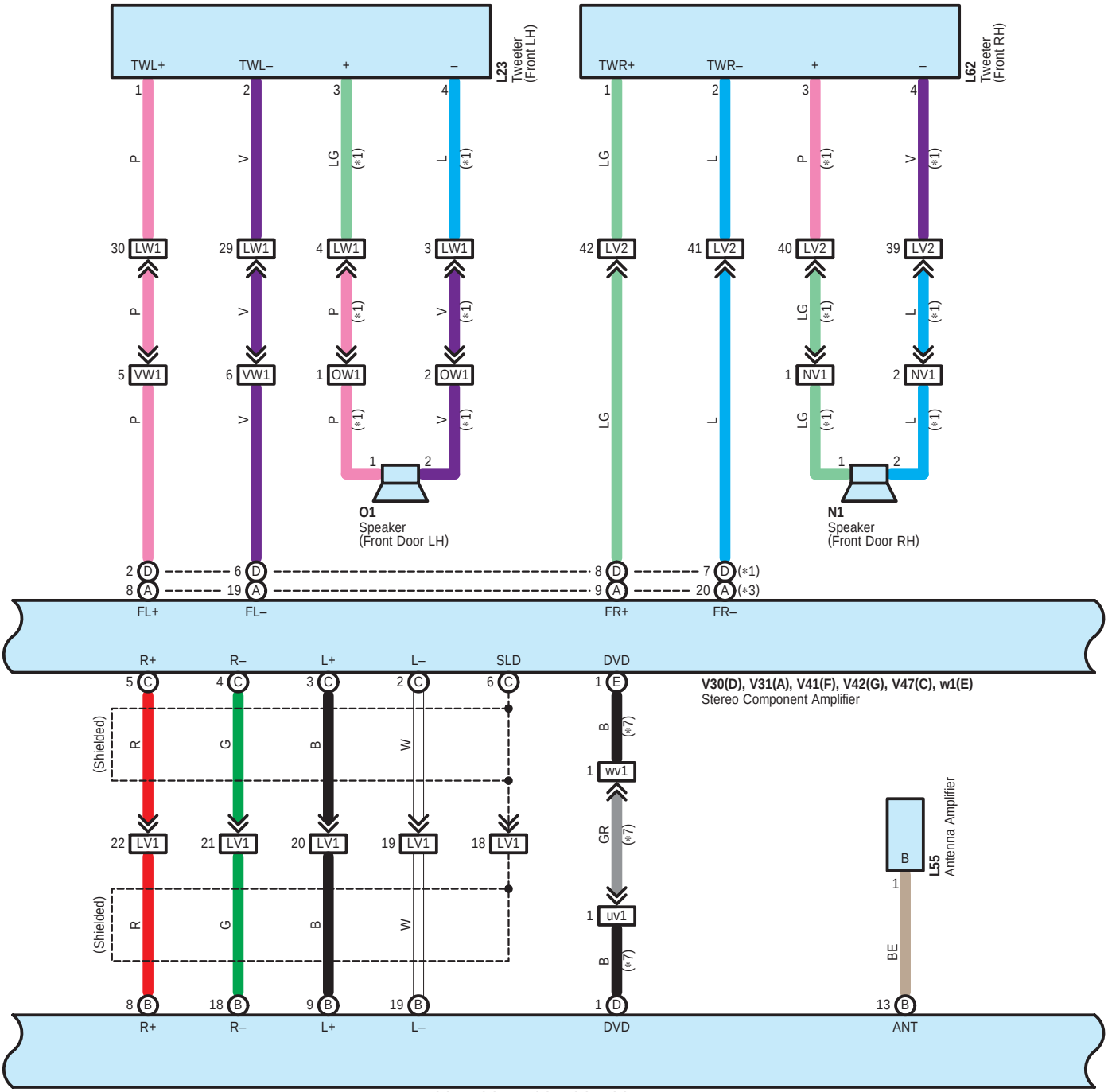

∗ 1 : Except MARK LEVINSON
∗ 3 : MARK LEVINSON
∗ 7 : w/ DVD Changer
∗19 : w/ Stereo Jack Adapter

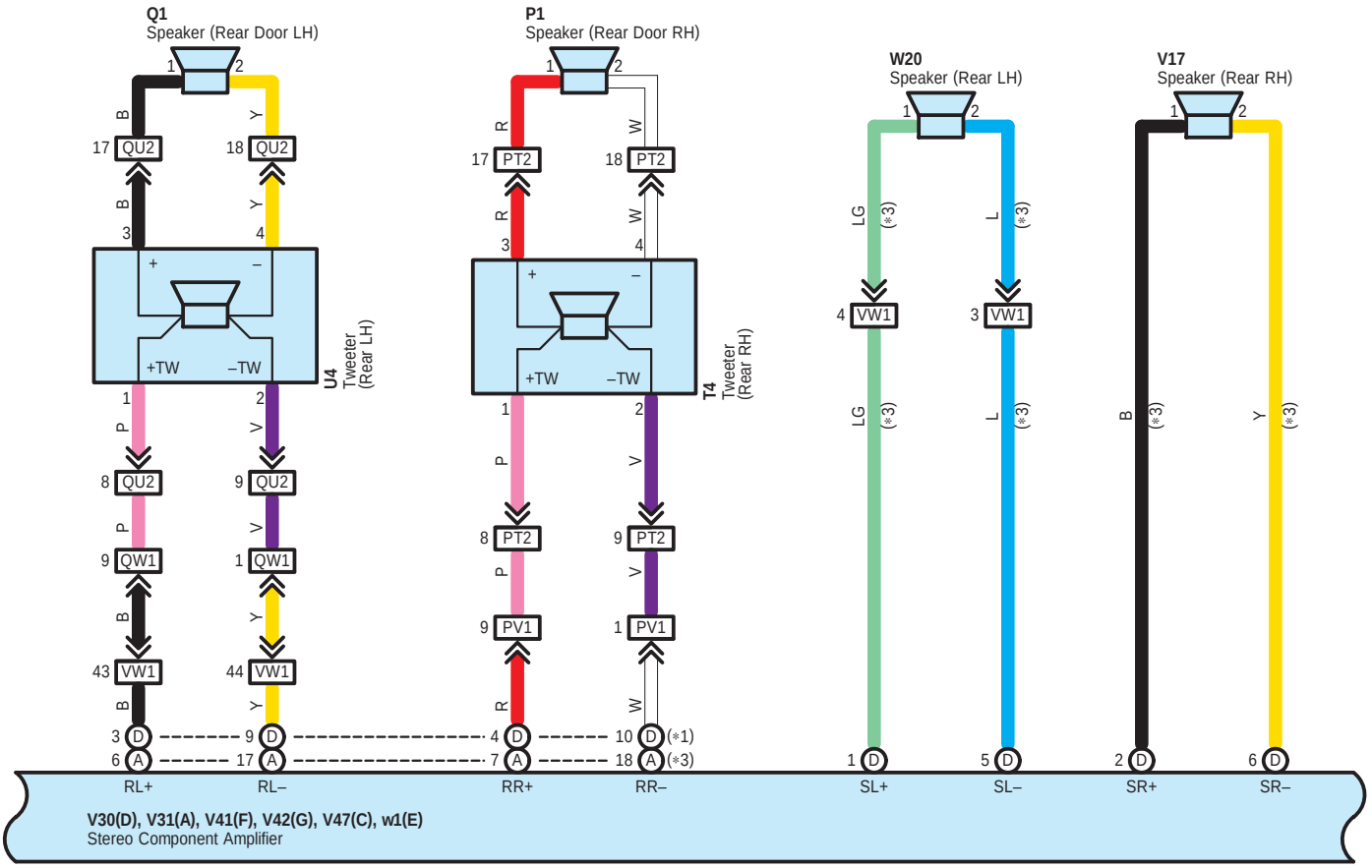
Q1
Speaker (Rear Door LH)
P1
Speaker (Rear Door RH)
W20
Speaker (Rear LH)
V17
Speaker (Rear RH)
U4
Tweeter
(Rear LH)
T4
Tweeter
(Rear RH)
+TW
–TW
QU2
QW1
VW1
PT2
PV1
(*1)
(*3)
RL+
RL–
RR+
RR–
SL+
SL–
SR+
SR–
V30(D), V31(A), V41(F), V42(G), V47(C), w1(E)
Stereo Component Amplifier

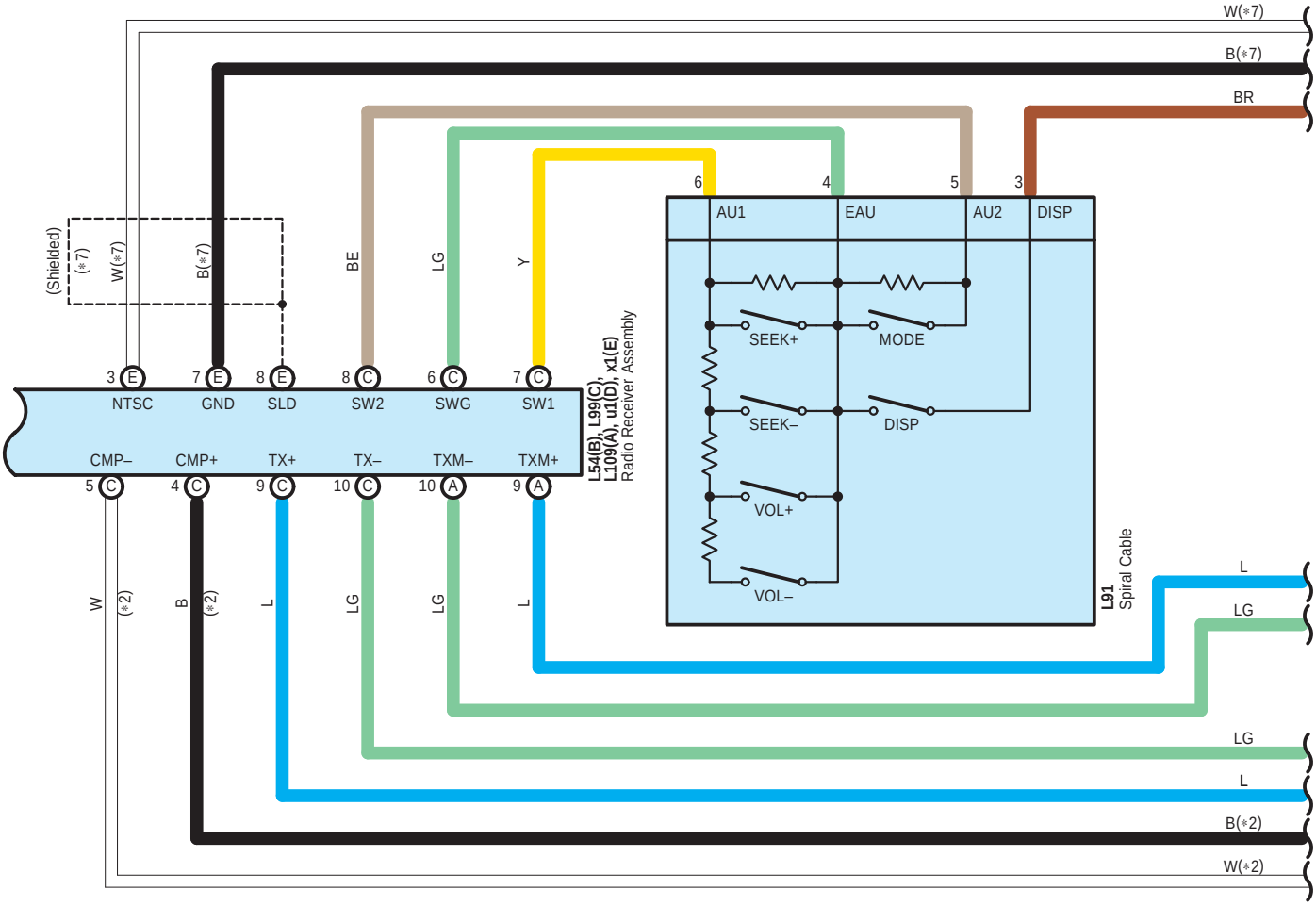
W(*7)
B(*7)
BR
(Shielded)
(*7)
W(*7)
B(*7)
BE
LG
Y
NTSC
GND
SLD
SW2
SWG
SW1
CMP–
CMP+
TX+
TX–
TXM–
TXM+
L54(B), L99(C),
L109(A), u1(D), x1(E)
Radio Receiver Assembly
AU1
EAU
AU2
DISP
SEEK+
MODE
SEEK–
DISP
VOL+
VOL–
L91
Spiral Cable
L
LG
W
(*2)
B
(*2)
L
LG
LG
L
LG
L
B(*2)
W(*2)

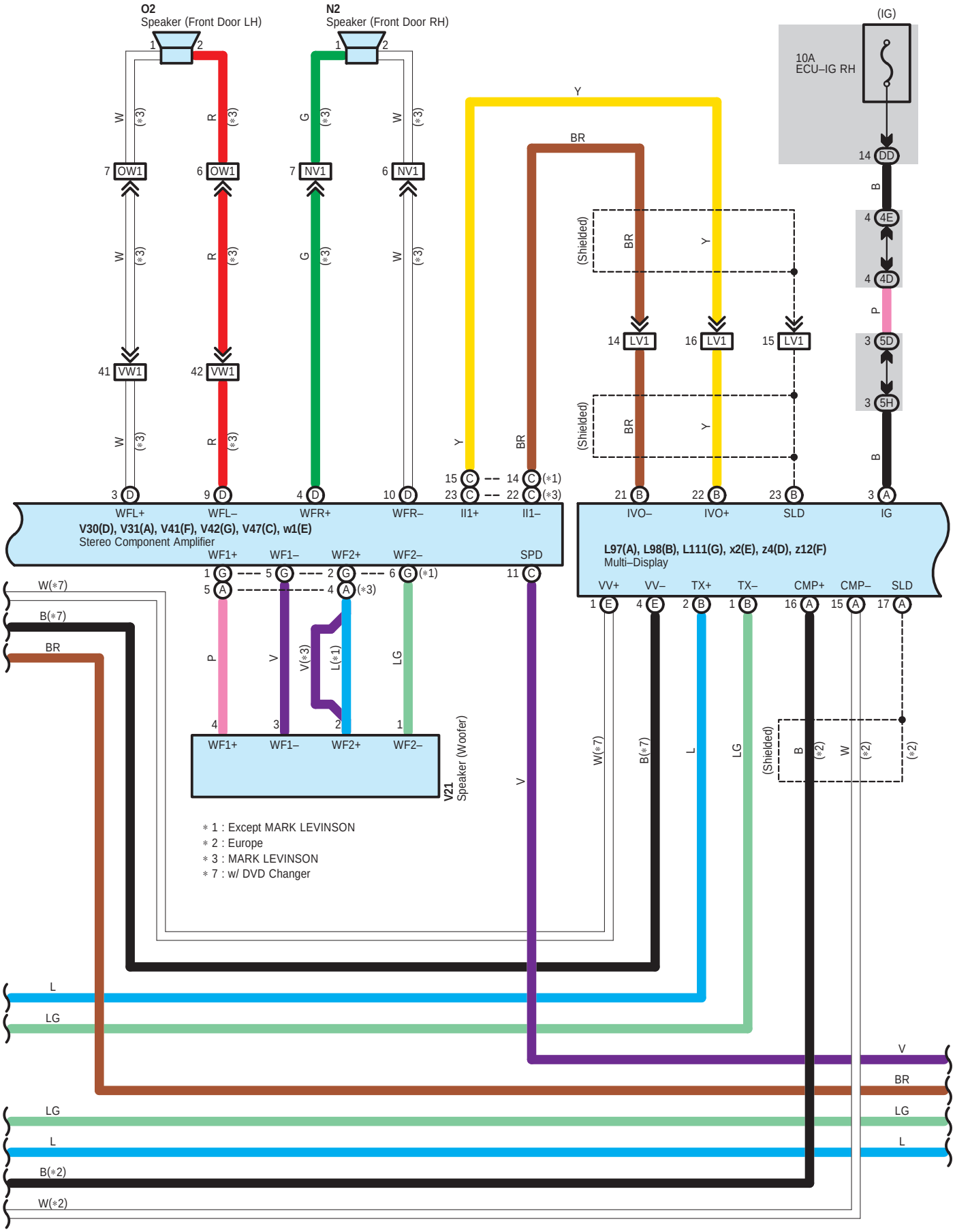
O2
Speaker (Front Door LH)
N2
Speaker (Front Door RH)
(IG)
10A
ECU–IG RH
OW1
NV1
VW1
LV1
DD
4E
4D
5D
5H
WFL+
WFL–
WFR+
WFR–
II1+
II1–
IVO–
IVO+
SLD
IG
V30(D), V31(A), V41(F), V42(G), V47(C), w1(E)
Stereo Component Amplifier
WF1+
WF1–
WF2+
WF2–
SPD
L97(A), L98(B), L111(G), x2(E), z4(D), z12(F)
Multi–Display
VV+
VV–
TX+
TX–
CMP+
CMP–
SLD
V21
Speaker (Woofer)
(Shielded)
∗ 1 : Except MARK LEVINSON
∗ 2 : Europe
∗ 3 : MARK LEVINSON
∗ 7 : w/ DVD Changer

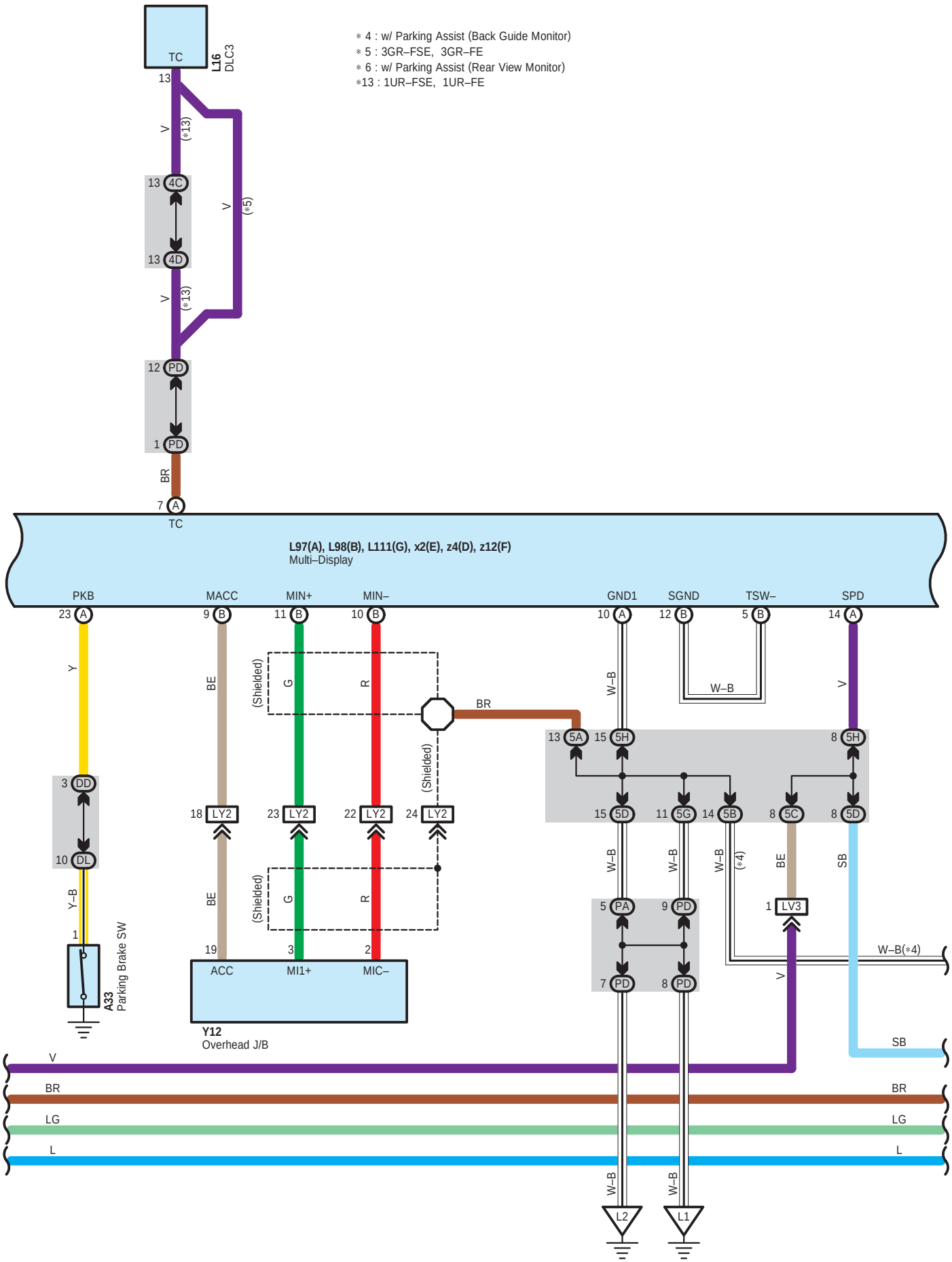
∗ 4 : w/ Parking Assist (Back Guide Monitor)
∗ 5 : 3GR–FSE, 3GR–FE
∗ 6 : w/ Parking Assist (Rear View Monitor)
∗13 : 1UR–FSE, 1UR–FE
TC
L16
DLC3
13
V
(∗13)
13 4C
13 4D
V
(∗5)
12 PD
1 PD
BR
7 A
TC
L97(A), L98(B), L111(G), x2(E), z4(D), z12(F)
Multi–Display
PKB
MACC
MIN+
MIN–
GND1
SGND
TSW–
SPD
23 A
9 B
11 B
10 B
10 A
12 B
5 B
14 A
Y
BE
(Shielded)
G
R
BR
W–B
V
13 5A
15 5H
8 5H
3 DD
18 LY2
23 LY2
22 LY2
24 LY2
15 5D
11 5G
14 5B
8 5C
8 5D
10 DL
Y–B
1
A33
Parking Brake SW
19
3
2
ACC
MI1+
MIC–
Y12
Overhead J/B
5 PA
9 PD
7 PD
8 PD
(∗4)
1 LV3
W–B(∗4)
SB
L2
L1

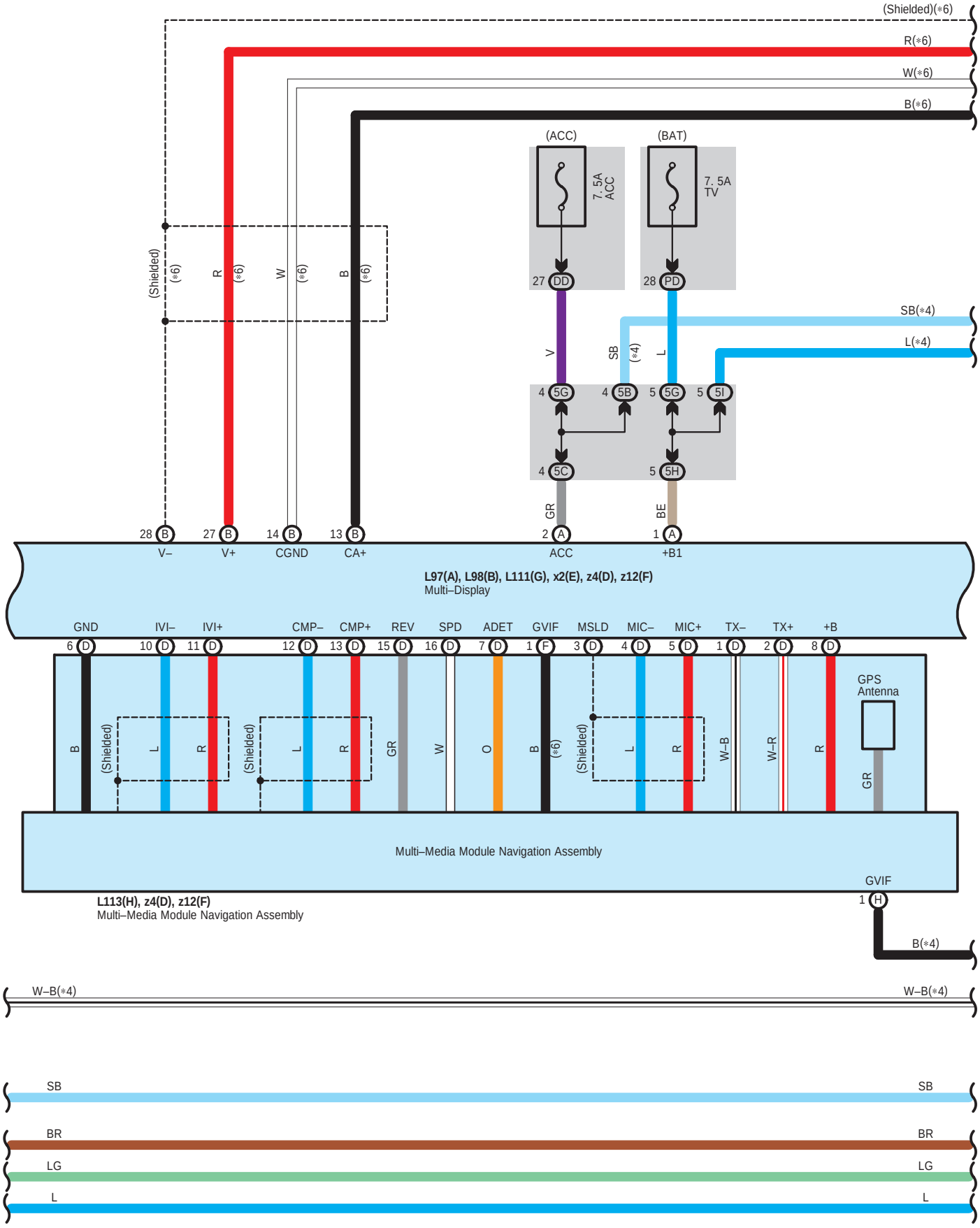
(Shielded)(*6)
R(*6)
W(*6)
B(*6)
(ACC)
(BAT)
7. 5A ACC
7. 5A TV
27 DD
28 PD
SB(*4)
L(*4)
4 5G
4 5B
5 5G
5 5I
4 5C
5 5H
28 B V–
27 B V+
14 B CGND
13 B CA+
2 A ACC
1 A +B1
L97(A), L98(B), L111(G), x2(E), z4(D), z12(F)
Multi–Display
GND
IVI–
IVI+
CMP–
CMP+
REV
SPD
ADET
GVIF
MSLD
MIC–
MIC+
TX–
TX+
+B
GPS Antenna
Multi–Media Module Navigation Assembly
L113(H), z4(D), z12(F)
Multi–Media Module Navigation Assembly
GVIF
1 H
B(*4)
W–B(*4)
W–B(*4)
SB
SB
BR
BR
LG
LG
L
L

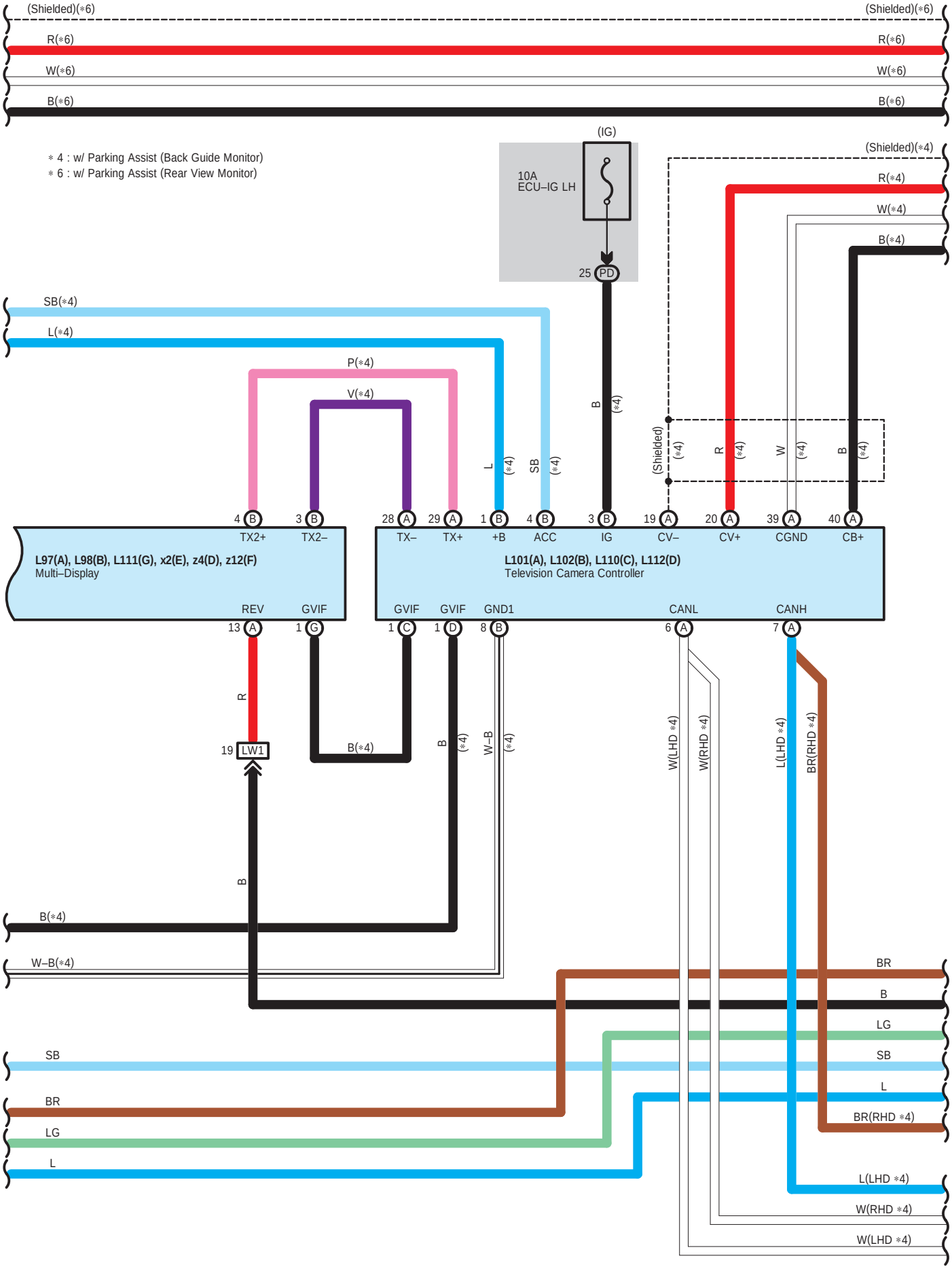
(Shielded)(∗6)
R(∗6)
W(∗6)
B(∗6)
∗ 4 : w/ Parking Assist (Back Guide Monitor)
∗ 6 : w/ Parking Assist (Rear View Monitor)
(IG)
10A
ECU–IG LH
25 PD
(Shielded)(∗4)
R(∗4)
W(∗4)
B(∗4)
SB(∗4)
L(∗4)
P(∗4)
V(∗4)
(Shielded)
4 B TX2+
3 B TX2–
28 A TX–
29 A TX+
1 B +B
4 B ACC
3 B IG
19 A CV–
20 A CV+
39 A CGND
40 A CB+
L97(A), L98(B), L111(G), x2(E), z4(D), z12(F)
Multi–Display
L101(A), L102(B), L110(C), L112(D)
Television Camera Controller
REV
GVIF
GND1
CANL
CANH
13 A
1 G
1 C
1 D
8 B
6 A
7 A
19 LW1
B(∗4)
W–B(∗4)
W(LHD ∗4)
W(RHD ∗4)
L(LHD ∗4)
BR(RHD ∗4)
BR
B
LG
SB
L
BR(RHD ∗4)
L(LHD ∗4)
W(RHD ∗4)
W(LHD ∗4)

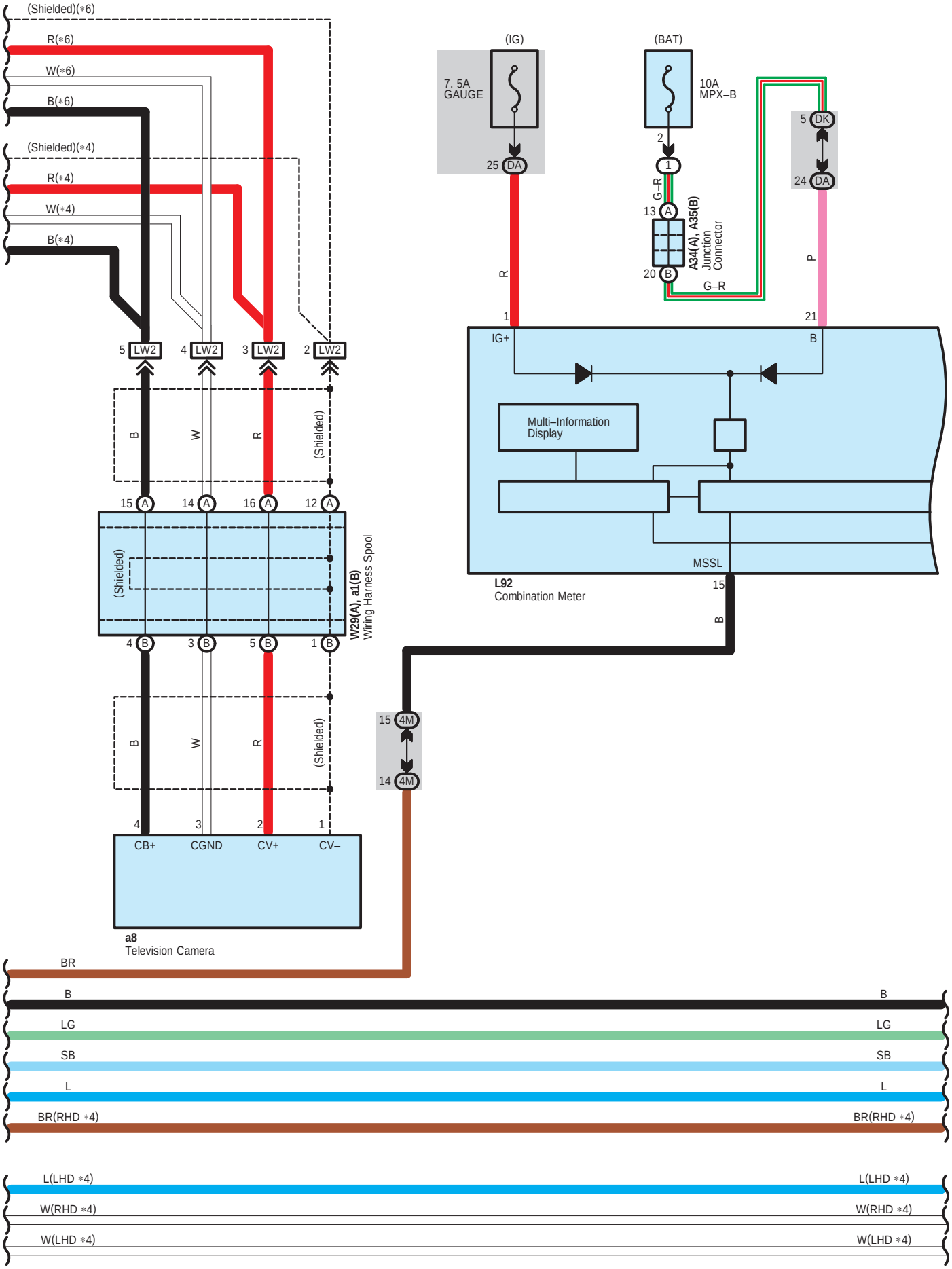
(Shielded)(*6)
R(*6)
W(*6)
B(*6)
(Shielded)(*4)
R(*4)
W(*4)
B(*4)
5 LW2
4 LW2
3 LW2
2 LW2
B
W
R
(Shielded)
15 A
14 A
16 A
12 A
(Shielded)
W29(A), a1(B)
Wiring Harness Spool
4 B
3 B
5 B
1 B
B
W
R
(Shielded)
4
3
2
1
CB+
CGND
CV+
CV–
a8
Television Camera
(IG)
7. 5A
GAUGE
25 DA
R
(BAT)
10A
MPX–B
2
1
G–R
13 A
20 B
A34(A), A35(B)
Junction
Connector
G–R
5 DK
24 DA
P
1
IG+
21
B
Multi–Information
Display
MSSL
L92
Combination Meter
15
B
15 4M
14 4M
BR
B
B
LG
LG
SB
SB
L
L
BR(RHD *4)
BR(RHD *4)
L(LHD *4)
L(LHD *4)
W(RHD *4)
W(RHD *4)
W(LHD *4)
W(LHD *4)

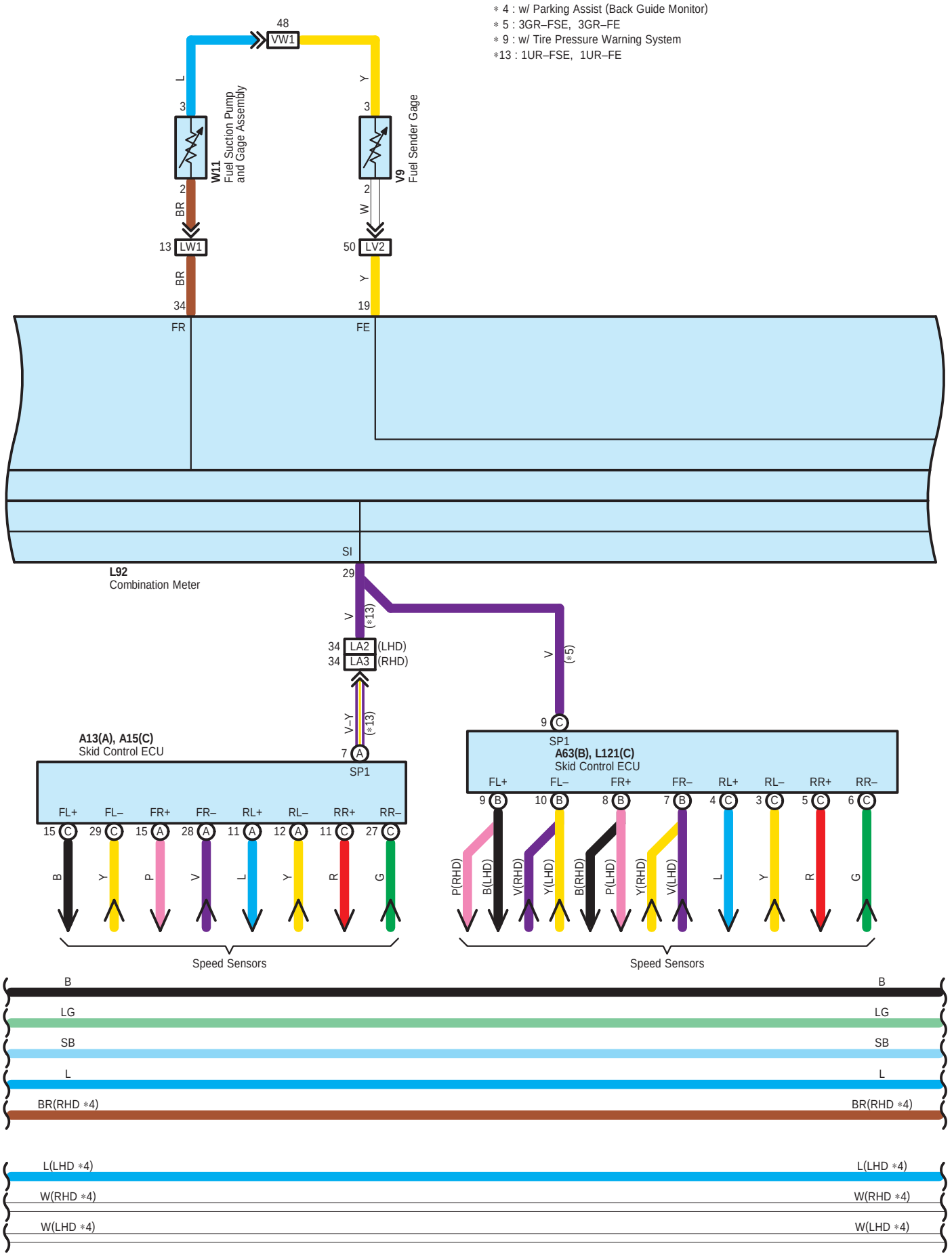
∗ 4 : w/ Parking Assist (Back Guide Monitor)
∗ 5 : 3GR–FSE, 3GR–FE
∗ 9 : w/ Tire Pressure Warning System
∗13 : 1UR–FSE, 1UR–FE
48
VW1
W11
Fuel Suction Pump and Gage Assembly
V9
Fuel Sender Gage
13 LW1
50 LV2
34
19
FR
FE
SI
29
L92
Combination Meter
34 LA2 (LHD)
34 LA3 (RHD)
(∗13)
(∗5)
V–Y
A13(A), A15(C)
Skid Control ECU
SP1
A63(B), L121(C)
Skid Control ECU
FL+
FL–
FR+
FR–
RL+
RL–
RR+
RR–
Speed Sensors
Speed Sensors
B
LG
SB
L
BR(RHD ∗4)
L(LHD ∗4)
W(RHD ∗4)
W(LHD ∗4)

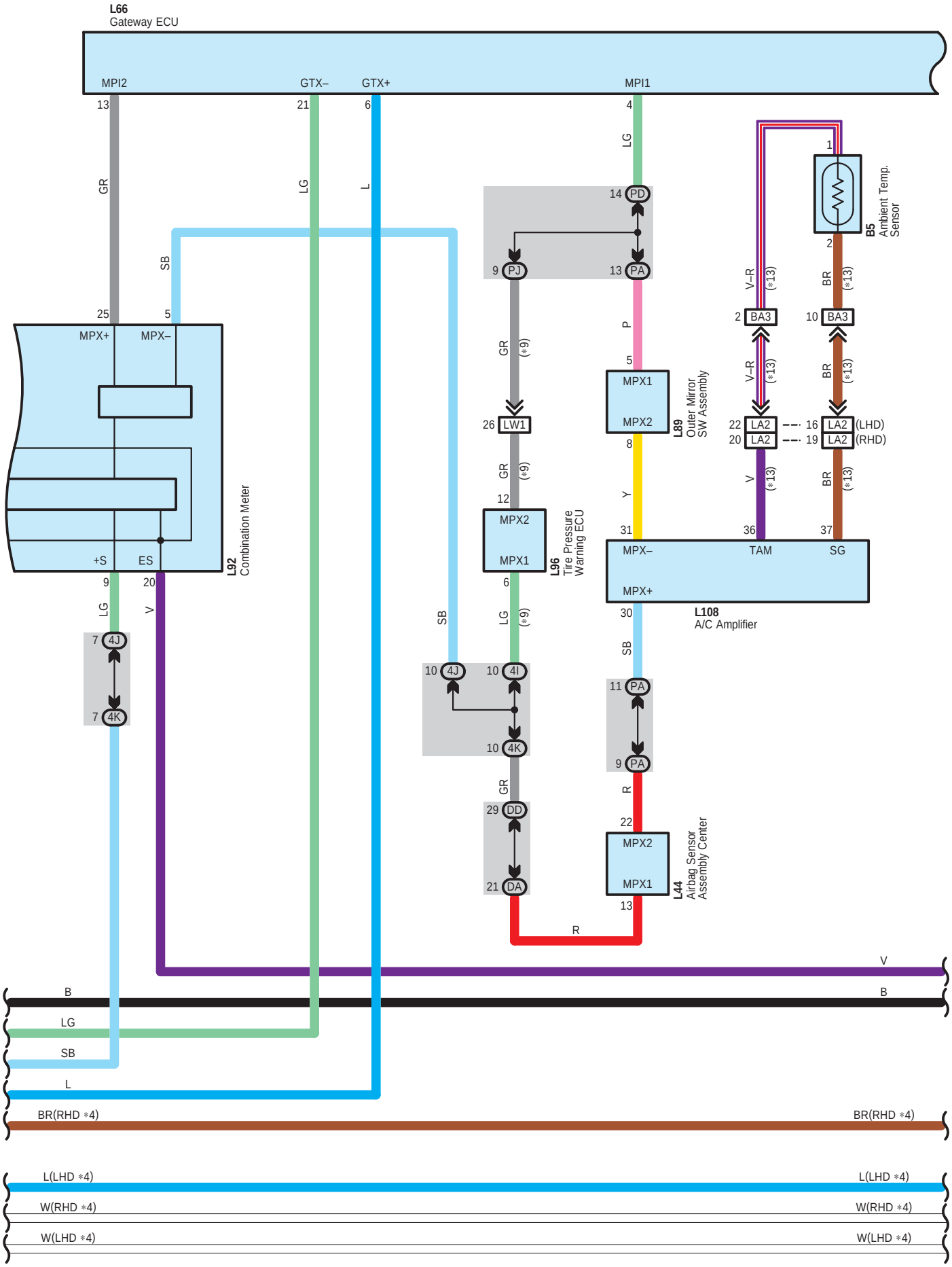
L66
Gateway ECU
MPI2
GTX–
GTX+
MPI1
13
21
6
4
GR
LG
L
LG
14 PD
9 PJ
13 PA
SB
25
5
MPX+
MPX–
P
GR (*9)
5
MPX1
MPX2
L89
Outer Mirror SW Assembly
26 LW1
8
GR (*9)
12
MPX2
MPX1
L96
Tire Pressure Warning ECU
Y
31
MPX–
MPX+
L92
Combination Meter
+S
ES
9
20
6
LG
V
SB
LG (*9)
7 4J
7 4K
10 4J
10 4I
10 4K
30
L108
A/C Amplifier
SB
11 PA
9 PA
R
GR
29 DD
21 DA
22
MPX2
MPX1
13
L44
Airbag Sensor Assembly Center
R
V–R (*13)
BR (*13)
1
2
B5
Ambient Temp. Sensor
2 BA3
10 BA3
V–R (*13)
BR (*13)
22 LA2
20 LA2
16 LA2 (LHD)
19 LA2 (RHD)
V (*13)
BR (*13)
36
TAM
37
SG
V
B
B
LG
SB
L
BR(RHD *4)
BR(RHD *4)
L(LHD *4)
L(LHD *4)
W(RHD *4)
W(RHD *4)
W(LHD *4)
W(LHD *4)

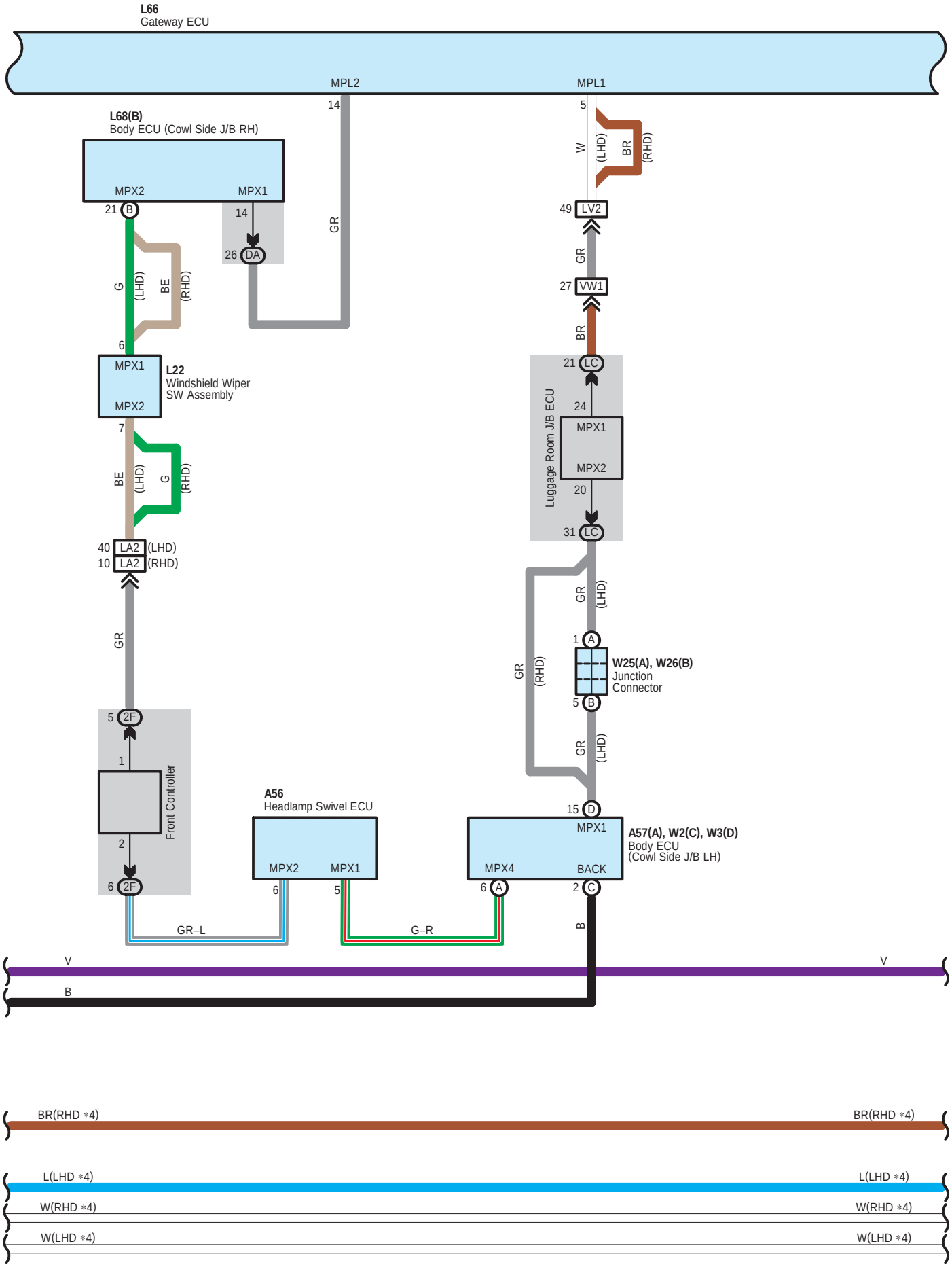
L66
Gateway ECU
MPL2
MPL1
L68(B)
Body ECU (Cowl Side J/B RH)
MPX2
MPX1
21 B
14
26 DA
GR
G
(LHD)
BE
(RHD)
6
MPX1
L22
Windshield Wiper
SW Assembly
MPX2
7
BE
(LHD)
G
(RHD)
40 LA2 (LHD)
10 LA2 (RHD)
GR
5 2F
1
Front Controller
2
6 2F
A56
Headlamp Swivel ECU
MPX2
MPX1
6
5
GR–L
G–R
5
W
(LHD)
BR
(RHD)
49 LV2
GR
27 VW1
BR
21 LC
24
MPX1
MPX2
20
31 LC
Luggage Room J/B ECU
GR
(LHD)
1 A
W25(A), W26(B)
Junction
Connector
5 B
GR
(RHD)
GR
(LHD)
15 D
MPX1
A57(A), W2(C), W3(D)
Body ECU
(Cowl Side J/B LH)
MPX4
BACK
6 A
2 C
B
V
V
B
BR(RHD ∗4)
BR(RHD ∗4)
L(LHD ∗4)
L(LHD ∗4)
W(RHD ∗4)
W(RHD ∗4)
W(LHD ∗4)
W(LHD ∗4)

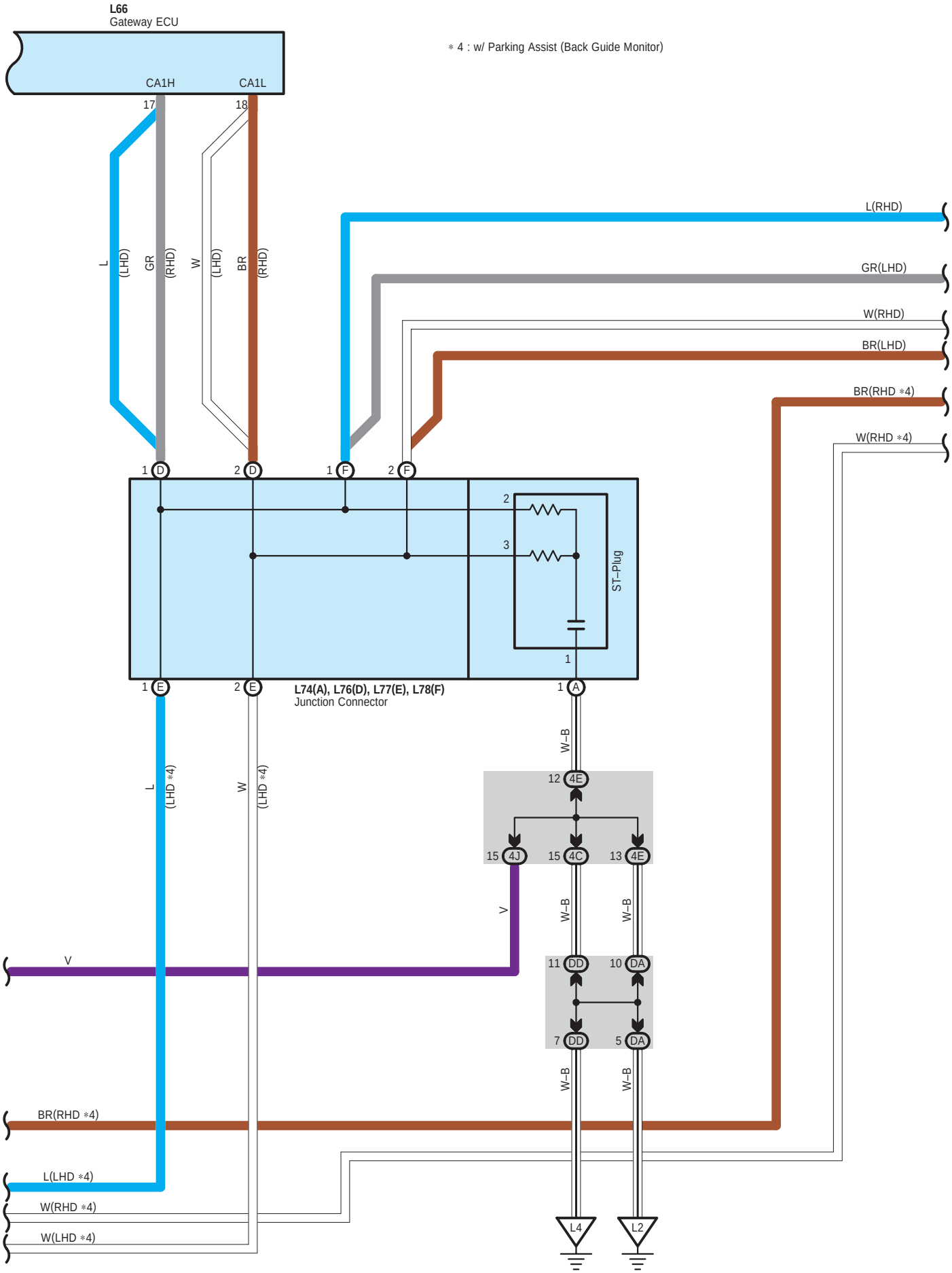
L66
Gateway ECU
∗ 4 : w/ Parking Assist (Back Guide Monitor)
CA1H
CA1L
17
18
L (LHD)
GR (RHD)
W (LHD)
BR (RHD)
L(RHD)
GR(LHD)
W(RHD)
BR(LHD)
BR(RHD ∗4)
W(RHD ∗4)
1 D
2 D
1 F
2 F
2
3
1
ST–Plug
1 E
2 E
1 A
L74(A), L76(D), L77(E), L78(F)
Junction Connector
W–B
12 4E
15 4J
15 4C
13 4E
V
11 DD
10 DA
7 DD
5 DA
L (LHD ∗4)
W (LHD ∗4)
V
BR(RHD ∗4)
L(LHD ∗4)
W(RHD ∗4)
W(LHD ∗4)
L4
L2

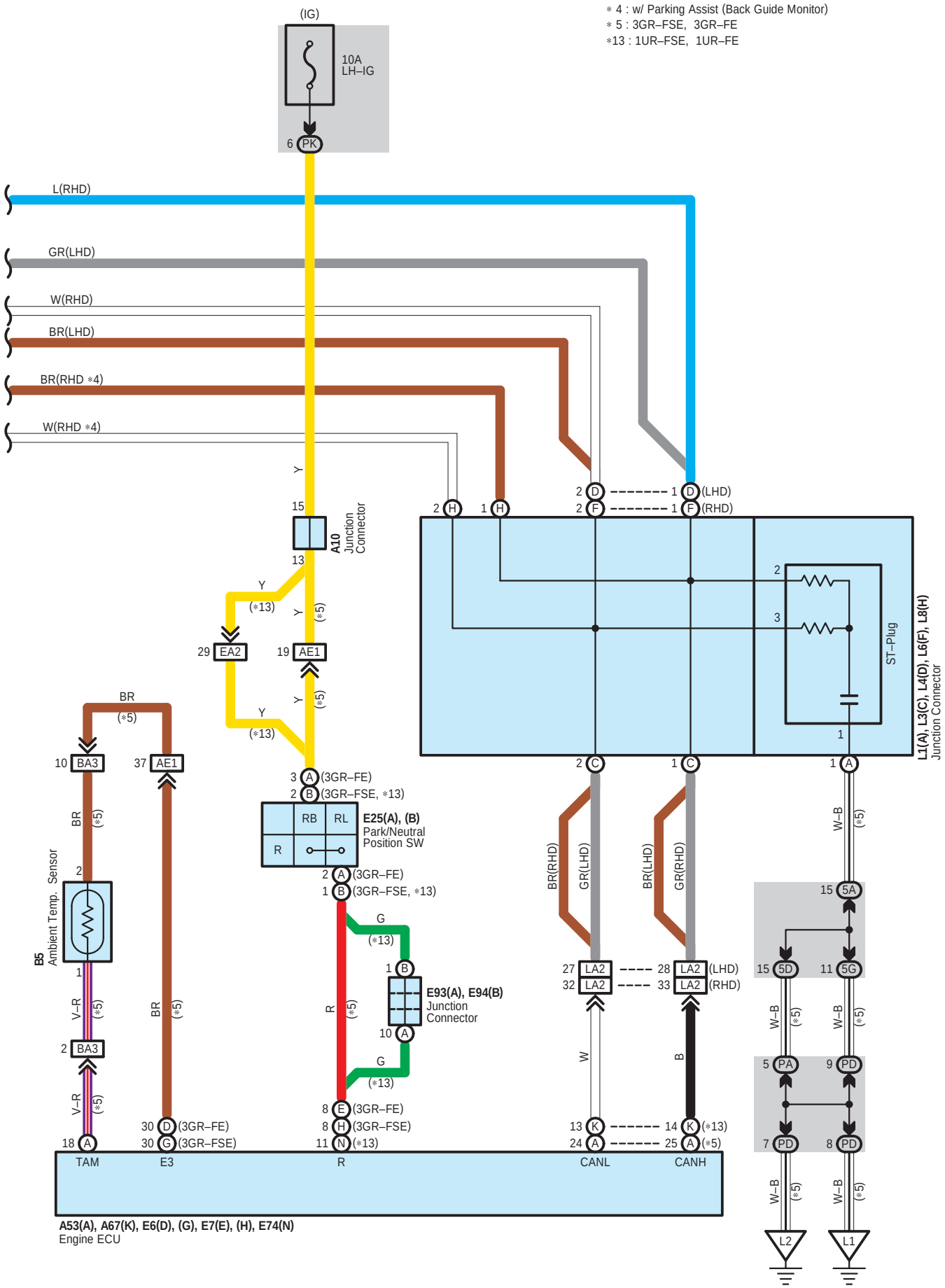
∗ 4 : w/ Parking Assist (Back Guide Monitor)
∗ 5 : 3GR–FSE, 3GR–FE
∗13 : 1UR–FSE, 1UR–FE
(IG)
10A
LH–IG
6 PK
L(RHD)
GR(LHD)
W(RHD)
BR(LHD)
BR(RHD ∗4)
W(RHD ∗4)
A10
Junction
Connector
15
13
Y
(∗13)
(∗5)
29 EA2
19 AE1
BR
(∗5)
10 BA3
37 AE1
B5
Ambient Temp. Sensor
V–R
2 BA3
18 A
TAM
30 D (3GR–FE)
30 G (3GR–FSE)
E3
3 A (3GR–FE)
2 B (3GR–FSE, ∗13)
RB
RL
R
E25(A), (B)
Park/Neutral
Position SW
2 A (3GR–FE)
1 B (3GR–FSE, ∗13)
G
(∗13)
E93(A), E94(B)
Junction
Connector
10 A
R
8 E (3GR–FE)
8 H (3GR–FSE)
11 N (∗13)
2 D
2 F
1 D (LHD)
1 F (RHD)
2 H
1 H
2
3
1
ST–Plug
L1(A), L3(C), L4(D), L6(F), L8(H)
Junction Connector
2 C
1 C
1 A
BR(RHD)
GR(LHD)
BR(LHD)
GR(RHD)
27 LA2
32 LA2
28 LA2 (LHD)
33 LA2 (RHD)
W
B
13 K
24 A
14 K (∗13)
25 A (∗5)
CANL
CANH
W–B
15 5A
15 5D
11 5G
5 PA
9 PD
7 PD
8 PD
L2
L1
A53(A), A67(K), E6(D), (G), E7(E), (H), E74(N)
Engine ECU

A 10
Blue

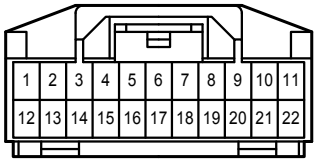

A 13
Black

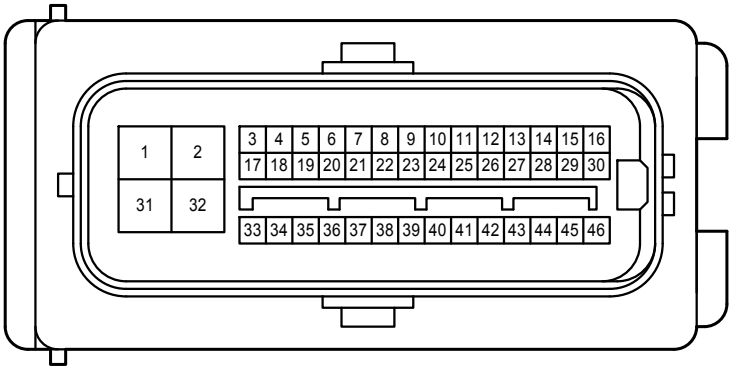

A 15
Gray

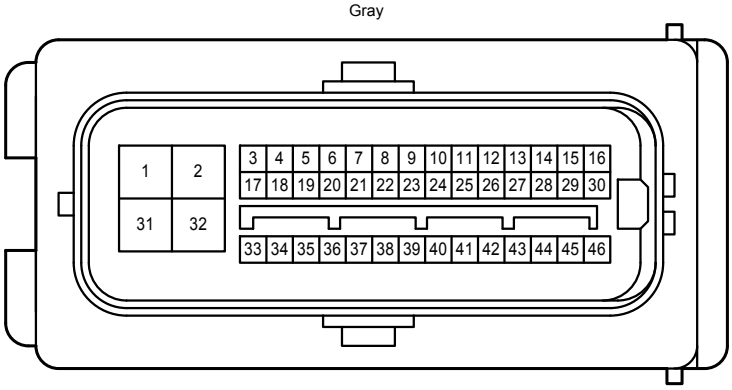

A 33
Black

A 34
Blue

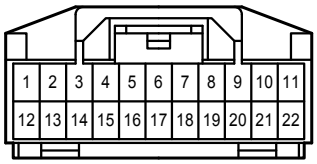

A 35
Blue

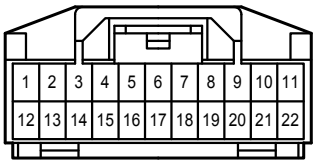

A 53
White



A 56
White

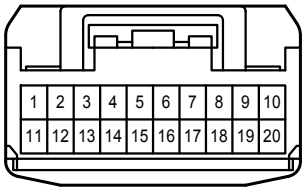

A 57
White

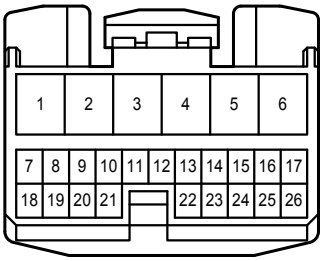

A 63
Gray

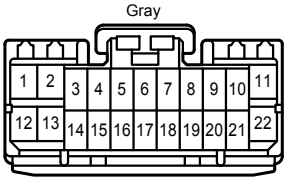

A 67
White

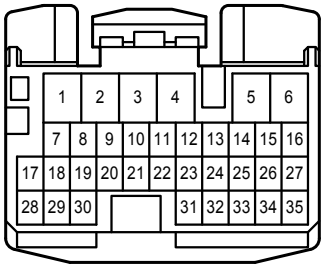

B 5
Black

E 6
White



(From Jul. 2006 Production, Before Jul. 2006 Production 3GR-FSE)

E 6
White

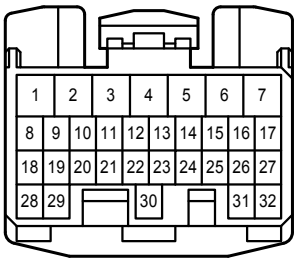

(Before Jul. 2006 Production Except 3GR-FSE)

E 7
White

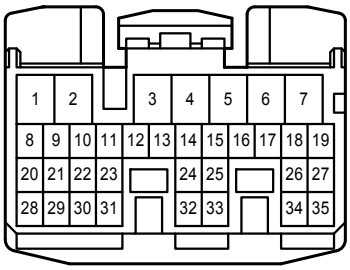

(From Jul. 2006 Production, Before Jul. 2006 Production 3GR-FSE)

E 7
White

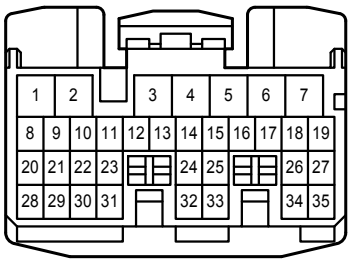

(Before Jul. 2006 Production Except 3GR-FSE)

E 25
Gray

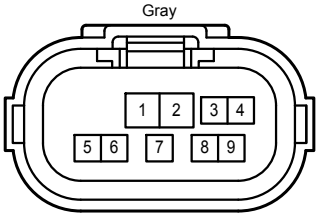

(1UR-FSE, 3GR-FSE, 2GR-FSE)

E 25
Gray

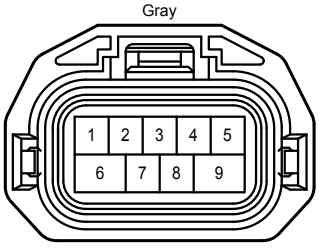

(3UZ-FE, 3GR-FE)

E 74
White

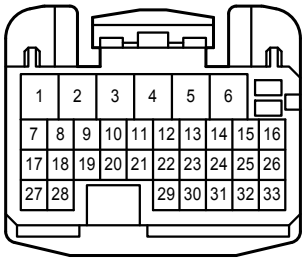

E 93
Blue

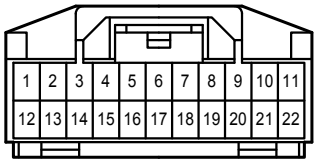

E 94
Blue

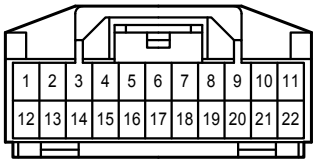

L 1
White

L 3
White

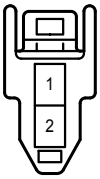

L 4
White

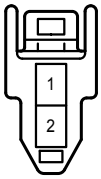

L 6
White

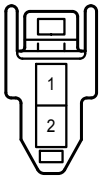

L 8
White

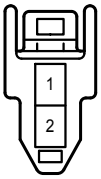

L 16
White

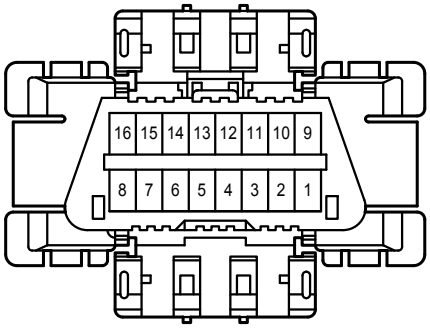

L 22
White

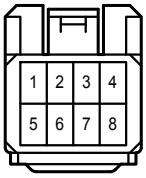

L 23
White



L 44
Yellow

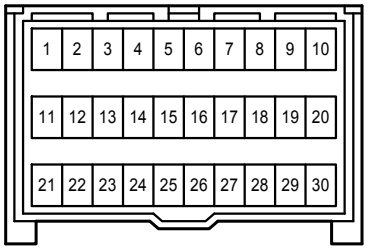

L 54
White

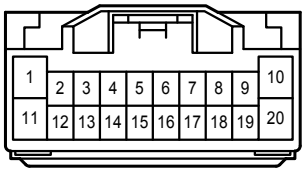

L 55
White

L 62
White



L 66
White

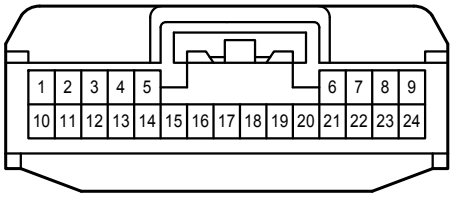

L 68
White

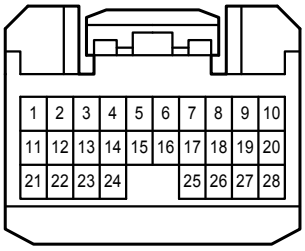

L 74
White

L 76
White

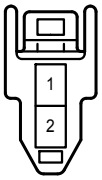

L 77
White

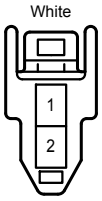

L 78
White

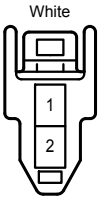

L 89
White

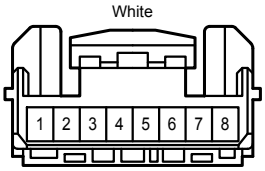

L 91
Black

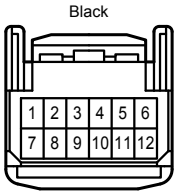

L 92
White

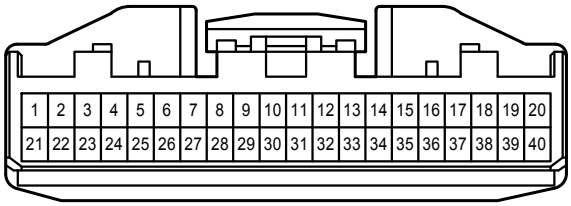

L 96
Black

L 97
White

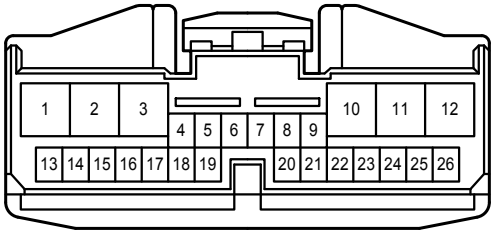

L 98
White

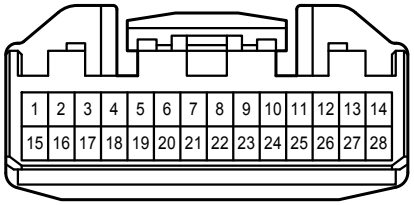

L 99
White

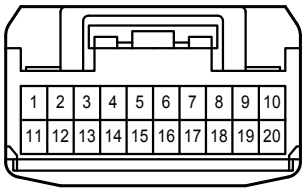

L101
Black

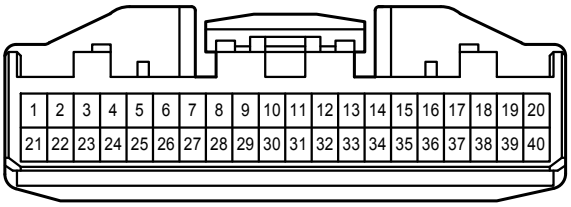

L102
Black

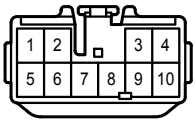

L108
White

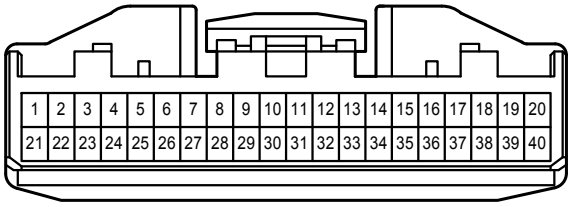

L109
White

L110
White

L111
Blue

L112
Blue

L113
White

L121
Gray

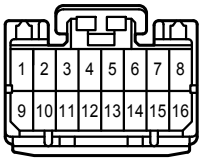

M 2
White



N 1
Gray

N 2
White

O 1
Gray

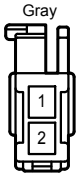

O 2
White

P 1
White

Q 1
White

T 4
White

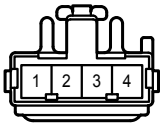

U 4
White

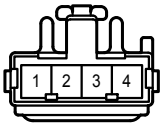

V 9
White

V 17
White



V 21
White

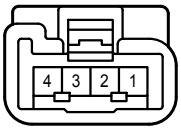

V 22
White



V 23
White



V 30
White

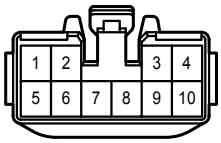

V 31
White

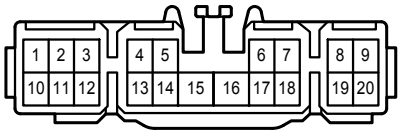

V 41
White

V 42
White

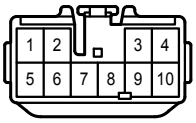

V 47
White

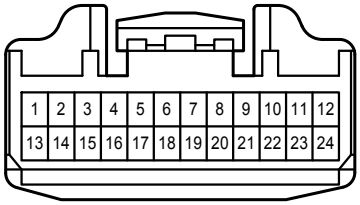

V 49
White



W 2
White

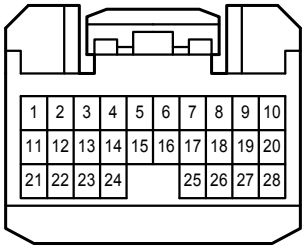

W 3
White

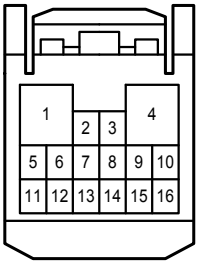

W 11
White

W 20
White



W 25
Gray

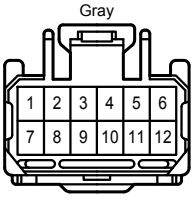

W 26
Gray

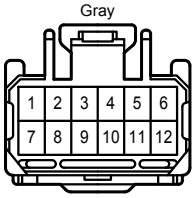

W 29
White

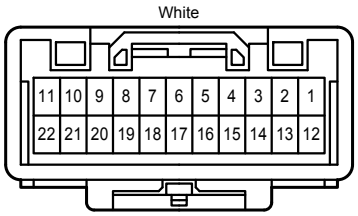

Y 12
White

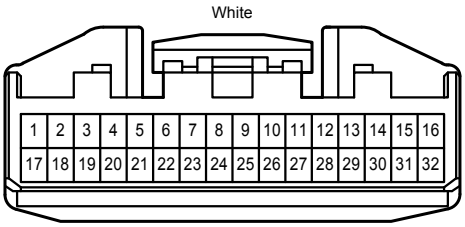

a 1
White

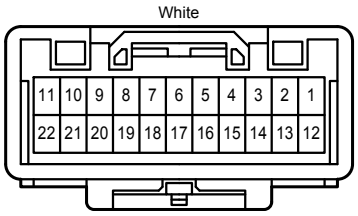

a 8
White

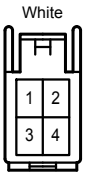

u 1
Blue

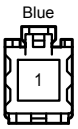

w 1
Blue

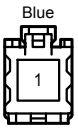

x 1
White

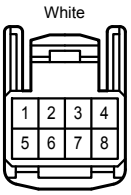

x 2
Blue

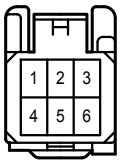

z 4
White

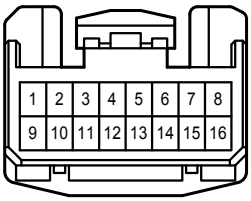

z 12
Blue

2F
Black

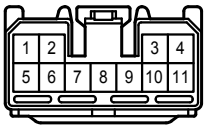

4C
White

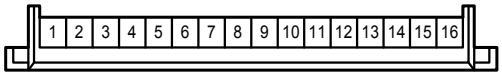

4D
White

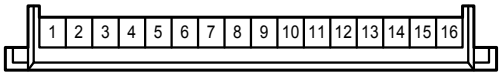

4E
White

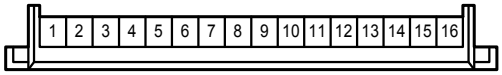

4I
White

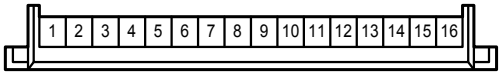

4J
White

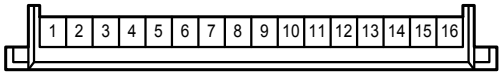

4K
White

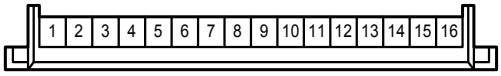

4M
White

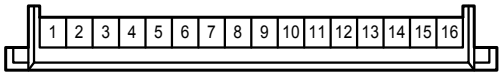

5A
White

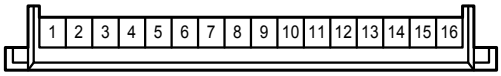

5B
White

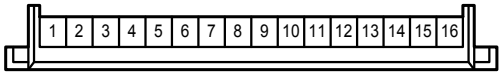

5C
White

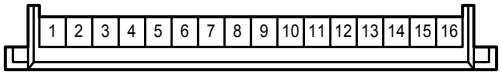

5D
White

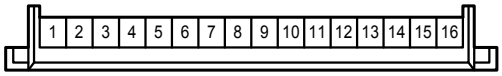

5G
White

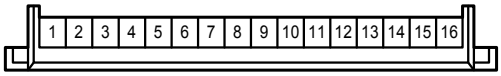

5H
White

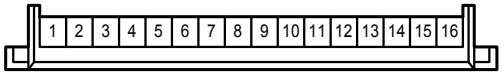

5I
White

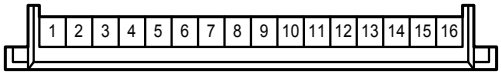

5K
White

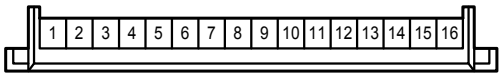

DA
White

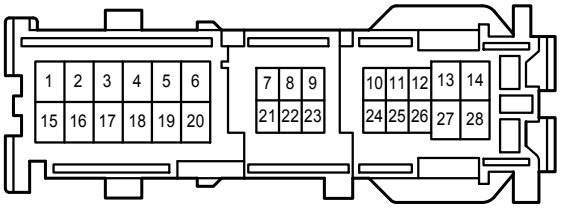

DD
White

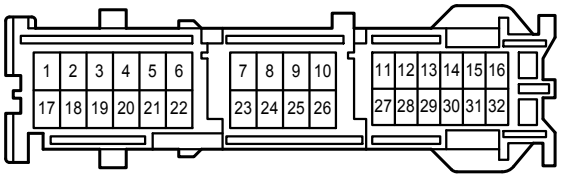

DJ
Gray

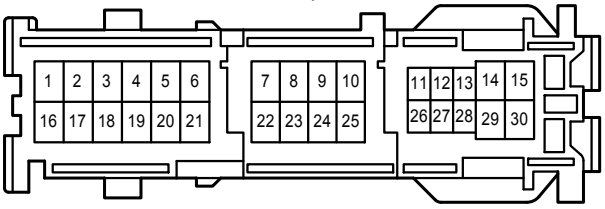

DK
Gray



DL
Gray

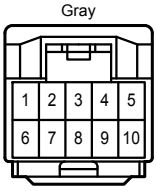

LC
White

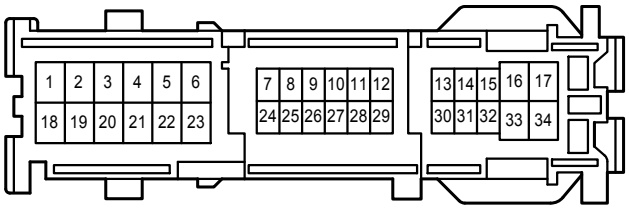

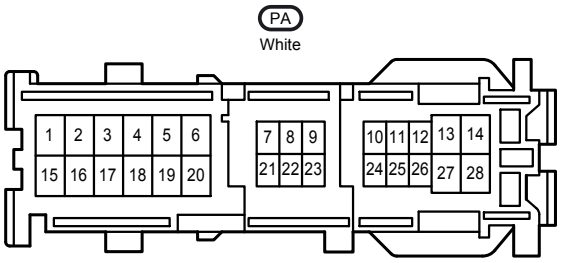
PA
White
1 2 3 4 5 6
15 16 17 18 19 20
7 8 9
21 22 23
10 11 12 13 14
24 25 26 27 28

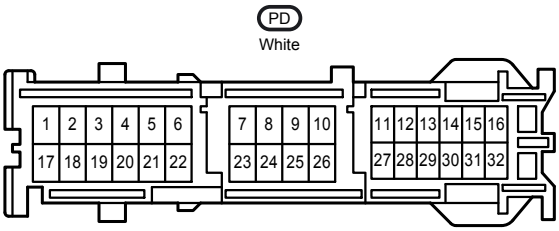
PD
White
1 2 3 4 5 6
17 18 19 20 21 22
7 8 9 10
23 24 25 26
11 12 13 14 15 16
27 28 29 30 31 32

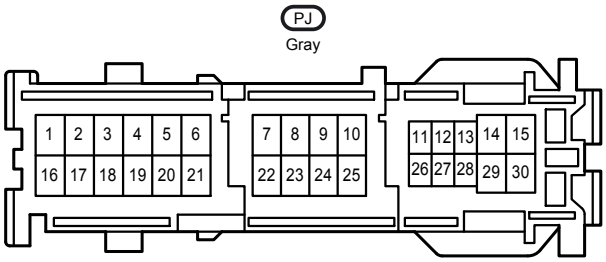
PJ
Gray
1 2 3 4 5 6
16 17 18 19 20 21
7 8 9 10
22 23 24 25
11 12 13 14 15
26 27 28 29 30

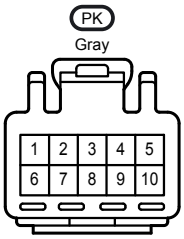
PK
Gray
1 2 3 4 5
6 7 8 9 10

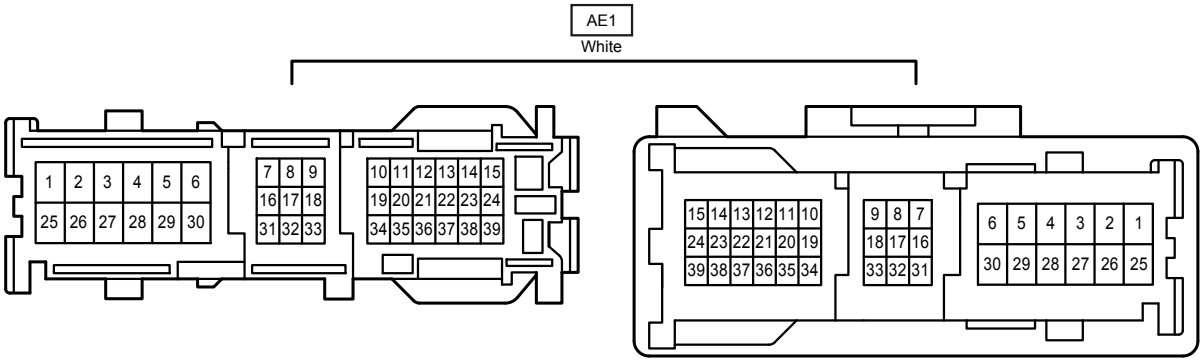
AE1
White
1 2 3 4 5 6
25 26 27 28 29 30
7 8 9
16 17 18
31 32 33
10 11 12 13 14 15
19 20 21 22 23 24
34 35 36 37 38 39
15 14 13 12 11 10
24 23 22 21 20 19
39 38 37 36 35 34
9 8 7
18 17 16
33 32 31
6 5 4 3 2 1
30 29 28 27 26 25

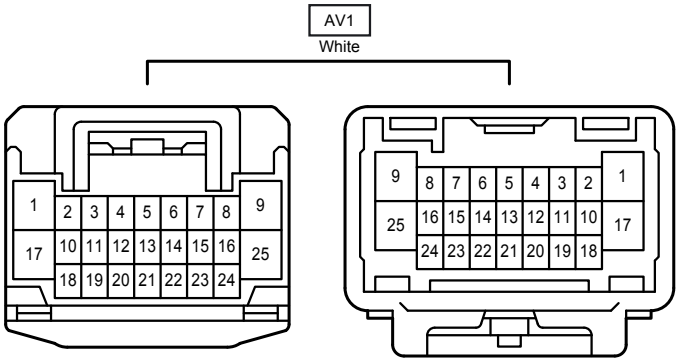
AV1
White
1
17
2 3 4 5 6 7 8
10 11 12 13 14 15 16
18 19 20 21 22 23 24
9
25
9
25
8 7 6 5 4 3 2
16 15 14 13 12 11 10
24 23 22 21 20 19 18
1
17

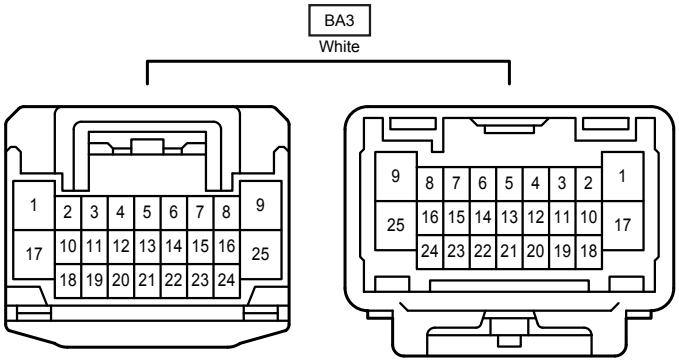
BA3
White
1
17
2 3 4 5 6 7 8
10 11 12 13 14 15 16
18 19 20 21 22 23 24
9
25
9
25
8 7 6 5 4 3 2
16 15 14 13 12 11 10
24 23 22 21 20 19 18
1
17

EA2
White

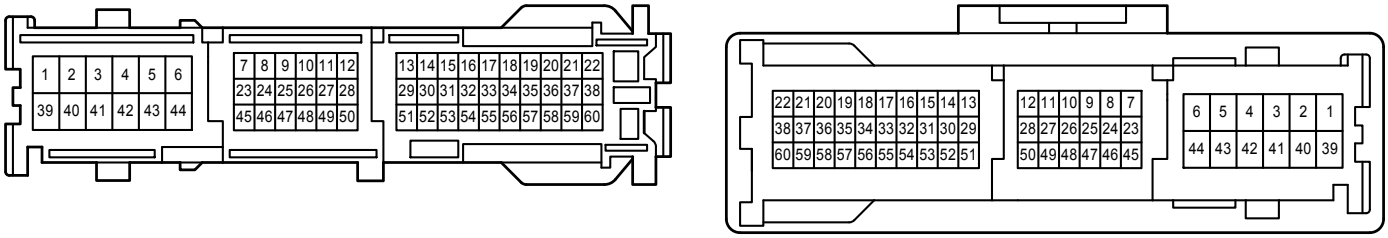

LA2
White

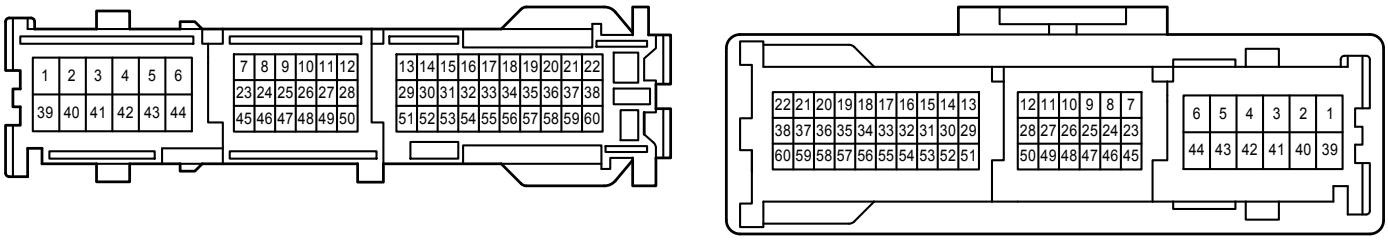

LA3
White

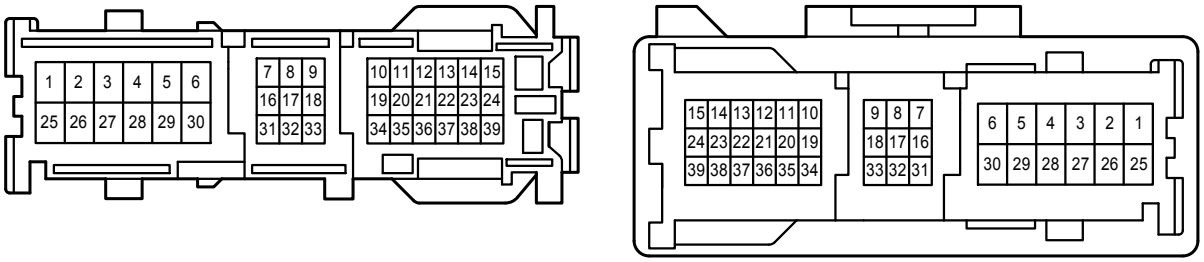

LM1
White

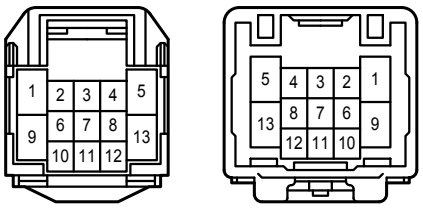

LV1
White

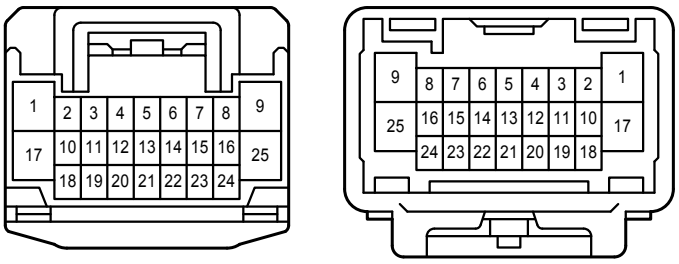

LV2
White

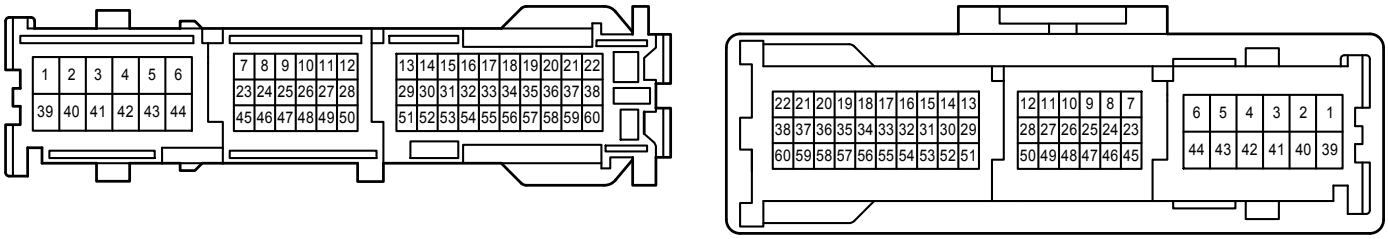

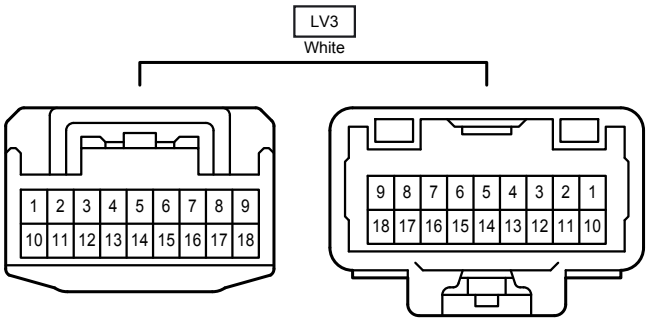
LV3
White

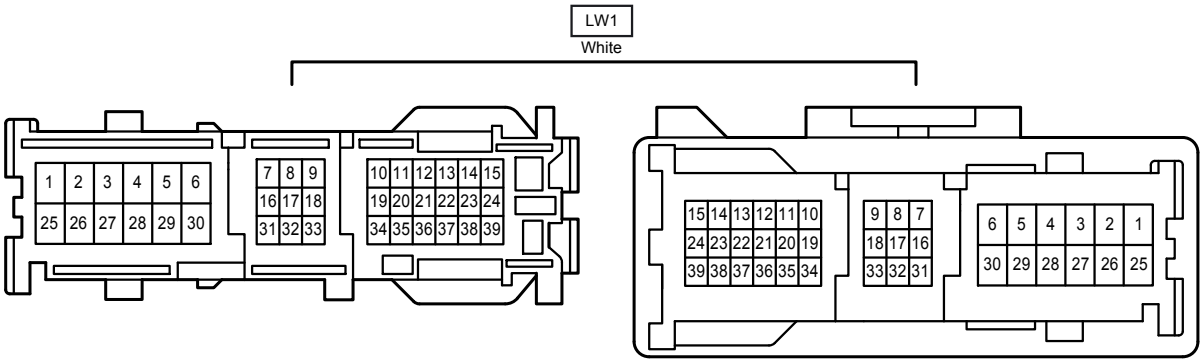
LW1
White

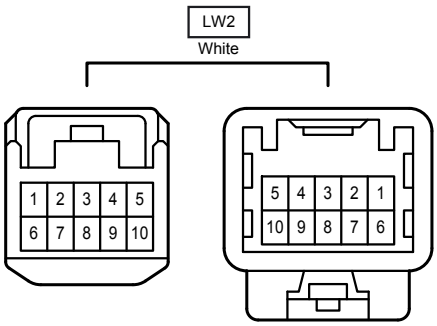
LW2
White

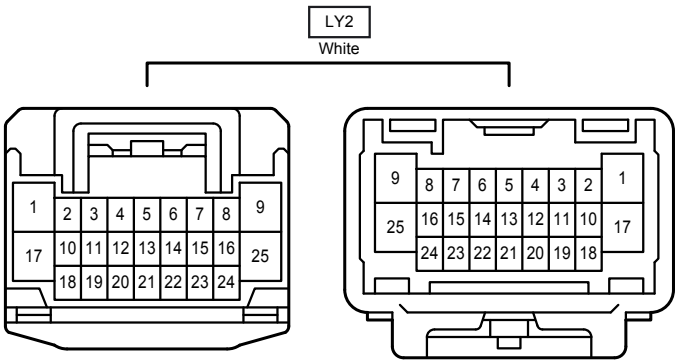
LY2
White

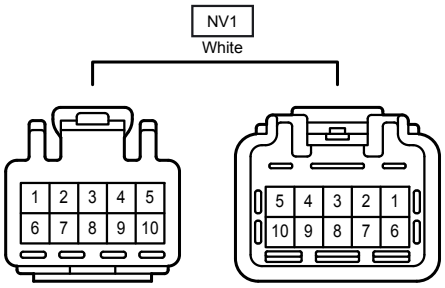
NV1
White

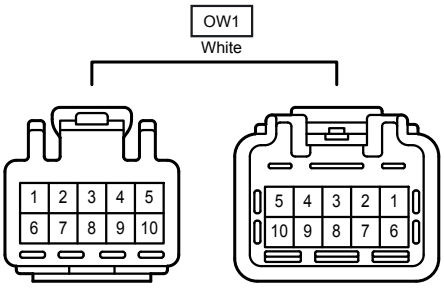
OW1
White

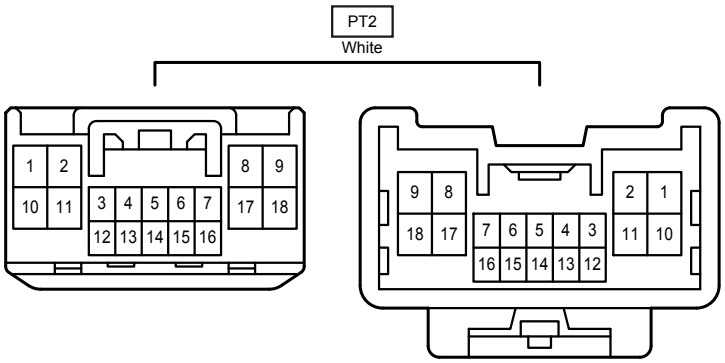
PT2
White

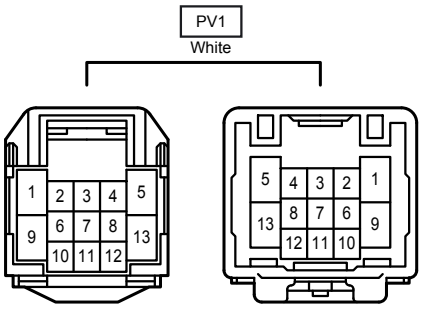
PV1
White

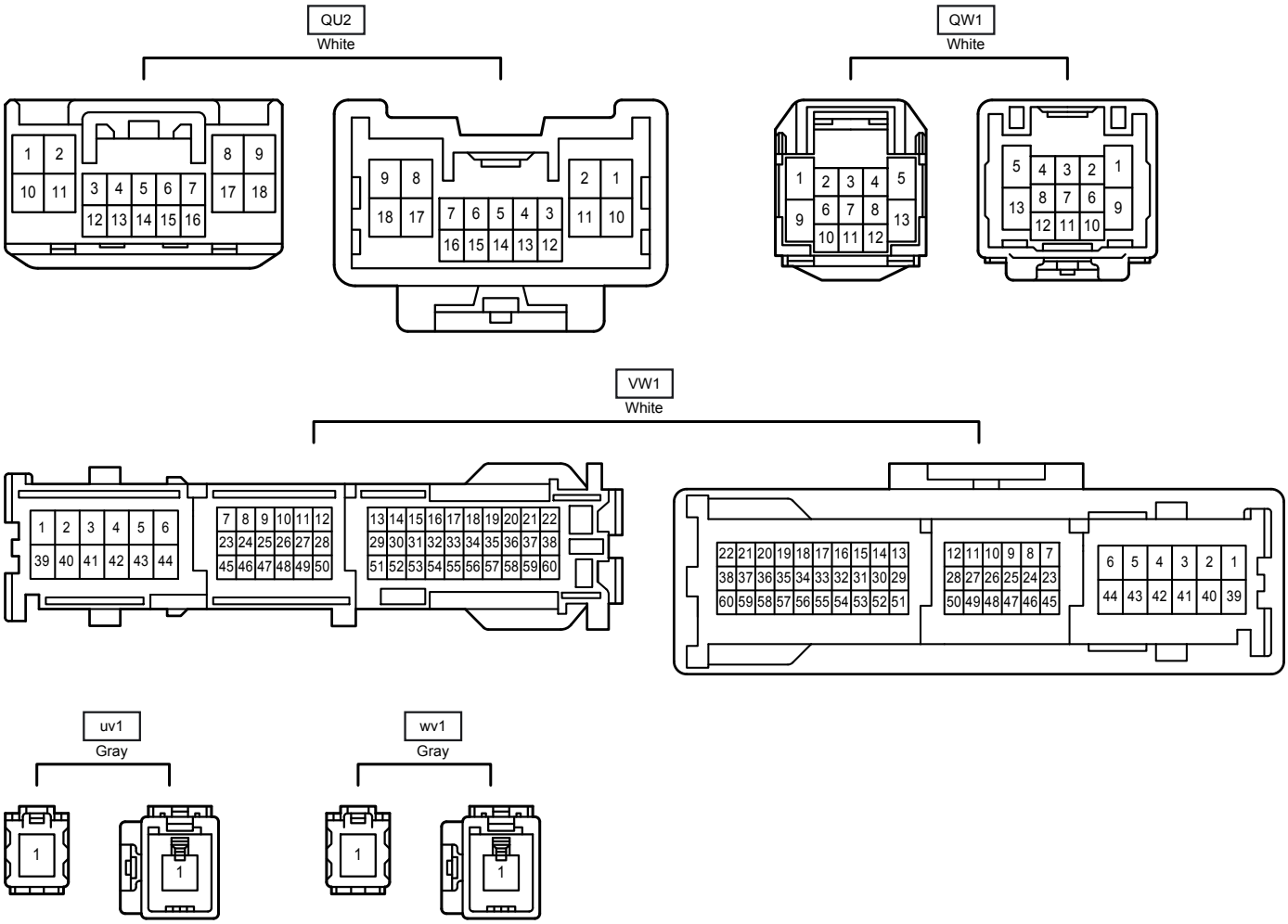
QU2
White
QW1
White
VW1
White
uv1
Gray
wv1
Gray