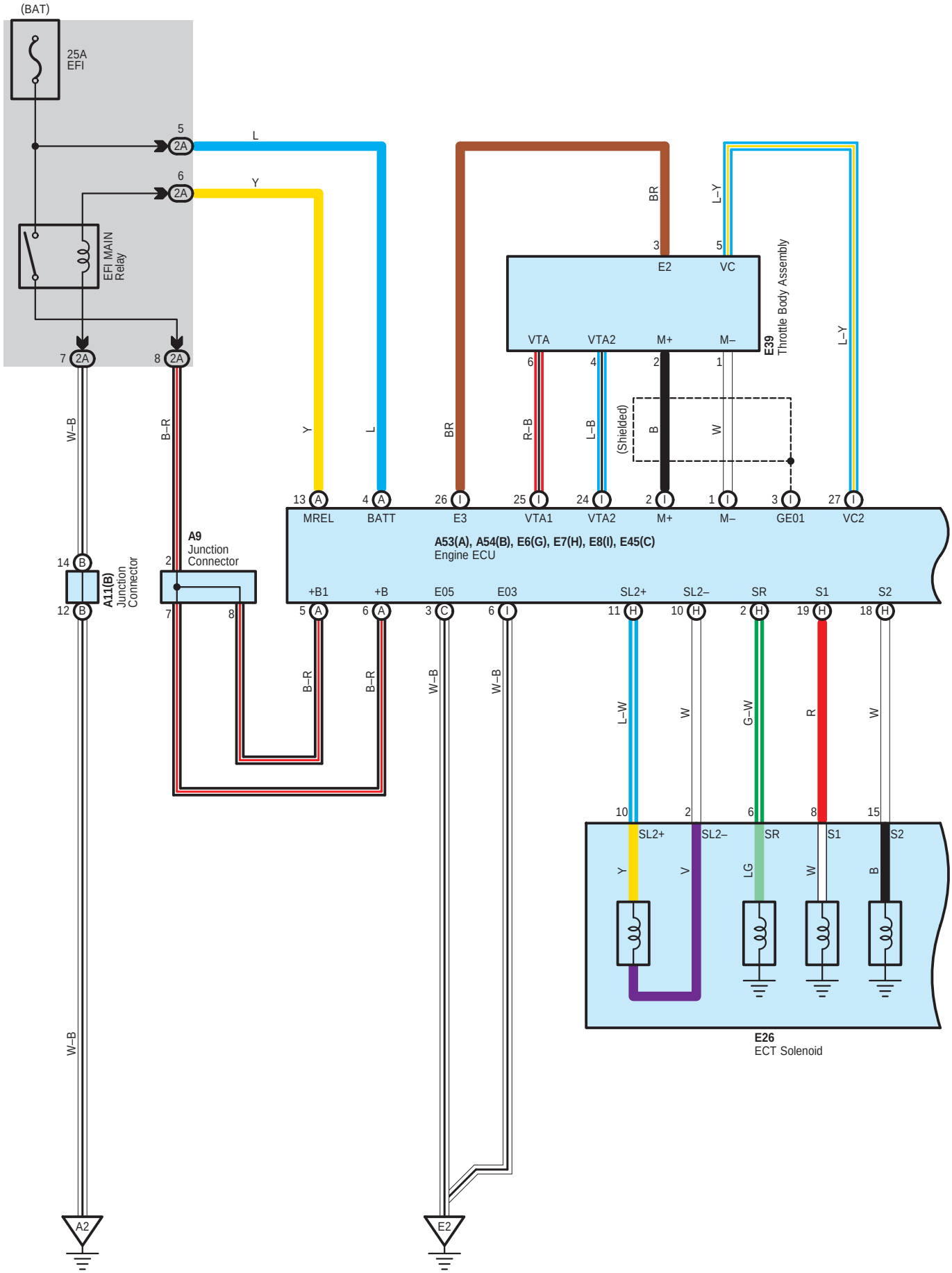
(BAT)
25A
EFI
5
2A
6
2A
EFI MAIN
Relay
7
2A
8
2A
L
Y
W–B
B–R
Y
L
BR
R–B
L–B
(Shielded)
B
W
BR
L–Y
3
5
E2
VC
VTA
VTA2
M+
M–
6
4
2
1
E39
Throttle Body Assembly
L–Y
13
4
26
25
24
2
1
3
27
MREL
BATT
E3
VTA1
VTA2
M+
M–
GE01
VC2
A53(A), A54(B), E6(G), E7(H), E8(I), E45(C)
Engine ECU
A9
Junction
Connector
14
12
A11(B)
Junction
Connector
2
7
8
+B1
+B
E05
E03
SL2+
SL2–
SR
S1
S2
5
6
3
6
11
10
2
19
18
B–R
B–R
W–B
W–B
L–W
W
G–W
R
W
10
2
6
8
15
SL2+
SL2–
SR
S1
S2
Y
V
LG
W
B
E26
ECT Solenoid
W–B
A2
E2

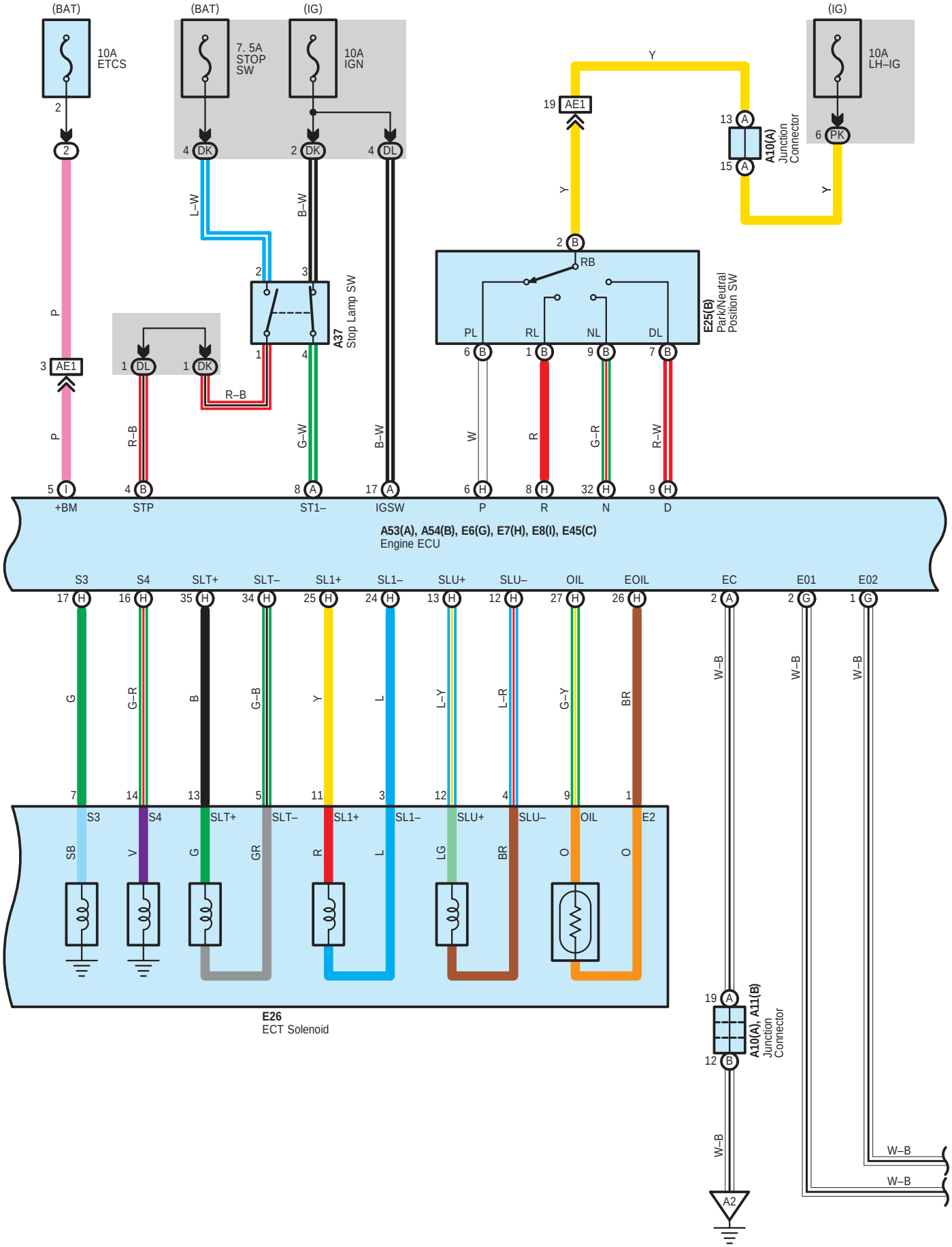
(BAT)
10A
ETCS
(BAT)
7. 5A
STOP
SW
(IG)
10A
IGN
(IG)
10A
LH–IG
AE1
A37
Stop Lamp SW
A10(A)
Junction
Connector
E25(B)
Park/Neutral
Position SW
PL
RL
NL
DL
RB
+BM
STP
ST1–
IGSW
P
R
N
D
A53(A), A54(B), E6(G), E7(H), E8(I), E45(C)
Engine ECU
S3
S4
SLT+
SLT–
SL1+
SL1–
SLU+
SLU–
OIL
EOIL
EC
E01
E02
E2
E26
ECT Solenoid
A10(A), A11(B)
Junction
Connector
A2

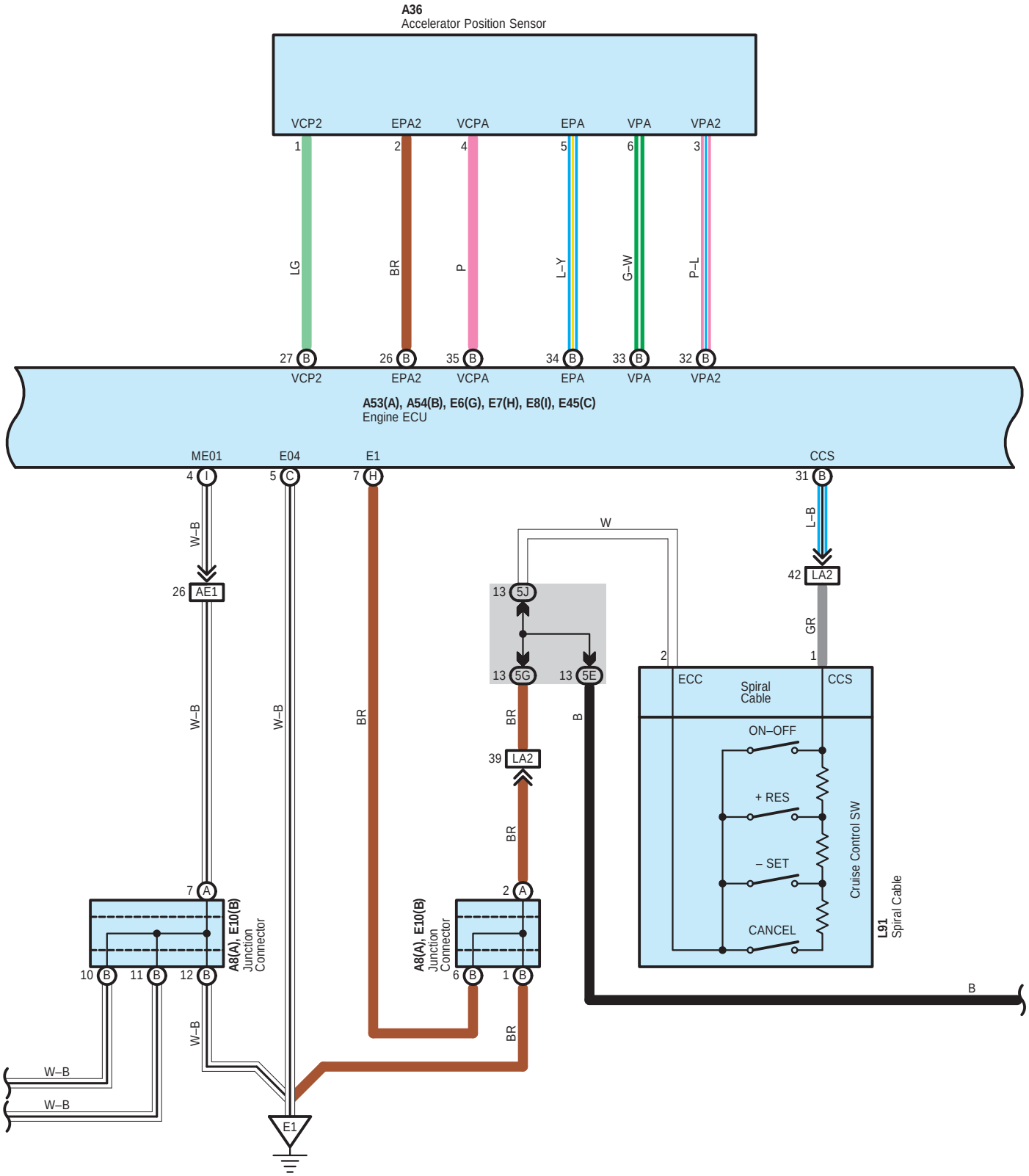
A36
Accelerator Position Sensor
VCP2
EPA2
VCPA
EPA
VPA
VPA2
1
2
4
5
6
3
LG
BR
P
L–Y
G–W
P–L
27 B
26 B
35 B
34 B
33 B
32 B
VCP2
EPA2
VCPA
EPA
VPA
VPA2
A53(A), A54(B), E6(G), E7(H), E8(I), E45(C)
Engine ECU
ME01
E04
E1
CCS
4 I
5 C
7 H
31 B
W–B
L–B
W
26 AE1
42 LA2
13 5J
GR
2
1
13 5G
13 5E
ECC
Spiral
Cable
CCS
W–B
W–B
BR
BR
B
ON–OFF
39 LA2
+ RES
BR
– SET
7 A
2 A
A8(A), E10(B)
Junction
Connector
A8(A), E10(B)
Junction
Connector
Cruise Control SW
CANCEL
L91
Spiral Cable
10 B
11 B
12 B
6 B
1 B
B
W–B
BR
W–B
W–B
E1

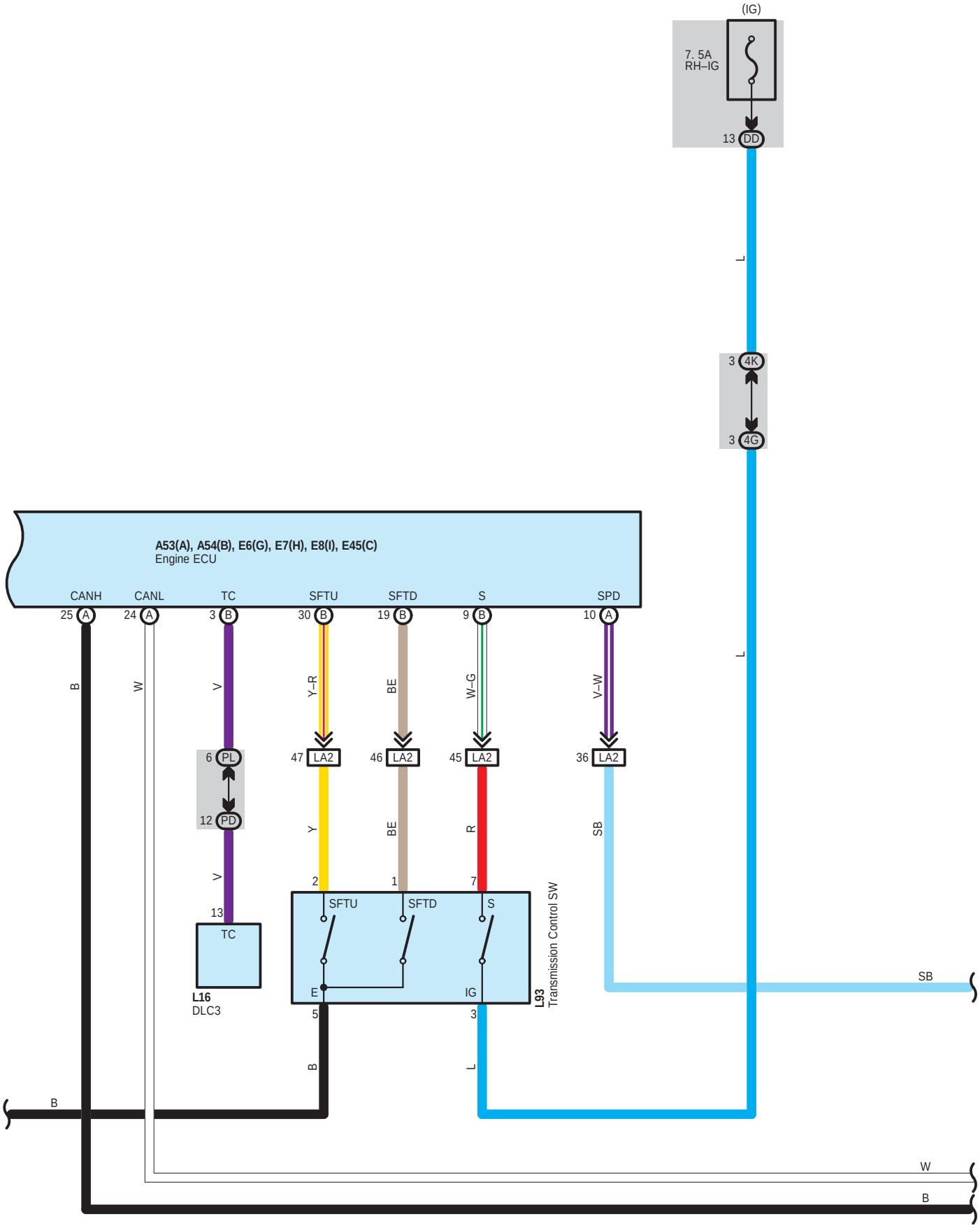
(IG)
7. 5A
RH–IG
13 DD
L
3 4K
3 4G
L
A53(A), A54(B), E6(G), E7(H), E8(I), E45(C)
Engine ECU
CANH
CANL
TC
SFTU
SFTD
S
SPD
25 A
24 A
3 B
30 B
19 B
9 B
10 A
B
W
V
Y–R
BE
W–G
V–W
6 PL
12 PD
47 LA2
46 LA2
45 LA2
36 LA2
Y
BE
R
SB
V
2
1
7
13
TC
SFTU
SFTD
S
E
IG
5
3
B
L
L16
DLC3
L93
Transmission Control SW
SB
B
W
B

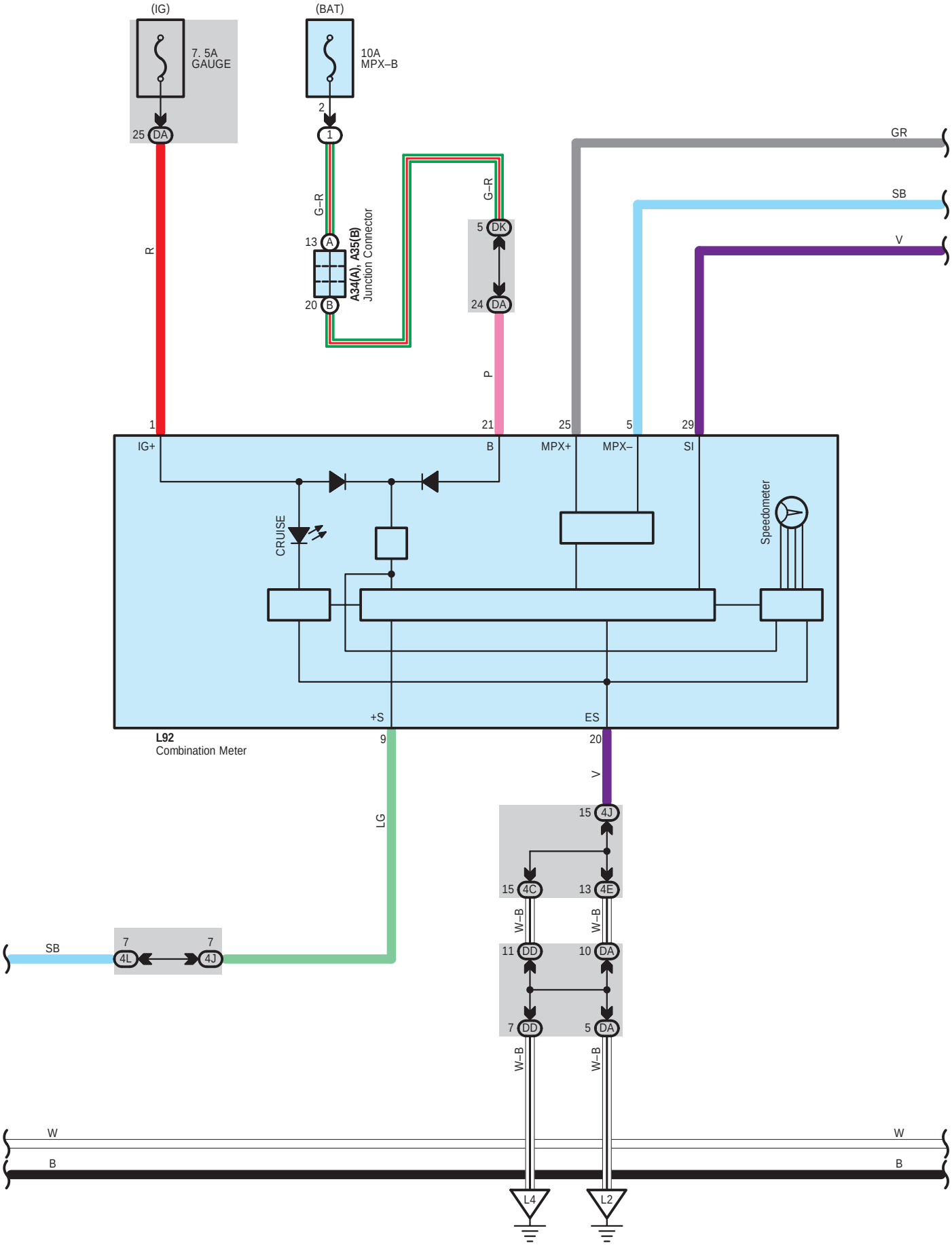
(IG)
7. 5A
GAUGE
25 DA
(BAT)
10A
MPX–B
2
1
G–R
13 A
20 B
A34(A), A35(B)
Junction Connector
G–R
5 DK
24 DA
P
R
GR
SB
V
1
IG+
21
B
25
MPX+
5
MPX–
29
SI
CRUISE
Speedometer
+S
ES
L92
Combination Meter
9
20
V
LG
15 4J
15 4C
13 4E
W–B
W–B
SB
7
4L
7
4J
11 DD
10 DA
7 DD
5 DA
W–B
W–B
W
W
B
B
L4
L2

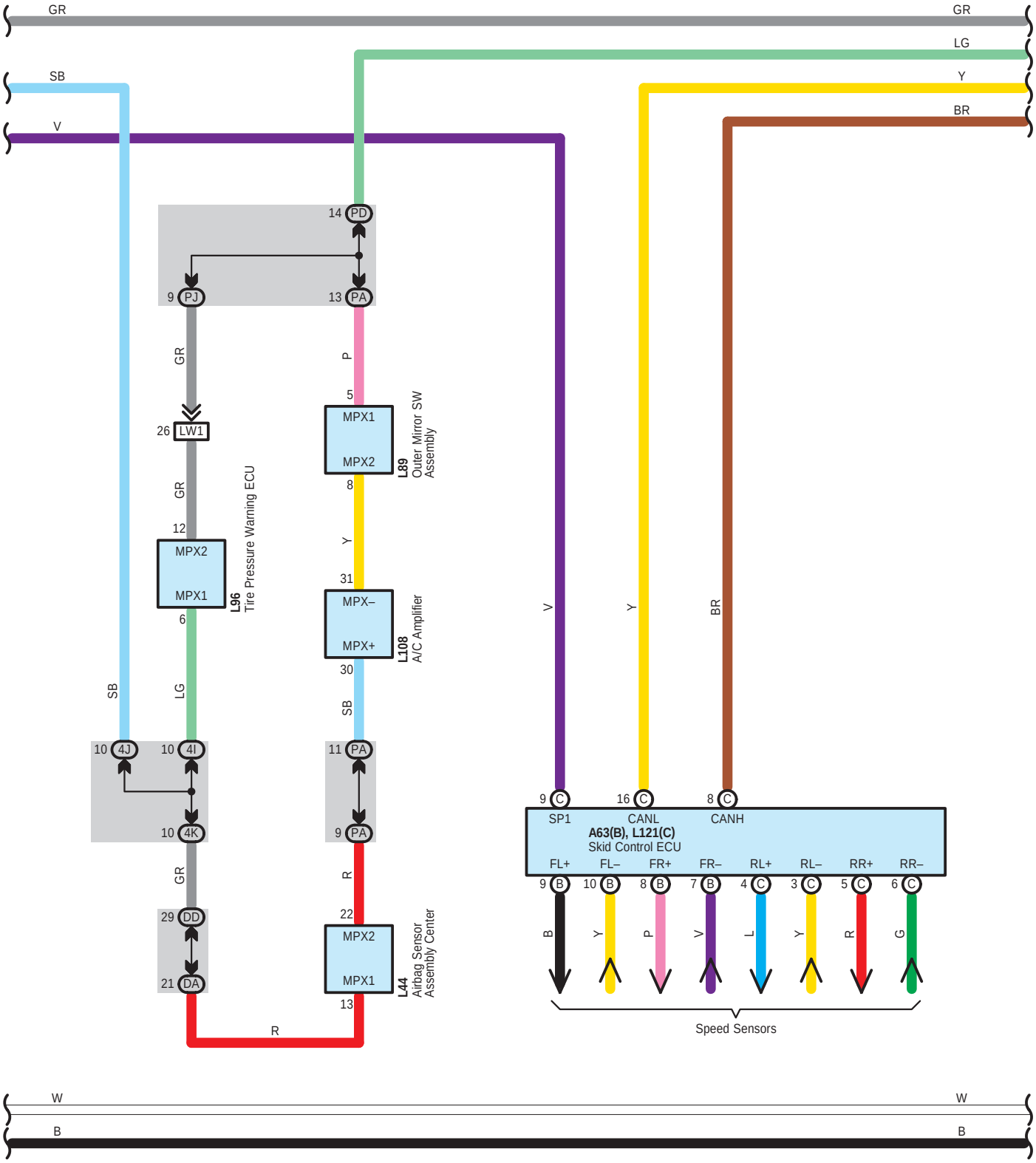
GR
GR
LG
SB
Y
V
BR
14 PD
9 PJ
13 PA
GR
P
5
26 LW1
MPX1
MPX2
L89
Outer Mirror SW Assembly
GR
8
12
MPX2
MPX1
L96
Tire Pressure Warning ECU
Y
31
MPX–
MPX+
L108
A/C Amplifier
6
30
SB
LG
SB
10 4J
10 4I
11 PA
10 4K
9 PA
V
Y
BR
9 C
16 C
8 C
SP1
CANL
CANH
A63(B), L121(C)
Skid Control ECU
FL+
FL–
FR+
FR–
RL+
RL–
RR+
RR–
9 B
10 B
8 B
7 B
4 C
3 C
5 C
6 C
GR
R
22
29 DD
MPX2
MPX1
L44
Airbag Sensor Assembly Center
21 DA
13
R
B
Y
P
V
L
Y
R
G
Speed Sensors
W
W
B
B

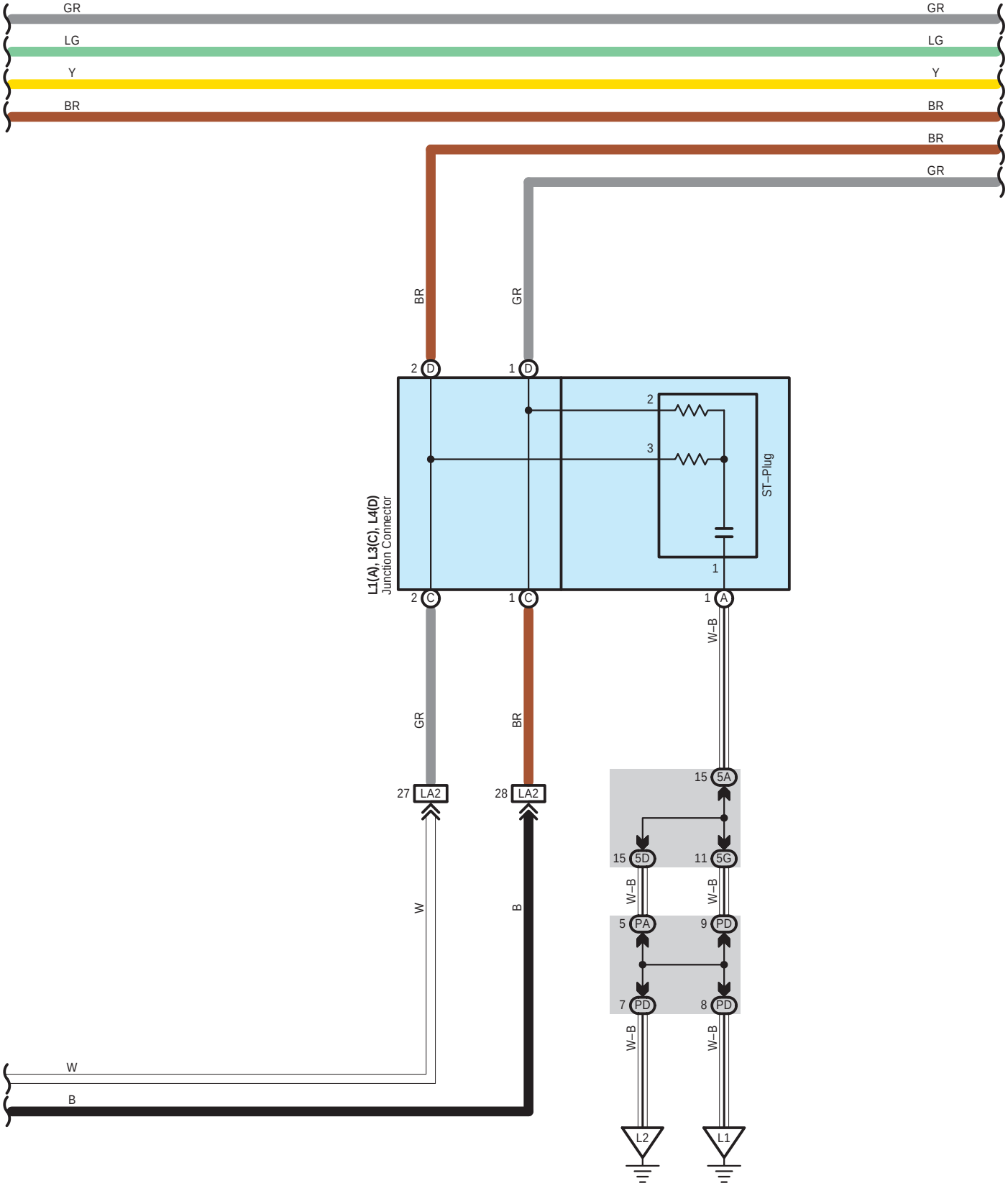
GR
LG
Y
BR
BR
GR
BR
GR
2 D
1 D
2
3
1
ST–Plug
L1(A), L3(C), L4(D)
Junction Connector
2 C
1 C
1 A
W–B
GR
BR
27 LA2
28 LA2
15 5A
15 5D
11 5G
W–B
W–B
5 PA
9 PD
7 PD
8 PD
W–B
W–B
W
B
W
B
L2
L1

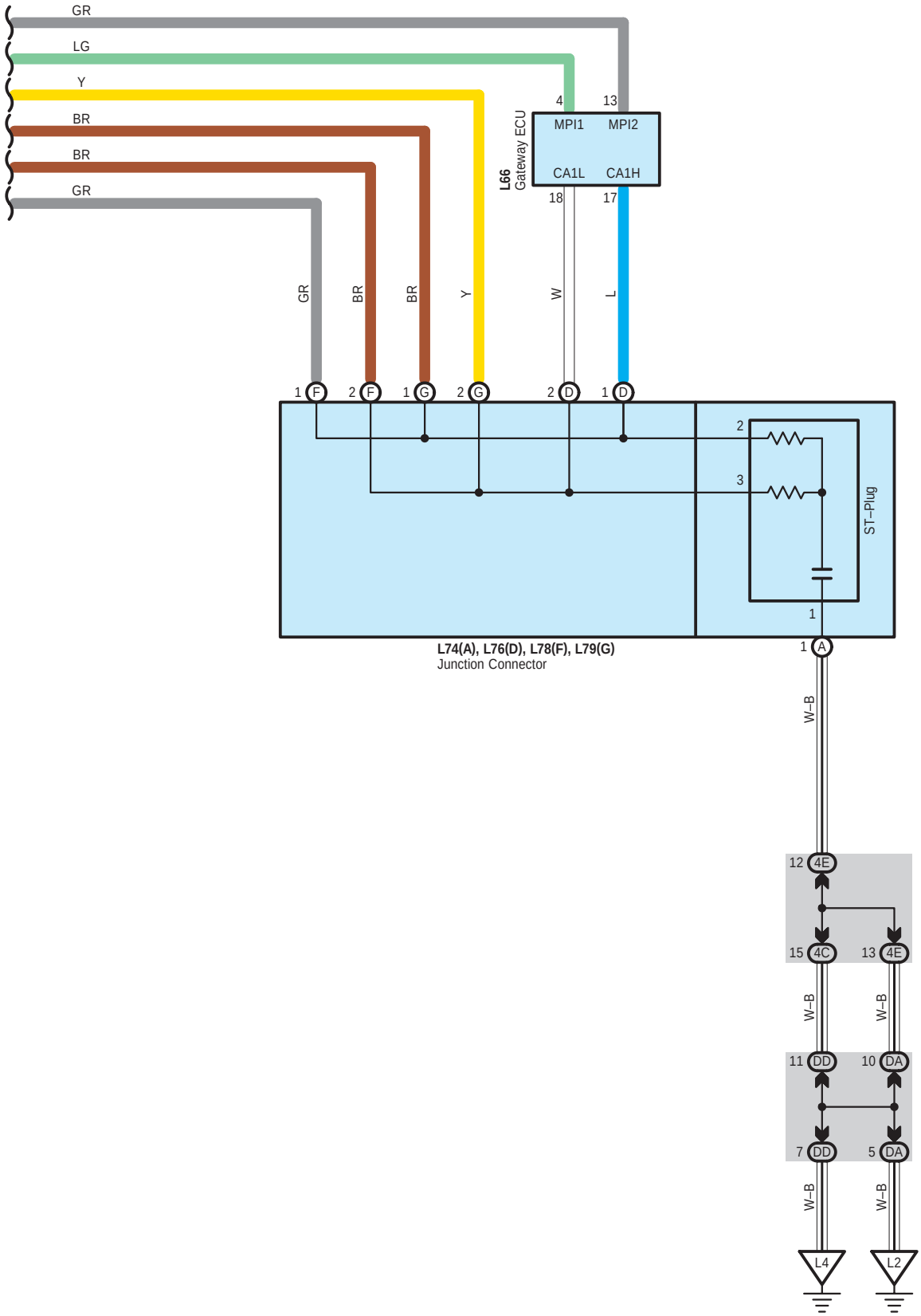
GR
LG
Y
BR
BR
GR
4
13
MPI1
MPI2
CA1L
CA1H
L66
Gateway ECU
18
17
GR
BR
BR
Y
W
L
1 F
2 F
1 G
2 G
2 D
1 D
2
3
1
ST–Plug
L74(A), L76(D), L78(F), L79(G)
Junction Connector
1 A
W–B
12 4E
15 4C
13 4E
W–B
W–B
11 DD
10 DA
7 DD
5 DA
W–B
W–B
L4
L2

A 8
Gray



A 9
White

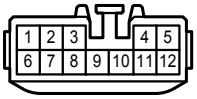

A 10
Blue

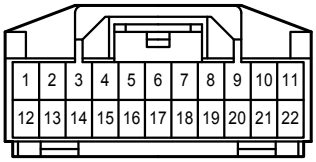

A 11
Blue

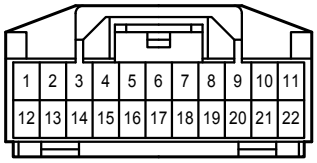

A 34
Blue

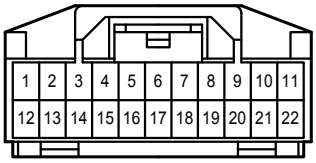

A 35
Blue

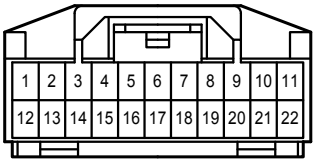

A 36
Black

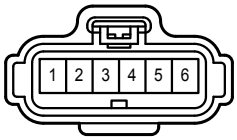

A 37
Green

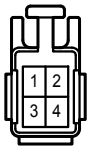

A 53
White

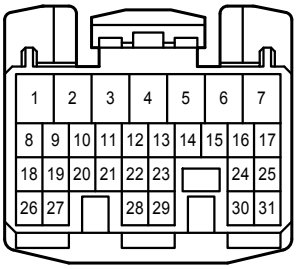

A 54
White

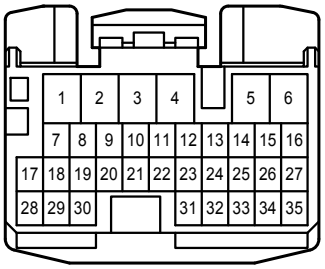

A 63
Gray

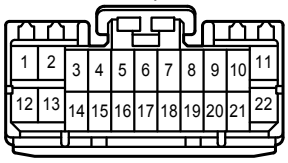

E 6
White

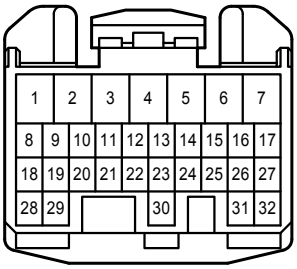

(From Jul. 2006 Production, Before Jul. 2006 Production 3GR-FSE)

E 7
White

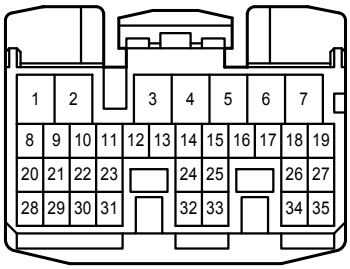

(From Jul. 2006 Production, Before Jul. 2006 Production 3GR-FSE)

E 8
White

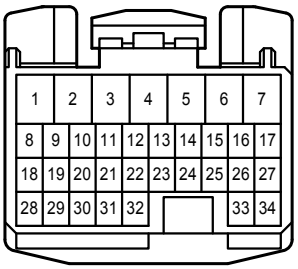

(From Jul. 2006 Production, Before Jul. 2006 Production 3GR-FSE)

E 10
Gray



E 25
Gray

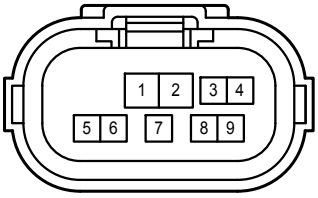

(1UR-FSE, 3GR-FSE, 2GR-FSE)

E 26
Gray

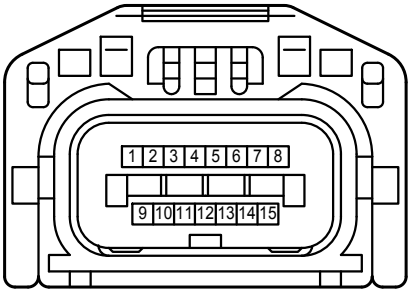

E 39
Black

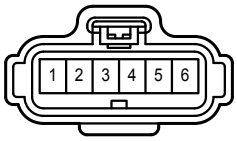

E 45
White

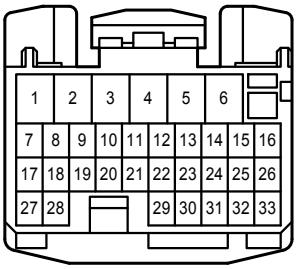

L 1
White

L 3
White

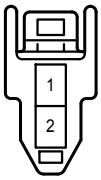

L 4
White

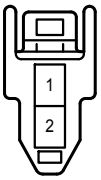

L 16
White

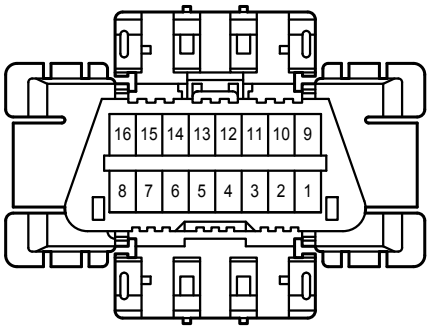

L 44
Yellow

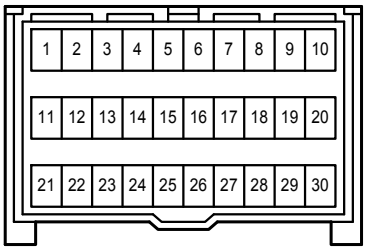

L 66
White

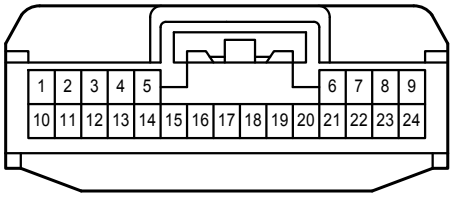

L 74
White

L 76
White

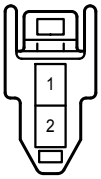

L 78
White

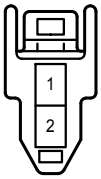

L 79
White

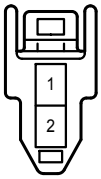

L 89
White

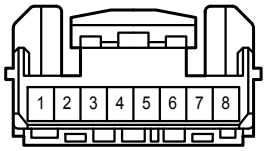

L 91
Black

L 92
White

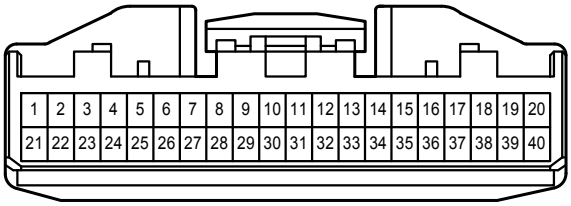

L 93
White



L 96
Black

L108
White

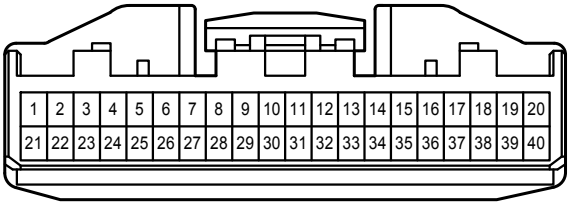

L121
Gray

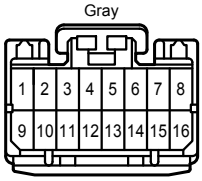

2A
White

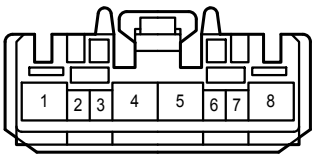

4C
White

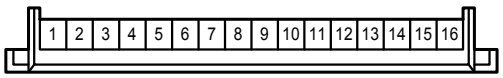

4E
White

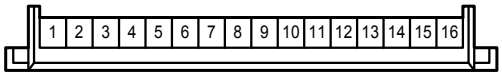

4G
White

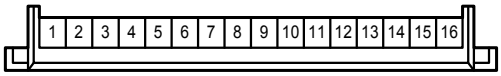

4I
White

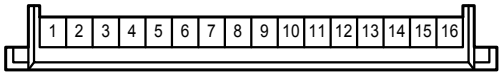

4J
White

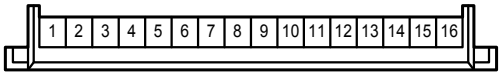

4K
White

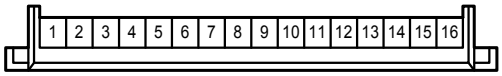

4L
White

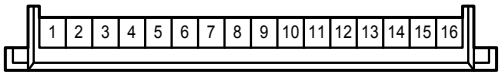

5A
White

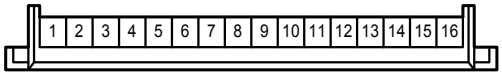

5D
White

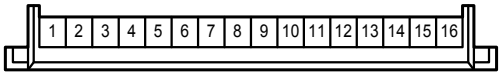

5E
White

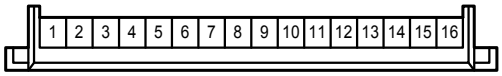

5G
White

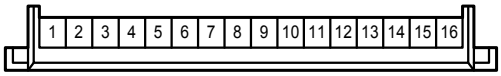

5J
White

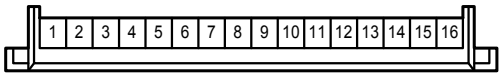

DA
White

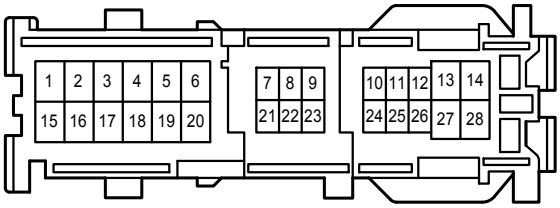

DD
White

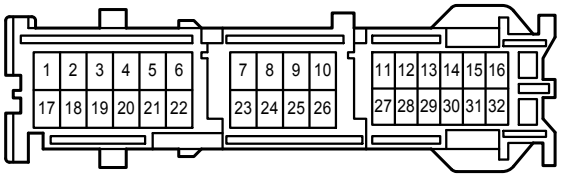

DK
Gray



DL
Gray

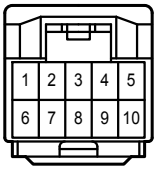

PA
White

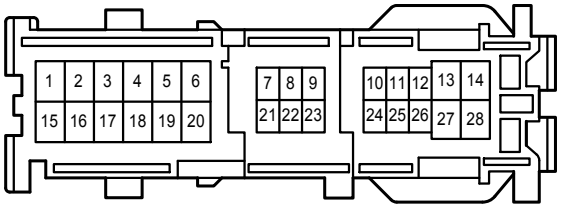

PD
White

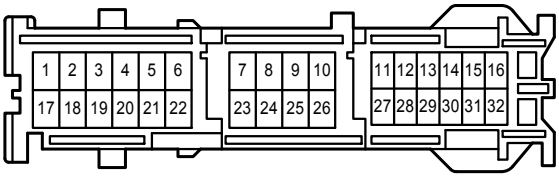

PJ
Gray

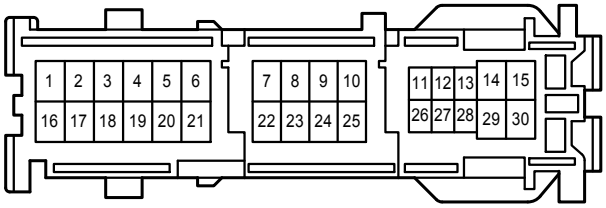

PK
Gray



PL
Gray

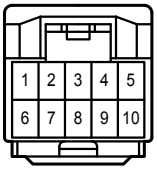

AE1
White

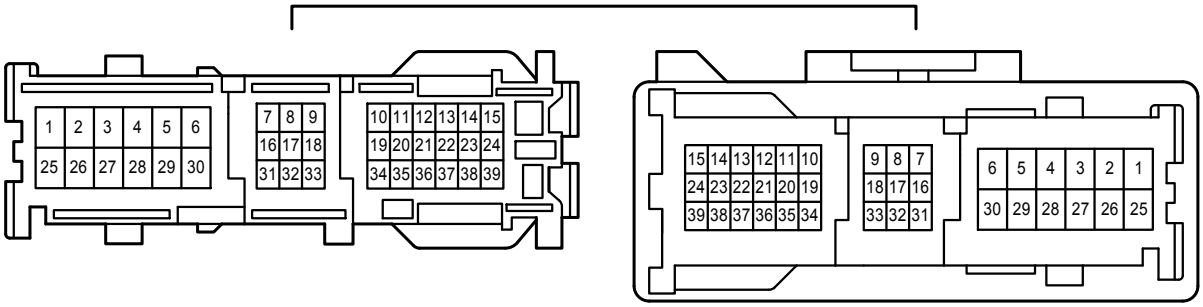

LA2
White

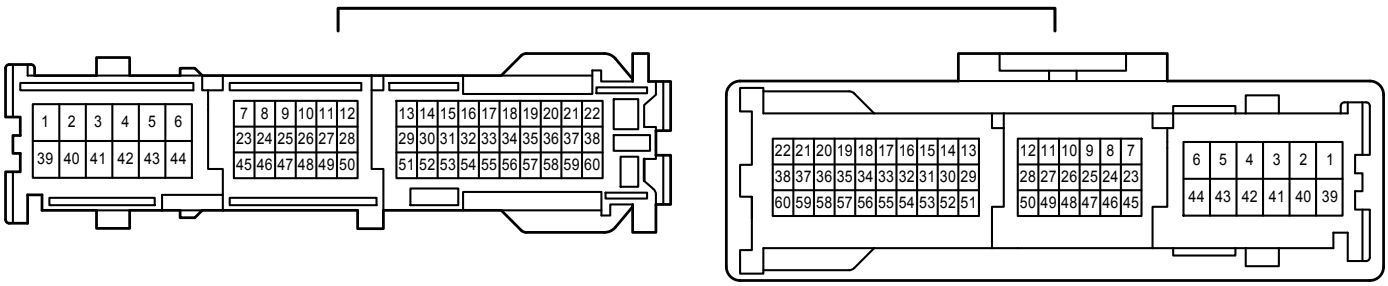

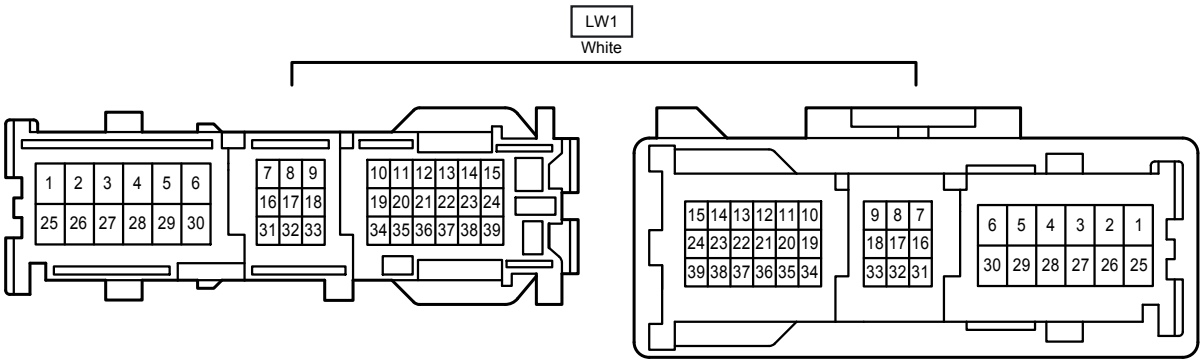
LW1
White
1 2 3 4 5 6
25 26 27 28 29 30
7 8 9
16 17 18
31 32 33
10 11 12 13 14 15
19 20 21 22 23 24
34 35 36 37 38 39
15 14 13 12 11 10
24 23 22 21 20 19
39 38 37 36 35 34
9 8 7
18 17 16
33 32 31
6 5 4 3 2 1
30 29 28 27 26 25