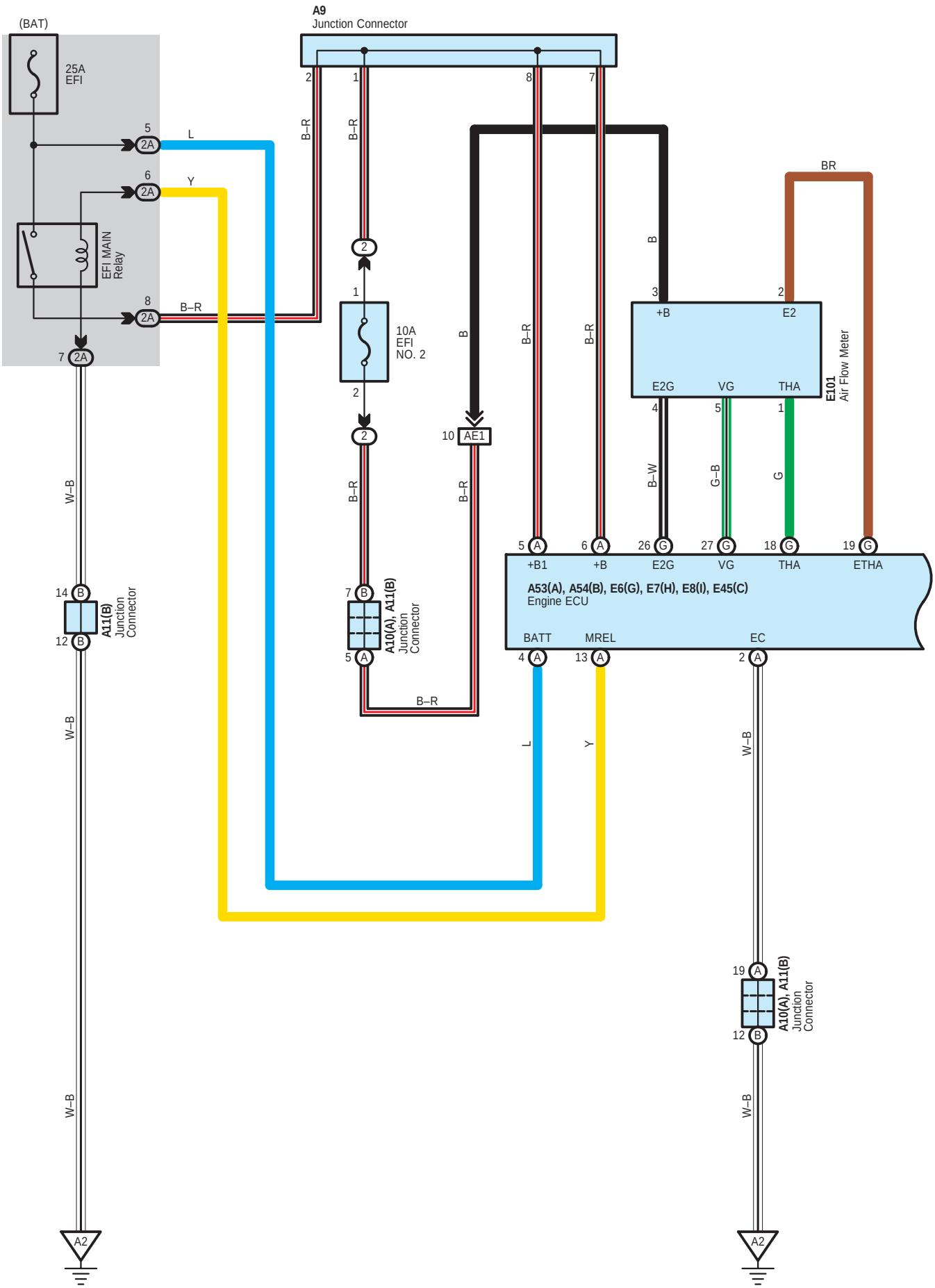
(BAT)
25A
EFI
EFI MAIN
Relay
A9
Junction Connector
10A
EFI
NO. 2
AE1
E101
Air Flow Meter
+B
E2
E2G
VG
THA
A53(A), A54(B), E6(G), E7(H), E8(I), E45(C)
Engine ECU
+B1
ETHA
BATT
MREL
EC
A11(B)
Junction
Connector
A10(A), A11(B)
Junction
Connector
A2
L
Y
B–R
B
BR
W–B
B–W
G–B
G

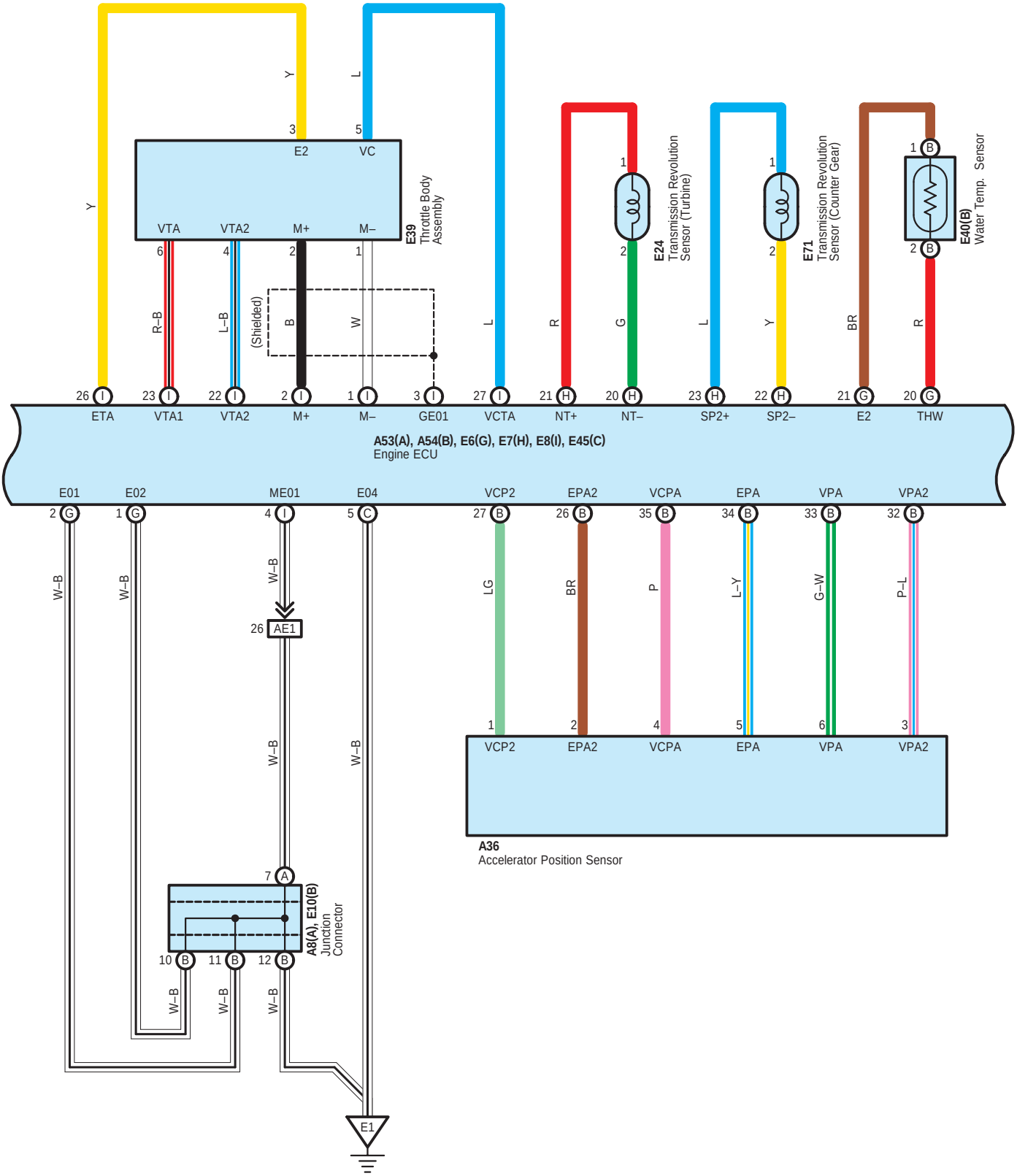
E39
Throttle Body
Assembly
E2
VC
VTA
VTA2
M+
M–
(Shielded)
E24
Transmission Revolution
Sensor (Turbine)
E71
Transmission Revolution
Sensor (Counter Gear)
E40(B)
Water Temp. Sensor
ETA
VTA1
VTA2
M+
M–
GE01
VCTA
NT+
NT–
SP2+
SP2–
E2
THW
A53(A), A54(B), E6(G), E7(H), E8(I), E45(C)
Engine ECU
E01
E02
ME01
E04
VCP2
EPA2
VCPA
EPA
VPA
VPA2
AE1
A36
Accelerator Position Sensor
A8(A), E10(B)
Junction
Connector
E1

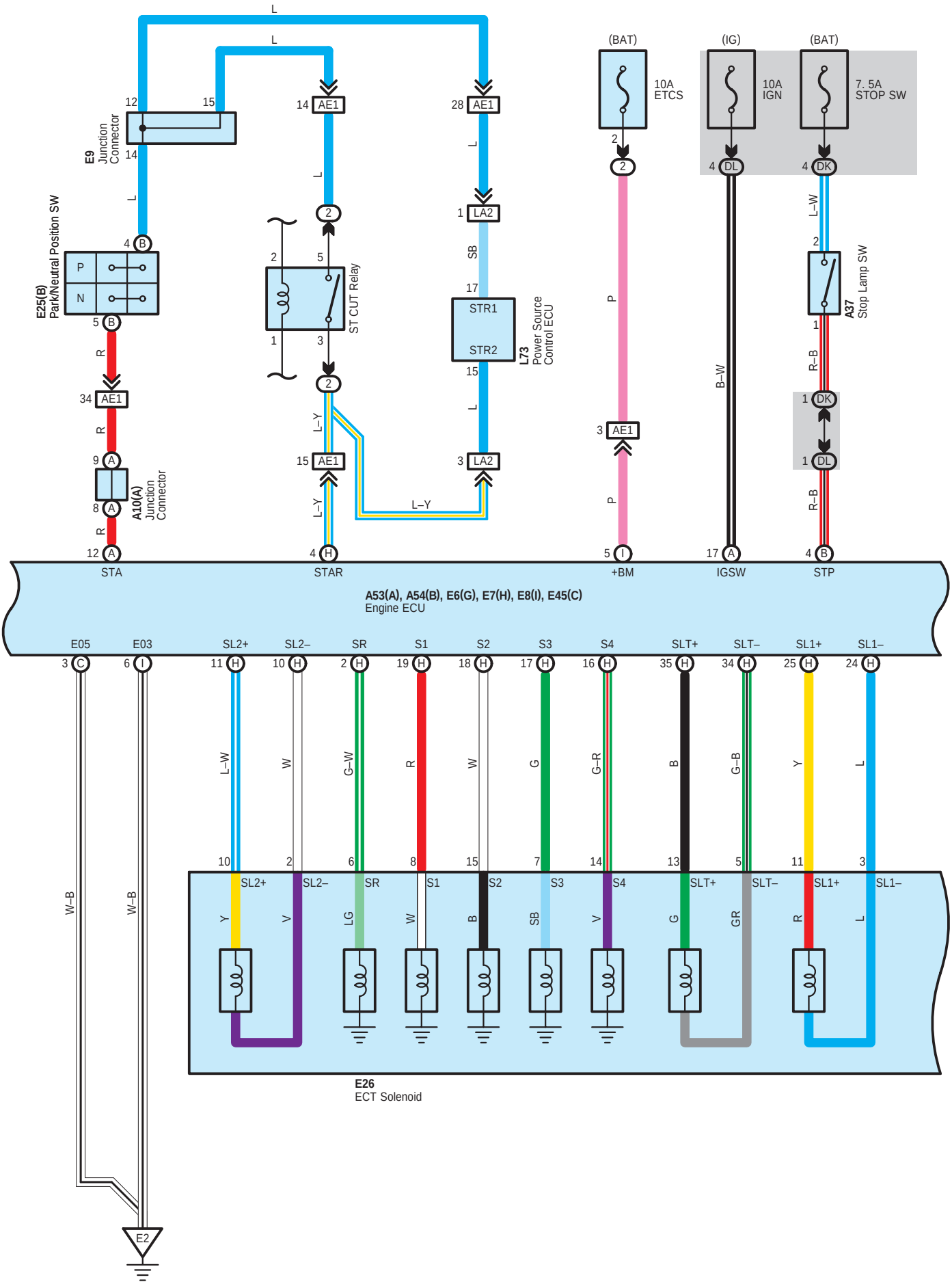
E9
Junction Connector
E25(B)
Park/Neutral Position SW
P
N
ST CUT Relay
AE1
LA2
STR1
STR2
L73
Power Source Control ECU
(BAT)
10A ETCS
(IG)
10A IGN
(BAT)
7. 5A STOP SW
A37
Stop Lamp SW
A10(A)
Junction Connector
STA
STAR
+BM
IGSW
STP
A53(A), A54(B), E6(G), E7(H), E8(I), E45(C)
Engine ECU
E05
E03
SL2+
SL2–
SR
S1
S2
S3
S4
SLT+
SLT–
SL1+
SL1–
E26
ECT Solenoid
E2

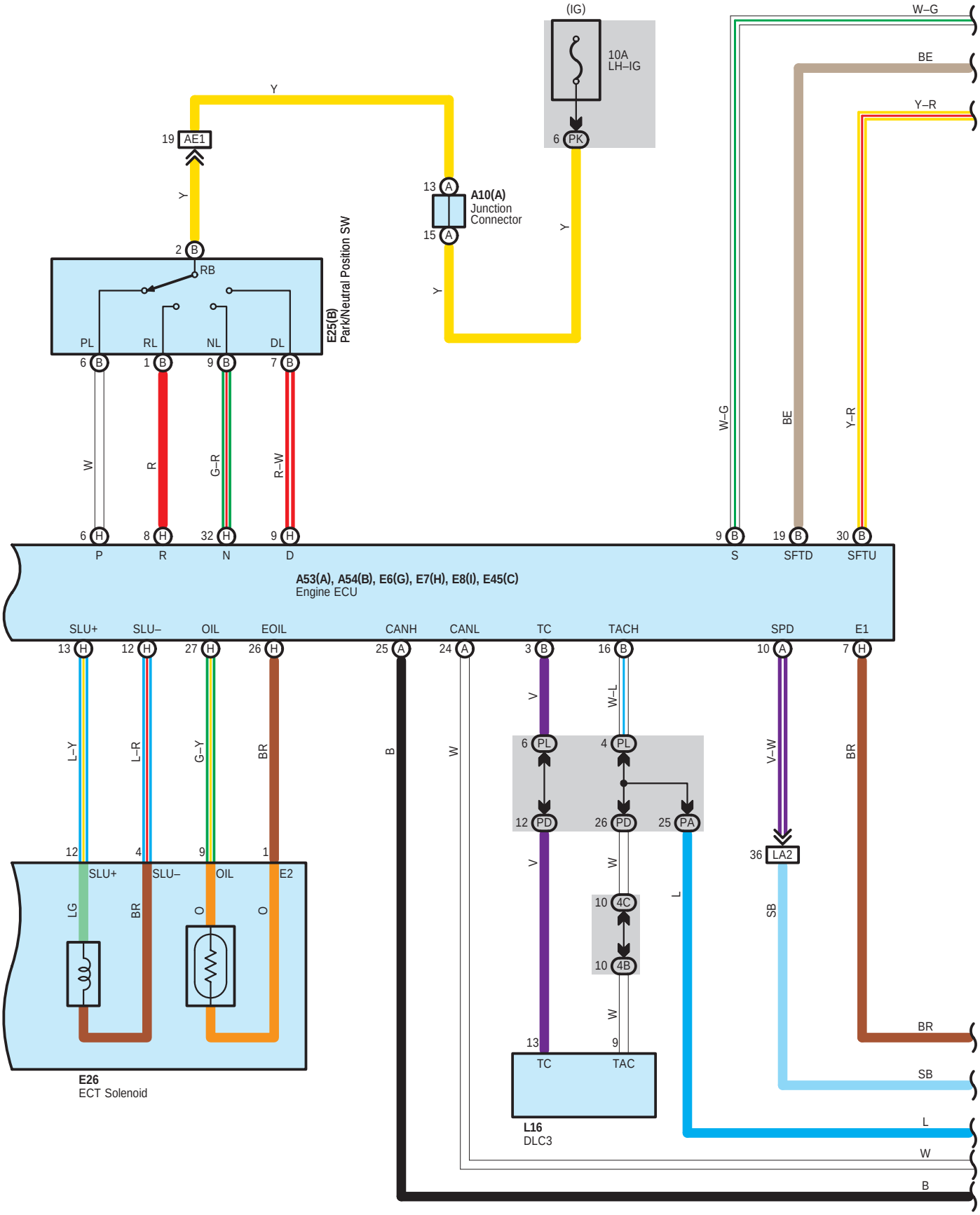
(IG)
10A
LH–IG
6 PK
Y
19 AE1
Y
13 A
A10(A)
Junction
Connector
15 A
Y
Y
2 B
RB
E25(B)
Park/Neutral Position SW
PL
RL
NL
DL
6 B
1 B
9 B
7 B
W
R
G–R
R–W
W–G
BE
Y–R
6 H
8 H
32 H
9 H
9 B
19 B
30 B
P
R
N
D
S
SFTD
SFTU
A53(A), A54(B), E6(G), E7(H), E8(I), E45(C)
Engine ECU
SLU+
SLU–
OIL
EOIL
CANH
CANL
TC
TACH
SPD
E1
13 H
12 H
27 H
26 H
25 A
24 A
3 B
16 B
10 A
7 H
L–Y
L–R
G–Y
BR
B
W
V
W–L
V–W
BR
6 PL
4 PL
12 PD
26 PD
25 PA
36 LA2
12
4
9
1
SLU+
SLU–
OIL
E2
LG
BR
O
O
V
W
L
SB
10 4C
10 4B
W
13
9
TC
TAC
E26
ECT Solenoid
L16
DLC3
BR
SB
L
W
B

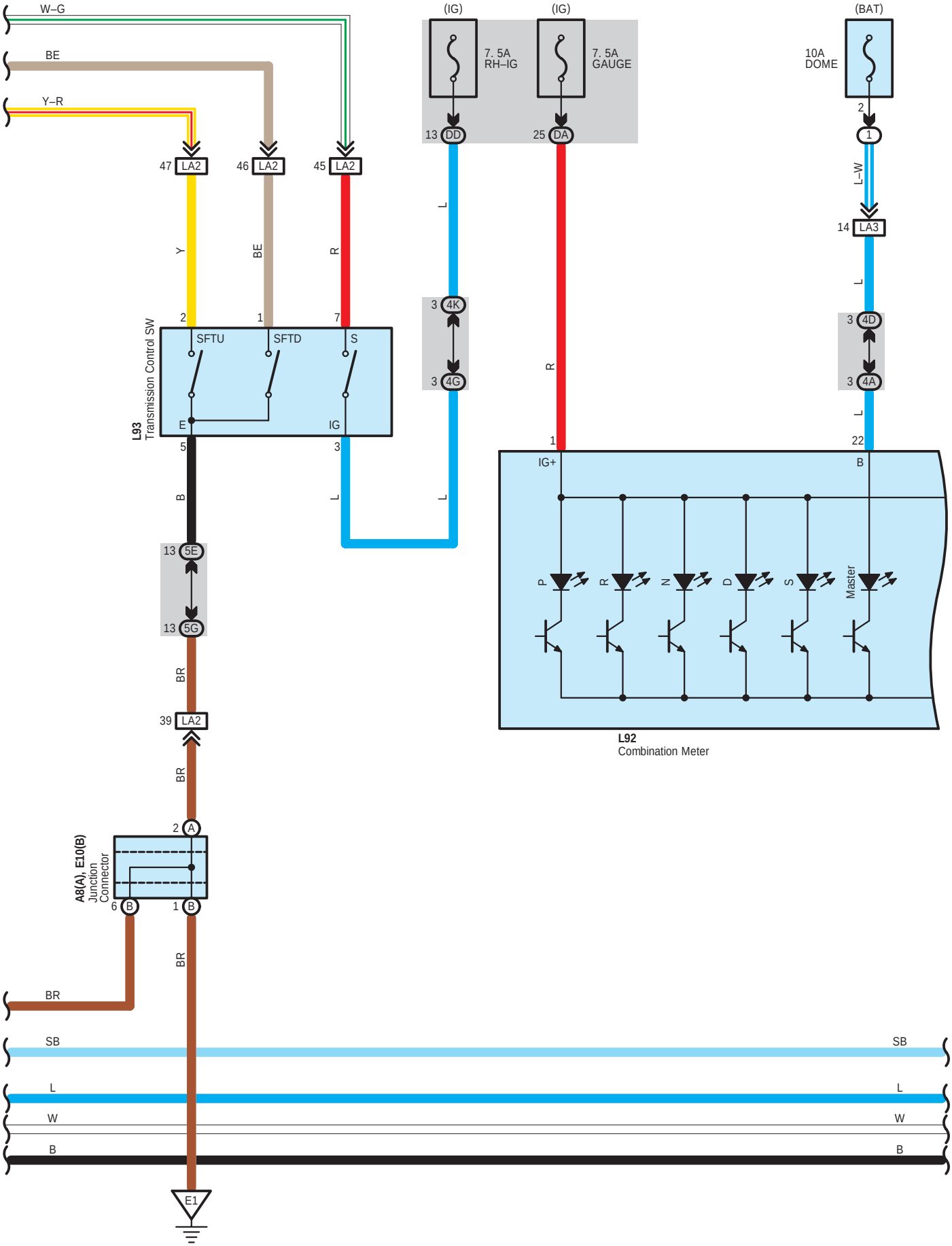
W–G
BE
Y–R
47 LA2
46 LA2
45 LA2
Y
BE
R
2
1
7
SFTU
SFTD
S
E
IG
L93
Transmission Control SW
5
3
B
L
L
13 5E
13 5G
BR
39 LA2
BR
2 A
A8(A), E10(B)
Junction
Connector
6 B
1 B
BR
BR
SB
L
W
B
E1
(IG)
7. 5A
RH–IG
13 DD
3 4K
3 4G
L
L
(IG)
7. 5A
GAUGE
25 DA
R
1
IG+
(BAT)
10A
DOME
2
1
L–W
14 LA3
L
3 4D
3 4A
L
22
B
P
R
N
D
S
Master
L92
Combination Meter
SB
L
W
B

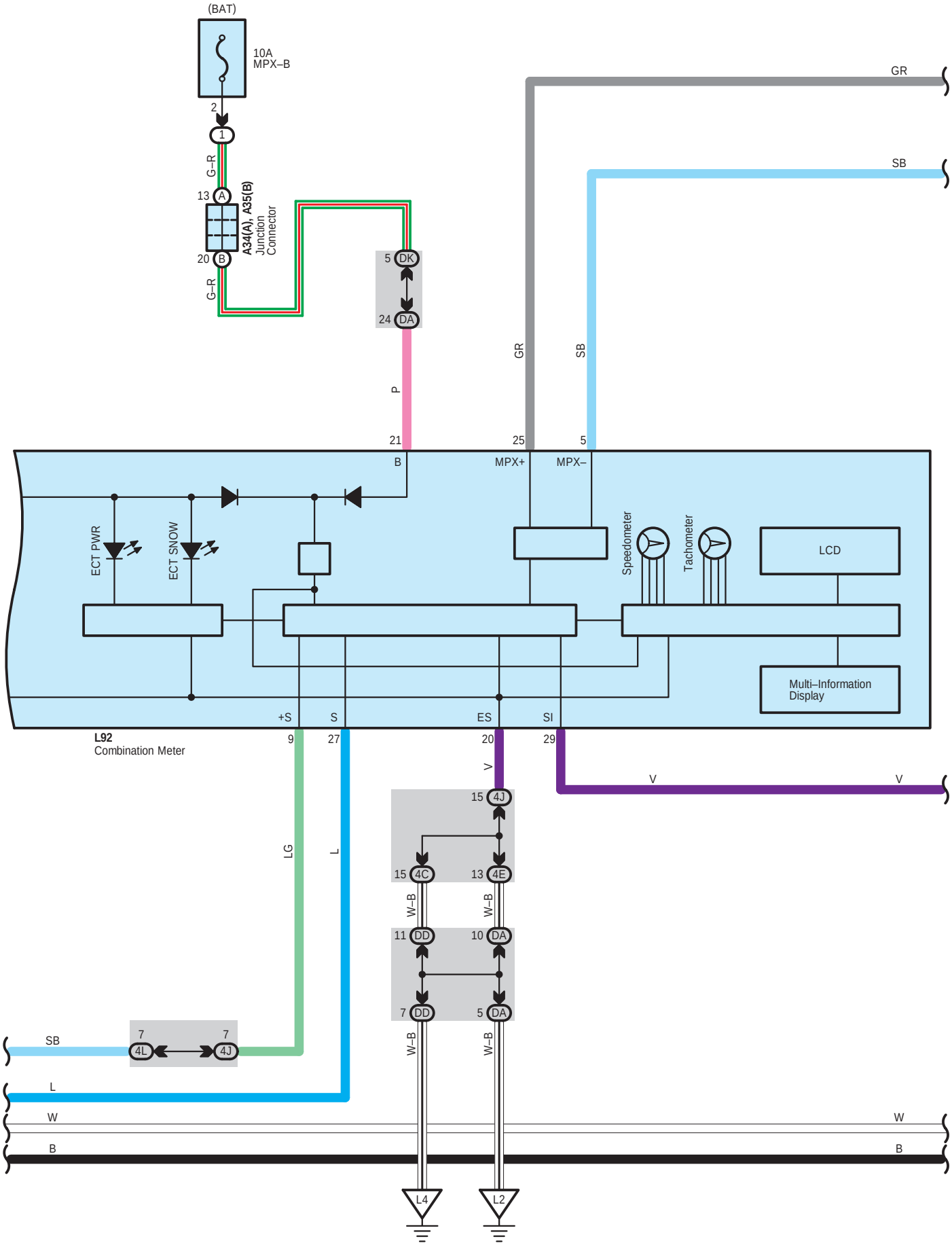
(BAT)
10A
MPX–B
2
1
G–R
13 A
20 B
A34(A), A35(B)
Junction
Connector
G–R
5 DK
24 DA
P
21
B
GR
25
MPX+
SB
5
MPX–
GR
SB
ECT PWR
ECT SNOW
Speedometer
Tachometer
LCD
Multi–Information
Display
+S
S
ES
SI
L92
Combination Meter
9
27
20
29
V
V
V
15 4J
15 4C
13 4E
W–B
W–B
11 DD
10 DA
7 DD
5 DA
W–B
W–B
LG
L
SB
7 4L
7 4J
L
W
W
B
B
L4
L2

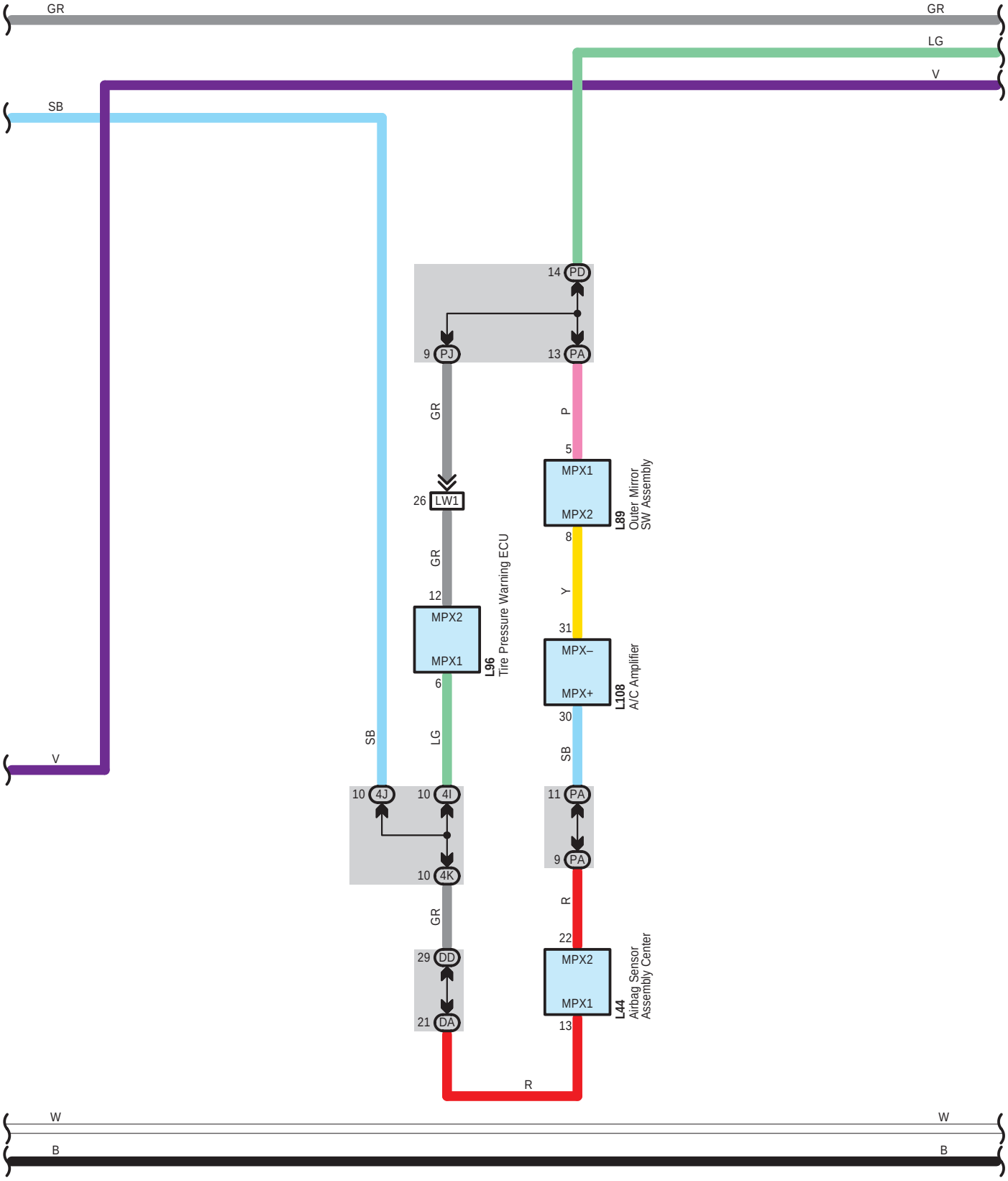
GR
GR
LG
V
SB
14 PD
9 PJ
13 PA
GR
P
5
MPX1
MPX2
L89
Outer Mirror
SW Assembly
26 LW1
8
GR
Y
12
MPX2
MPX1
L96
Tire Pressure Warning ECU
31
MPX–
MPX+
L108
A/C Amplifier
6
30
SB
LG
SB
V
10 4J
10 4I
11 PA
9 PA
10 4K
R
GR
22
29 DD
MPX2
MPX1
L44
Airbag Sensor
Assembly Center
21 DA
13
R
W
W
B
B

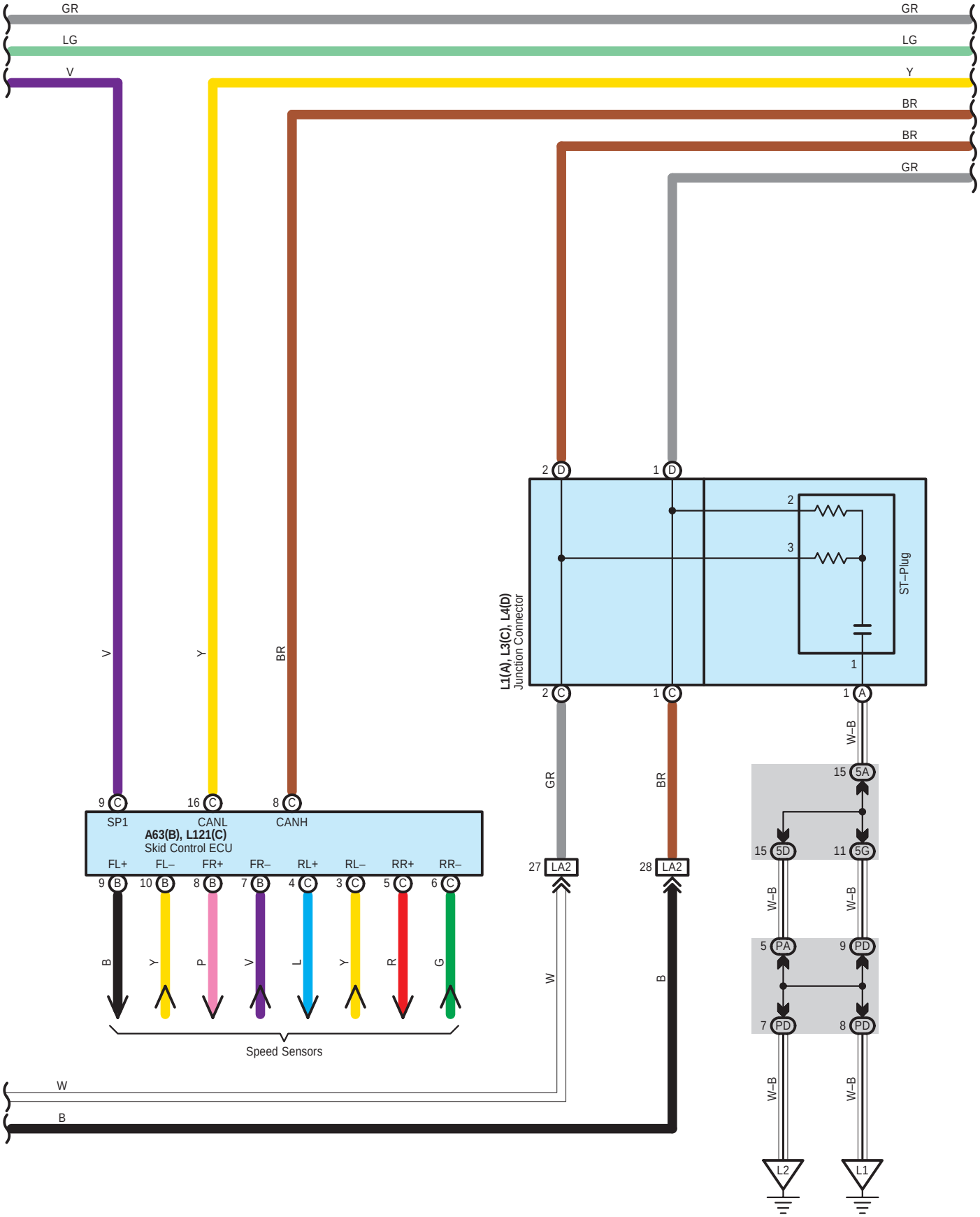
GR
LG
V
Y
BR
BR
GR
GR
LG
Y
BR
V
Y
BR
9 C
16 C
8 C
SP1
CANL
CANH
A63(B), L121(C)
Skid Control ECU
FL+
FL–
FR+
FR–
RL+
RL–
RR+
RR–
9 B
10 B
8 B
7 B
4 C
3 C
5 C
6 C
B
Y
P
V
L
Y
R
G
Speed Sensors
W
B
2 D
1 D
L1(A), L3(C), L4(D)
Junction Connector
2
3
1
ST–Plug
2 C
1 C
1 A
GR
BR
W–B
15 5A
15 5D
11 5G
27 LA2
28 LA2
W
B
W–B
W–B
5 PA
9 PD
7 PD
8 PD
W–B
W–B
L2
L1

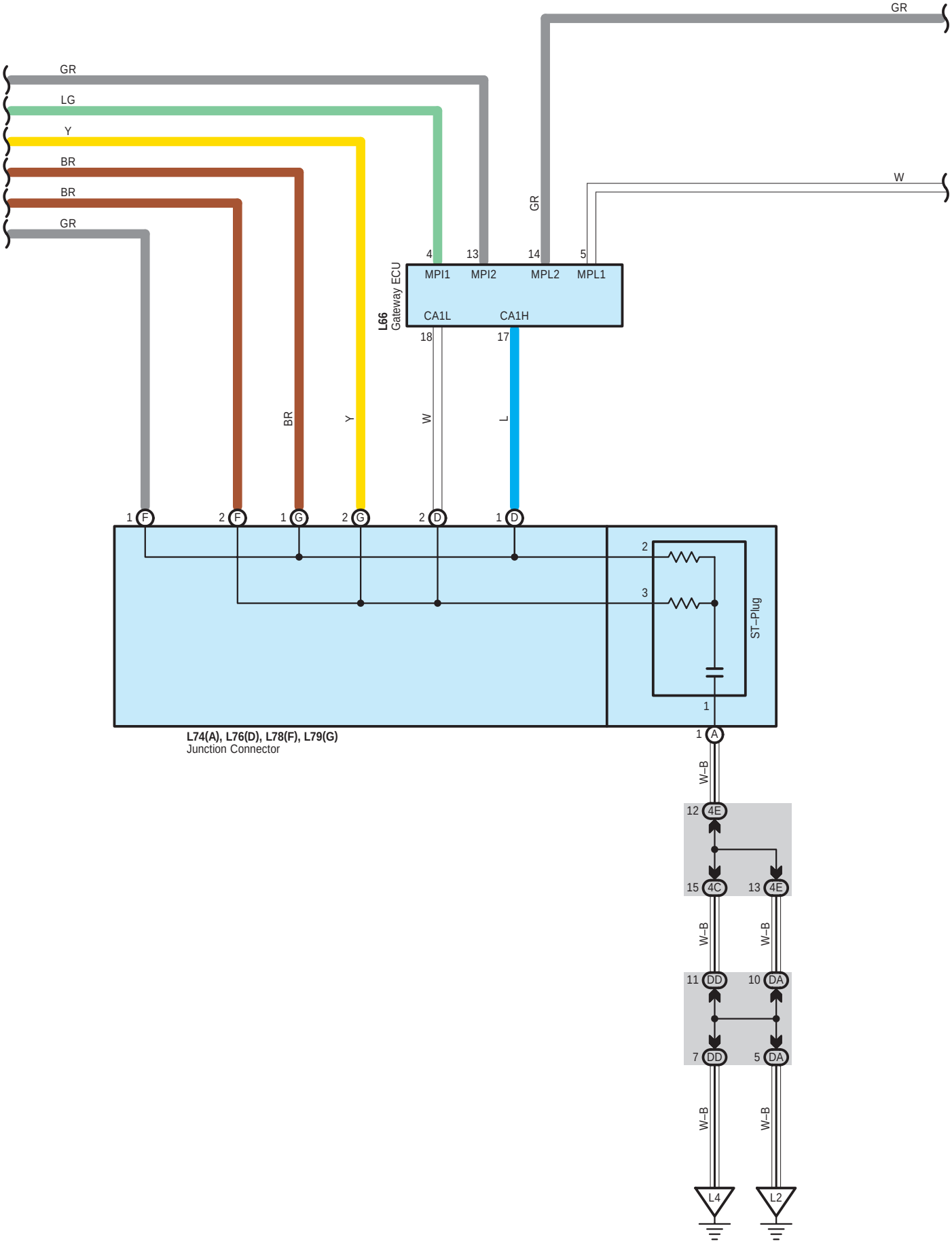
GR
LG
Y
BR
BR
GR
GR
W
L66
Gateway ECU
4
13
14
5
MPI1
MPI2
MPL2
MPL1
CA1L
CA1H
18
17
BR
Y
W
L
1 F
2 F
1 G
2 G
2 D
1 D
2
3
1
ST–Plug
L74(A), L76(D), L78(F), L79(G)
Junction Connector
1 A
W–B
12 4E
15 4C
13 4E
W–B
W–B
11 DD
10 DA
7 DD
5 DA
W–B
W–B
L4
L2

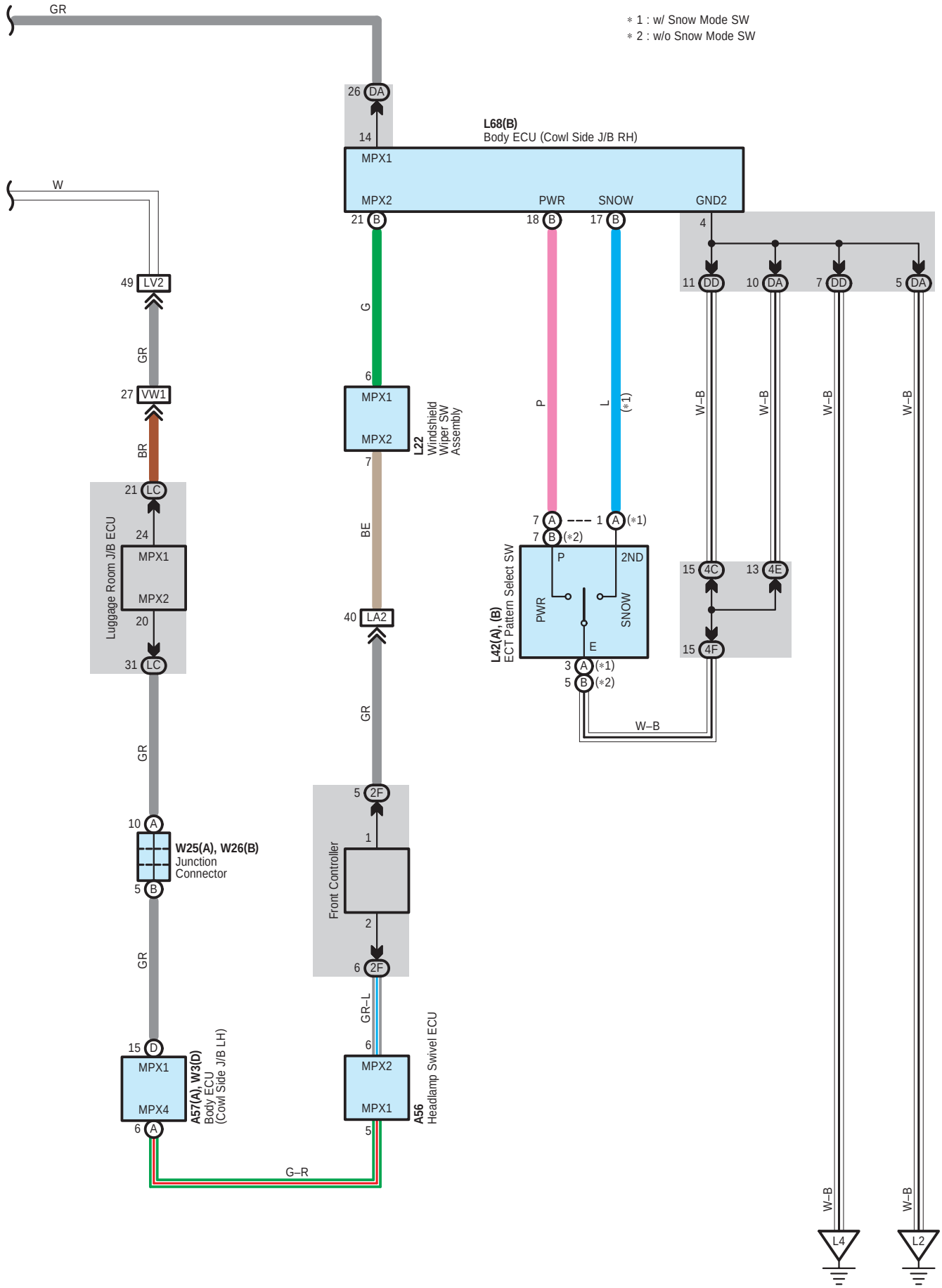
GR
W
∗1 : w/ Snow Mode SW
∗2 : w/o Snow Mode SW
26 DA
14
L68(B)
Body ECU (Cowl Side J/B RH)
MPX1
MPX2
PWR
SNOW
GND2
21 B
18 B
17 B
4
11 DD
10 DA
7 DD
5 DA
49 LV2
G
GR
27 VW1
6
MPX1
MPX2
L22
Windshield Wiper SW Assembly
P
L
(∗1)
W–B
BR
7
21 LC
24
Luggage Room J/B ECU
BE
7 A
1 A (∗1)
7 B (∗2)
2ND
15 4C
13 4E
40 LA2
L42(A), (B)
ECT Pattern Select SW
E
15 4F
3 A (∗1)
5 B (∗2)
31 LC
5 2F
10 A
W25(A), W26(B)
Junction Connector
5 B
1
Front Controller
2
6 2F
GR–L
15 D
A57(A), W3(D)
Body ECU (Cowl Side J/B LH)
MPX4
6 A
A56
Headlamp Swivel ECU
5
G–R
L4
L2

A 8
Gray



A 9
White

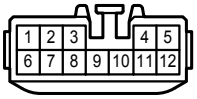

A 10
Blue

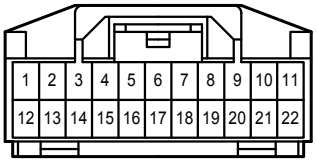

A 11
Blue

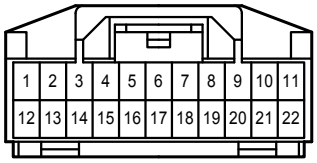

A 34
Blue

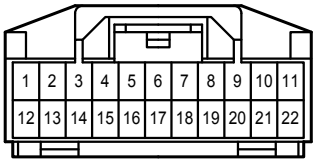

A 35
Blue

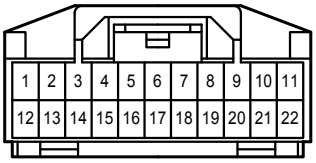

A 36
Black

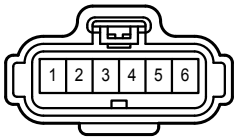

A 37
Green

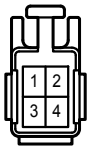

A 53
White

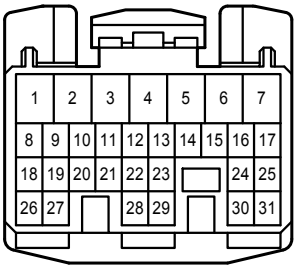

A 54
White

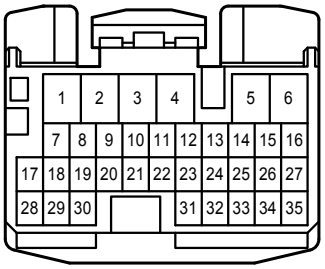

A 56
White

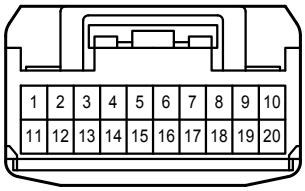

A 57
White

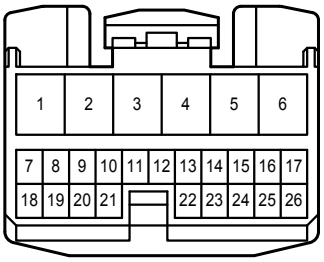

A 63
Gray

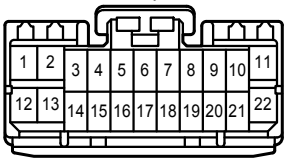

E 6
White

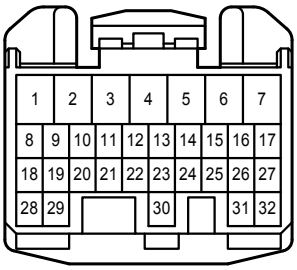

(From Jul. 2006 Production, Before Jul. 2006 Production 3GR-FSE)

E 7
White

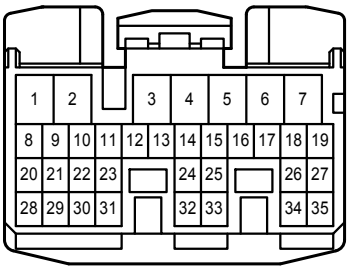

(From Jul. 2006 Production, Before Jul. 2006 Production 3GR-FSE)

E 8
White

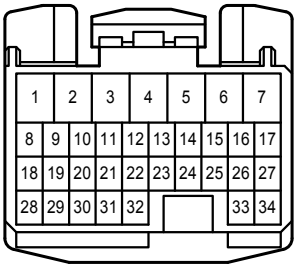

(From Jul. 2006 Production, Before Jul. 2006 Production 3GR-FSE)

E 9
White

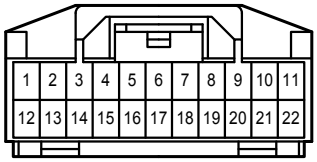

E 10
Gray



E 24
Black

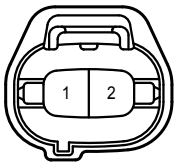

E 25
Gray

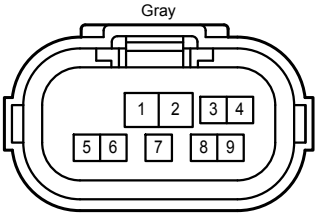

(1UR-FSE, 3GR-FSE, 2GR-FSE)

E 26
Gray

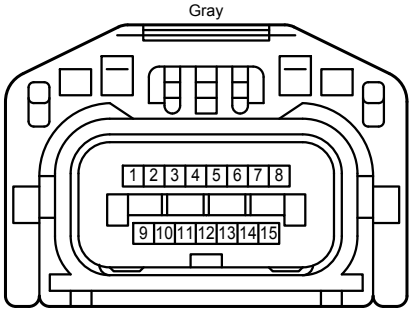

E 39
Black

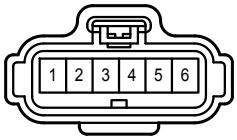

E 40
Dark Gray

(1UR-FSE, 3GR-FSE, 3GR-FE, 2GR-FSE)

E 45
White

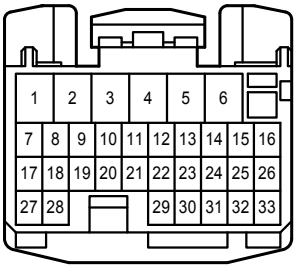

E 71
Black

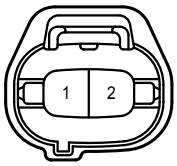

E101
Black

L 1
White

L 3
White

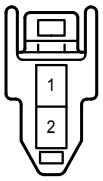

L 4
White

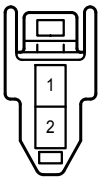

L 16
White

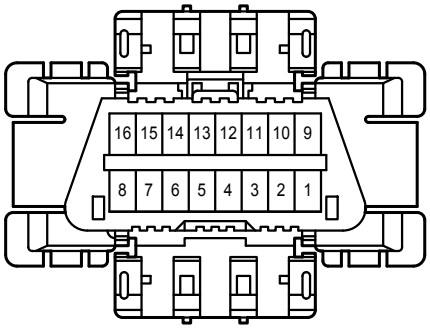

L 22
White

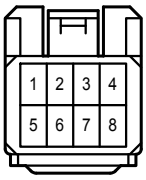

L 42
White

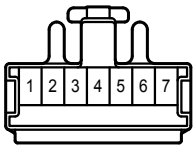

(w/o Snow Mode SW)

L 42
Black

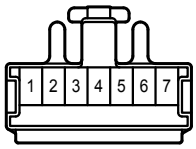

(w/ Snow Mode SW)

L 44
Yellow

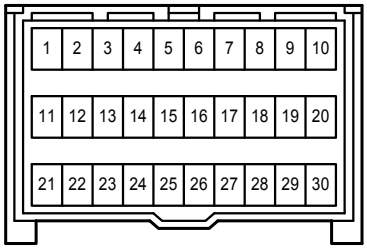

L 66
White

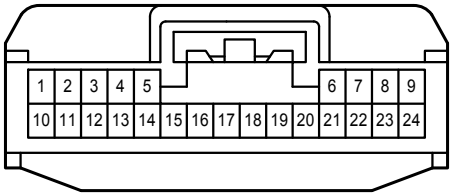

L 68
White

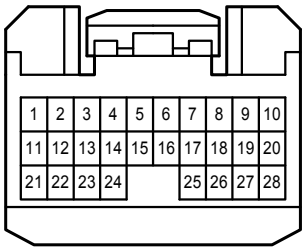

L 73
White

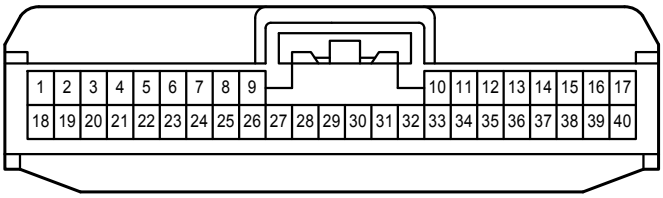

L 74
White

L 76
White

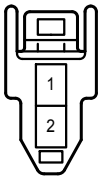

L 78
White

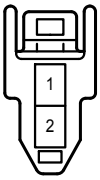

L 79
White

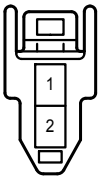

L 89
White

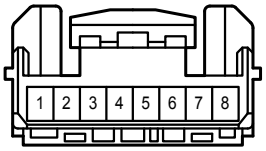

L 92
White

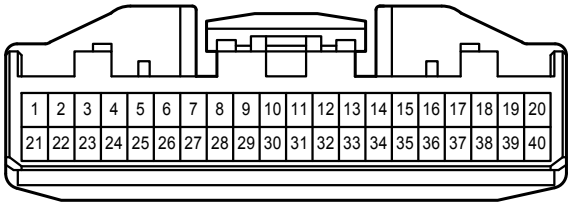

L 93
White



L 96
Black

L108
White

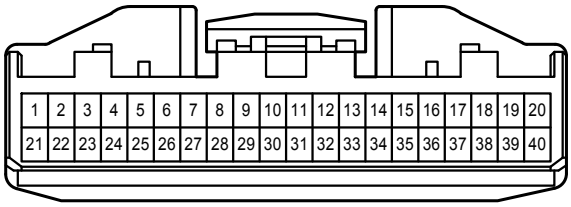

L121
Gray

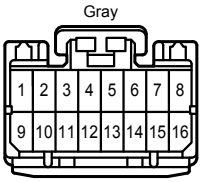

W 3
White

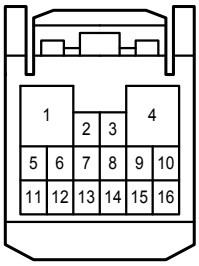

W 25
Gray

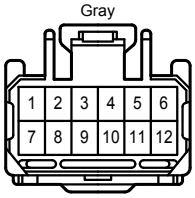

W 26
Gray

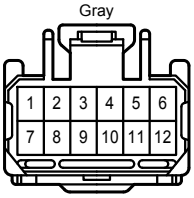

2A
White

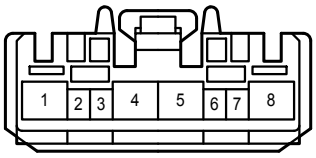

2F
Black

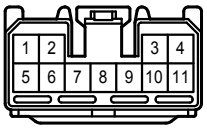

4A
White

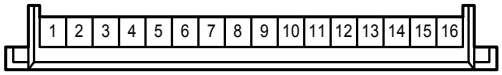

4B
White

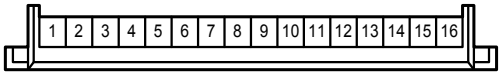

4C
White

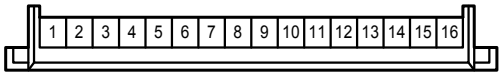

4D
White

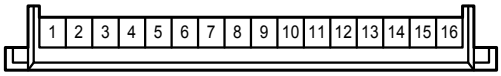

4E
White

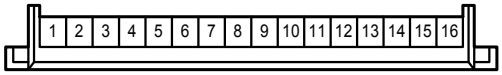

4F
White

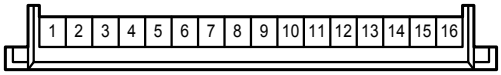

4G
White

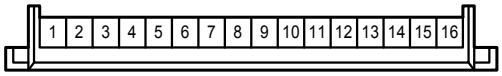

4I
White

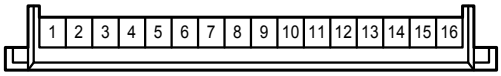

4J
White

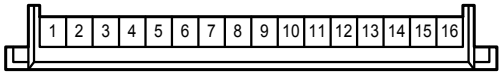

4K
White

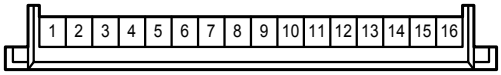

4L
White

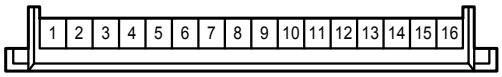

5A
White

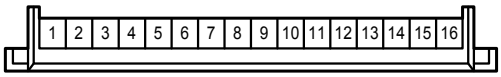

5D
White

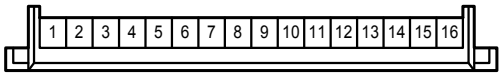

5E
White

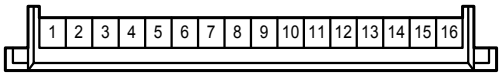

5G
White

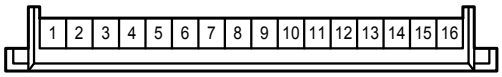

DA
White

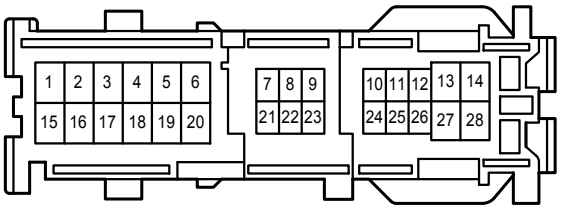

DD
White

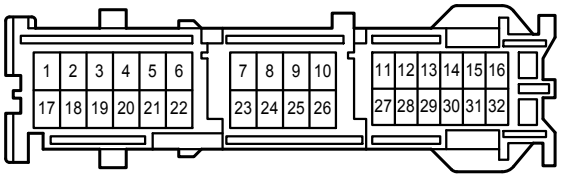

DK
Gray

DL
Gray

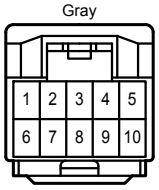

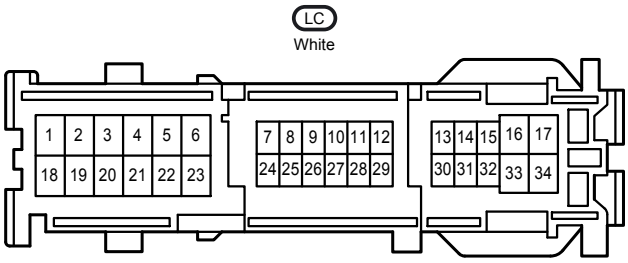
LC
White
1 2 3 4 5 6
18 19 20 21 22 23
7 8 9 10 11 12
24 25 26 27 28 29
13 14 15 16 17
30 31 32 33 34

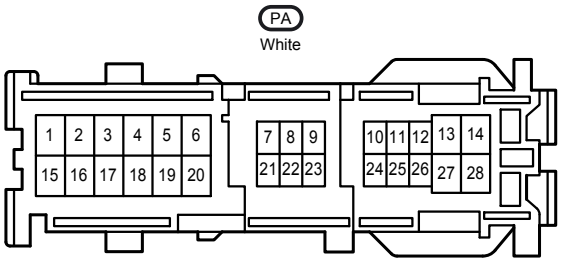
PA
White
1 2 3 4 5 6
15 16 17 18 19 20
7 8 9
21 22 23
10 11 12 13 14
24 25 26 27 28

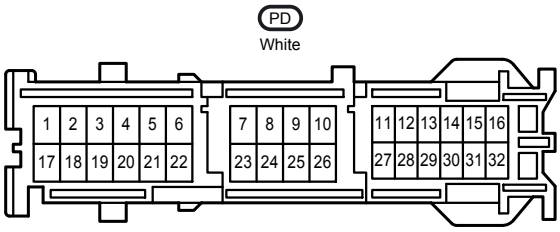
PD
White
1 2 3 4 5 6
17 18 19 20 21 22
7 8 9 10
23 24 25 26
11 12 13 14 15 16
27 28 29 30 31 32

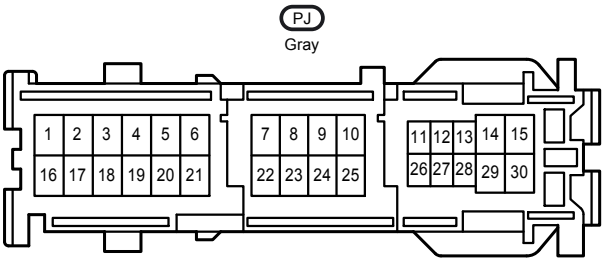
PJ
Gray
1 2 3 4 5 6
16 17 18 19 20 21
7 8 9 10
22 23 24 25
11 12 13 14 15
26 27 28 29 30

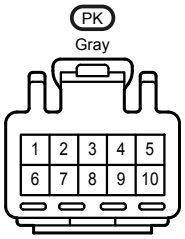
PK
Gray
1 2 3 4 5
6 7 8 9 10

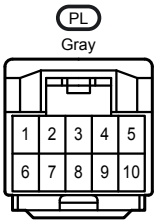
PL
Gray
1 2 3 4 5
6 7 8 9 10

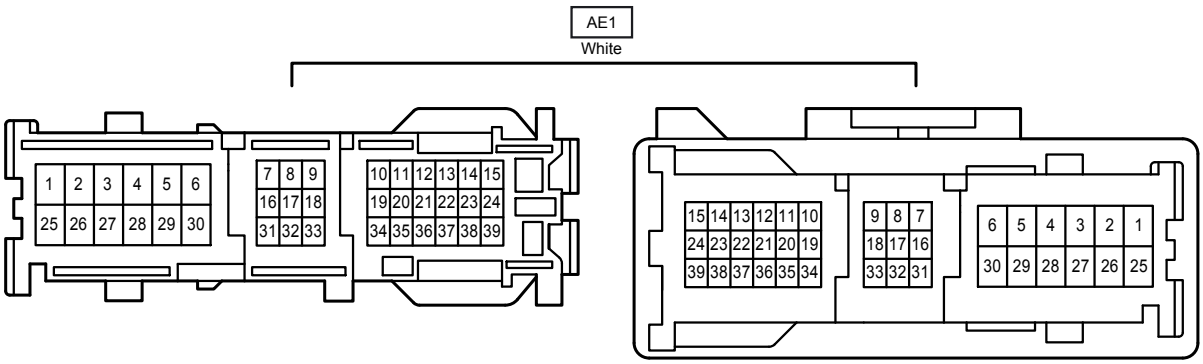
AE1
White
1 2 3 4 5 6
25 26 27 28 29 30
7 8 9
16 17 18
31 32 33
10 11 12 13 14 15
19 20 21 22 23 24
34 35 36 37 38 39
15 14 13 12 11 10
24 23 22 21 20 19
39 38 37 36 35 34
9 8 7
18 17 16
33 32 31
6 5 4 3 2 1
30 29 28 27 26 25

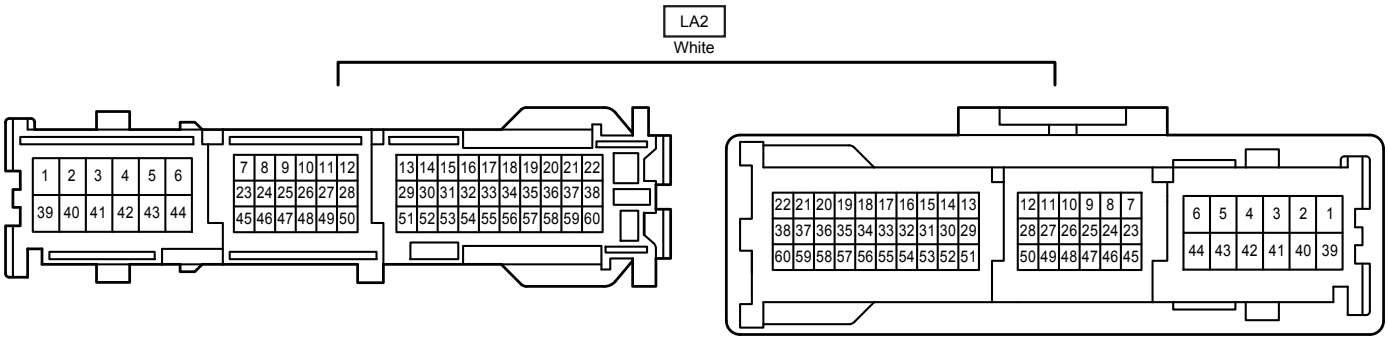
LA2
White
1 2 3 4 5 6
39 40 41 42 43 44
7 8 9 10 11 12
23 24 25 26 27 28
45 46 47 48 49 50
13 14 15 16 17 18 19 20 21 22
29 30 31 32 33 34 35 36 37 38
51 52 53 54 55 56 57 58 59 60
22 21 20 19 18 17 16 15 14 13
38 37 36 35 34 33 32 31 30 29
60 59 58 57 56 55 54 53 52 51
12 11 10 9 8 7
28 27 26 25 24 23
50 49 48 47 46 45
6 5 4 3 2 1
44 43 42 41 40 39

LA3
White

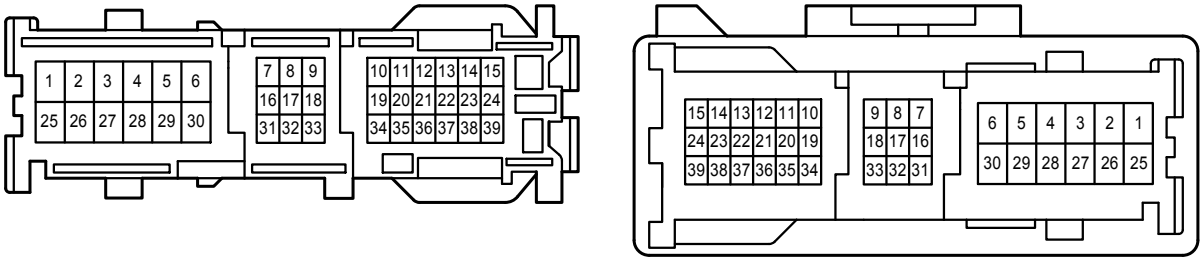

LV2
White

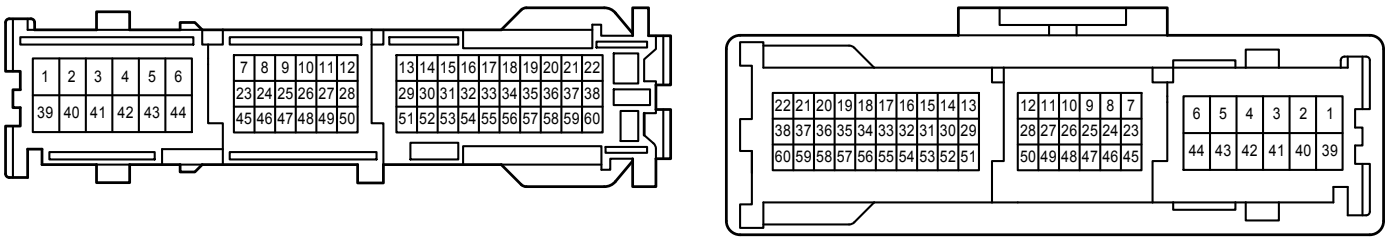

LW1
White

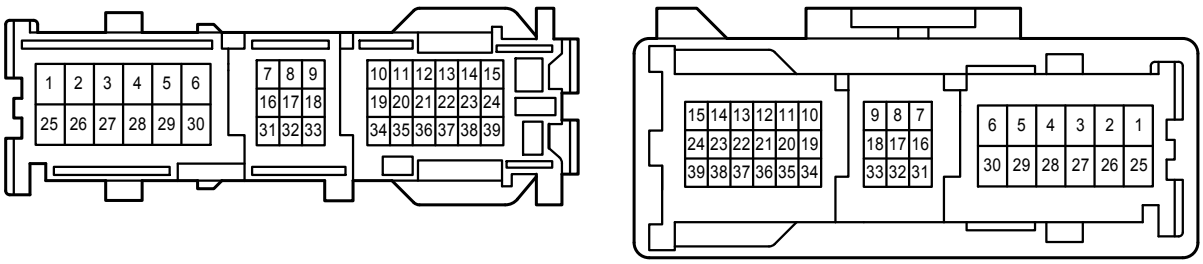
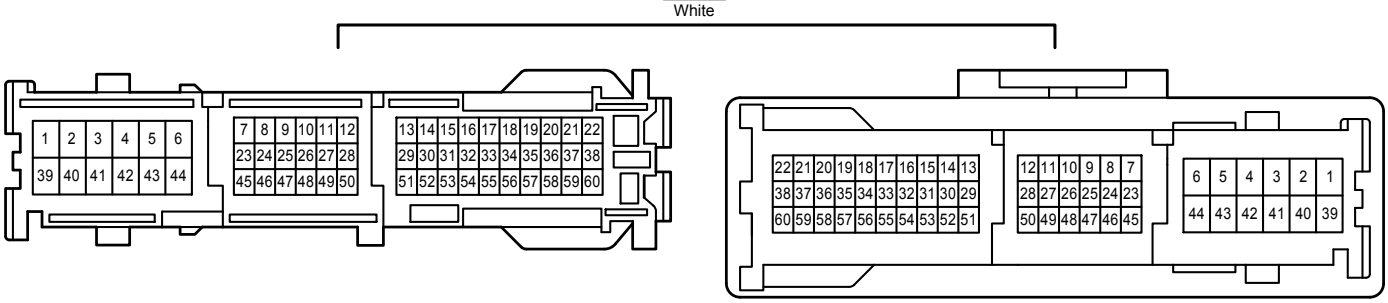
VW1
White