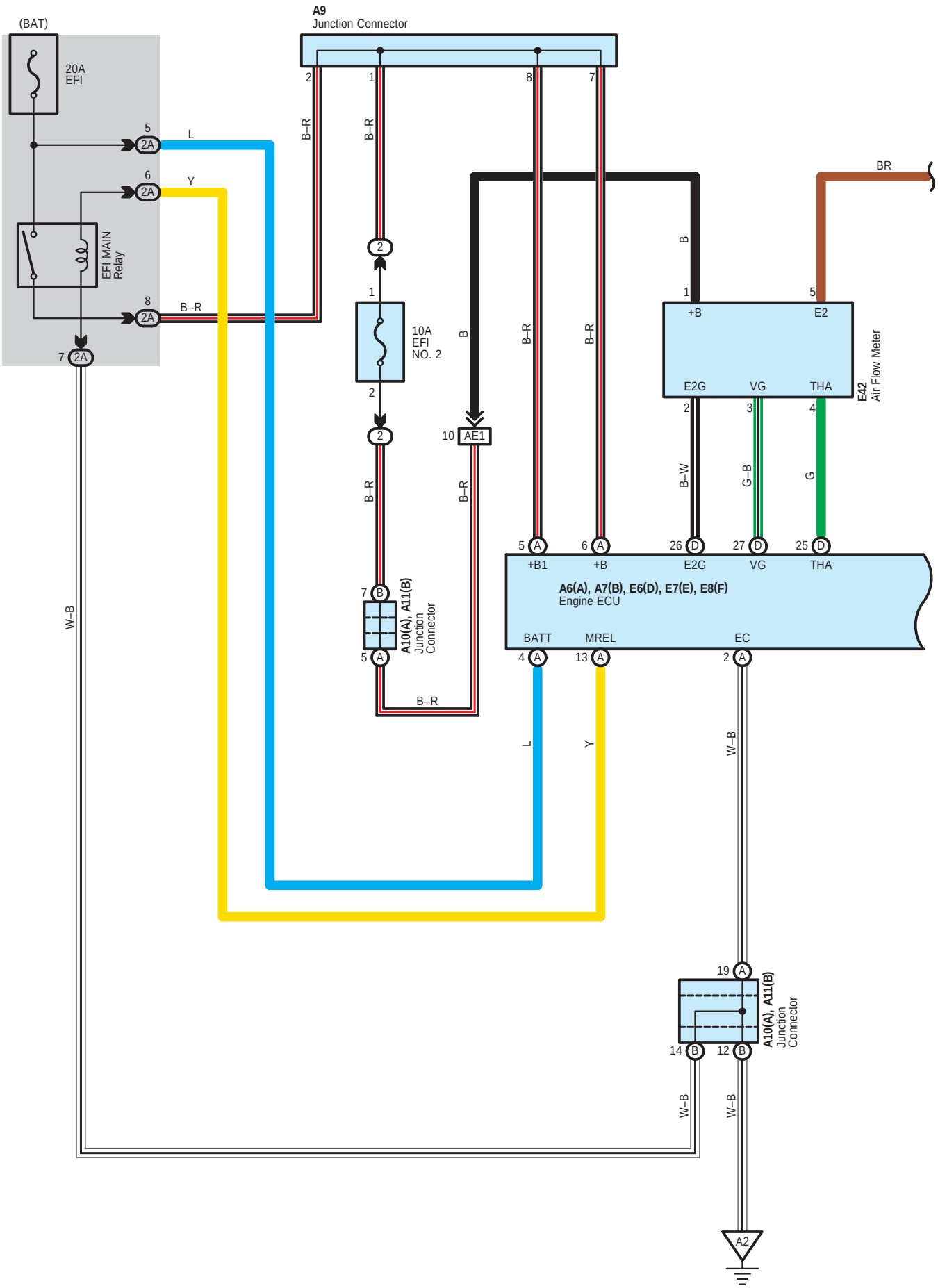
(BAT)
20A
EFI
EFI MAIN
Relay
A9
Junction Connector
10A
EFI
NO. 2
AE1
A10(A), A11(B)
Junction
Connector
E42
Air Flow Meter
+B
E2
E2G
VG
THA
A6(A), A7(B), E6(D), E7(E), E8(F)
Engine ECU
+B1
BATT
MREL
EC
A2
L
Y
B–R
B
BR
B–W
G–B
G
W–B

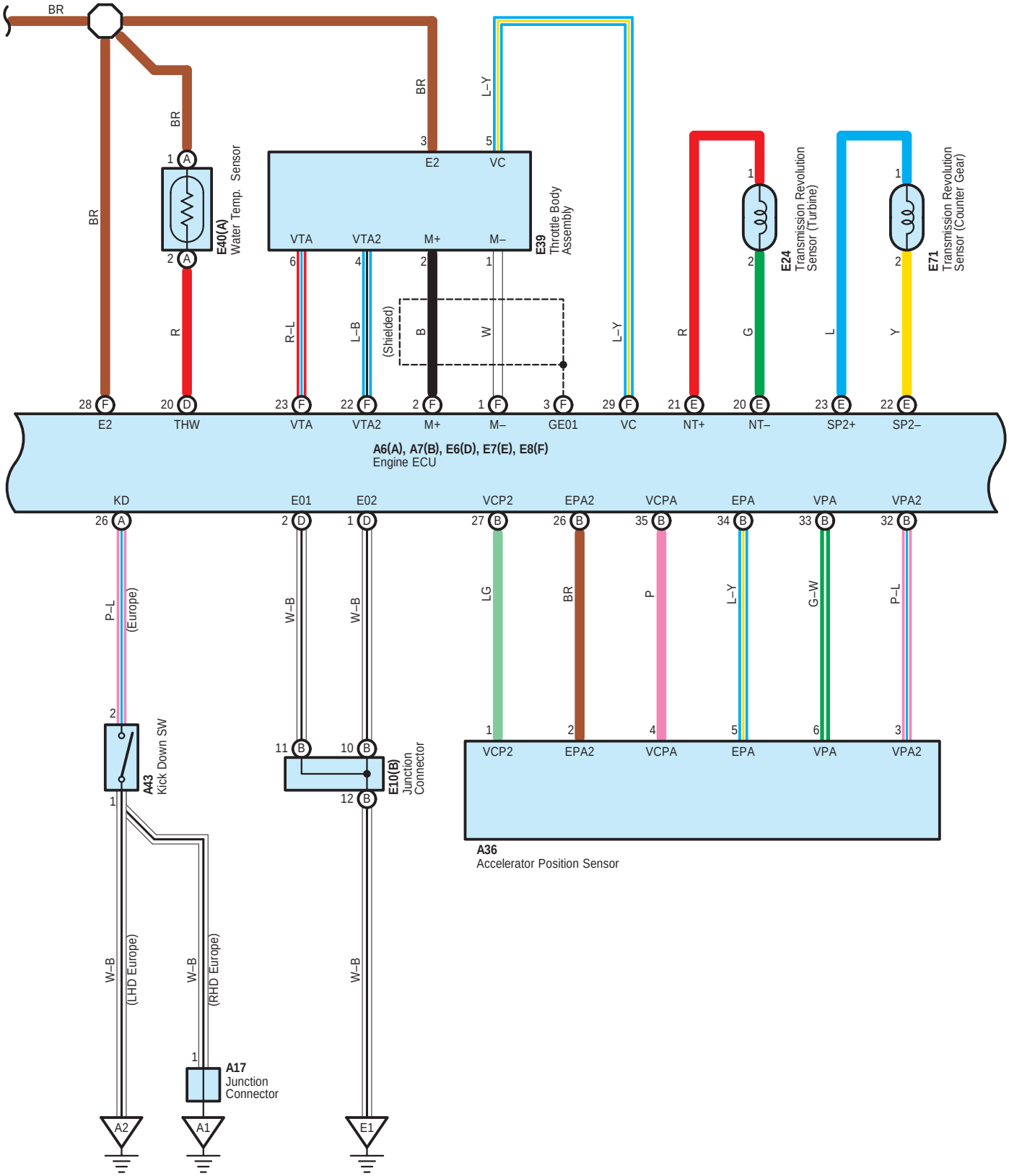
BR
BR
BR
BR
L–Y
E40(A)
Water Temp. Sensor
E39
Throttle Body Assembly
E24
Transmission Revolution Sensor (Turbine)
E71
Transmission Revolution Sensor (Counter Gear)
E2
VC
VTA
VTA2
M+
M–
R
R–L
L–B
(Shielded)
B
W
L–Y
R
G
L
Y
E2
THW
VTA
VTA2
M+
M–
GE01
VC
NT+
NT–
SP2+
SP2–
A6(A), A7(B), E6(D), E7(E), E8(F)
Engine ECU
KD
E01
E02
VCP2
EPA2
VCPA
EPA
VPA
VPA2
P–L
(Europe)
W–B
W–B
LG
BR
P
L–Y
G–W
P–L
A43
Kick Down SW
E10(B)
Junction Connector
VCP2
EPA2
VCPA
EPA
VPA
VPA2
A36
Accelerator Position Sensor
W–B
(LHD Europe)
W–B
(RHD Europe)
W–B
A17
Junction Connector
A2
A1
E1

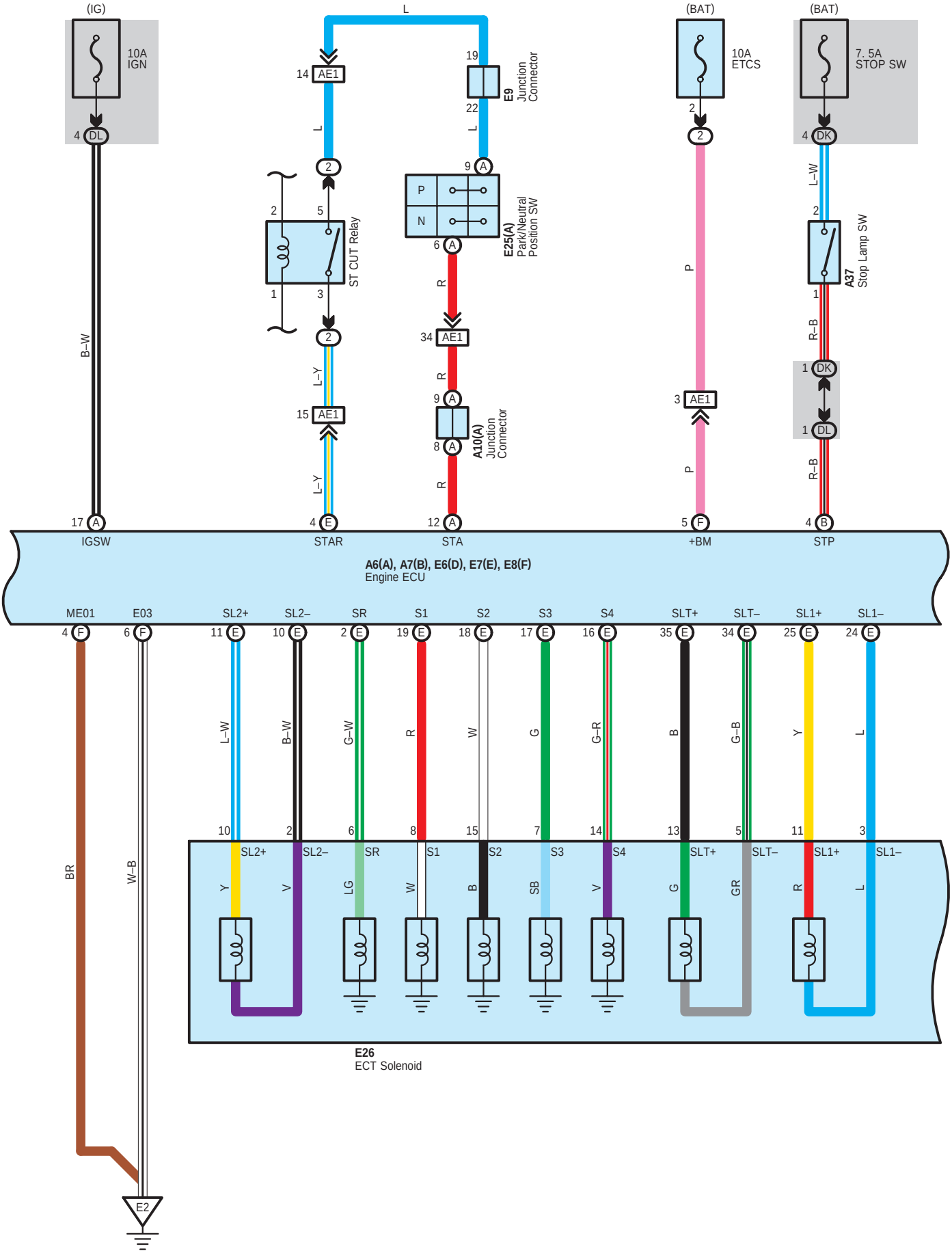
(IG)
10A
IGN
4 DL
B–W
17 A
IGSW
L
14 AE1
L
2
2
5
1
3
ST CUT Relay
2
L–Y
15 AE1
L–Y
4 E
STAR
19
22
E9
Junction
Connector
L
9 A
P
N
6 A
E25(A)
Park/Neutral
Position SW
R
34 AE1
R
9 A
8 A
A10(A)
Junction
Connector
R
12 A
STA
(BAT)
10A
ETCS
2
2
P
3 AE1
P
5 F
+BM
(BAT)
7. 5A
STOP SW
4 DK
L–W
2
A37
Stop Lamp SW
1
R–B
1 DK
1 DL
R–B
4 B
STP
A6(A), A7(B), E6(D), E7(E), E8(F)
Engine ECU
ME01
E03
SL2+
SL2–
SR
S1
S2
S3
S4
SLT+
SLT–
SL1+
SL1–
4 F
6 F
11 E
10 E
2 E
19 E
18 E
17 E
16 E
35 E
34 E
25 E
24 E
L–W
B–W
G–W
R
W
G
G–R
B
G–B
Y
L
10
2
6
8
15
7
14
13
5
11
3
SL2+
SL2–
SR
S1
S2
S3
S4
SLT+
SLT–
SL1+
SL1–
Y
V
LG
W
B
SB
V
G
GR
R
L
BR
W–B
E2
E26
ECT Solenoid

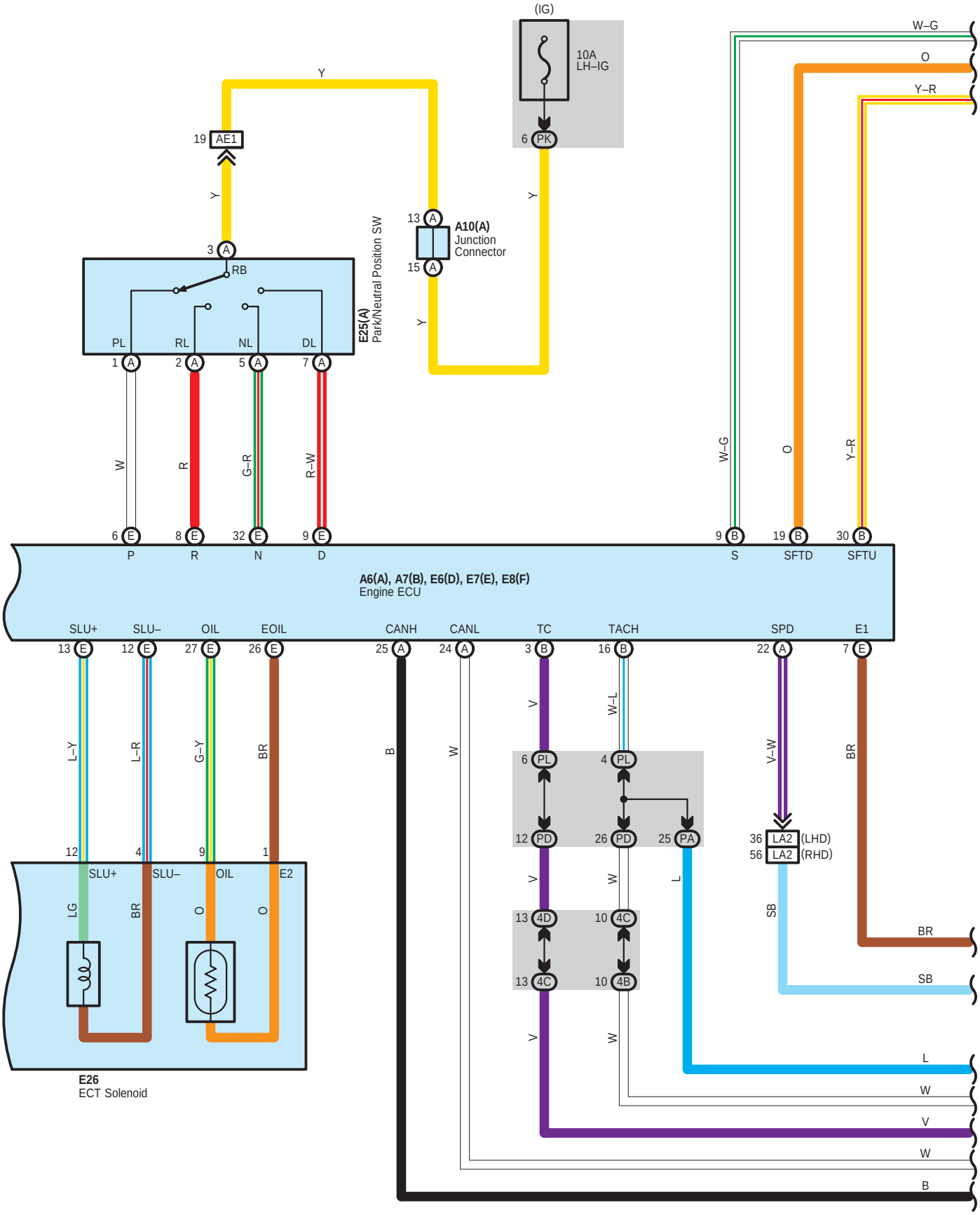
(IG)
10A
LH–IG
6 PK
Y
19 AE1
Y
3 A
RB
PL
RL
NL
DL
1 A
2 A
5 A
7 A
E25(A)
Park/Neutral Position SW
13 A
A10(A)
Junction
Connector
15 A
Y
W–G
O
Y–R
W
R
G–R
R–W
6 E
8 E
32 E
9 E
P
R
N
D
9 B
19 B
30 B
S
SFTD
SFTU
A6(A), A7(B), E6(D), E7(E), E8(F)
Engine ECU
SLU+
SLU–
OIL
EOIL
CANH
CANL
TC
TACH
SPD
E1
13 E
12 E
27 E
26 E
25 A
24 A
3 B
16 B
22 A
7 E
L–Y
L–R
G–Y
BR
B
W
V
W–L
V–W
6 PL
4 PL
12 PD
26 PD
25 PA
36 LA2 (LHD)
56 LA2 (RHD)
12
4
9
1
SLU+
SLU–
OIL
E2
LG
BR
O
O
13 4D
10 4C
13 4C
10 4B
SB
BR
SB
L
W
V
W
B
E26
ECT Solenoid

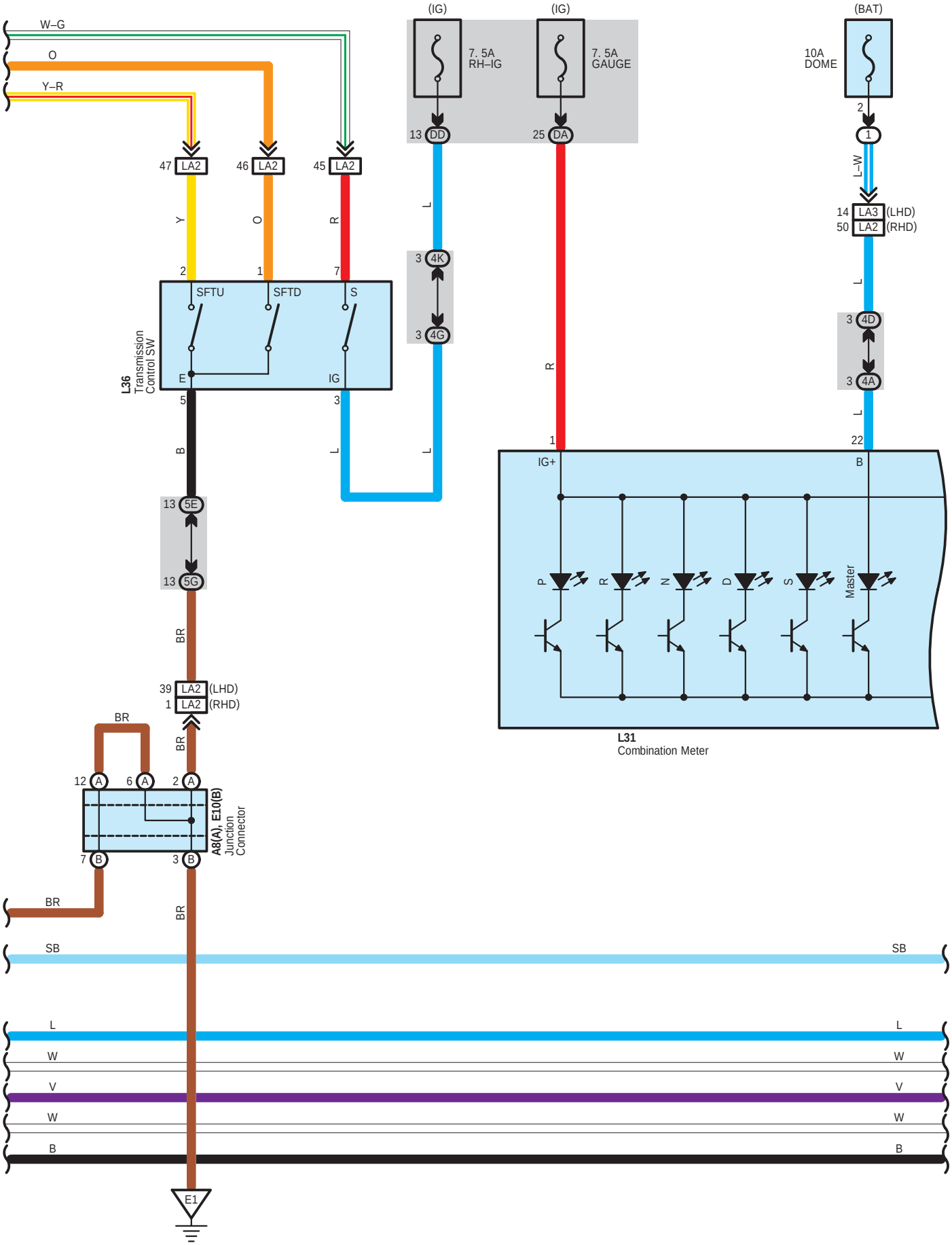
W–G
O
Y–R
47 LA2
46 LA2
45 LA2
Y
O
R
2
1
7
SFTU
SFTD
S
E
IG
L36
Transmission Control SW
5
3
B
L
L
13 5E
13 5G
BR
39 LA2 (LHD)
1 LA2 (RHD)
BR
BR
12 A
6 A
2 A
7 B
3 B
A8(A), E10(B)
Junction Connector
BR
BR
(IG)
7. 5A
RH–IG
13 DD
L
3 4K
3 4G
L
(IG)
7. 5A
GAUGE
25 DA
R
1
IG+
(BAT)
10A
DOME
2
1
L–W
14 LA3 (LHD)
50 LA2 (RHD)
L
3 4D
3 4A
L
22
B
P
R
N
D
S
Master
L31
Combination Meter
SB
SB
L
L
W
W
V
V
W
W
B
B
E1

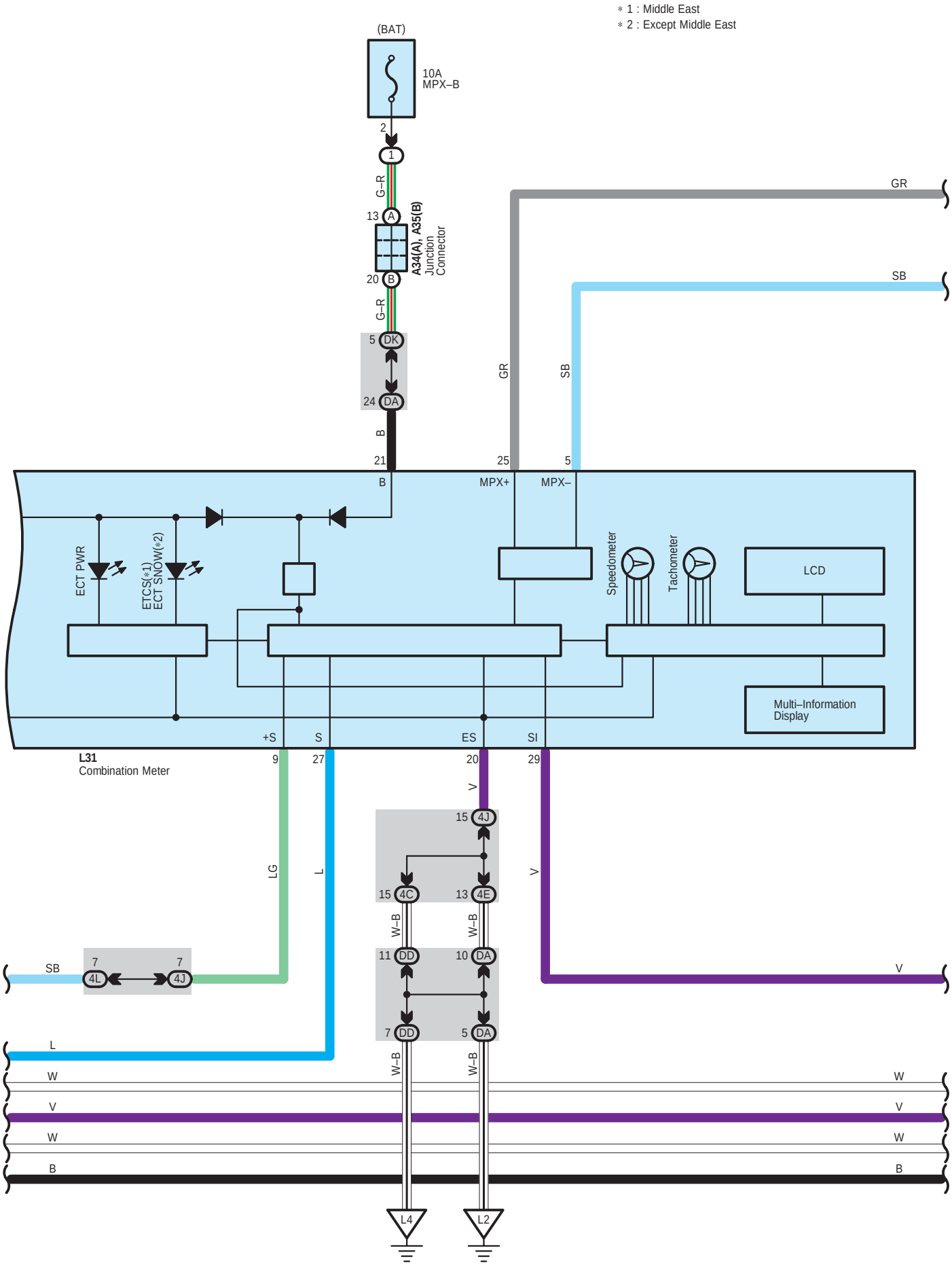
* 1 : Middle East
* 2 : Except Middle East
(BAT)
10A
MPX–B
2
1
G–R
13 A
A34(A), A35(B)
Junction
Connector
20 B
G–R
5 DK
24 DA
B
21
B
25
MPX+
5
MPX–
GR
SB
GR
SB
ECT PWR
ETCS(*1)
ECT SNOW(*2)
Speedometer
Tachometer
LCD
Multi–Information
Display
+S
S
ES
SI
L31
Combination Meter
9
27
20
29
V
15 4J
LG
L
V
15 4C
13 4E
W–B
W–B
11 DD
10 DA
SB
7
4L
7
4J
V
7 DD
5 DA
L
W–B
W–B
W
W
V
V
W
W
B
B
L4
L2

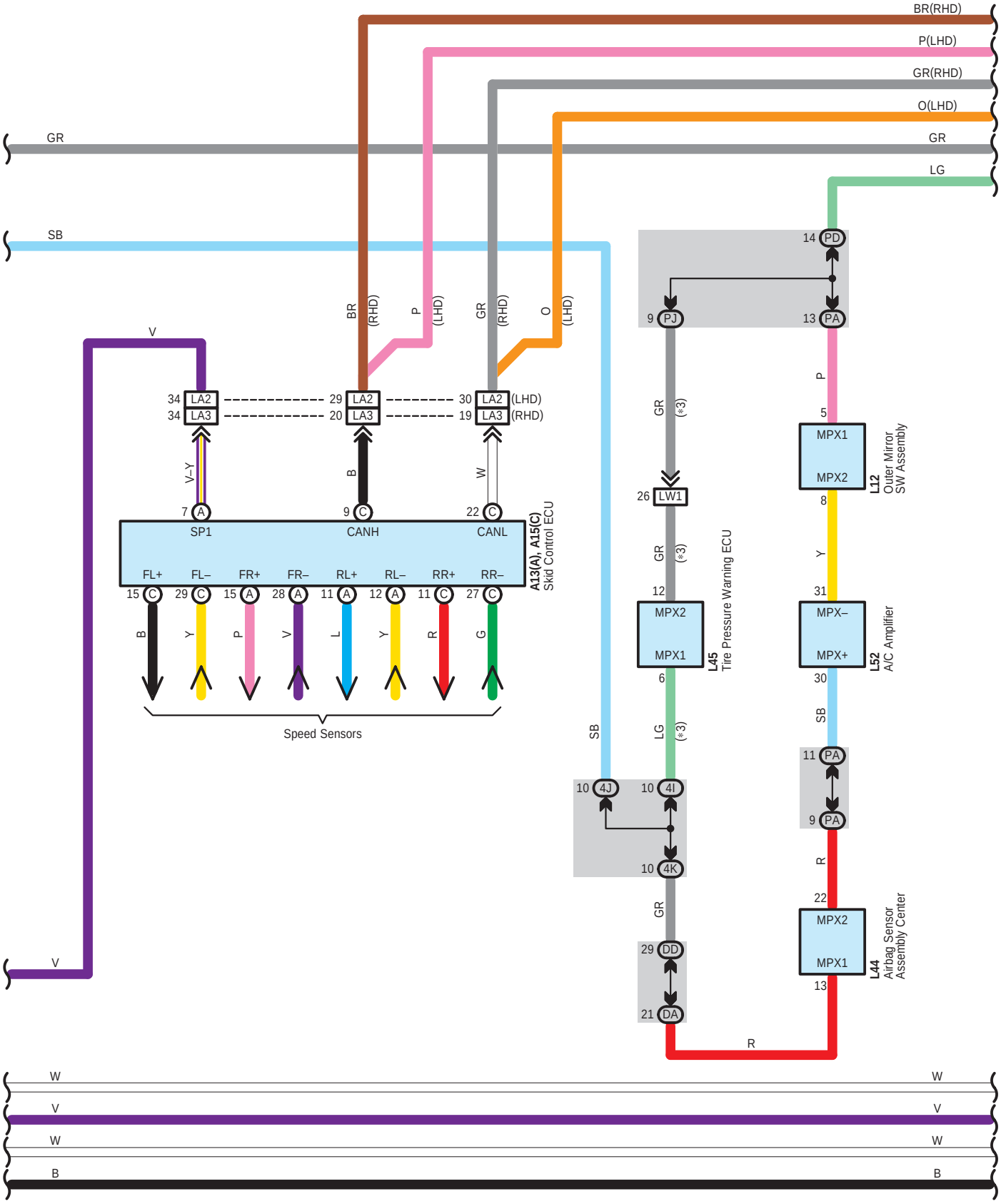
BR(RHD)
P(LHD)
GR(RHD)
O(LHD)
GR
GR
LG
SB
V
V
34 LA2
34 LA3
29 LA2
20 LA3
30 LA2 (LHD)
19 LA3 (RHD)
V–Y
B
W
7 A
9 C
22 C
SP1
CANH
CANL
A13(A), A15(C)
Skid Control ECU
FL+
FL–
FR+
FR–
RL+
RL–
RR+
RR–
15 C
29 C
15 A
28 A
11 A
12 A
11 C
27 C
B
Y
P
V
L
Y
R
G
Speed Sensors
14 PD
9 PJ
13 PA
GR (*3)
26 LW1
GR (*3)
12
MPX2
MPX1
6
L45
Tire Pressure Warning ECU
LG (*3)
10 4J
10 4I
10 4K
GR
29 DD
21 DA
R
5
MPX1
MPX2
8
L12
Outer Mirror
SW Assembly
Y
31
MPX–
MPX+
30
L52
A/C Amplifier
SB
11 PA
9 PA
R
22
MPX2
MPX1
13
L44
Airbag Sensor
Assembly Center
W
V
W
B

＊3 : w/ Tire Pressure Warning System

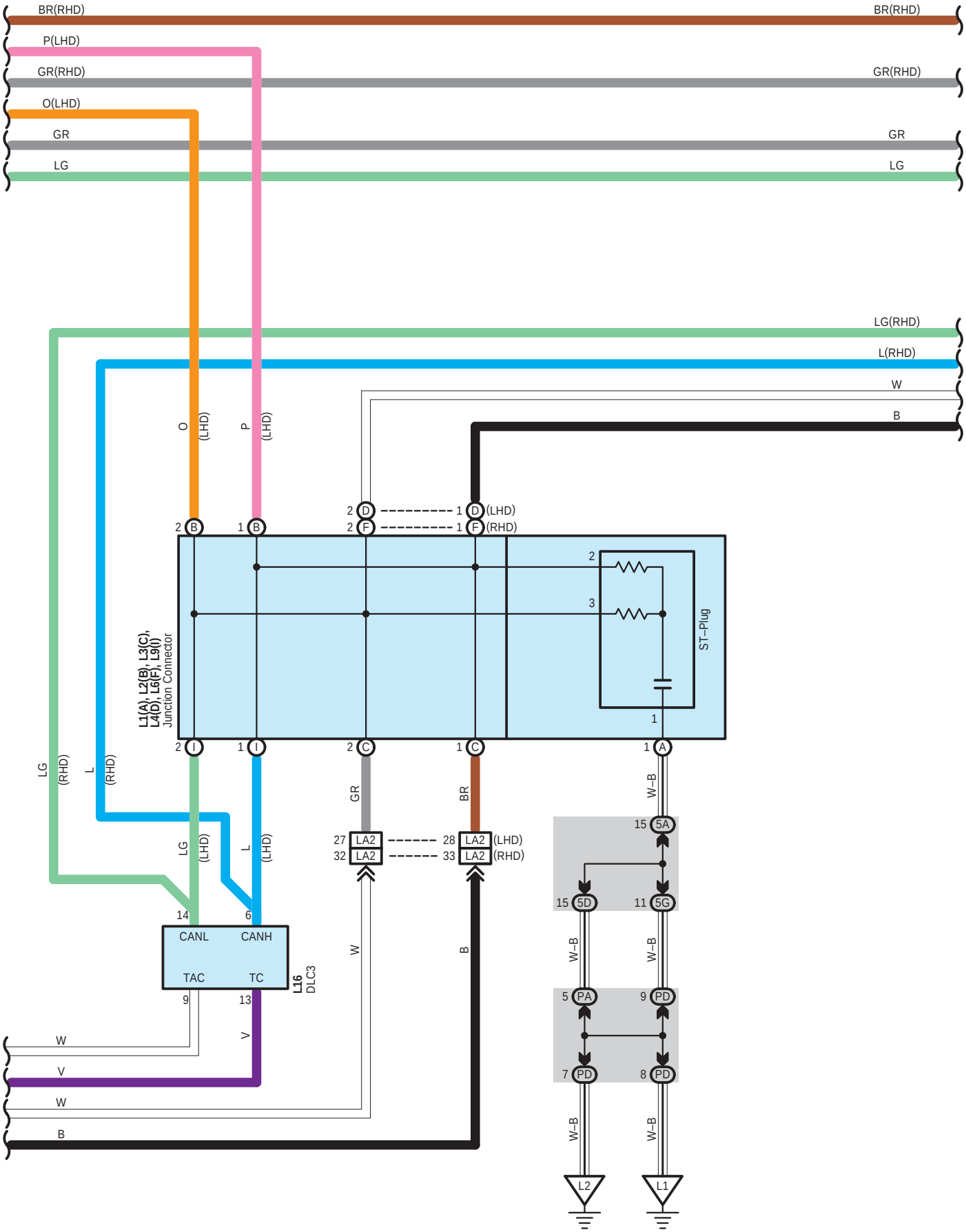

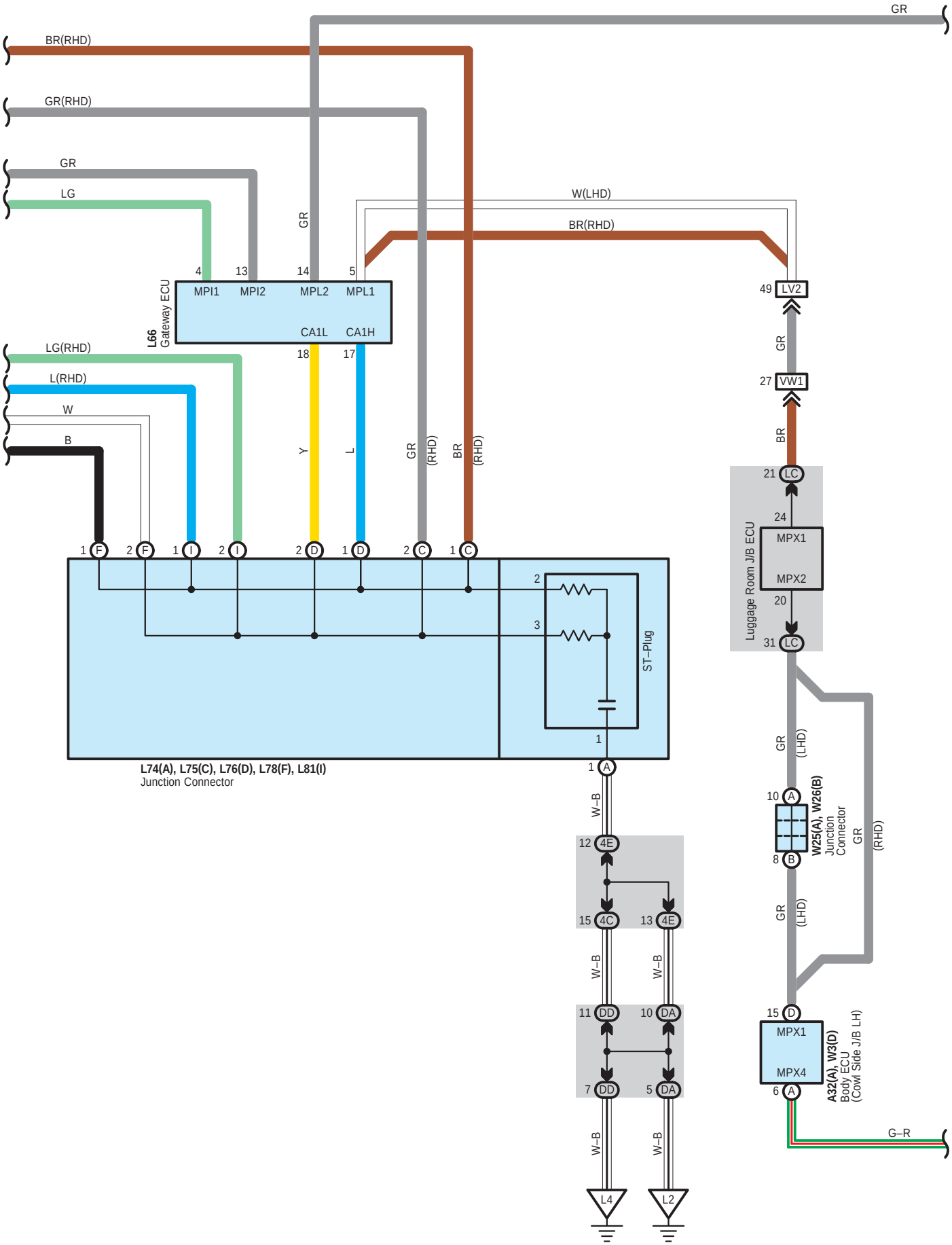
GR
BR(RHD)
GR(RHD)
GR
LG
W(LHD)
BR(RHD)
GR
4
13
14
5
MPI1
MPI2
MPL2
MPL1
L66
Gateway ECU
CA1L
CA1H
18
17
LG(RHD)
L(RHD)
W
B
Y
L
GR
(RHD)
BR
(RHD)
49
LV2
GR
27
VW1
BR
21
LC
24
MPX1
MPX2
20
31
LC
Luggage Room J/B ECU
1 F
2 F
1 I
2 I
2 D
1 D
2 C
1 C
2
3
1
ST–Plug
L74(A), L75(C), L76(D), L78(F), L81(I)
Junction Connector
1 A
W–B
12 4E
15 4C
13 4E
W–B
W–B
11 DD
10 DA
7 DD
5 DA
W–B
W–B
L4
L2
GR
(LHD)
10 A
8 B
W25(A), W26(B)
Junction
Connector
GR
(RHD)
GR
(LHD)
15 D
MPX1
MPX4
6 A
A32(A), W3(D)
Body ECU
(Cowl Side J/B LH)
G–R

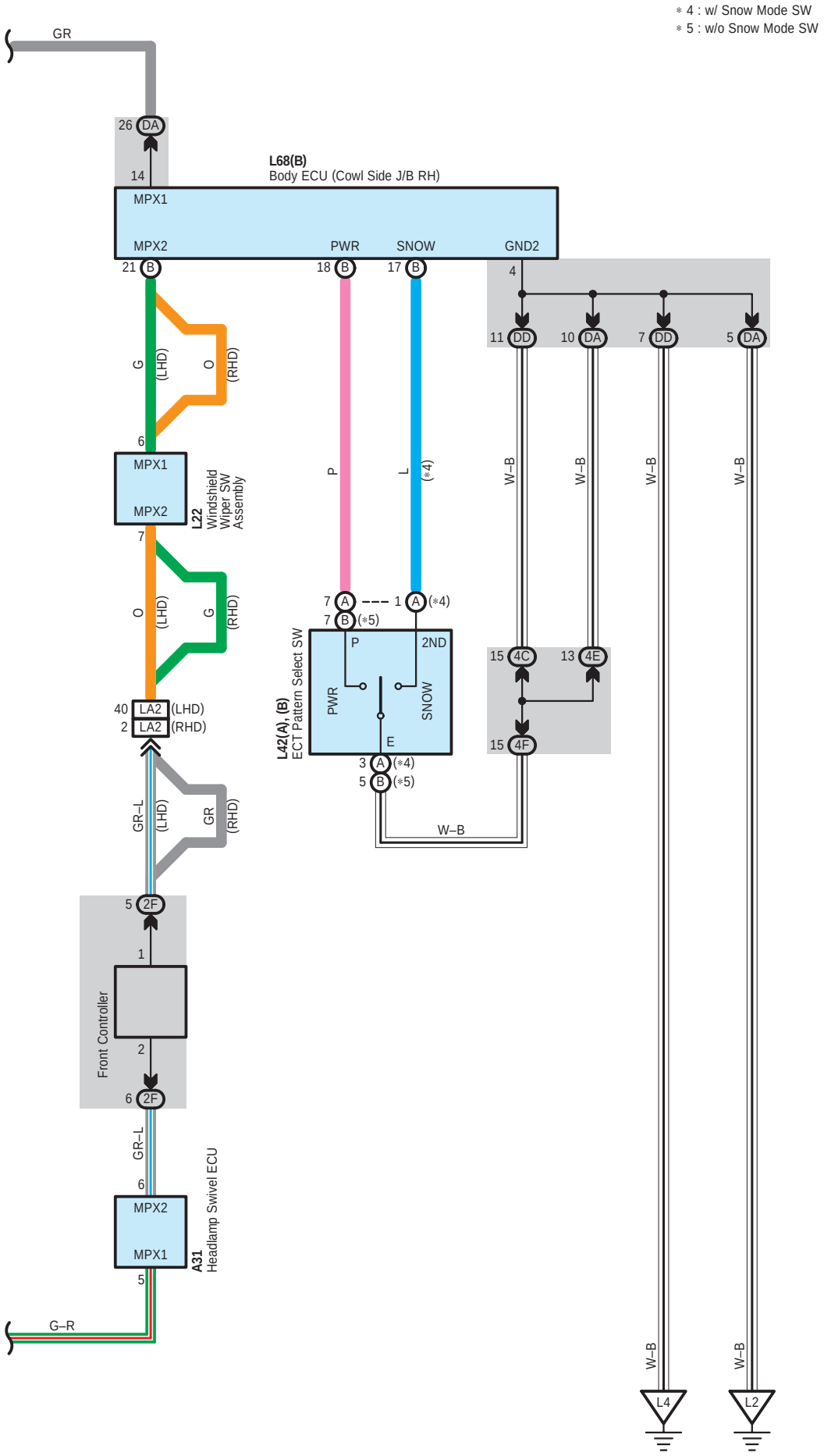
∗ 4 : w/ Snow Mode SW
∗ 5 : w/o Snow Mode SW
GR
26 DA
14
L68(B)
Body ECU (Cowl Side J/B RH)
MPX1
MPX2
PWR
SNOW
GND2
21 B
18 B
17 B
4
11 DD
10 DA
7 DD
5 DA
G
(LHD)
O
(RHD)
6
MPX1
MPX2
L22
Windshield Wiper SW Assembly
7
P
L
(∗4)
W–B
7 A
1 A (∗4)
7 B (∗5)
P
2ND
PWR
SNOW
E
L42(A), (B)
ECT Pattern Select SW
3 A (∗4)
5 B (∗5)
15 4C
13 4E
15 4F
40 LA2 (LHD)
2 LA2 (RHD)
GR–L
GR
5 2F
1
Front Controller
2
6 2F
6
MPX2
MPX1
A31
Headlamp Swivel ECU
5
G–R
L4
L2

A 6
White

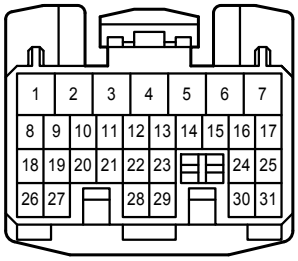

A 7
White

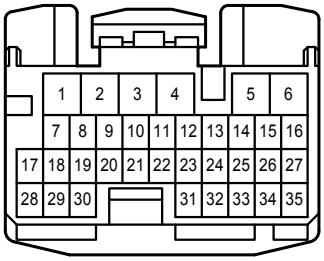

A 8
Gray



A 9
White

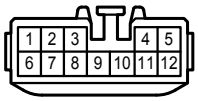

A 10
Blue

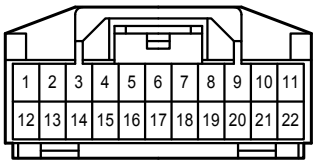

A 11
Blue

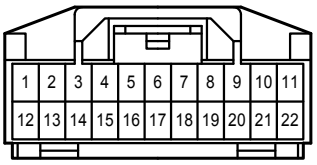

A 13
Black

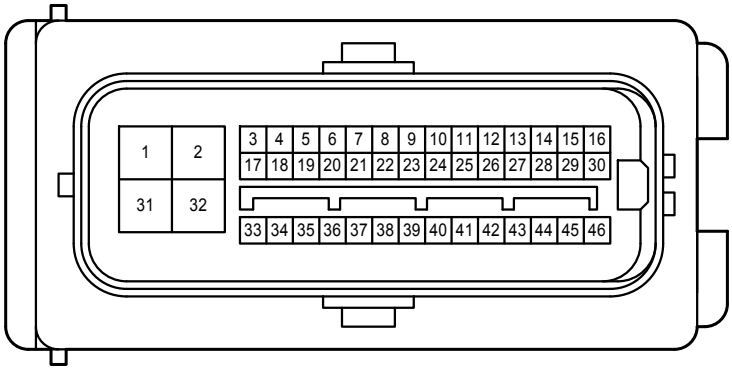

A 15
Gray

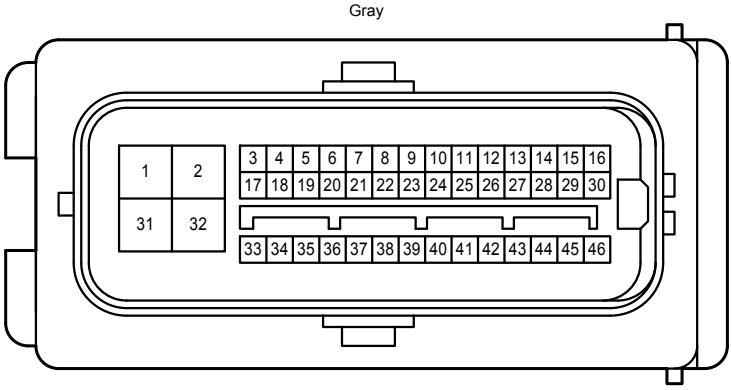

A 17
Gray

A 31
White

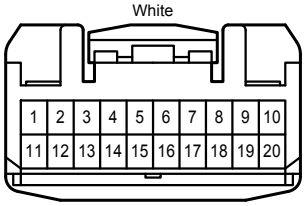

A 32
White

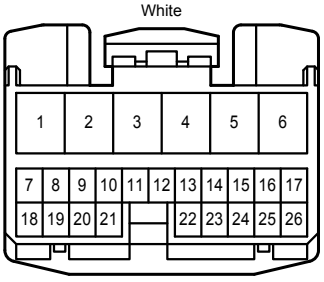

A 34
Blue

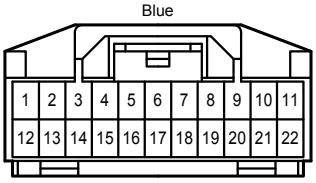

A 35
Blue

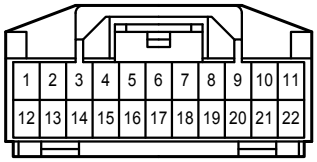

A 36
Black

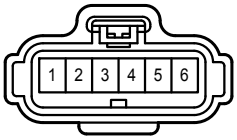

A 37
Green

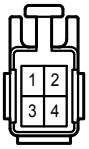

A 43
Black

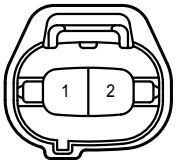

E 6
White

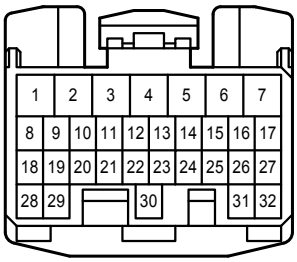

(Before Jul. 2006 Production Except 3GR-FSE)

E 7
White

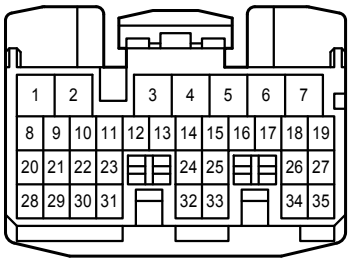

(Before Jul. 2006 Production Except 3GR-FSE)

E 8
White

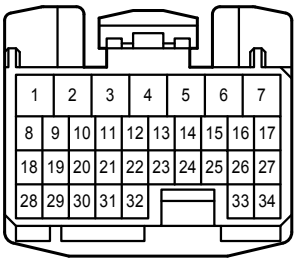

(Before Jul. 2006 Production Except 3GR-FSE)

E 9
White

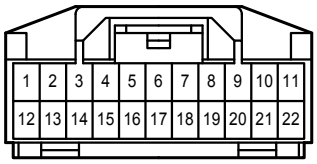

E 10
Gray



E 24
Black

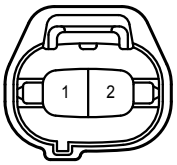

E 25
Gray

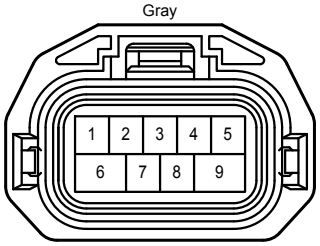

(3UZ-FE, 3GR-FE)

E 26
Gray

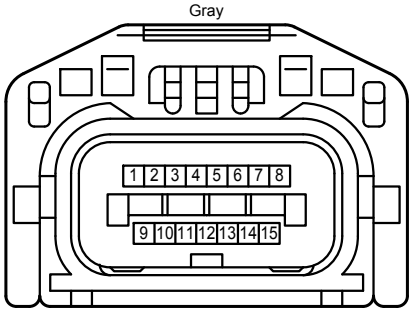

E 39
Black

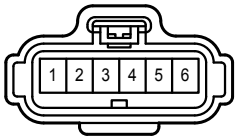

E 40
Black

(3UZ-FE)

E 42
Black



(Except 1UR-FSE)

E 42
Black

(1UR-FSE)

E 71
Black

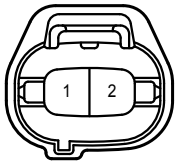

L 1
White

L 2
White

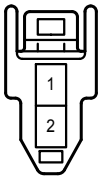

L 3
White

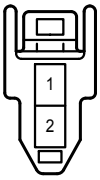

L 4
White

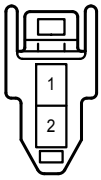

L 6
White

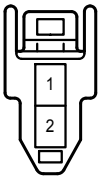

L 9
White

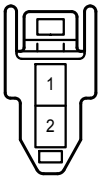

L 12
White

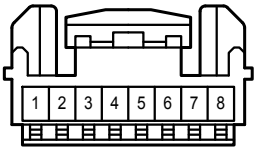

L 16
White

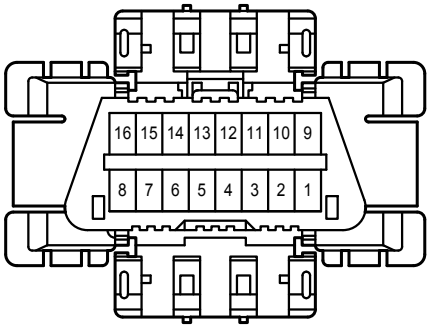

L 22
White

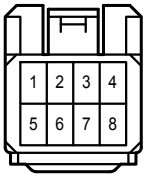

L 31
White

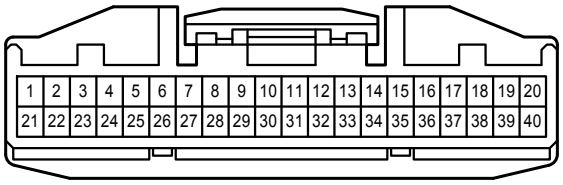

L 36
White

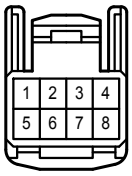

L 42
White

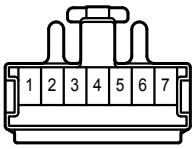

(w/o Snow Mode SW)

L 42
Black

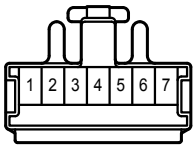

(w/ Snow Mode SW)

L 44
Yellow

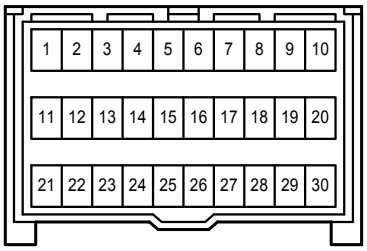

L 45
Black

L 52
White

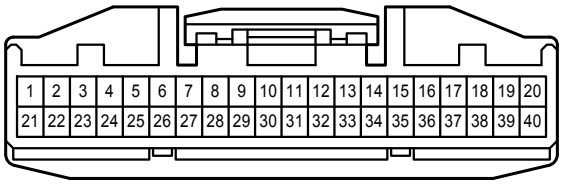

L 66
White

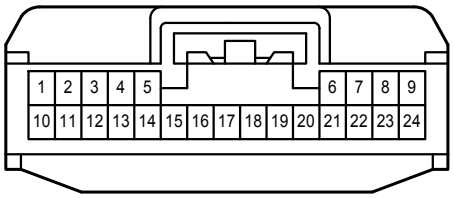

L 68
White

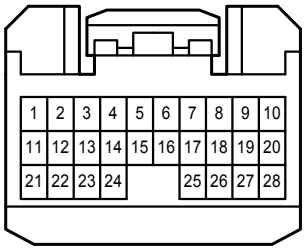

L 74
White

L 75
White

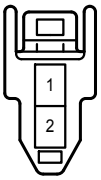

L 76
White

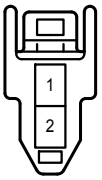

L 78
White

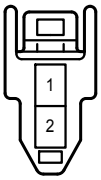

L 81
White

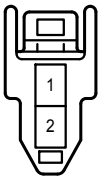

W 3
White

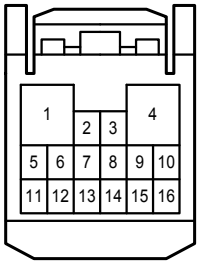

W 25
Gray



W 26
Gray



2A
White

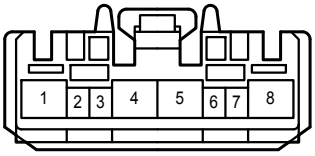

2F
Black

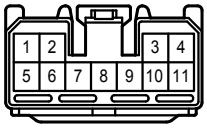

4A
White

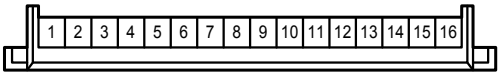

4B
White

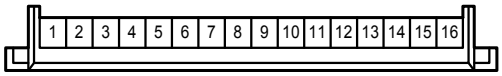

4C
White

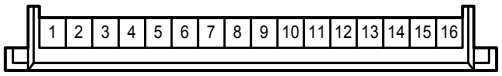

4D
White

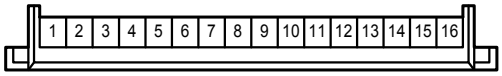

4E
White

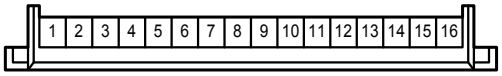

4F
White

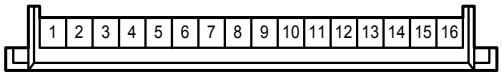

4G
White

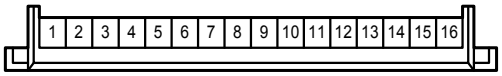

4I
White

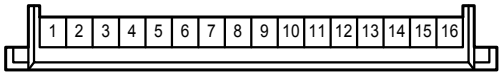

4J
White

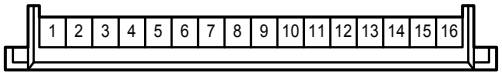

4K
White

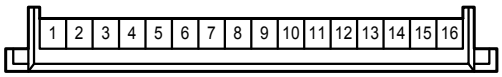

4L
White

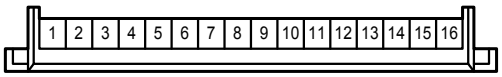

5A
White

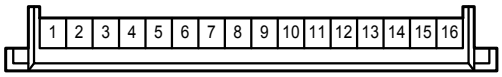

5D
White

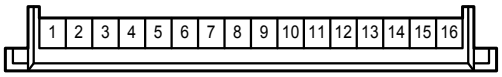

5E
White

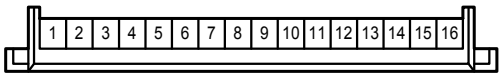

5G
White

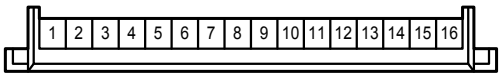

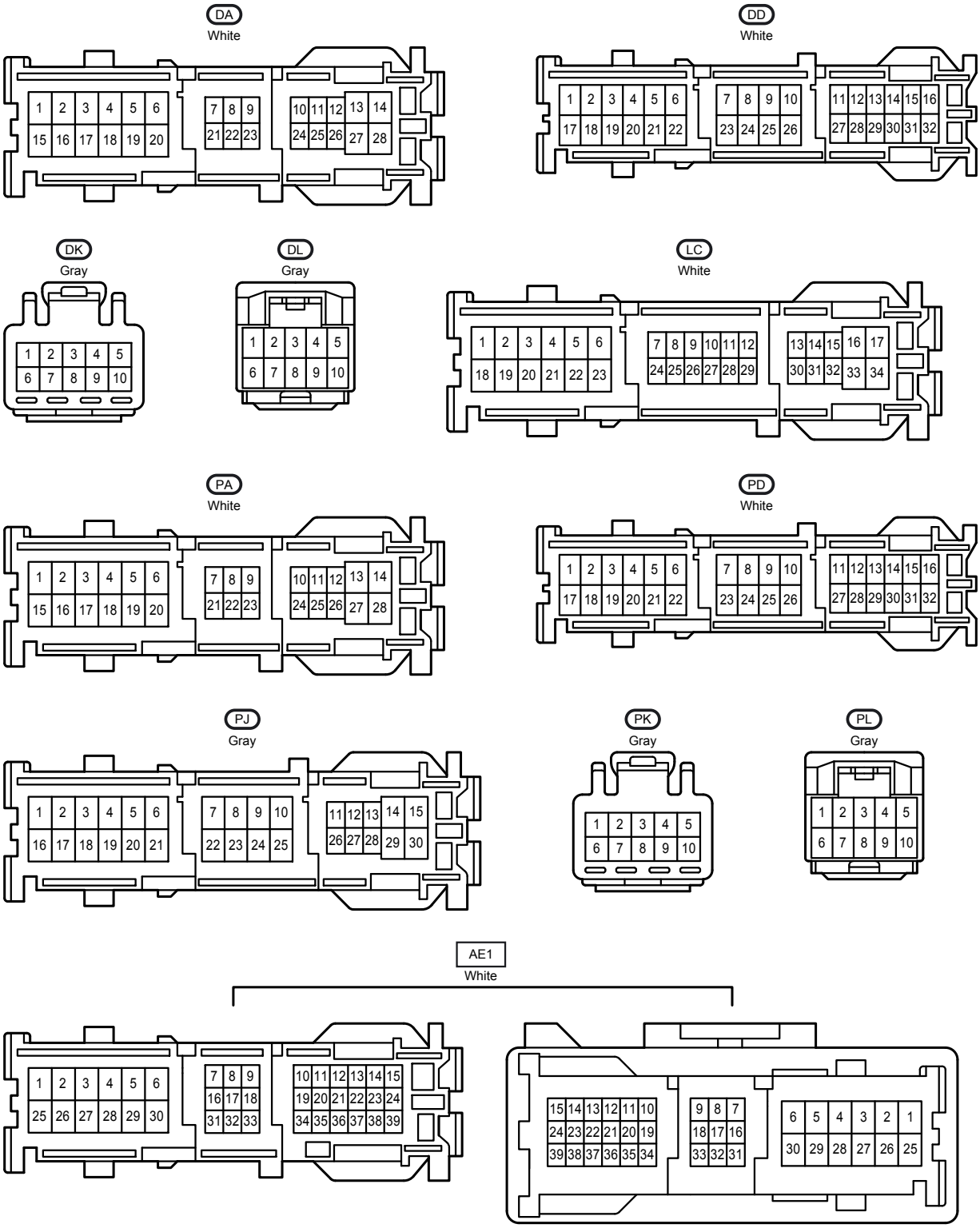
DA
White
DD
White
DK
Gray
DL
Gray
LC
White
PA
White
PD
White
PJ
Gray
PK
Gray
PL
Gray
AE1
White

LA2
White

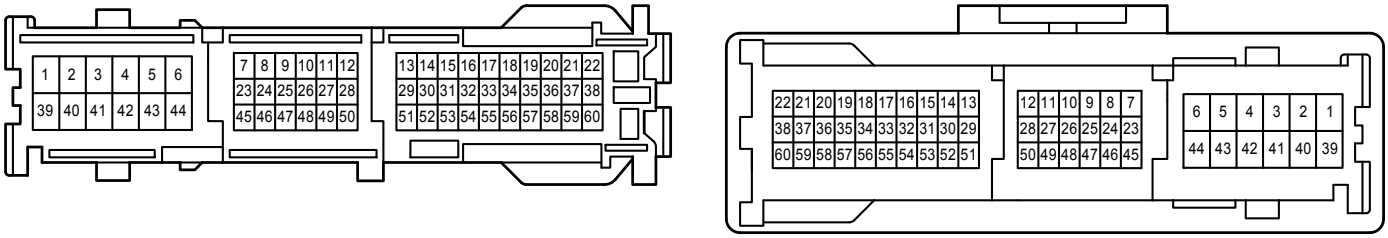

LA3
White

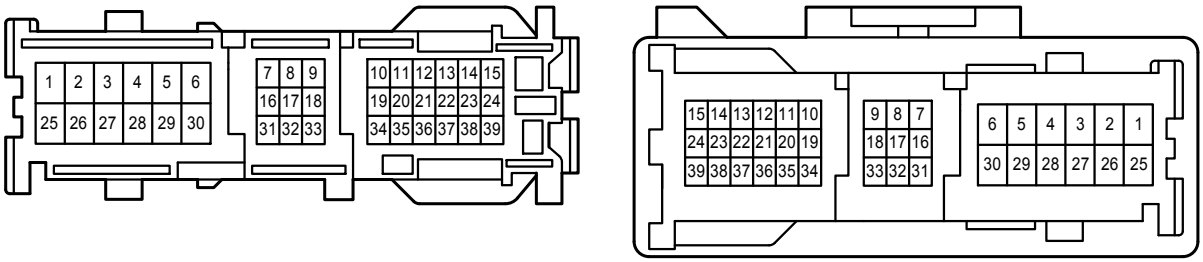

LV2
White

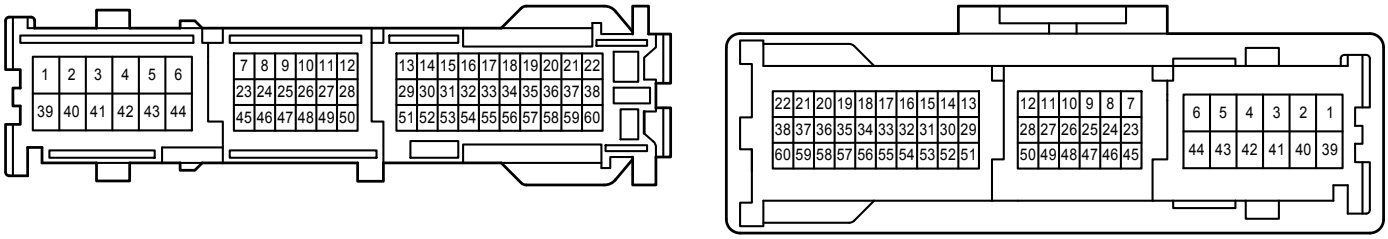

LW1
White

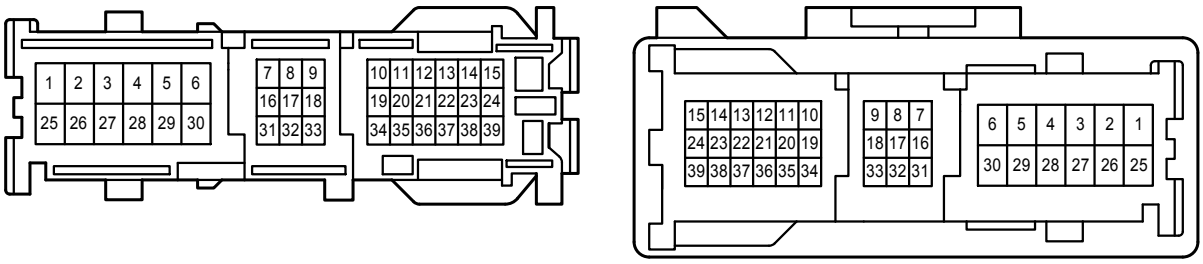
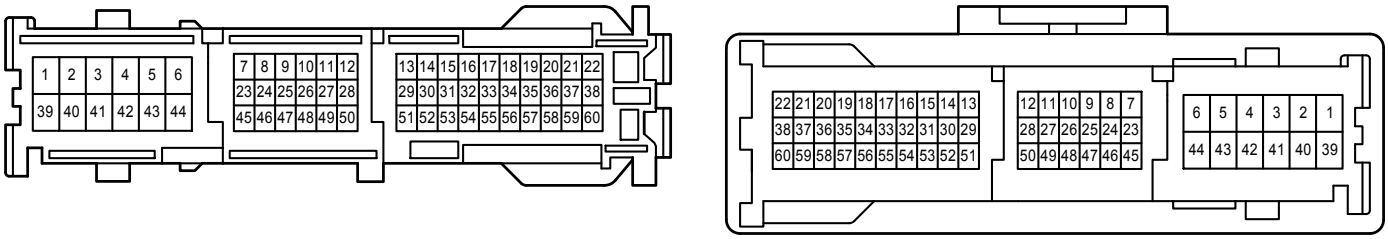
VW1
White