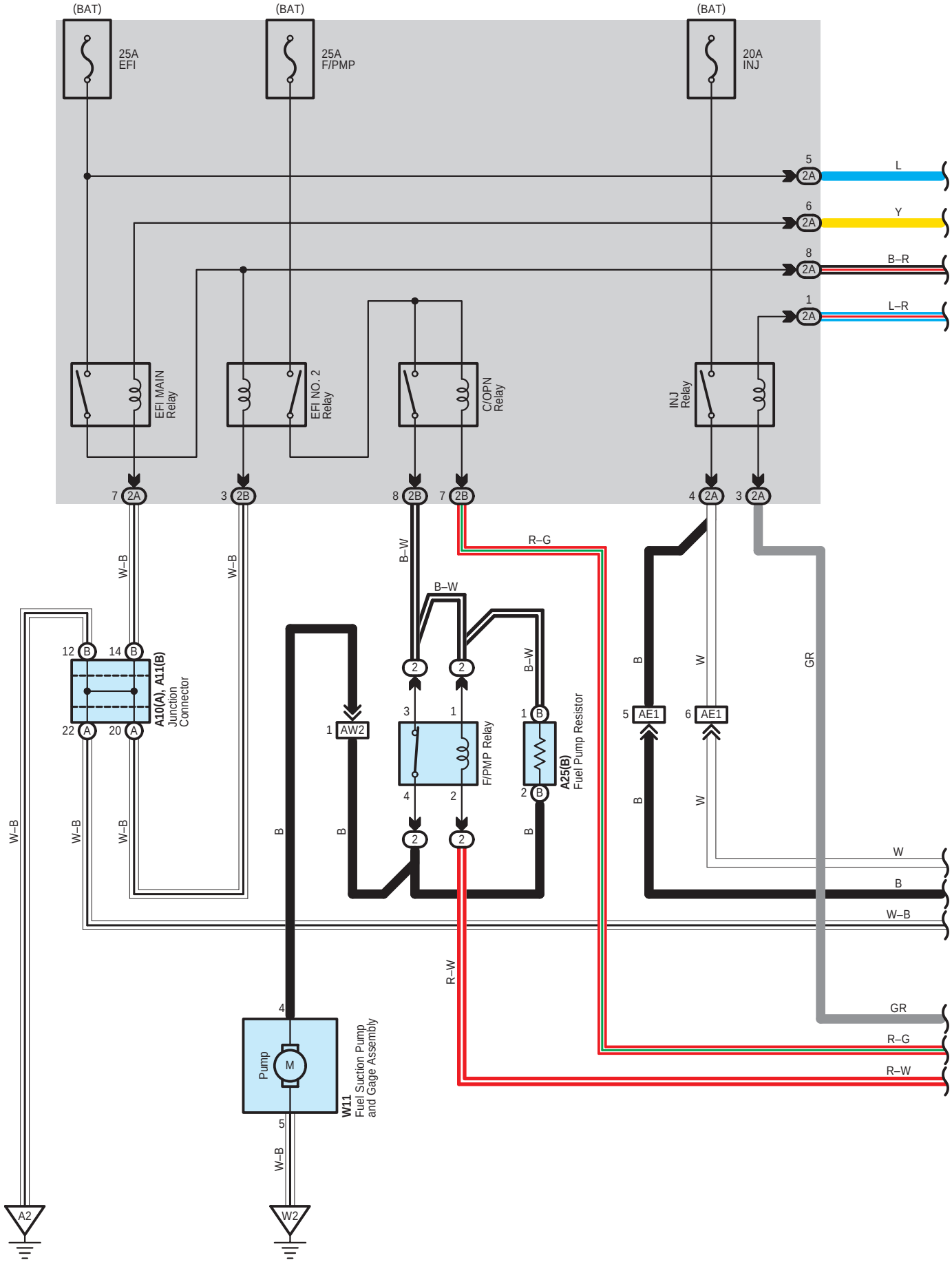
(BAT)
25A
EFI
(BAT)
25A
F/PMP
(BAT)
20A
INJ
5
2A
L
6
2A
Y
8
2A
B–R
1
2A
L–R
EFI MAIN
Relay
EFI NO. 2
Relay
C/OPN
Relay
INJ
Relay
7 2A
3 2B
8 2B
7 2B
4 2A
3 2A
W–B
W–B
B–W
R–G
B–W
12 B
14 B
22 A
20 A
A10(A), A11(B)
Junction
Connector
1 AW2
3
1
4
2
F/PMP Relay
B–W
1 B
2 B
A25(B)
Fuel Pump Resistor
B
W
GR
5 AE1
6 AE1
B
W
W–B
W–B
W–B
B
B
B
W
B
W–B
R–W
GR
R–G
R–W
4
Pump
M
5
W11
Fuel Suction Pump
and Gage Assembly
W–B
A2
W2

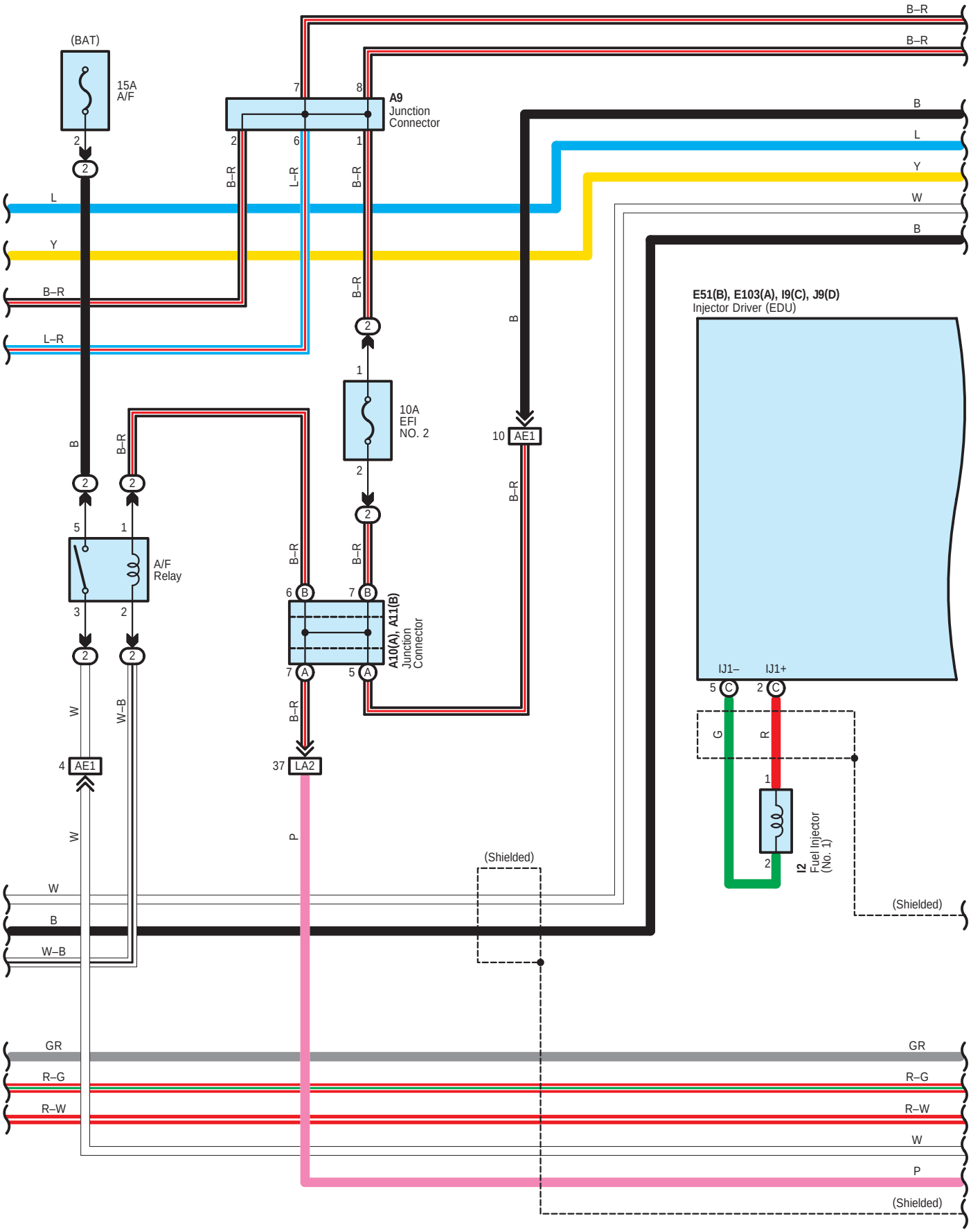
(BAT)
15A
A/F
A9
Junction
Connector
10A
EFI
NO. 2
A/F
Relay
A10(A), A11(B)
Junction
Connector
AE1
LA2
E51(B), E103(A), I9(C), J9(D)
Injector Driver (EDU)
IJ1–
IJ1+
I2
Fuel Injector
(No. 1)
(Shielded)
B–R
B
L
Y
W
W–B
L–R
GR
R–G
R–W
P

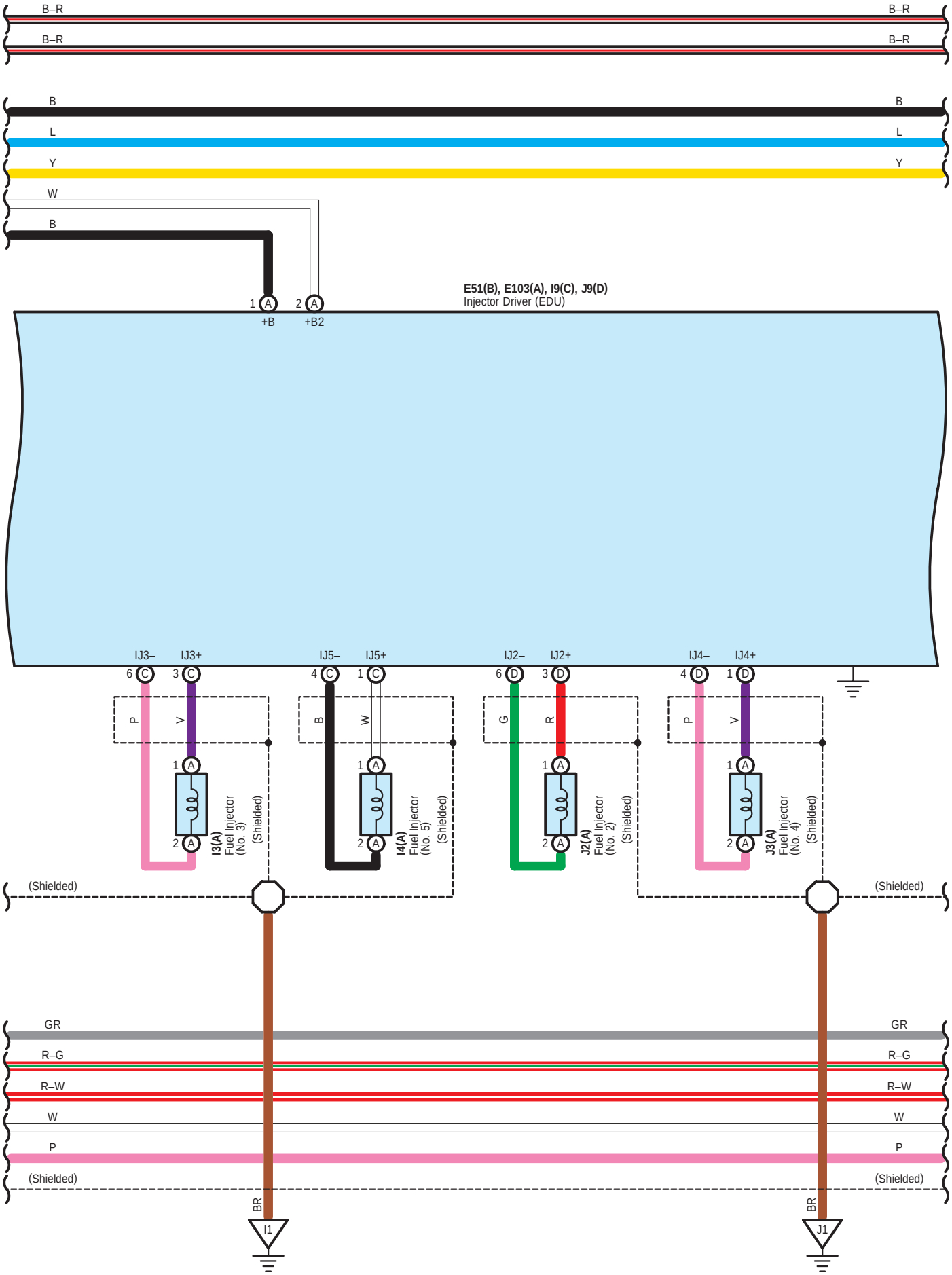
B–R
B–R
B–R
B–R
B
B
L
L
Y
Y
W
B
1 A
2 A
+B
+B2
E51(B), E103(A), I9(C), J9(D)
Injector Driver (EDU)
IJ3–
IJ3+
IJ5–
IJ5+
IJ2–
IJ2+
IJ4–
IJ4+
6 C
3 C
4 C
1 C
6 D
3 D
4 D
1 D
P
V
B
W
G
R
P
V
I3(A)
Fuel Injector
(No. 3)
(Shielded)
I4(A)
Fuel Injector
(No. 5)
(Shielded)
J2(A)
Fuel Injector
(No. 2)
(Shielded)
J3(A)
Fuel Injector
(No. 4)
(Shielded)
(Shielded)
(Shielded)
GR
GR
R–G
R–G
R–W
R–W
W
W
P
P
(Shielded)
(Shielded)
BR
BR
I1
J1

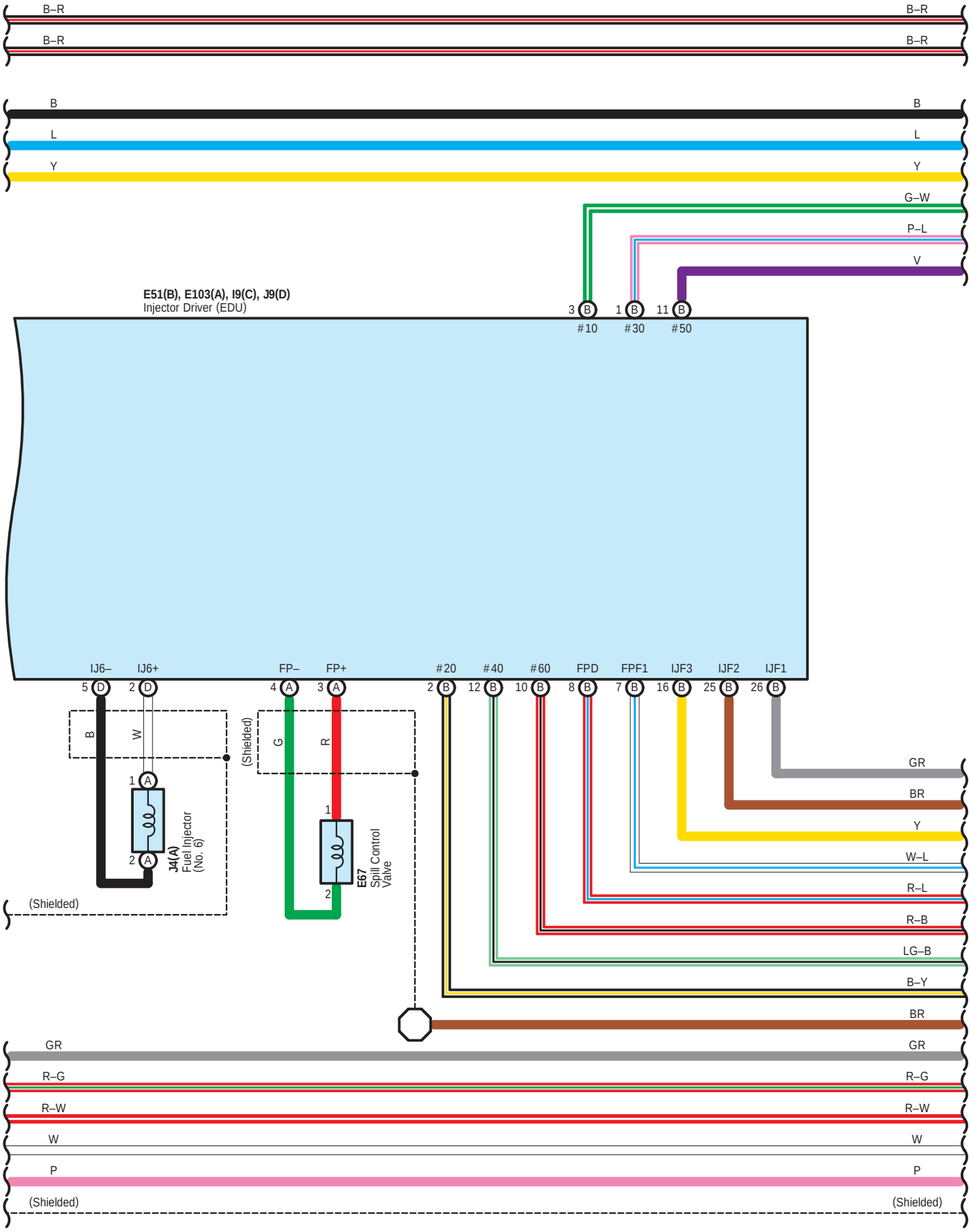
B–R
B–R
B–R
B–R
B
L
Y
B
L
Y
G–W
P–L
V
E51(B), E103(A), I9(C), J9(D)
Injector Driver (EDU)
3 B #10
1 B #30
11 B #50
IJ6–
IJ6+
FP–
FP+
#20
#40
#60
FPD
FPF1
IJF3
IJF2
IJF1
5 D
2 D
4 A
3 A
2 B
12 B
10 B
8 B
7 B
16 B
25 B
26 B
B
W
(Shielded)
G
R
(Shielded)
1 A
2 A
J4(A)
Fuel Injector
(No. 6)
1
2
E67
Spill Control
Valve
(Shielded)
GR
BR
Y
W–L
R–L
R–B
LG–B
B–Y
BR
GR
R–G
R–W
W
P
(Shielded)
GR
R–G
R–W
W
P
(Shielded)

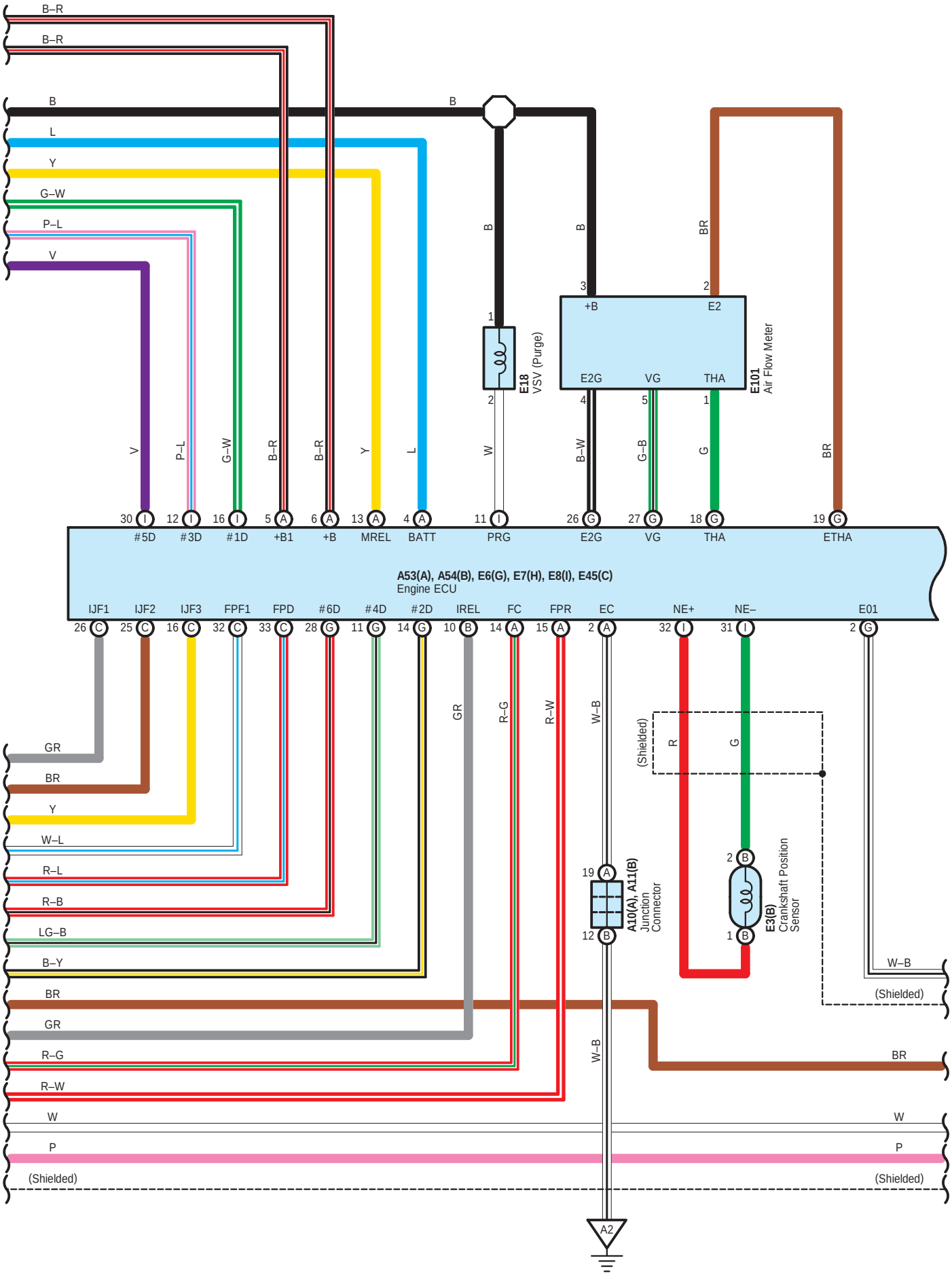
B–R
B–R
B
L
Y
G–W
P–L
V
B
B
B
BR
3
2
+B
E2
1
E18
VSV (Purge)
E2G
VG
THA
E101
Air Flow Meter
2
4
5
1
V
P–L
G–W
B–R
B–R
Y
L
W
B–W
G–B
G
BR
30 I #5D
12 I #3D
16 I #1D
5 A +B1
6 A +B
13 A MREL
4 A BATT
11 I PRG
26 G E2G
27 G VG
18 G THA
19 G ETHA
A53(A), A54(B), E6(G), E7(H), E8(I), E45(C)
Engine ECU
IJF1 IJF2 IJF3 FPF1 FPD #6D #4D #2D IREL FC FPR EC NE+ NE– E01
26 C
25 C
16 C
32 C
33 C
28 G
11 G
14 G
10 B
14 A
15 A
2 A
32 I
31 I
2 G
GR
R–G
R–W
W–B
(Shielded)
R
G
GR
BR
Y
W–L
R–L
R–B
LG–B
B–Y
BR
GR
R–G
R–W
W
P
(Shielded)
19 A
12 B
A10(A), A11(B)
Junction
Connector
2 B
1 B
E3(B)
Crankshaft Position
Sensor
W–B
(Shielded)
W–B
BR
W
P
(Shielded)
A2

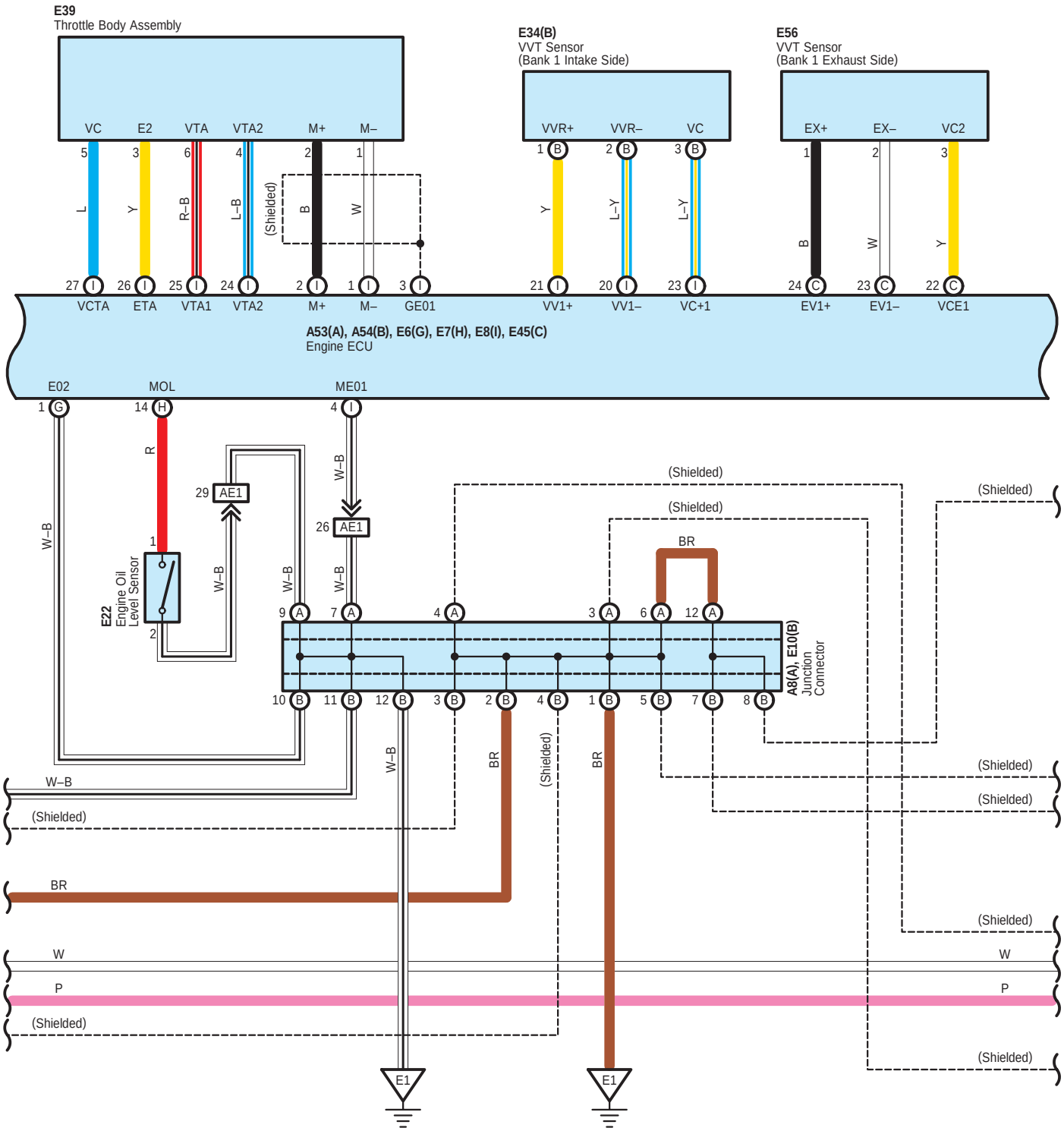
E39
Throttle Body Assembly
VC
E2
VTA
VTA2
M+
M–
E34(B)
VVT Sensor
(Bank 1 Intake Side)
VVR+
VVR–
VC
E56
VVT Sensor
(Bank 1 Exhaust Side)
EX+
EX–
VC2
VCTA
ETA
VTA1
VTA2
M+
M–
GE01
VV1+
VV1–
VC+1
EV1+
EV1–
VCE1
A53(A), A54(B), E6(G), E7(H), E8(I), E45(C)
Engine ECU
E02
MOL
ME01
AE1
E22
Engine Oil
Level Sensor
A8(A), E10(B)
Junction
Connector
(Shielded)
W–B
BR
W
P
E1

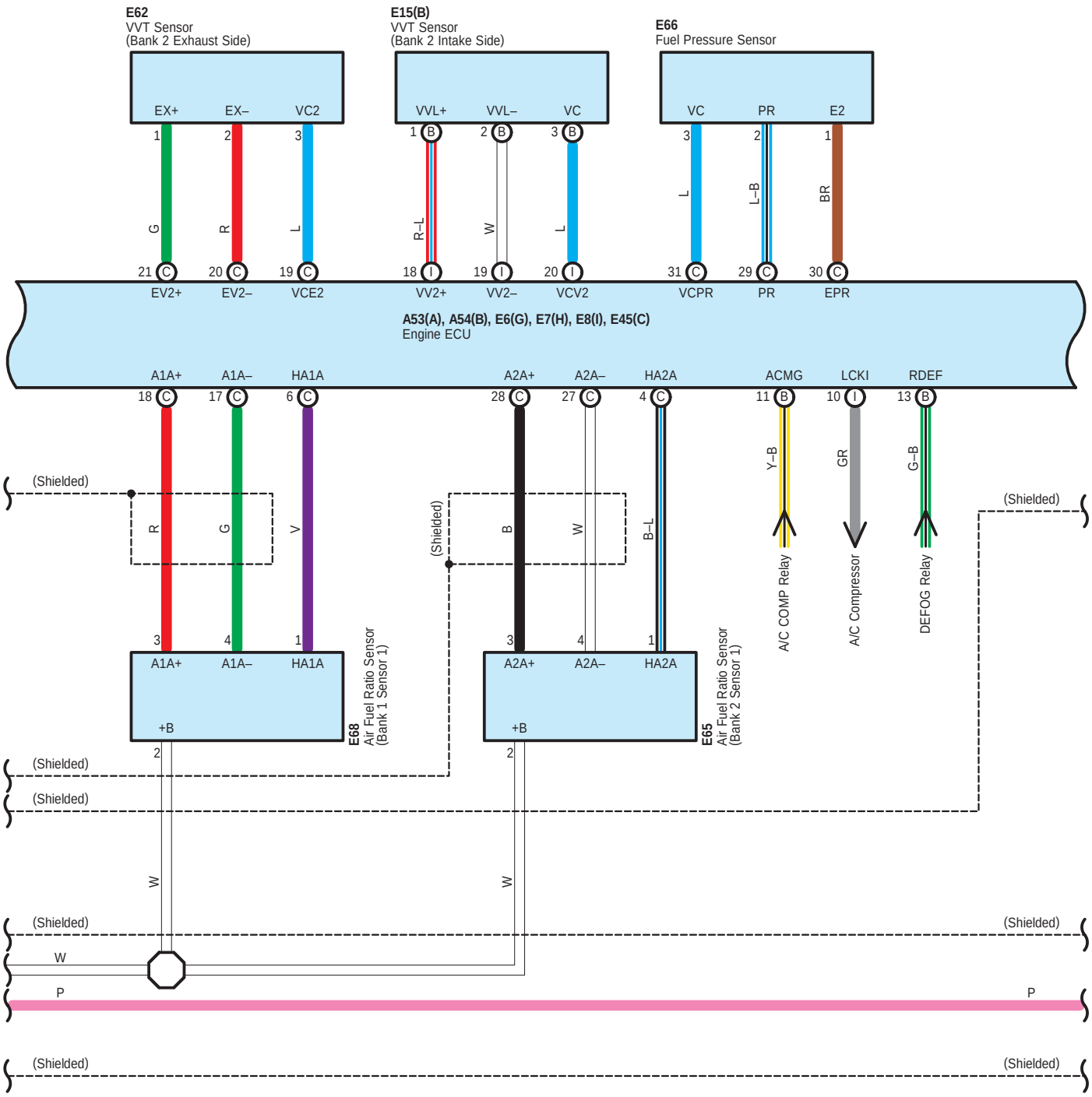
E62
VVT Sensor
(Bank 2 Exhaust Side)
EX+
EX–
VC2
E15(B)
VVT Sensor
(Bank 2 Intake Side)
VVL+
VVL–
VC
E66
Fuel Pressure Sensor
VC
PR
E2
EV2+
EV2–
VCE2
VV2+
VV2–
VCV2
VCPR
PR
EPR
A53(A), A54(B), E6(G), E7(H), E8(I), E45(C)
Engine ECU
A1A+
A1A–
HA1A
A2A+
A2A–
HA2A
ACMG
LCKI
RDEF
(Shielded)
A/C COMP Relay
A/C Compressor
DEFOG Relay
E68
Air Fuel Ratio Sensor
(Bank 1 Sensor 1)
E65
Air Fuel Ratio Sensor
(Bank 2 Sensor 1)
+B
W
P

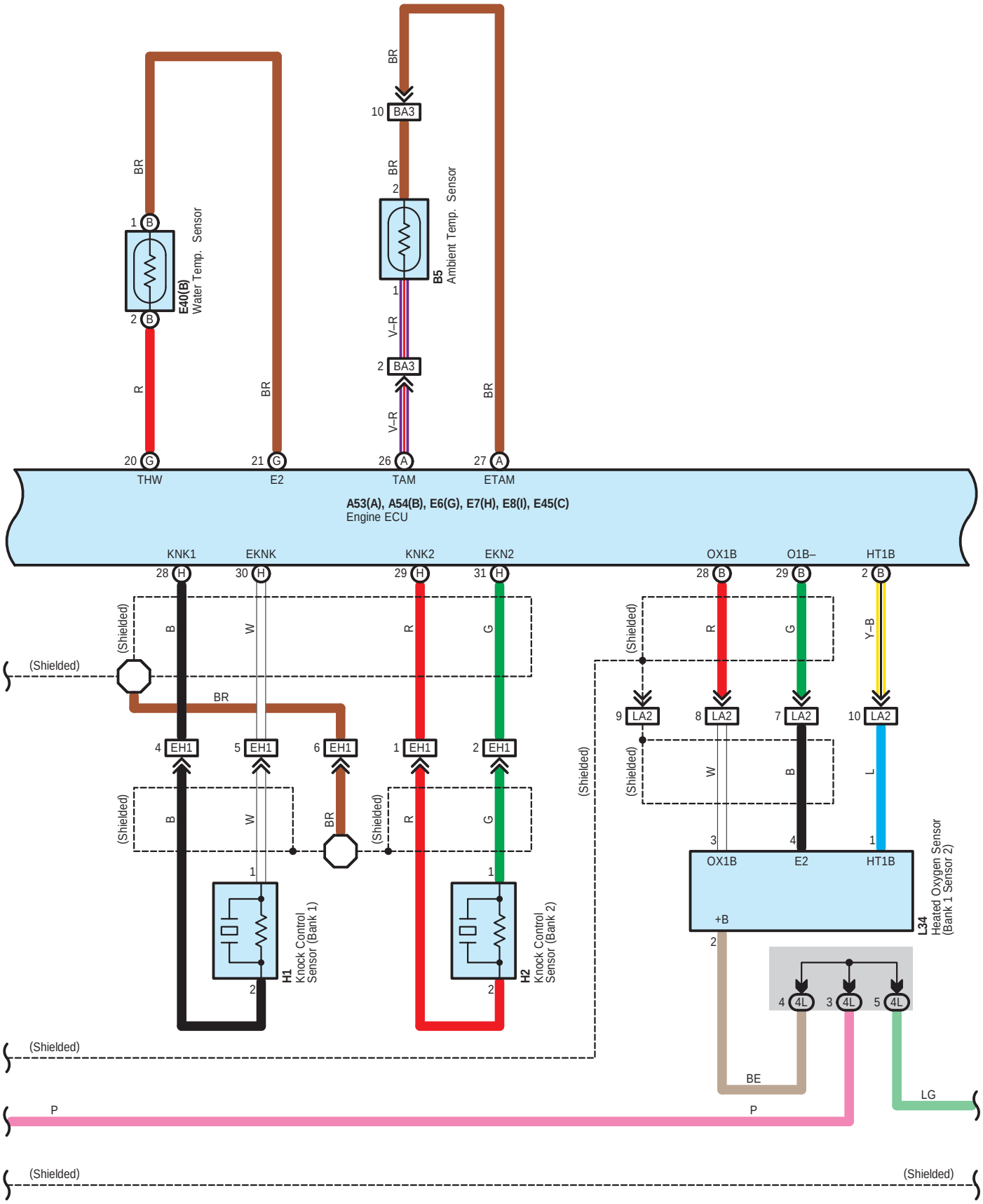
BR
10 BA3
BR
2
B5
Ambient Temp. Sensor
1
V–R
2 BA3
V–R
BR
1 B
2 B
E40(B)
Water Temp. Sensor
R
BR
BR
20 G
21 G
26 A
27 A
THW
E2
TAM
ETAM
A53(A), A54(B), E6(G), E7(H), E8(I), E45(C)
Engine ECU
KNK1
EKNK
KNK2
EKN2
OX1B
O1B–
HT1B
28 H
30 H
29 H
31 H
28 B
29 B
2 B
(Shielded)
B
W
R
G
R
G
Y–B
BR
9 LA2
8 LA2
7 LA2
10 LA2
4 EH1
5 EH1
6 EH1
1 EH1
2 EH1
W
B
L
B
W
BR
R
G
3
4
1
OX1B
E2
HT1B
+B
2
L34
Heated Oxygen Sensor
(Bank 1 Sensor 2)
1
2
H1
Knock Control
Sensor (Bank 1)
1
2
H2
Knock Control
Sensor (Bank 2)
4 4L
3 4L
5 4L
BE
LG
P
P

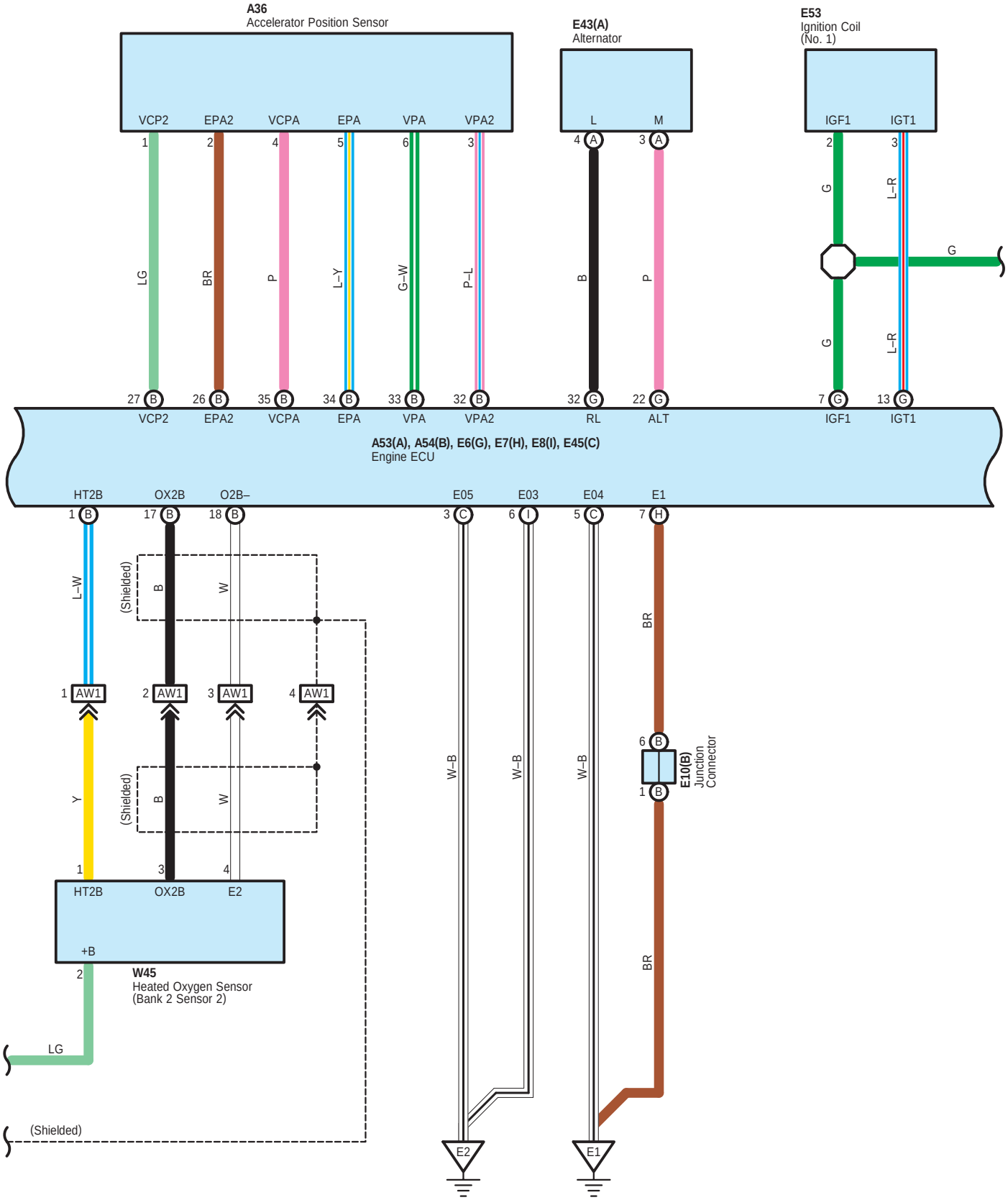
A36
Accelerator Position Sensor
VCP2
EPA2
VCPA
EPA
VPA
VPA2
E43(A)
Alternator
L
M
E53
Ignition Coil
(No. 1)
IGF1
IGT1
LG
BR
P
L–Y
G–W
P–L
B
P
G
L–R
A53(A), A54(B), E6(G), E7(H), E8(I), E45(C)
Engine ECU
RL
ALT
HT2B
OX2B
O2B–
E05
E03
E04
E1
L–W
(Shielded)
AW1
Y
W–B
E10(B)
Junction
Connector
E2
W45
Heated Oxygen Sensor
(Bank 2 Sensor 2)
+B
LG

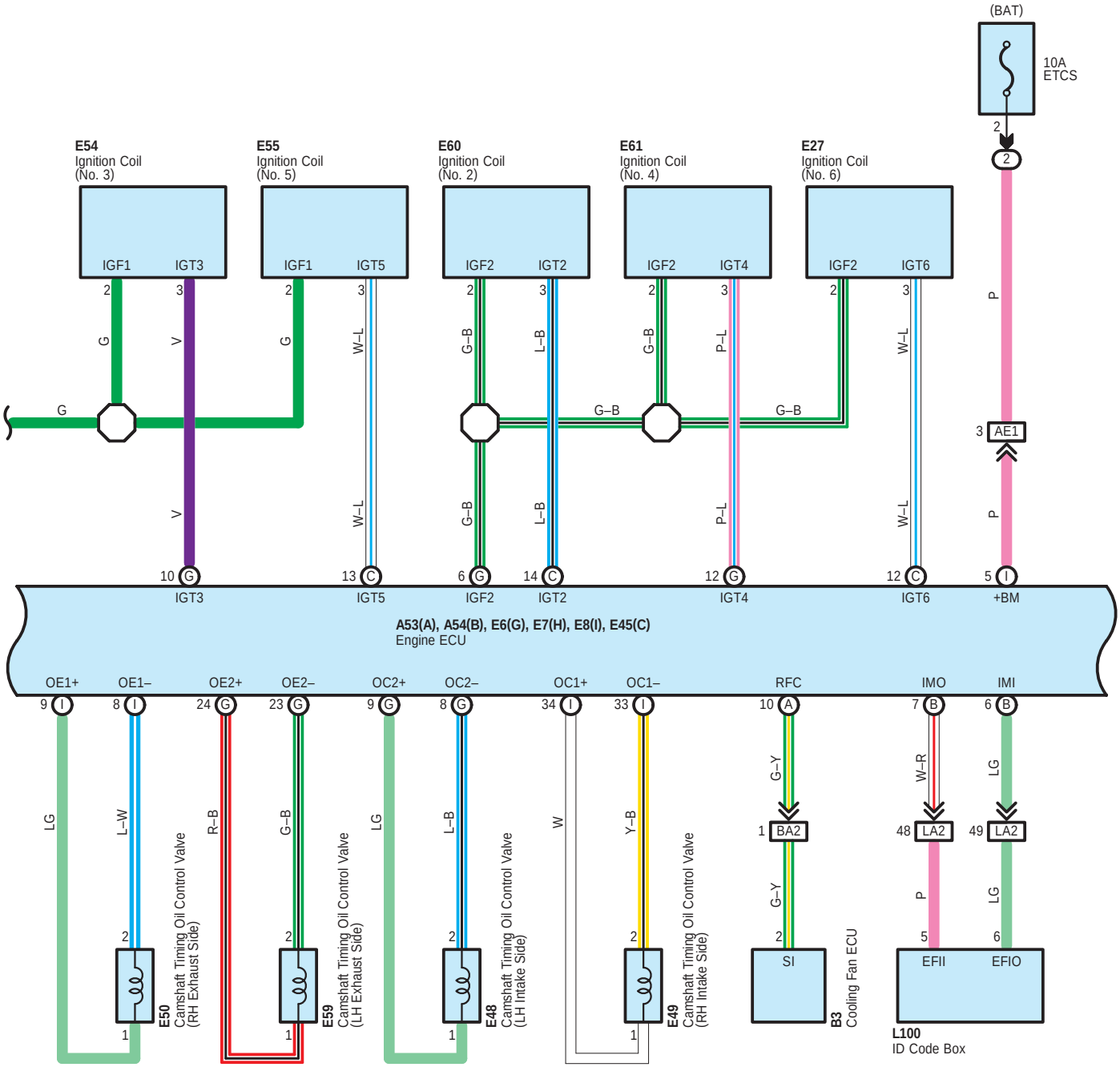
(BAT)
10A
ETCS
E54
Ignition Coil
(No. 3)
E55
Ignition Coil
(No. 5)
E60
Ignition Coil
(No. 2)
E61
Ignition Coil
(No. 4)
E27
Ignition Coil
(No. 6)
IGF1
IGT3
IGF1
IGT5
IGF2
IGT2
IGF2
IGT4
IGF2
IGT6
AE1
IGT3
IGT5
IGF2
IGT2
IGT4
IGT6
+BM
A53(A), A54(B), E6(G), E7(H), E8(I), E45(C)
Engine ECU
OE1+
OE1–
OE2+
OE2–
OC2+
OC2–
OC1+
OC1–
RFC
IMO
IMI
BA2
LA2
LA2
SI
EFII
EFIO
E50
Camshaft Timing Oil Control Valve
(RH Exhaust Side)
E59
Camshaft Timing Oil Control Valve
(LH Exhaust Side)
E48
Camshaft Timing Oil Control Valve
(LH Intake Side)
E49
Camshaft Timing Oil Control Valve
(RH Intake Side)
B3
Cooling Fan ECU
L100
ID Code Box

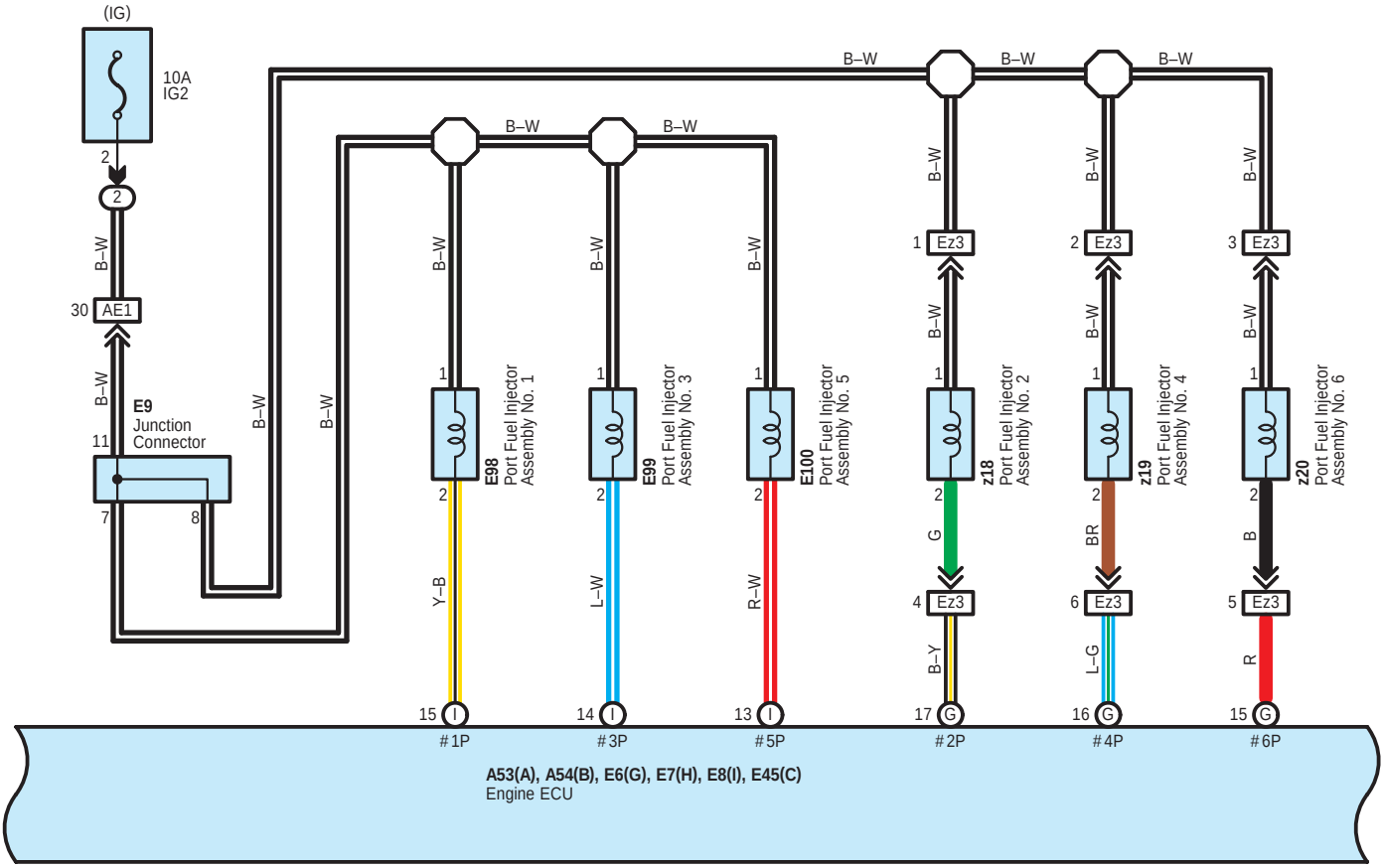
(IG)
10A
IG2
2
2
B–W
30
AE1
B–W
E9
Junction
Connector
11
7
8
B–W
B–W
B–W
B–W
B–W
B–W
B–W
B–W
B–W
B–W
B–W
B–W
1
E98
Port Fuel Injector
Assembly No. 1
2
Y–B
15
I
#1P
1
E99
Port Fuel Injector
Assembly No. 3
2
L–W
14
I
#3P
1
E100
Port Fuel Injector
Assembly No. 5
2
R–W
13
I
#5P
1
Ez3
B–W
1
z18
Port Fuel Injector
Assembly No. 2
2
G
4
Ez3
B–Y
17
G
#2P
2
Ez3
B–W
1
z19
Port Fuel Injector
Assembly No. 4
2
BR
6
Ez3
L–G
16
G
#4P
3
Ez3
B–W
1
z20
Port Fuel Injector
Assembly No. 6
2
B
5
Ez3
R
15
G
#6P
A53(A), A54(B), E6(G), E7(H), E8(I), E45(C)
Engine ECU

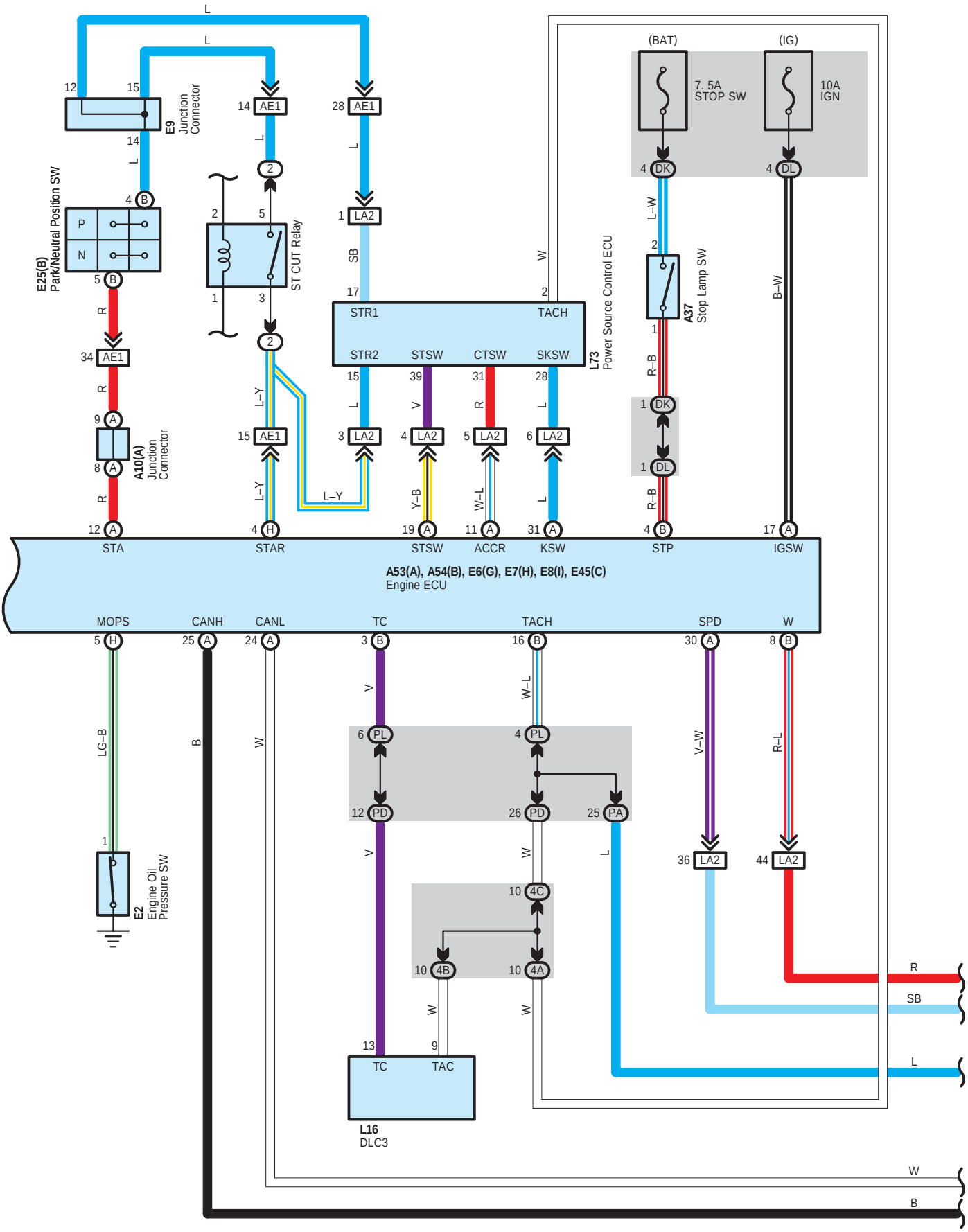
E9
Junction Connector
E25(B)
Park/Neutral Position SW
P
N
ST CUT Relay
AE1
LA2
STR1
TACH
STR2
STSW
CTSW
SKSW
L73
Power Source Control ECU
(BAT)
(IG)
7. 5A
STOP SW
10A
IGN
A37
Stop Lamp SW
A10(A)
Junction Connector
STA
STAR
STSW
ACCR
KSW
STP
IGSW
A53(A), A54(B), E6(G), E7(H), E8(I), E45(C)
Engine ECU
MOPS
CANH
CANL
TC
TACH
SPD
W
E2
Engine Oil
Pressure SW
PL
PD
PA
4C
4B
4A
TAC
L16
DLC3

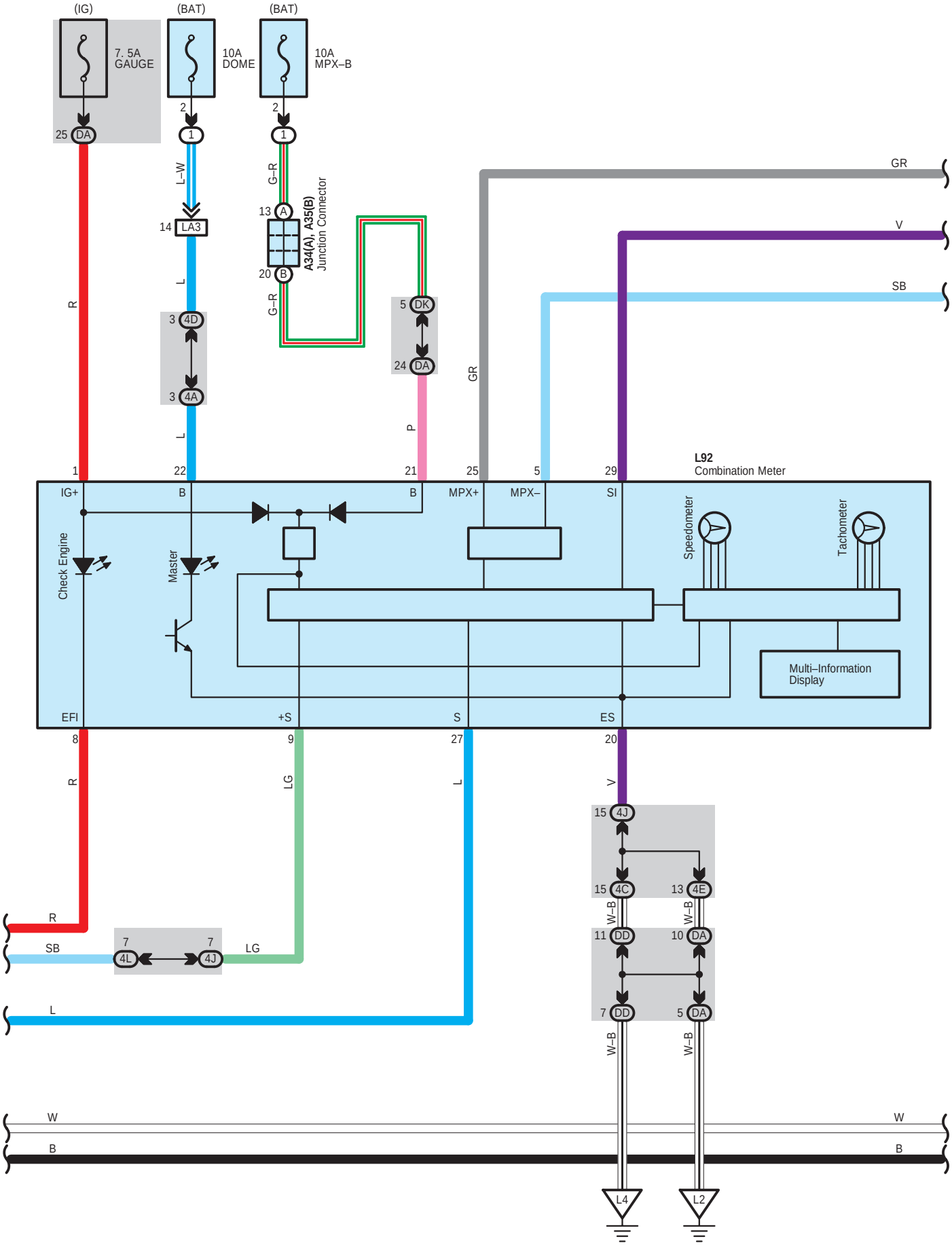
(IG)
(BAT)
(BAT)
7. 5A
GAUGE
10A
DOME
10A
MPX–B
25 DA
2
1
L–W
14 LA3
L
3 4D
3 4A
R
G–R
13 A
20 B
A34(A), A35(B)
Junction Connector
5 DK
24 DA
P
GR
V
SB
L92
Combination Meter
1
22
21
25
5
29
IG+
B
B
MPX+
MPX–
SI
Check Engine
Master
Speedometer
Tachometer
Multi–Information
Display
EFI
+S
S
ES
8
9
27
20
LG
15 4J
15 4C
13 4E
W–B
11 DD
10 DA
7 DD
5 DA
7 4L
7 4J
W
B
L4
L2

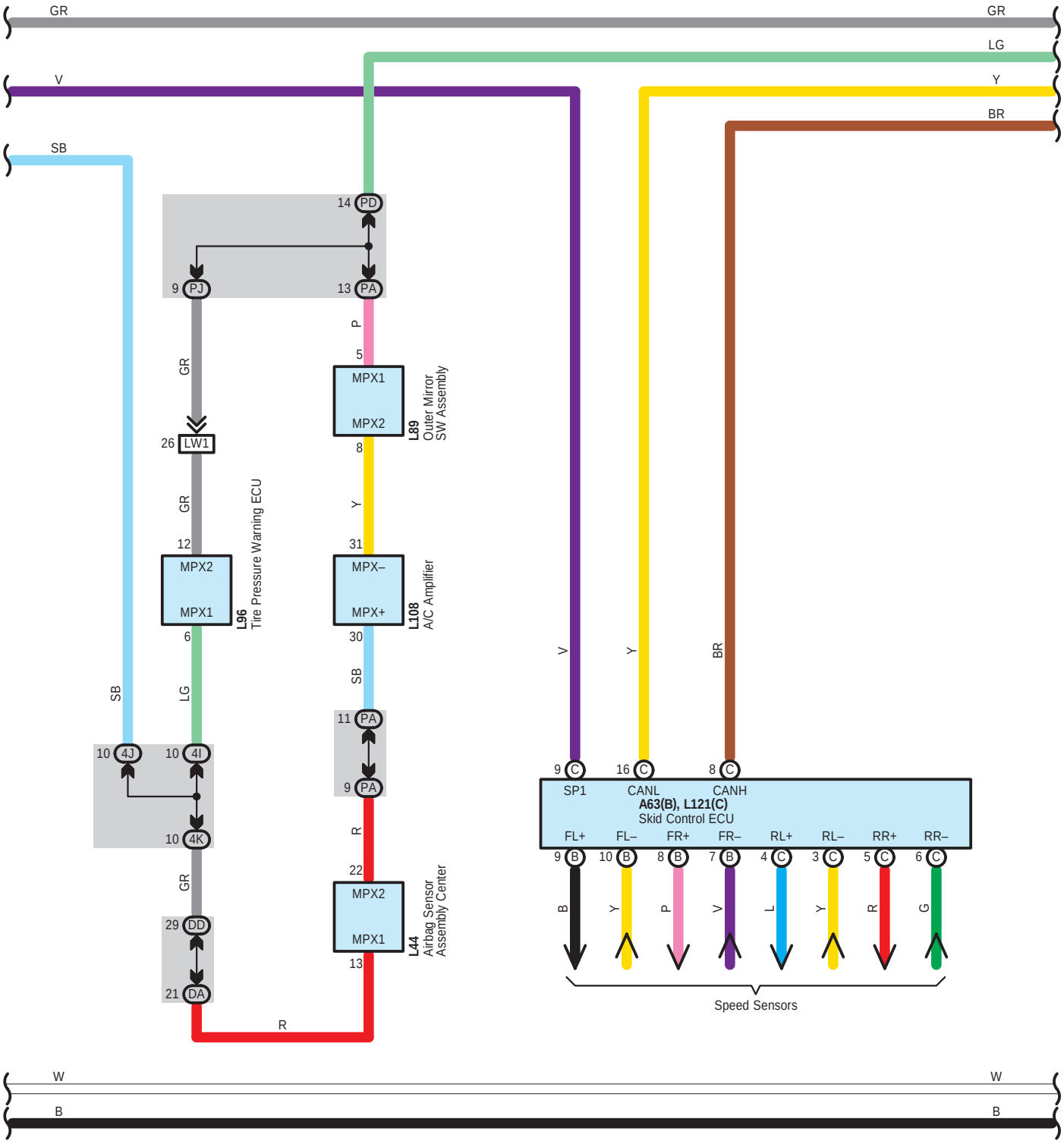
GR
GR
LG
V
Y
BR
SB
14 PD
9 PJ
13 PA
P
5
MPX1
MPX2
L89
Outer Mirror
SW Assembly
8
GR
26 LW1
GR
12
MPX2
MPX1
L96
Tire Pressure Warning ECU
6
LG
SB
10 4J
10 4I
10 4K
GR
29 DD
21 DA
R
Y
31
MPX–
MPX+
L108
A/C Amplifier
30
SB
11 PA
9 PA
R
22
MPX2
MPX1
L44
Airbag Sensor
Assembly Center
13
V
Y
BR
9 C
16 C
8 C
SP1
CANL
CANH
A63(B), L121(C)
Skid Control ECU
FL+
FL–
FR+
FR–
RL+
RL–
RR+
RR–
9 B
10 B
8 B
7 B
4 C
3 C
5 C
6 C
B
Y
P
V
L
Y
R
G
Speed Sensors
W
W
B
B

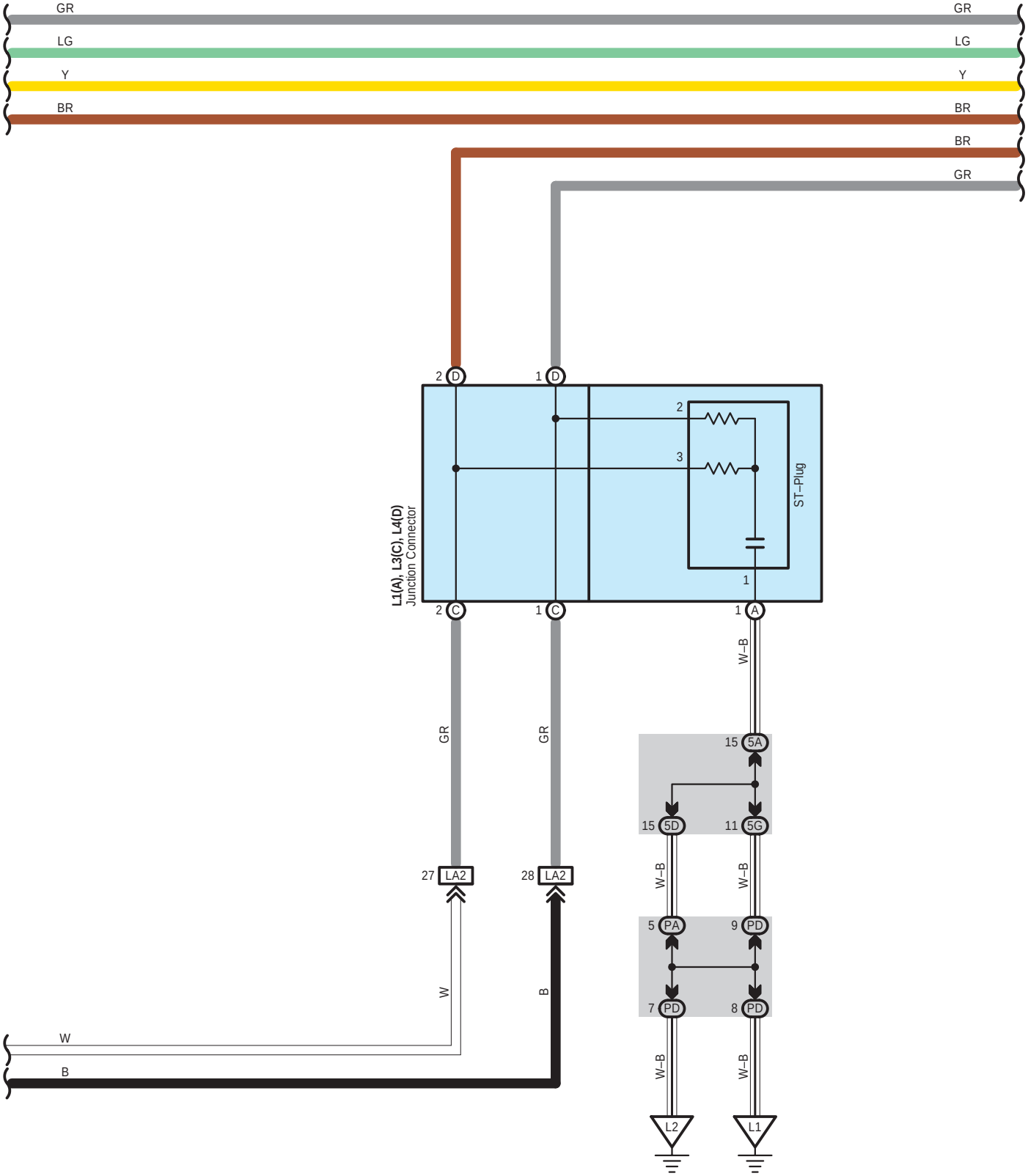
GR
LG
Y
BR
GR
LG
Y
BR
BR
GR
2 D
1 D
2
3
1
ST–Plug
L1(A), L3(C), L4(D)
Junction Connector
2 C
1 C
1 A
W–B
GR
GR
15 5A
15 5D
11 5G
27 LA2
28 LA2
W–B
W–B
5 PA
9 PD
7 PD
8 PD
W
B
W–B
W–B
W
B
L2
L1

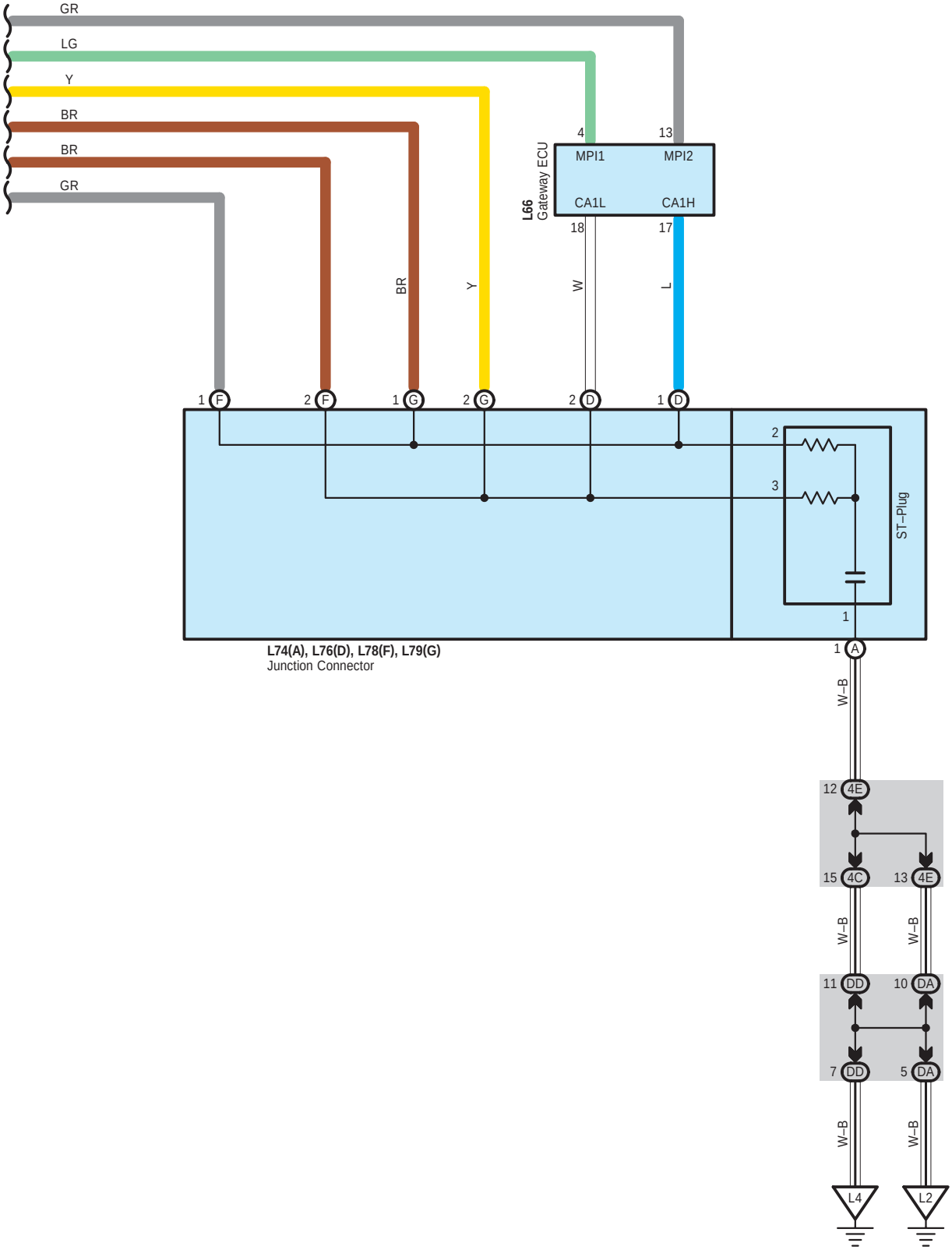
GR
LG
Y
BR
BR
GR
4
13
MPI1
MPI2
CA1L
CA1H
L66
Gateway ECU
18
17
BR
Y
W
L
1 F
2 F
1 G
2 G
2 D
1 D
2
3
1
ST–Plug
L74(A), L76(D), L78(F), L79(G)
Junction Connector
1 A
W–B
12 4E
15 4C
13 4E
W–B
W–B
11 DD
10 DA
7 DD
5 DA
W–B
W–B
L4
L2

A 8
Gray



A 9
White

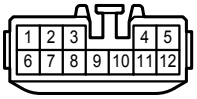

A 10
Blue

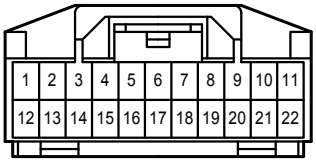

A 11
Blue

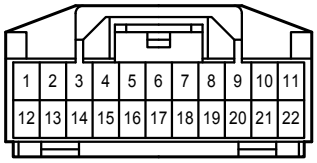

A 25
Black

(1UR-FSE, 3GR-FSE, 3GR-FE)

A 34
Blue

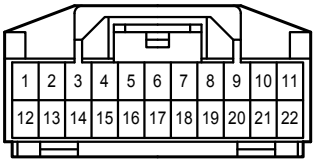

A 35
Blue

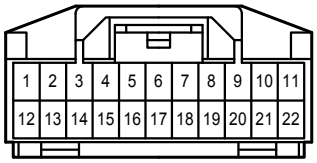

A 36
Black

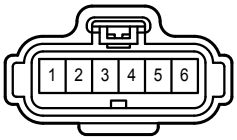

A 37
Green

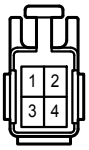

A 53
White

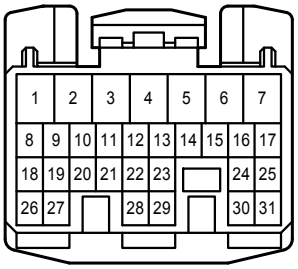

A 54
White

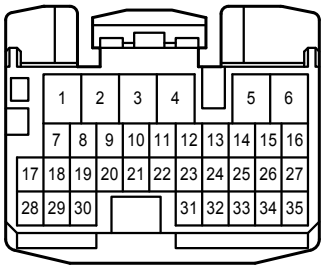

A 63
Gray

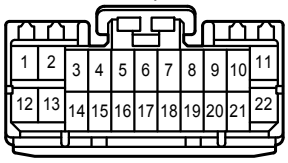

B 3
Black

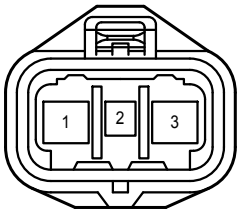

B 5
Black

E 2
Gray

E 3
Black



(3GR-FSE, 3GR-FE)

E 6
White



(From Jul. 2006 Production, Before Jul. 2006 Production 3GR-FSE)

E 7
White

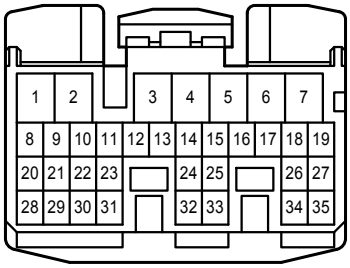

(From Jul. 2006 Production, Before Jul. 2006 Production 3GR-FSE)

E 8
White

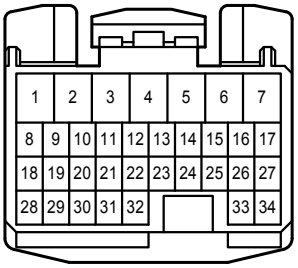

(From Jul. 2006 Production, Before Jul. 2006 Production 3GR-FSE)

E 9
White

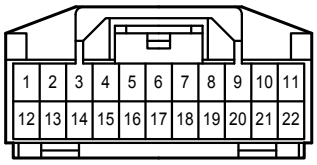

E 10
Gray

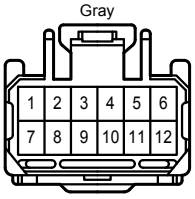

E 15
Black



(1UR-FSE, 3GR-FSE, 3GR-FE, 2GR-FSE)

E 18
Black

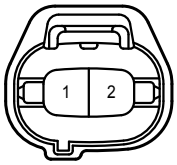

E 22
Gray

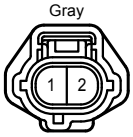

E 25
Gray

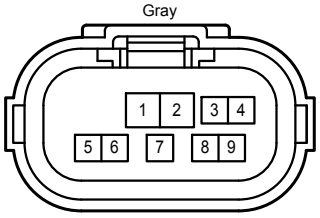

(1UR-FSE, 3GR-FSE, 2GR-FSE)

E 27
Gray

E 34
Black



(1UR-FSE, 3GR-FSE, 3GR-FE, 2GR-FSE)

E 39
Black

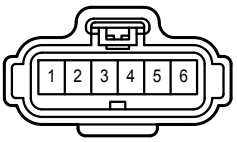

E 40
Dark Gray

(1UR-FSE, 3GR-FSE, 3GR-FE, 2GR-FSE)

E 43
Black

E 45
White

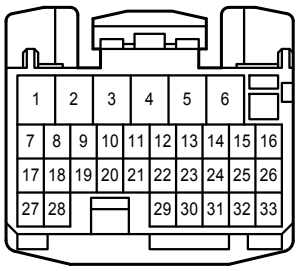

E 48
Black

E 49
Black

E 50
Black

E 51
Black

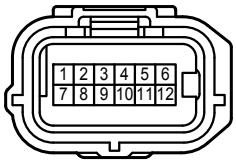

E 53
Gray

E 54
Black

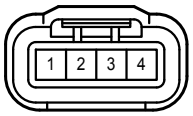

E 55
Gray

E 56
Black



E 59
Black

E 60
Gray

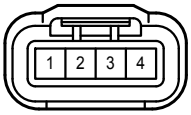

E 61
Black

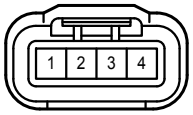

E 62
Black



E 65
Dark Gray

E 66
Black

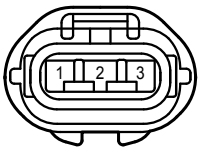

E 67
Gray

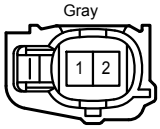

E 68
Dark Gray

E 98
Black



E 99
Black



E100
Black



E101
Black



E103
Gray

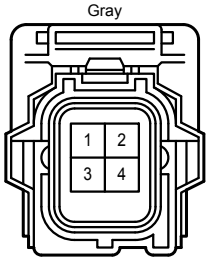

H 1
Black

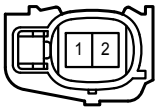

H 2
Gray

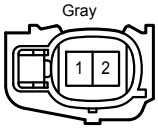

I 2
Black

I 3
Black

(3GR-FSE, 2GR-FSE)

I 4
Black

(3GR-FSE, 2GR-FSE)

I 9
Black

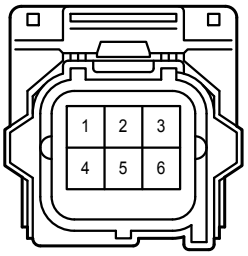

J 2
Black

(3GR-FSE, 2GR-FSE)

J 3
Black

(3GR-FSE, 2GR-FSE)

J 4
Black

(3GR-FSE, 2GR-FSE)

J 9
Gray

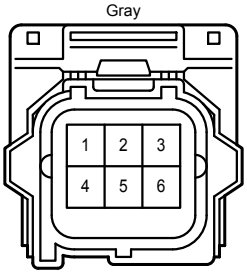

L 1
White

L 3
White

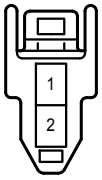

L 4
White

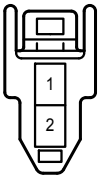

L 16
White

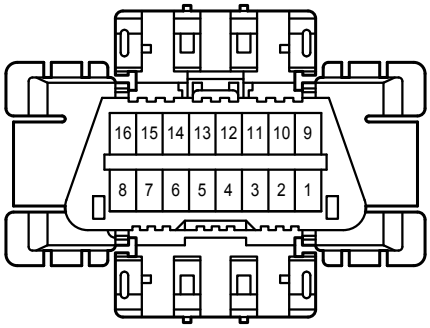

L 34
Dark Gray

L 44
Yellow

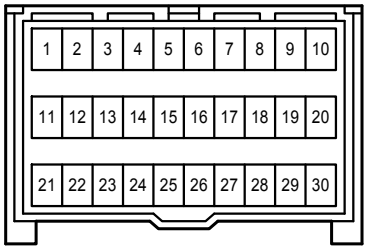

L 66
White

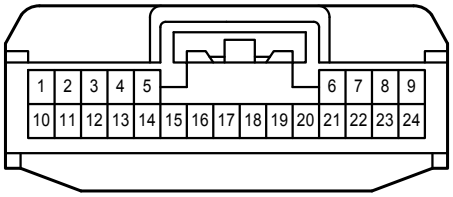

L 73
White

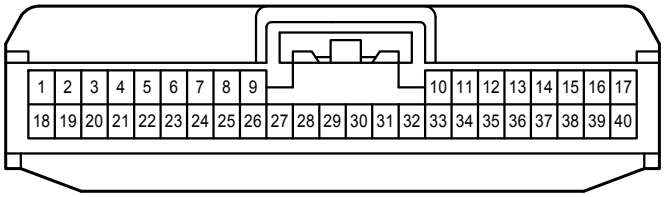

L 74
White

L 76
White

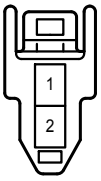

L 78
White

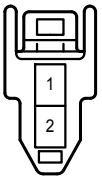

L 79
White

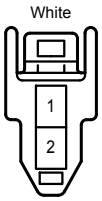

L 89
White

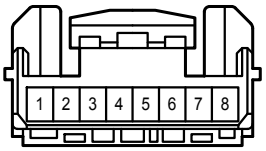

L 92
White

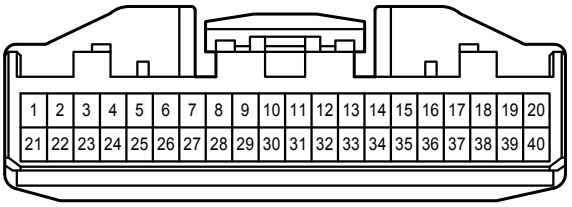

L 96
Black

L100
White

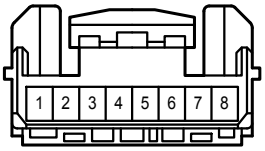

L108
White

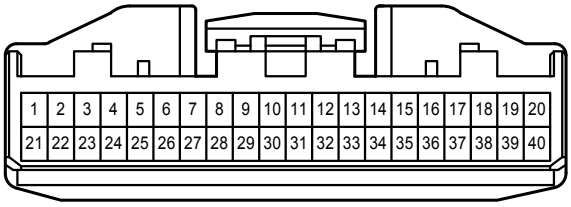

L121
Gray

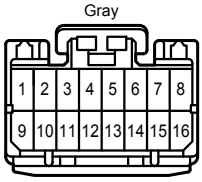

W 11
White

W 45
Dark Gray

z 18
Black



z 19
Black



z 20
Black



2A
White

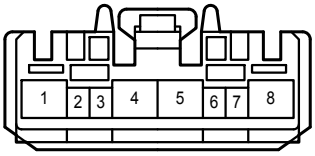

2B
White

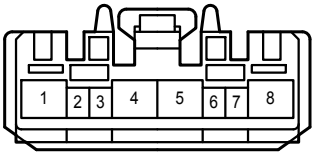

4A
White

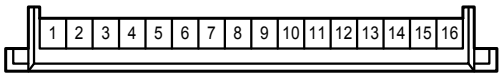

4B
White

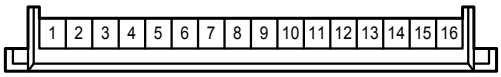

4C
White

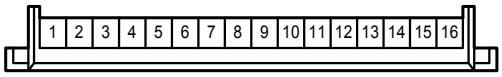

4D
White

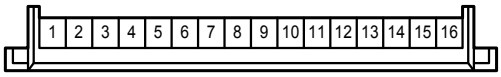

4E
White

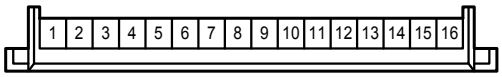

4I
White

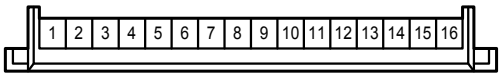

4J
White

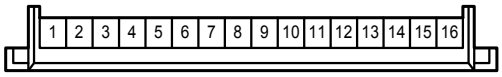

4K
White

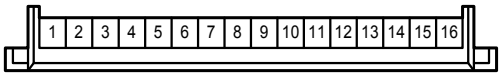

4L
White

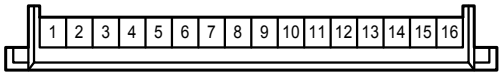

5A
White

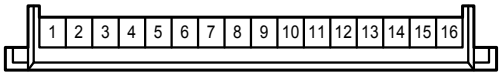

5D
White

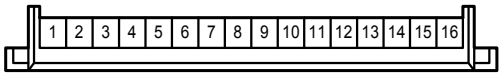

5G
White

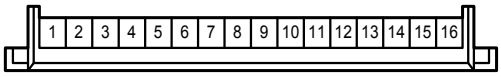

DA
White

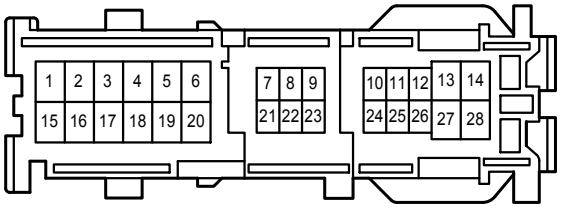

DD
White

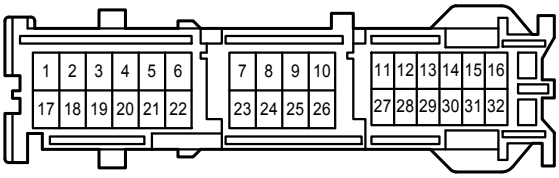

DK
Gray

DL
Gray

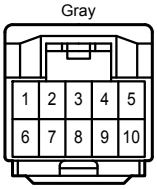

PA
White

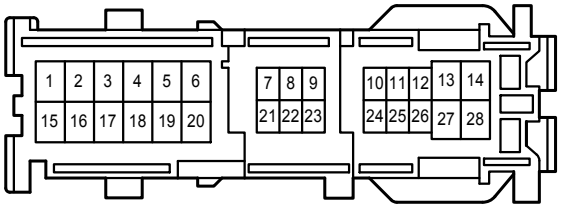

PD
White

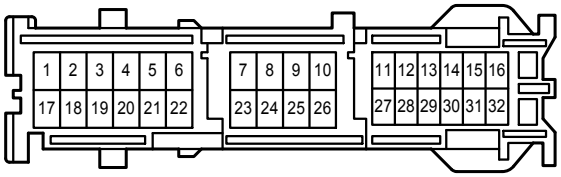

PJ
Gray

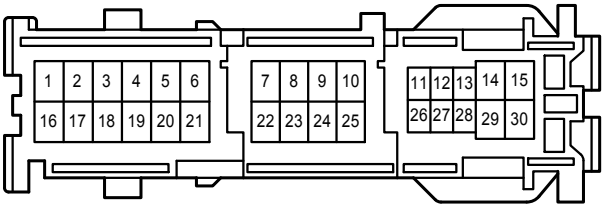

PL
Gray

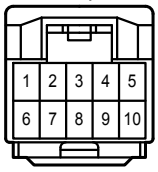

AE1
White

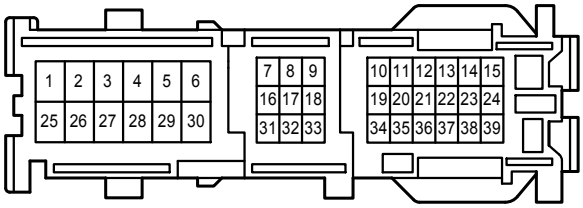

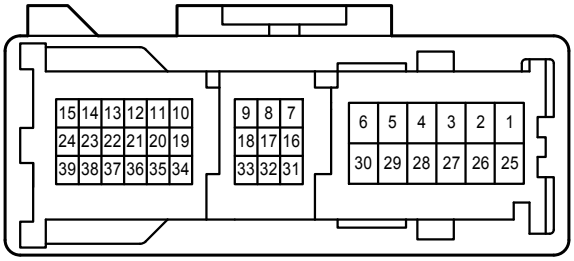

AW1
White

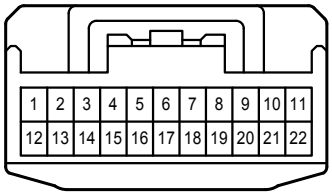

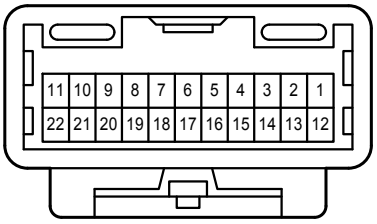

AW2
White

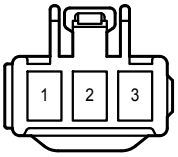

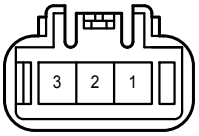

BA2
Gray

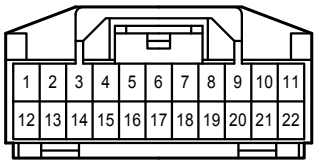

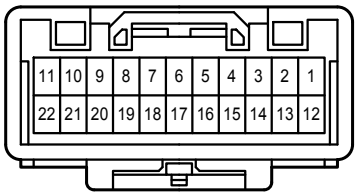

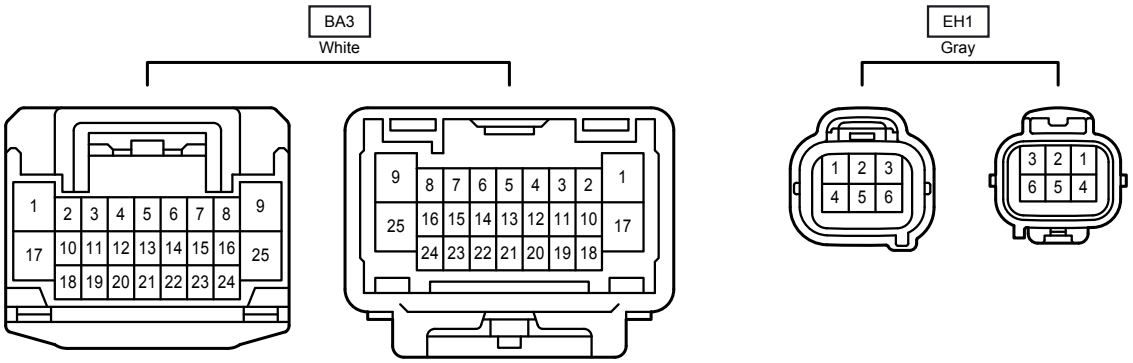
BA3
White
1 2 3 4 5 6 7 8 9
10 11 12 13 14 15 16
17 18 19 20 21 22 23 24 25
9 8 7 6 5 4 3 2 1
16 15 14 13 12 11 10
25 24 23 22 21 20 19 18 17

EH1
Gray
1 2 3
4 5 6
3 2 1
6 5 4

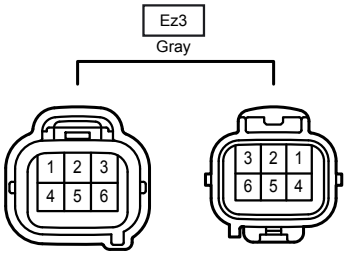
Ez3
Gray
1 2 3
4 5 6
3 2 1
6 5 4

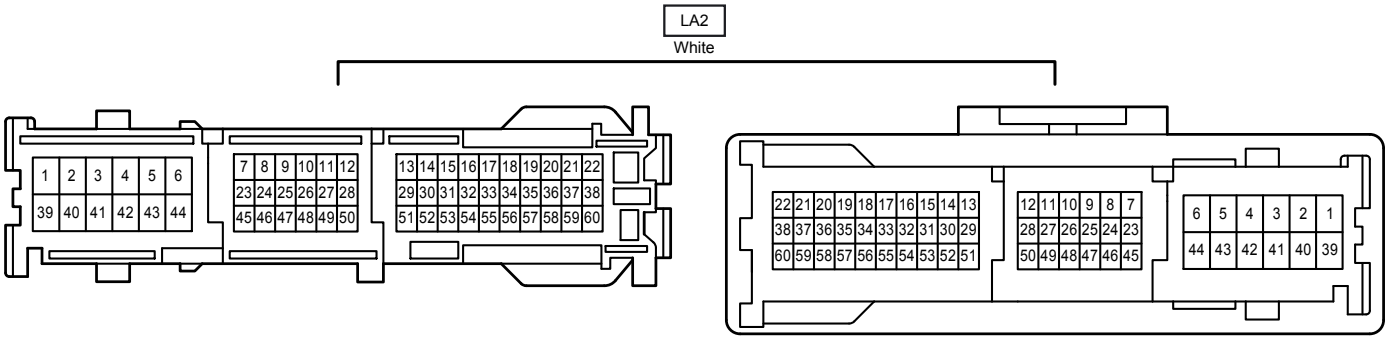
LA2
White
1 2 3 4 5 6
39 40 41 42 43 44
7 8 9 10 11 12
23 24 25 26 27 28
45 46 47 48 49 50
13 14 15 16 17 18 19 20 21 22
29 30 31 32 33 34 35 36 37 38
51 52 53 54 55 56 57 58 59 60
22 21 20 19 18 17 16 15 14 13
38 37 36 35 34 33 32 31 30 29
60 59 58 57 56 55 54 53 52 51
12 11 10 9 8 7
28 27 26 25 24 23
50 49 48 47 46 45
6 5 4 3 2 1
44 43 42 41 40 39

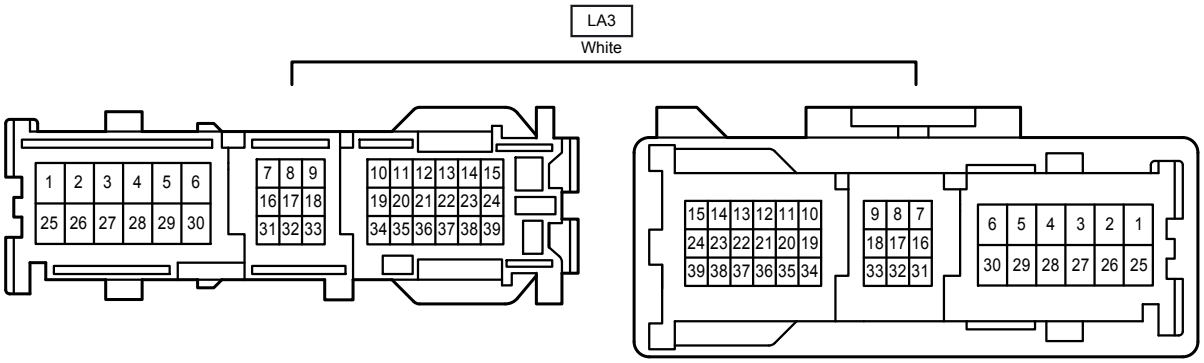
LA3
White
1 2 3 4 5 6
25 26 27 28 29 30
7 8 9
16 17 18
31 32 33
10 11 12 13 14 15
19 20 21 22 23 24
34 35 36 37 38 39
15 14 13 12 11 10
24 23 22 21 20 19
39 38 37 36 35 34
9 8 7
18 17 16
33 32 31
6 5 4 3 2 1
30 29 28 27 26 25

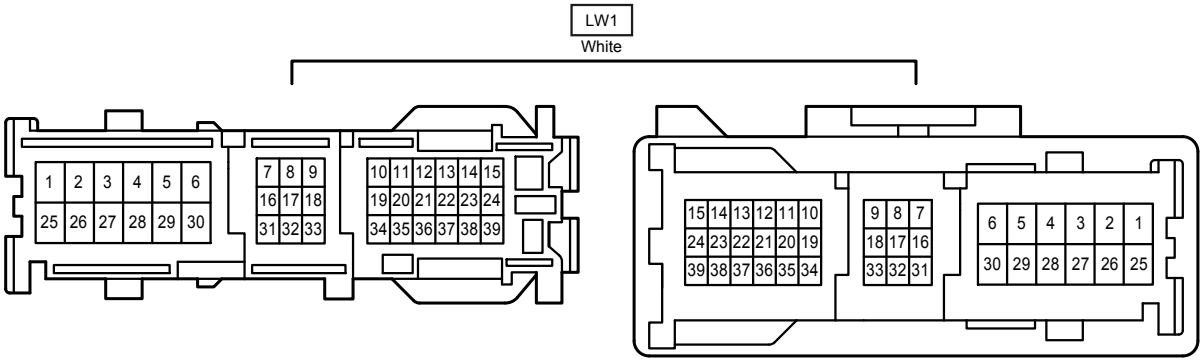
LW1
White
1 2 3 4 5 6
25 26 27 28 29 30
7 8 9
16 17 18
31 32 33
10 11 12 13 14 15
19 20 21 22 23 24
34 35 36 37 38 39
15 14 13 12 11 10
24 23 22 21 20 19
39 38 37 36 35 34
9 8 7
18 17 16
33 32 31
6 5 4 3 2 1
30 29 28 27 26 25