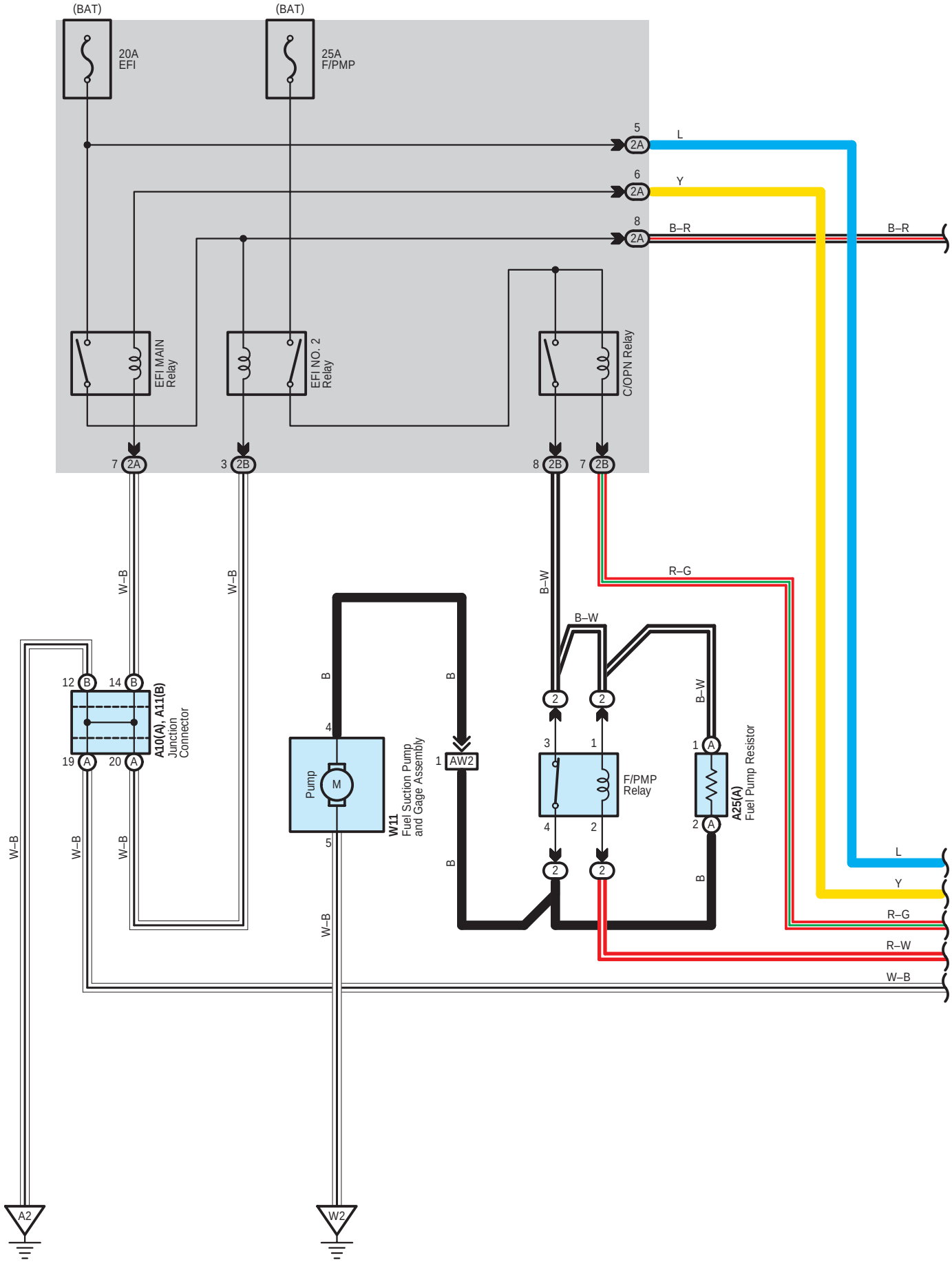
(BAT)
(BAT)
20A
EFI
25A
F/PMP
5
2A
L
6
2A
Y
8
2A
B–R
B–R
EFI MAIN
Relay
EFI NO. 2
Relay
C/OPN Relay
7 2A
3 2B
8 2B
7 2B
W–B
W–B
B–W
R–G
B–W
12 B
14 B
19 A
20 A
A10(A), A11(B)
Junction
Connector
B
B
4
Pump
M
5
W11
Fuel Suction Pump
and Gage Assembly
1 AW2
B
W–B
2
2
3
1
4
2
F/PMP
Relay
B–W
1 A
2 A
A25(A)
Fuel Pump Resistor
B
L
Y
R–G
R–W
W–B
W–B
W–B
W–B
A2
W2

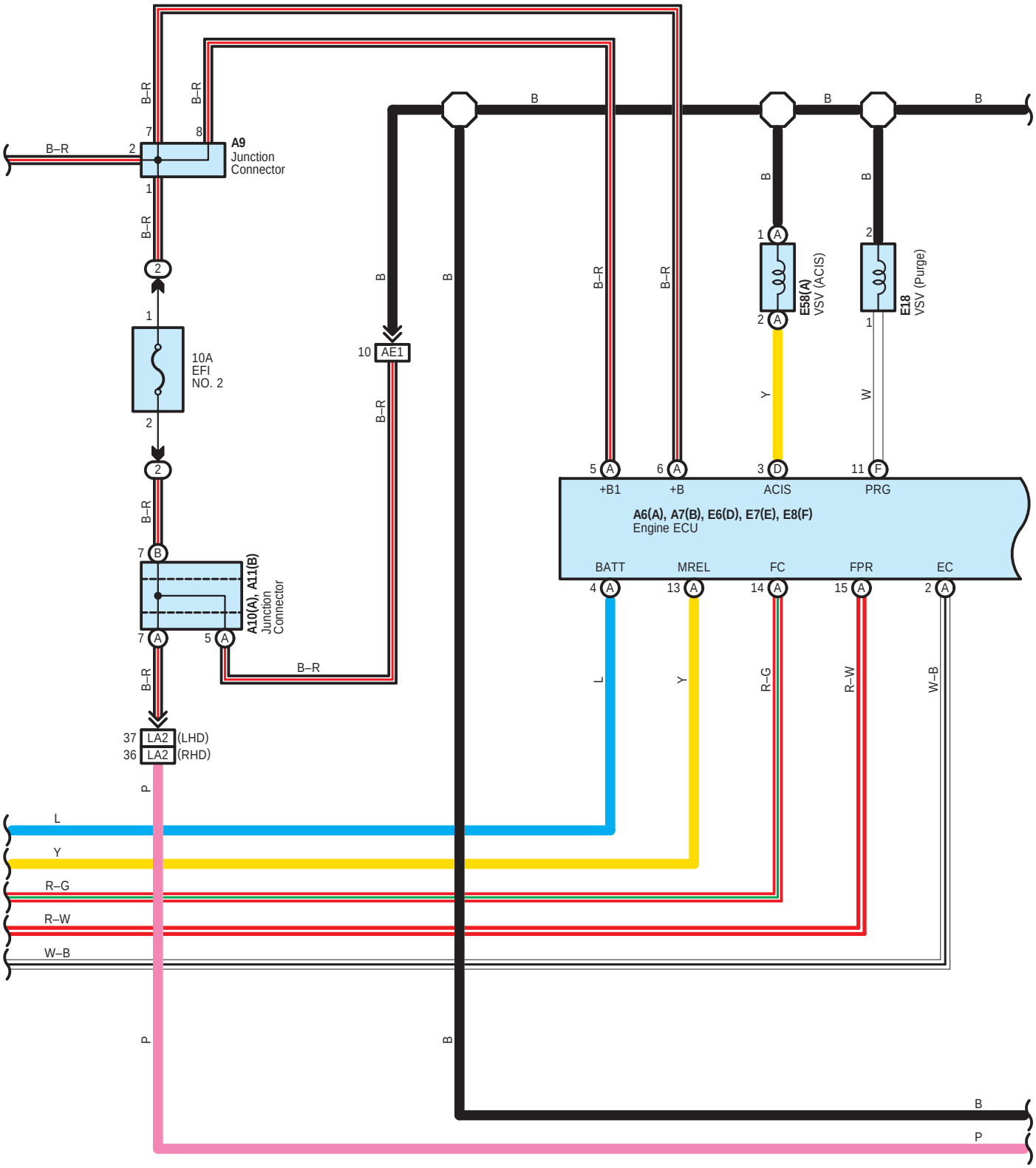
A9
Junction
Connector
10A
EFI
NO. 2
AE1
A10(A), A11(B)
Junction
Connector
LA2 (LHD)
LA2 (RHD)
E58(A)
VSV (ACIS)
E18
VSV (Purge)
A6(A), A7(B), E6(D), E7(E), E8(F)
Engine ECU
+B1
+B
ACIS
PRG
BATT
MREL
FC
FPR
EC
B–R
B
L
Y
R–G
R–W
W–B
P

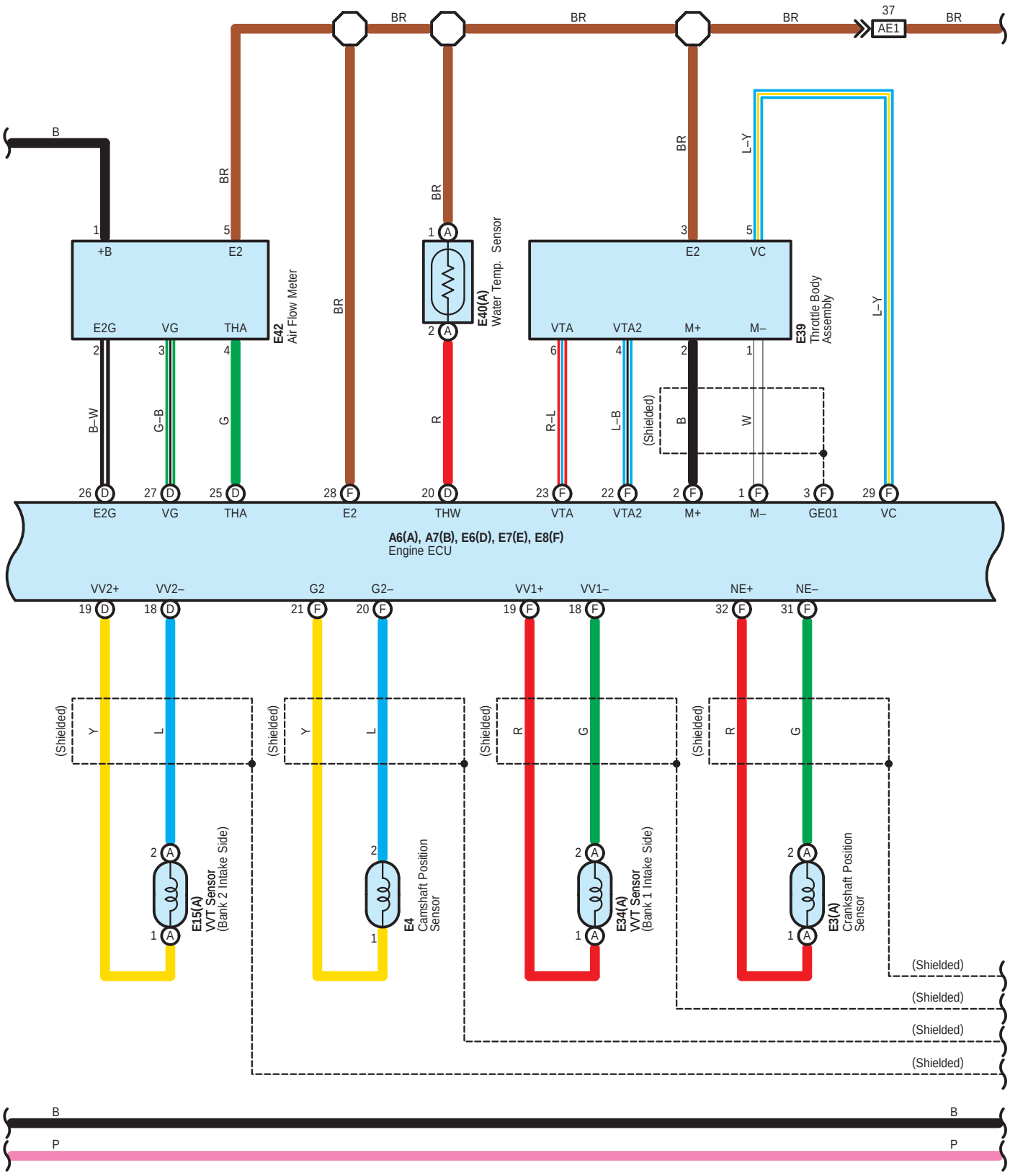
BR
BR
BR
37
AE1
BR
B
BR
BR
BR
L–Y
1
+B
5
E2
E2G
VG
THA
E42
Air Flow Meter
2
3
4
B–W
G–B
G
26 D
27 D
25 D
E2G
VG
THA
BR
28 F
E2
BR
1 A
2 A
E40(A)
Water Temp. Sensor
R
20 D
THW
3
E2
5
VC
VTA
VTA2
M+
M–
E39
Throttle Body Assembly
6
4
2
1
R–L
L–B
(Shielded)
B
W
23 F
22 F
2 F
1 F
3 F
VTA
VTA2
M+
M–
GE01
L–Y
29 F
VC
A6(A), A7(B), E6(D), E7(E), E8(F)
Engine ECU
VV2+
VV2–
G2
G2–
VV1+
VV1–
NE+
NE–
19 D
18 D
21 F
20 F
19 F
18 F
32 F
31 F
(Shielded)
Y
L
(Shielded)
Y
L
(Shielded)
R
G
(Shielded)
R
G
2 A
1 A
E15(A)
VVT Sensor
(Bank 2 Intake Side)
2
1
E4
Camshaft Position Sensor
2 A
1 A
E34(A)
VVT Sensor
(Bank 1 Intake Side)
2 A
1 A
E3(A)
Crankshaft Position Sensor
(Shielded)
(Shielded)
(Shielded)
(Shielded)
B
B
P
P

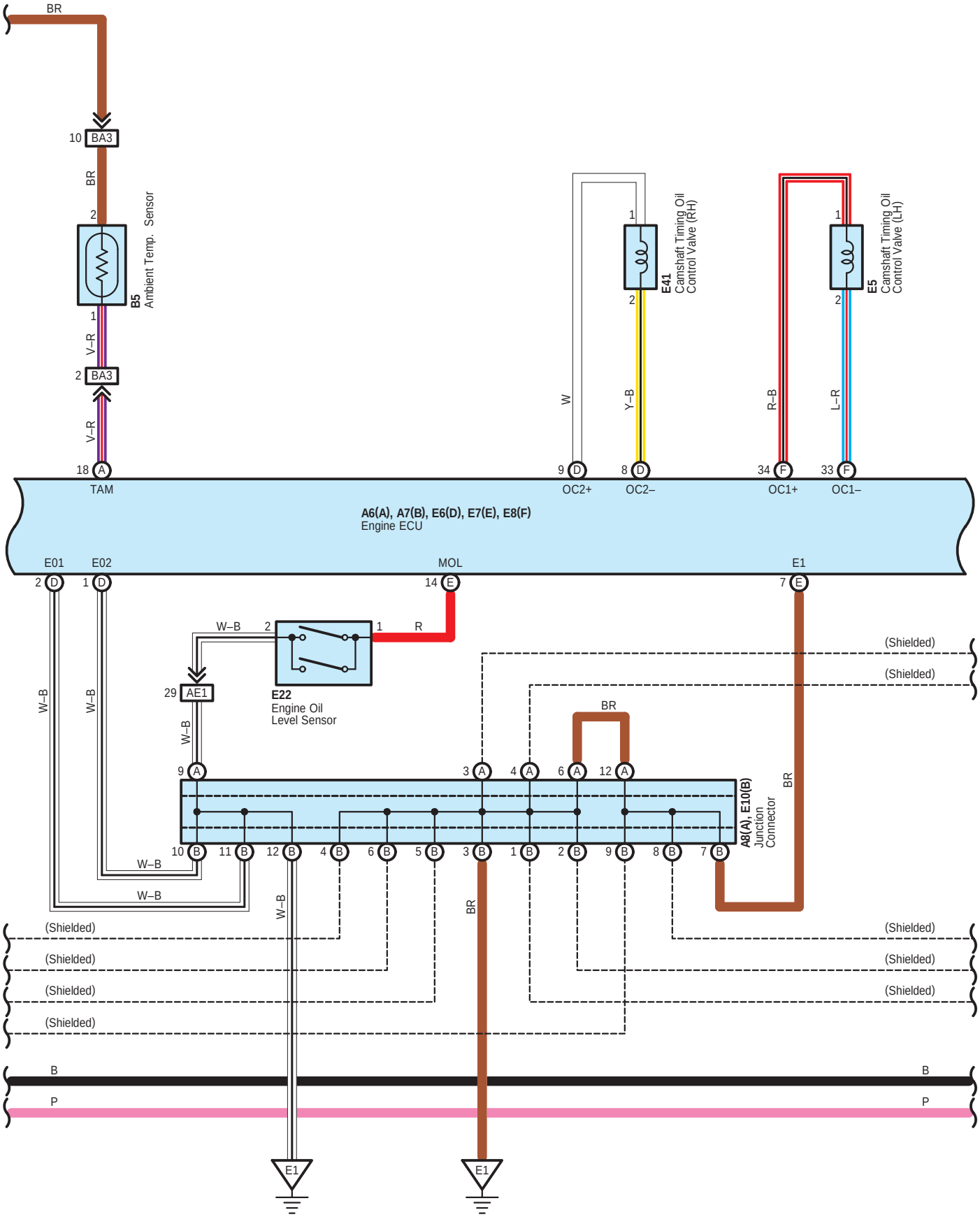
BR
10 BA3
BR
2
B5
Ambient Temp. Sensor
1
V–R
2 BA3
V–R
18 A
TAM
W
Y–B
R–B
L–R
1
E41
Camshaft Timing Oil Control Valve (RH)
2
1
E5
Camshaft Timing Oil Control Valve (LH)
2
9 D
OC2+
8 D
OC2–
34 F
OC1+
33 F
OC1–
A6(A), A7(B), E6(D), E7(E), E8(F)
Engine ECU
E01
E02
MOL
E1
2 D
1 D
14 E
7 E
W–B
2
1
R
29 AE1
E22
Engine Oil Level Sensor
W–B
W–B
W–B
(Shielded)
(Shielded)
BR
9 A
3 A
4 A
6 A
12 A
A8(A), E10(B)
Junction Connector
BR
10 B
11 B
12 B
4 B
6 B
5 B
3 B
1 B
2 B
9 B
8 B
7 B
W–B
W–B
W–B
BR
(Shielded)
(Shielded)
(Shielded)
(Shielded)
(Shielded)
(Shielded)
(Shielded)
B
B
P
P
E1
E1

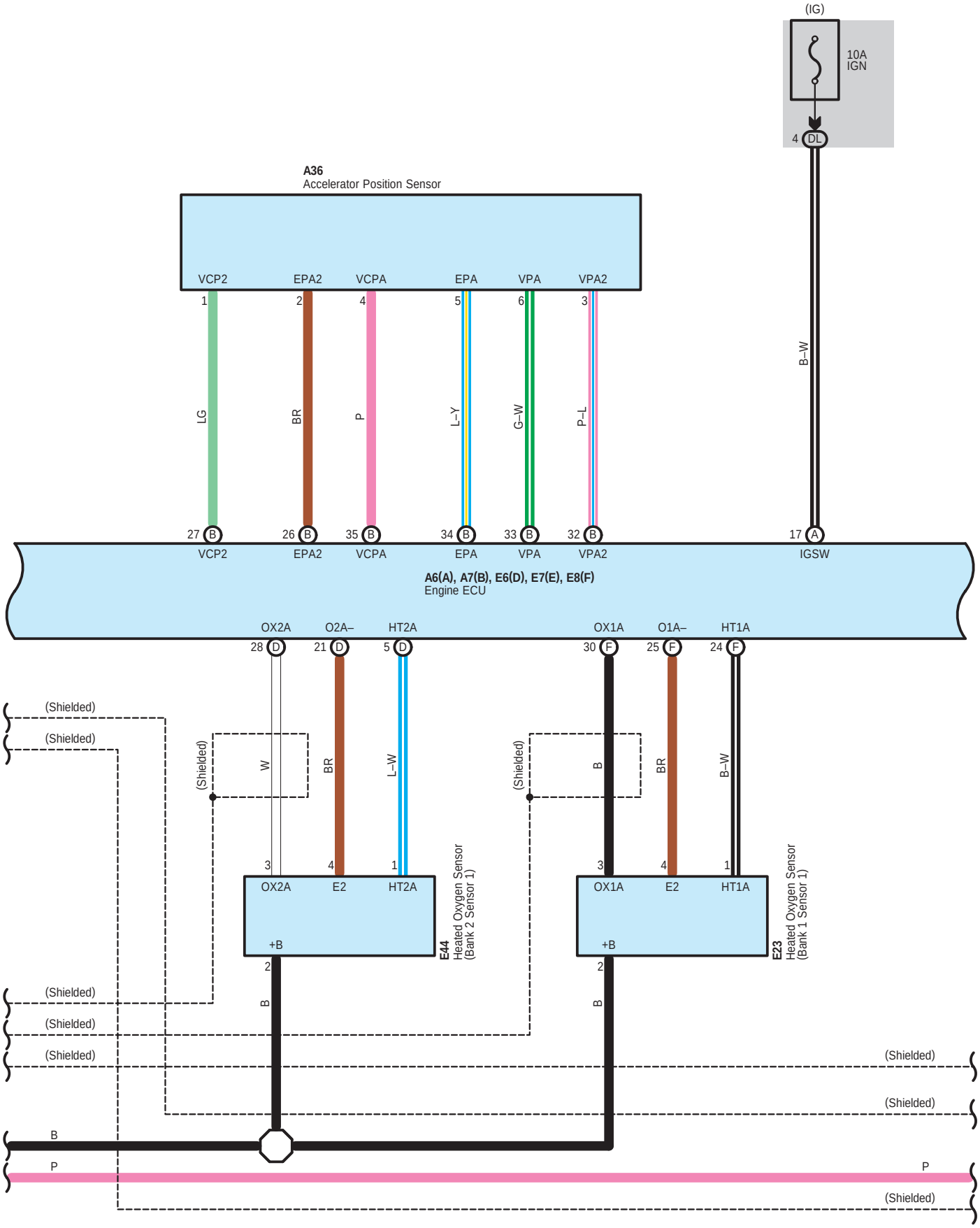
(IG)
10A
IGN
4 DL
A36
Accelerator Position Sensor
VCP2
EPA2
VCPA
EPA
VPA
VPA2
1
2
4
5
6
3
LG
BR
P
L–Y
G–W
P–L
B–W
27 B
26 B
35 B
34 B
33 B
32 B
17 A
VCP2
EPA2
VCPA
EPA
VPA
VPA2
IGSW
A6(A), A7(B), E6(D), E7(E), E8(F)
Engine ECU
OX2A
O2A–
HT2A
OX1A
O1A–
HT1A
28 D
21 D
5 D
30 F
25 F
24 F
(Shielded)
(Shielded)
(Shielded)
W
BR
L–W
(Shielded)
B
BR
B–W
3
4
1
OX2A
E2
HT2A
+B
2
E44
Heated Oxygen Sensor
(Bank 2 Sensor 1)
3
4
1
OX1A
E2
HT1A
+B
2
E23
Heated Oxygen Sensor
(Bank 1 Sensor 1)
B
B
(Shielded)
(Shielded)
(Shielded)
(Shielded)
(Shielded)
B
P
P
(Shielded)

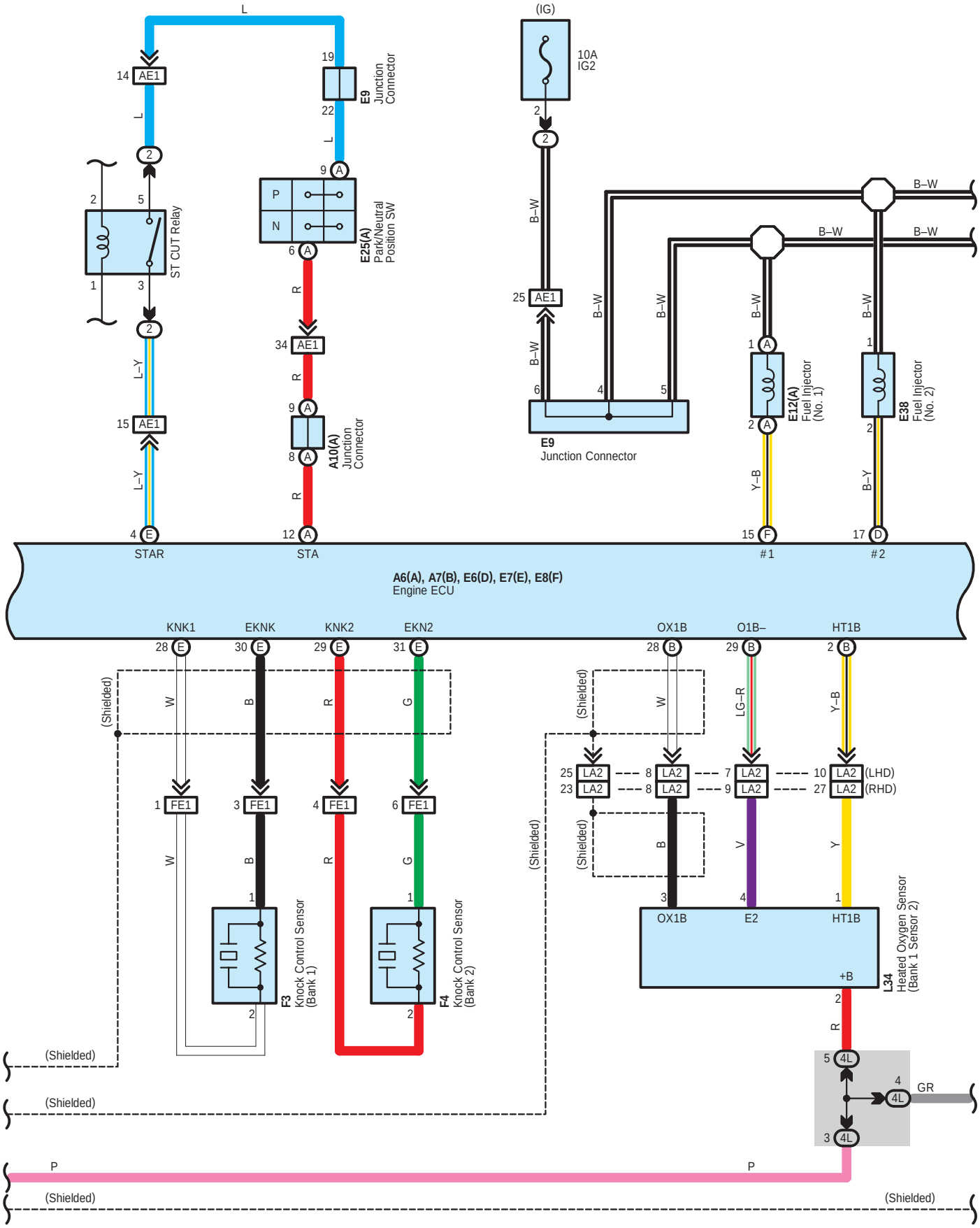

L
14 AE1
19
22
E9
Junction
Connector
(IG)
10A
IG2
2
ST CUT Relay
P
N
E25(A)
Park/Neutral
Position SW
B–W
25 AE1
34 AE1
L–Y
15 AE1
A10(A)
Junction
Connector
E9
Junction Connector
E12(A)
Fuel Injector
(No. 1)
E38
Fuel Injector
(No. 2)
Y–B
B–Y
STAR
STA
#1
#2
A6(A), A7(B), E6(D), E7(E), E8(F)
Engine ECU
KNK1
EKNK
KNK2
EKN2
OX1B
O1B–
HT1B
(Shielded)
W
B
R
G
LG–R
Y–B
FE1
LA2
(LHD)
(RHD)
V
Y
F3
Knock Control Sensor
(Bank 1)
F4
Knock Control Sensor
(Bank 2)
OX1B
E2
HT1B
+B
L34
Heated Oxygen Sensor
(Bank 1 Sensor 2)
4L
GR
P

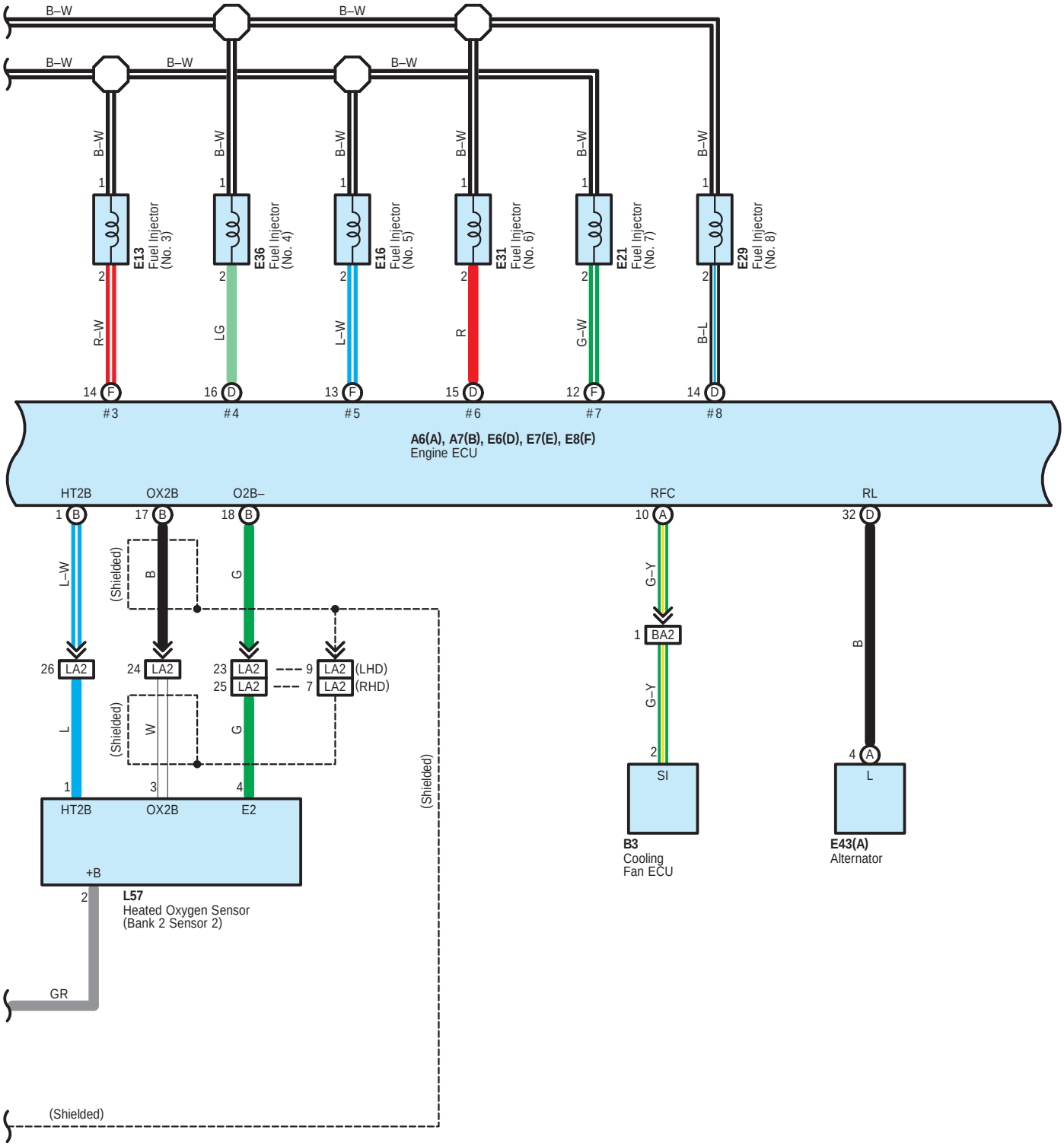
B–W
B–W
B–W
B–W
B–W
B–W
B–W
B–W
B–W
B–W
B–W
B–W
1
2
E13
Fuel Injector
(No. 3)
E36
Fuel Injector
(No. 4)
E16
Fuel Injector
(No. 5)
E31
Fuel Injector
(No. 6)
E21
Fuel Injector
(No. 7)
E29
Fuel Injector
(No. 8)
R–W
LG
L–W
R
G–W
B–L
14 F
16 D
13 F
15 D
12 F
14 D
#3
#4
#5
#6
#7
#8
A6(A), A7(B), E6(D), E7(E), E8(F)
Engine ECU
HT2B
OX2B
O2B–
RFC
RL
1 B
17 B
18 B
10 A
32 D
L–W
(Shielded)
B
G
G–Y
B
26 LA2
24 LA2
23 LA2
25 LA2
9 LA2 (LHD)
7 LA2 (RHD)
1 BA2
G–Y
L
W
G
2
4 A
1
3
4
SI
L
HT2B
OX2B
E2
+B
2
L57
Heated Oxygen Sensor
(Bank 2 Sensor 2)
B3
Cooling
Fan ECU
E43(A)
Alternator
GR
(Shielded)
(Shielded)

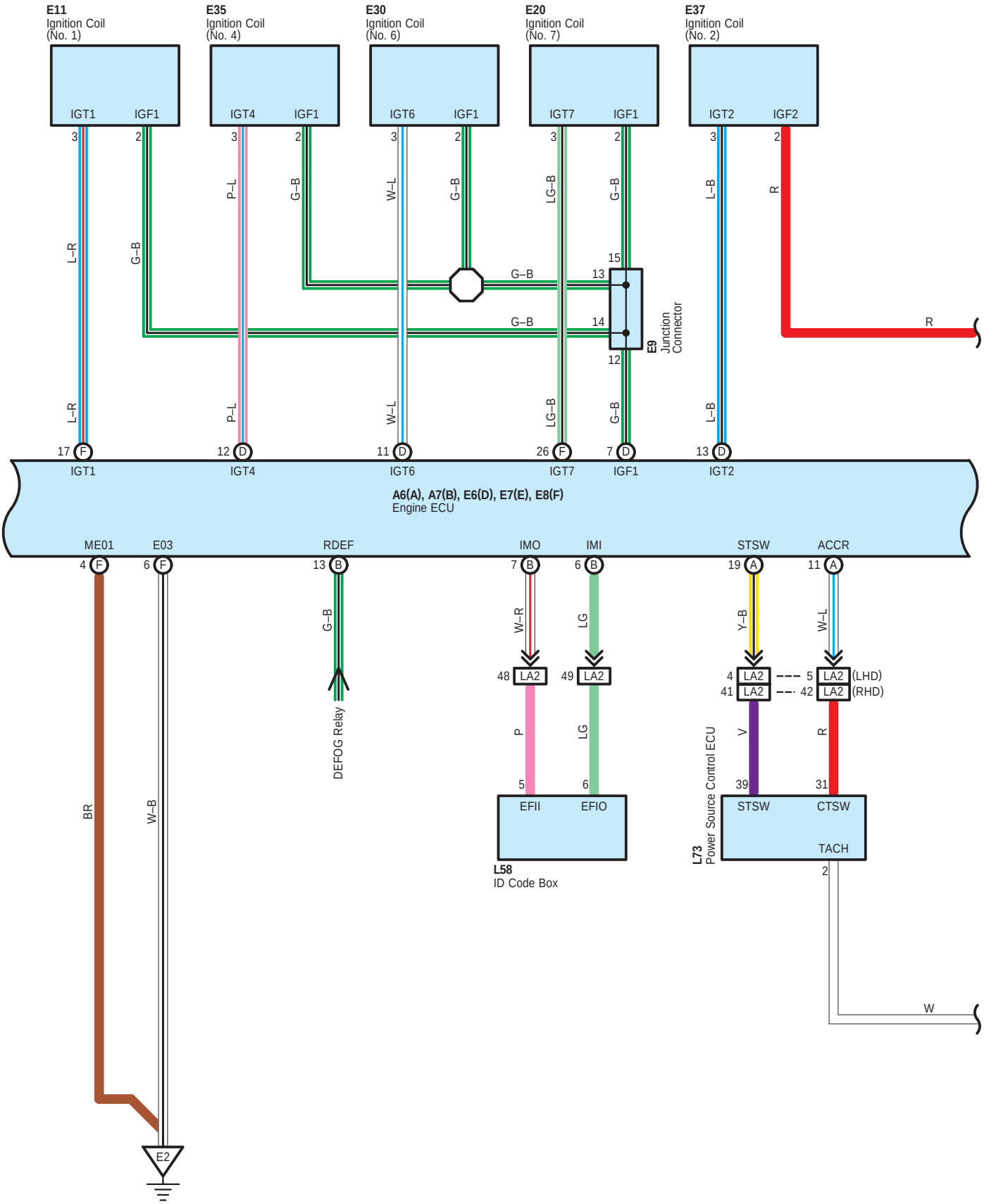
E11
Ignition Coil
(No. 1)
E35
Ignition Coil
(No. 4)
E30
Ignition Coil
(No. 6)
E20
Ignition Coil
(No. 7)
E37
Ignition Coil
(No. 2)
IGT1
IGF1
IGT4
IGF1
IGT6
IGF1
IGT7
IGF1
IGT2
IGF2
L–R
G–B
P–L
G–B
W–L
G–B
LG–B
G–B
L–B
R
E9
Junction
Connector
A6(A), A7(B), E6(D), E7(E), E8(F)
Engine ECU
ME01
E03
RDEF
IMO
IMI
STSW
ACCR
BR
W–B
G–B
DEFOG Relay
W–R
LG
Y–B
W–L
LA2
(LHD)
(RHD)
P
LG
V
R
EFII
EFIO
L58
ID Code Box
STSW
CTSW
TACH
L73
Power Source Control ECU
W
E2

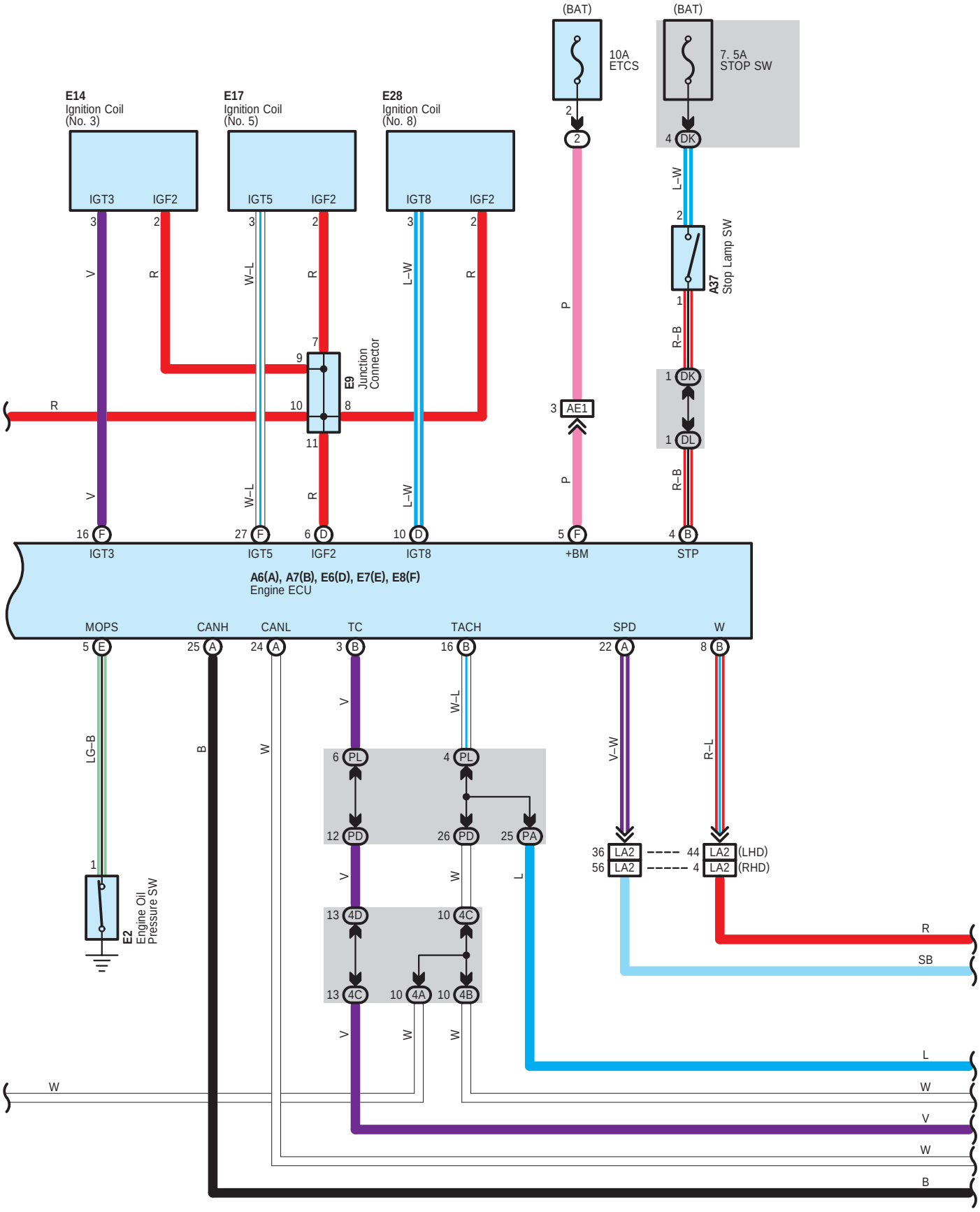
(BAT)
10A
ETCS
(BAT)
7. 5A
STOP SW
E14
Ignition Coil
(No. 3)
E17
Ignition Coil
(No. 5)
E28
Ignition Coil
(No. 8)
IGT3
IGF2
IGT5
IGF2
IGT8
IGF2
A37
Stop Lamp SW
E9
Junction
Connector
AE1
IGT3
IGT5
IGF2
IGT8
+BM
STP
A6(A), A7(B), E6(D), E7(E), E8(F)
Engine ECU
MOPS
CANH
CANL
TC
TACH
SPD
W
E2
Engine Oil
Pressure SW
LA2
(LHD)
(RHD)

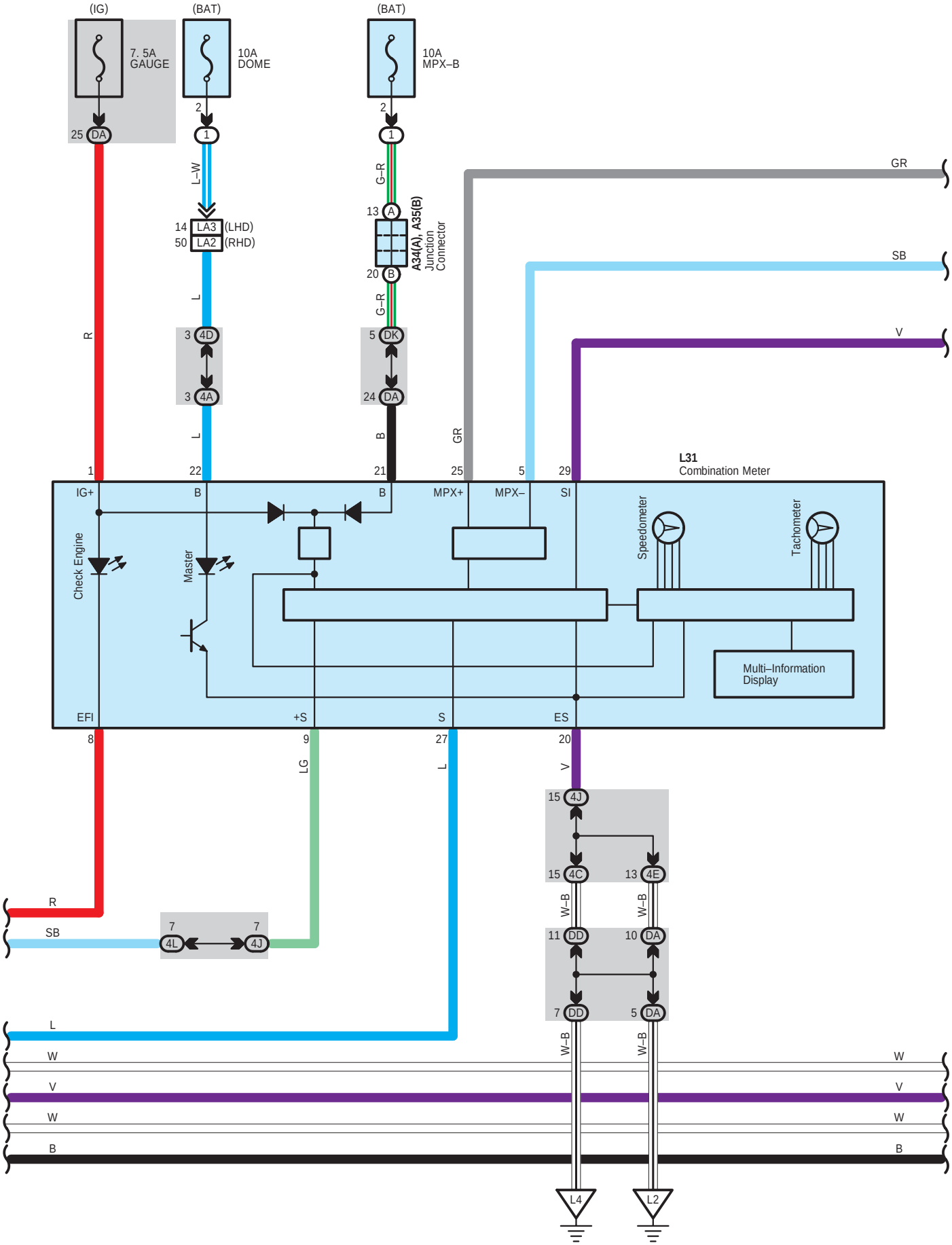
(IG)
(BAT)
(BAT)
7. 5A
GAUGE
10A
DOME
10A
MPX–B
25 DA
2
1
L–W
14 LA3 (LHD)
50 LA2 (RHD)
L
3 4D
3 4A
R
L
2
1
G–R
13 A
20 B
A34(A), A35(B)
Junction
Connector
G–R
5 DK
24 DA
B
GR
SB
V
GR
1
22
21
25
5
29
L31
Combination Meter
IG+
B
B
MPX+
MPX–
SI
Check Engine
Master
Speedometer
Tachometer
Multi–Information
Display
EFI
+S
S
ES
8
9
27
20
LG
L
V
15 4J
15 4C
13 4E
W–B
W–B
11 DD
10 DA
7 DD
5 DA
W–B
W–B
R
SB
7
4L
7
4J
L
W
V
W
B
W
V
W
B
L4
L2

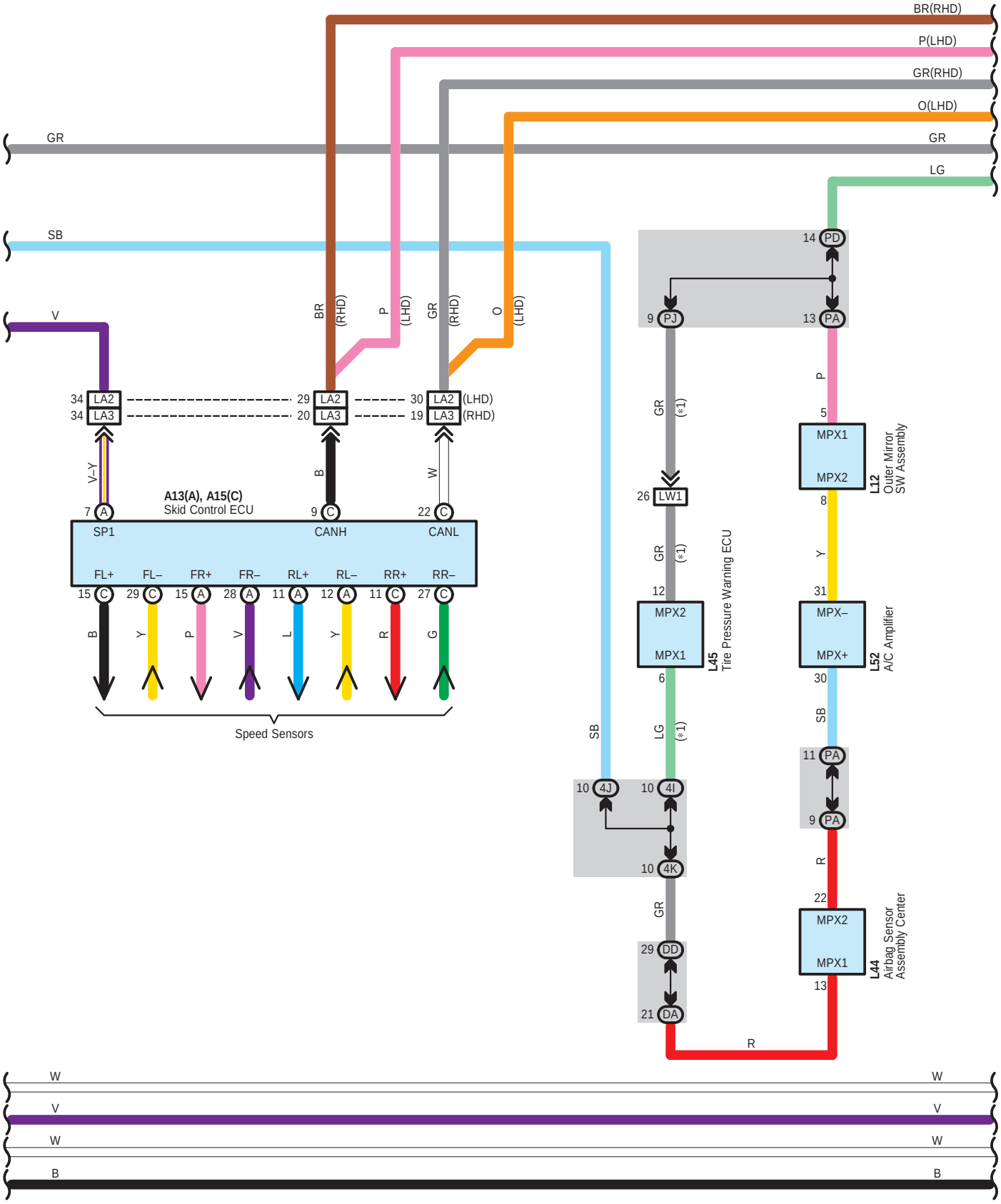
BR(RHD)
P(LHD)
GR(RHD)
O(LHD)
GR
GR
LG
SB
V
BR (RHD)
P (LHD)
GR (RHD)
O (LHD)
34 LA2
34 LA3
29 LA2
20 LA3
30 LA2 (LHD)
19 LA3 (RHD)
V–Y
B
W
A13(A), A15(C)
Skid Control ECU
7 A SP1
9 C CANH
22 C CANL
FL+ FL– FR+ FR– RL+ RL– RR+ RR–
15 C 29 C 15 A 28 A 11 A 12 A 11 C 27 C
B Y P V L Y R G
Speed Sensors
14 PD
9 PJ
13 PA
GR (*1)
26 LW1
GR (*1)
12 MPX2
MPX1
6
L45 Tire Pressure Warning ECU
LG (*1)
SB
10 4J
10 4I
10 4K
GR
29 DD
21 DA
P
5 MPX1
MPX2
8
L12 Outer Mirror SW Assembly
Y
31 MPX–
MPX+
30
L52 A/C Amplifier
SB
11 PA
9 PA
R
22 MPX2
MPX1
13
L44 Airbag Sensor Assembly Center
R
W
V
W
B

＊1 : w/ Tire Pressure Warning System

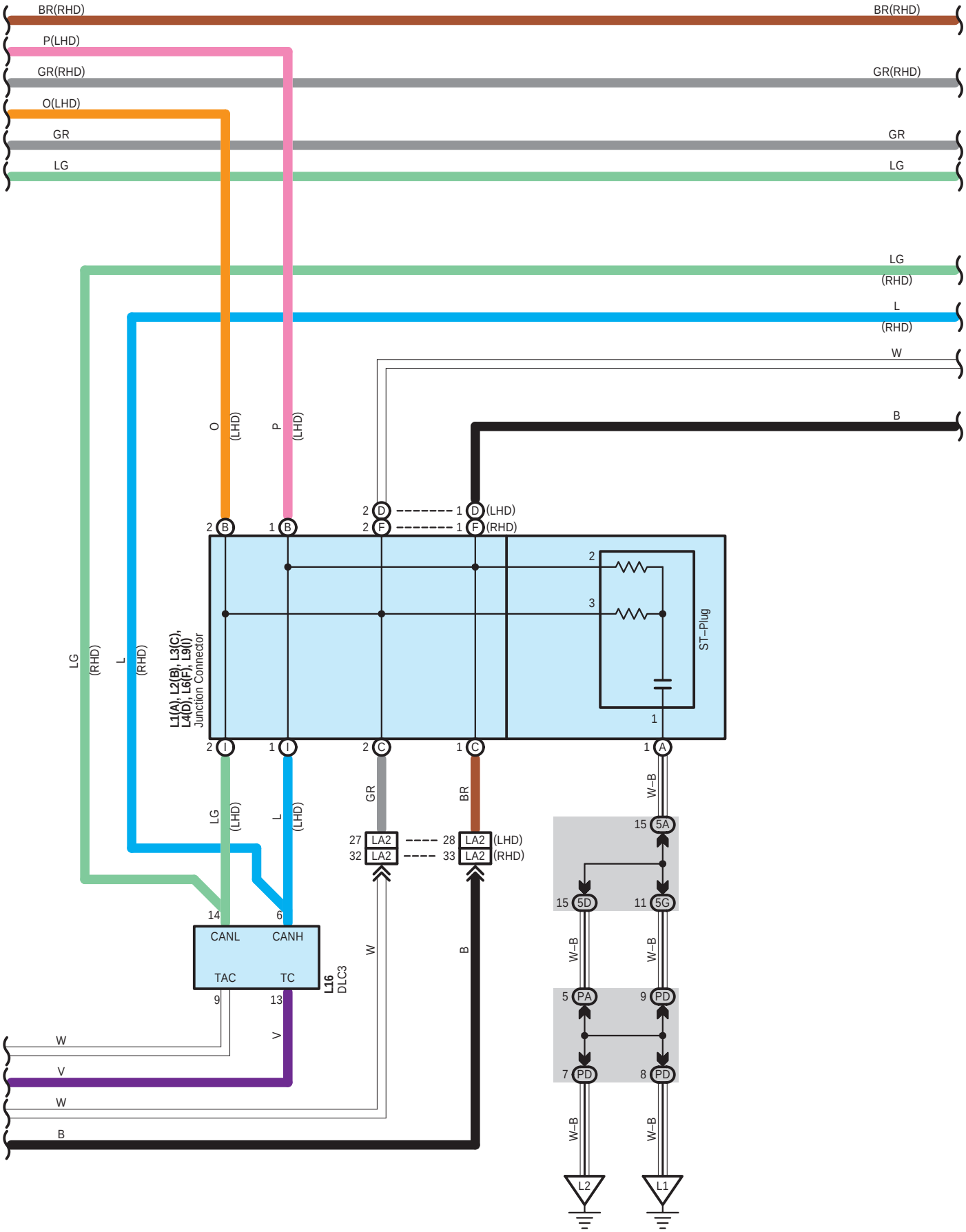

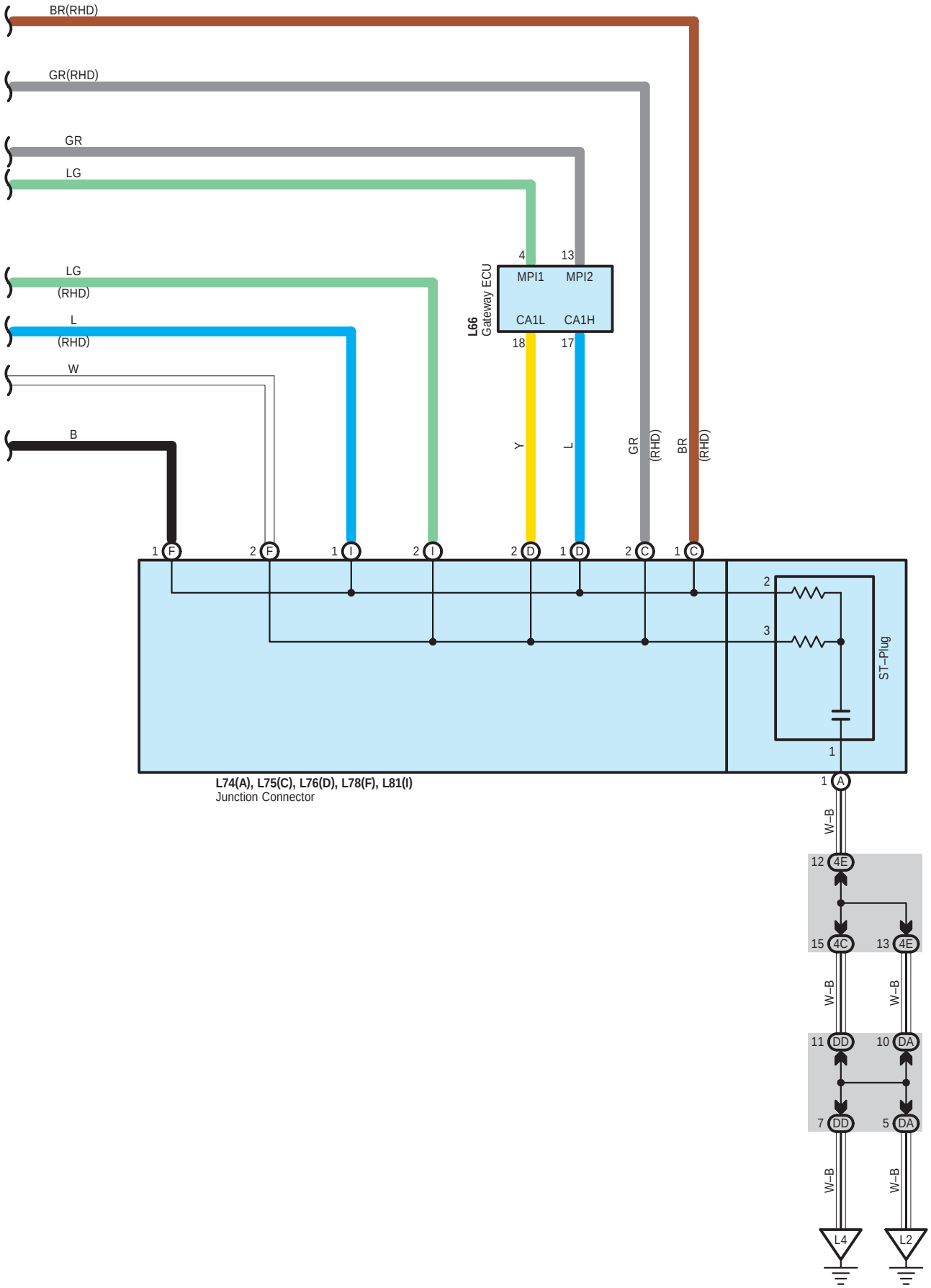
BR(RHD)
GR(RHD)
GR
LG
LG
(RHD)
L
(RHD)
W
B
L66
Gateway ECU
4
13
MPI1
MPI2
CA1L
CA1H
18
17
Y
L
GR
(RHD)
BR
(RHD)
1 F
2 F
1 I
2 I
2 D
1 D
2 C
1 C
2
3
1
ST–Plug
L74(A), L75(C), L76(D), L78(F), L81(I)
Junction Connector
1 A
W–B
12 4E
15 4C
13 4E
W–B
W–B
11 DD
10 DA
7 DD
5 DA
W–B
W–B
L4
L2

A 6
White

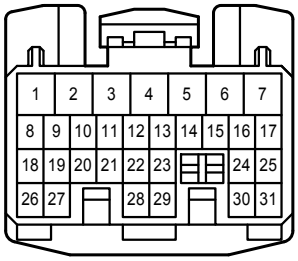

A 7
White

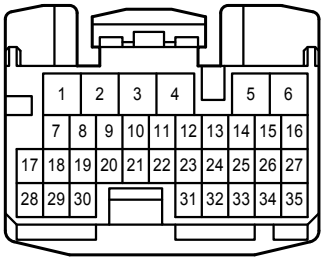

A 8
Gray



A 9
White

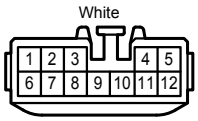

A 10
Blue

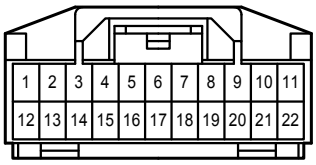

A 11
Blue

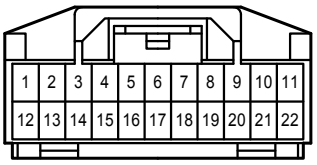

A 13
Black

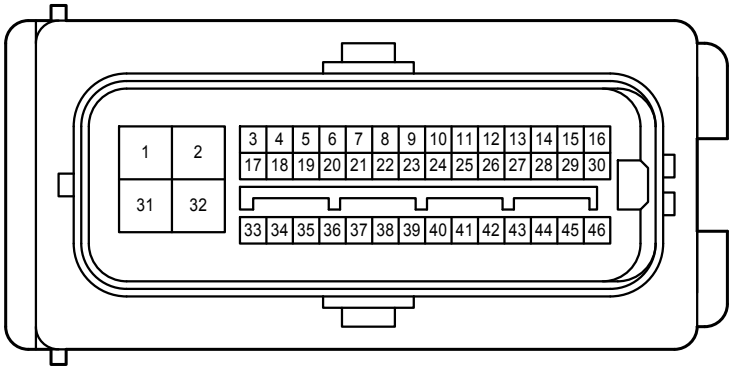

A 15
Gray

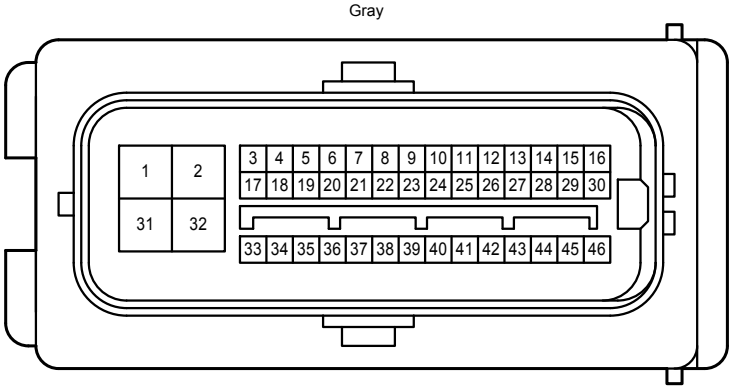

A 25
Gray

(3UZ-FE)

A 34
Blue

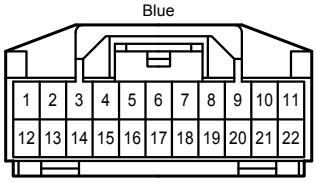

A 35
Blue

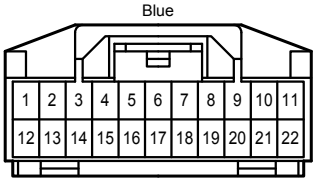

A 36
Black

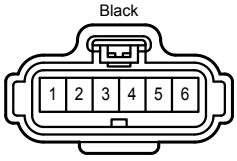

A 37
Green

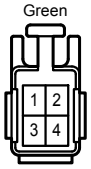

B 3
Black

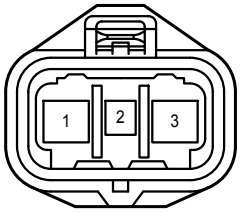

B 5
Black

E 2
Gray

E 3
Dark Gray

(3UZ-FE)

E 4
Dark Gray

E 5
Black

E 6
White

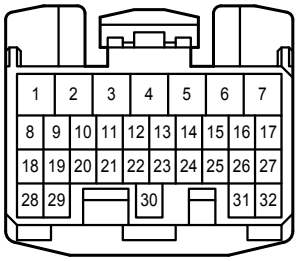

(Before Jul. 2006 Production Except 3GR-FSE)

E 7
White

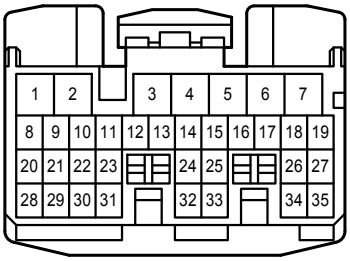

(Before Jul. 2006 Production Except 3GR-FSE)

E 8
White

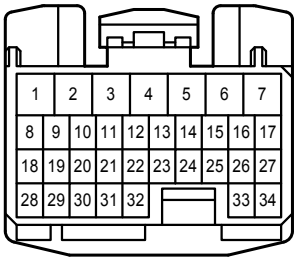

(Before Jul. 2006 Production Except 3GR-FSE)

E 9
White

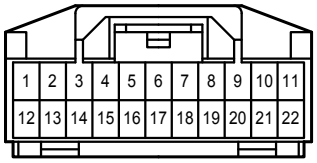

E 10
Gray

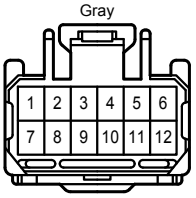

E 11
Black

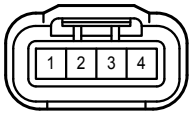

E 12
Blue

(3UZ-FE)

E 13
Blue

E 14
Black

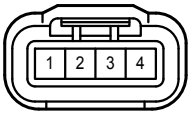

E 15
Dark Gray

(3UZ-FE)

E 16
Blue

E 17
Black

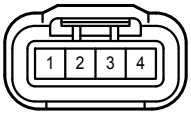

E 18
Black

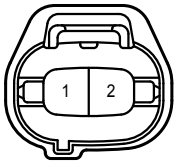

E 20
Black

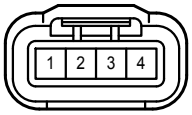

E 21
Blue

E 22
Gray

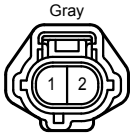

E 23
Dark Gray

E 25
Gray

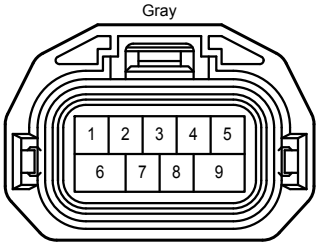

(3UZ-FE, 3GR-FE)

E 28
Black

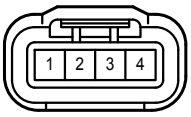

E 29
Blue

E 30
Black

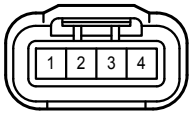

E 31
Blue

E 34
Dark Gray

(3UZ-FE)

E 35
Black

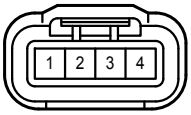

E 36
Blue

E 37
Black

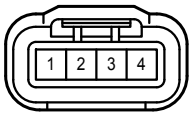

E 38
Blue

E 39
Black

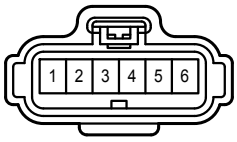

E 40
Black

(3UZ-FE)

E 41
Black

E 42
Black

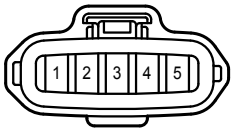

(Except 1UR-FSE)

E 42
Black

(1UR-FSE)

E 43
Black

E 44
Dark Gray

E 58
Black

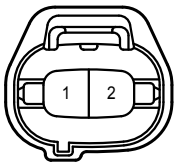

(3UZ-FE)

F 3
Black

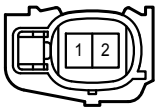

F 4
Gray

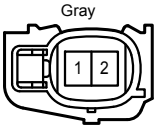

L 1
White

L 2
White

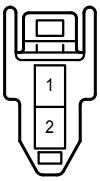

L 3
White

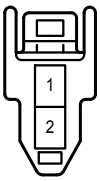

L 4
White

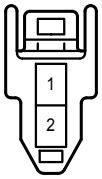

L 6
White

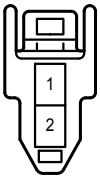

L 9
White

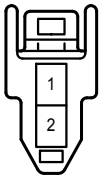

L 12
White

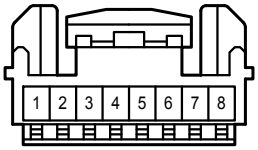

L 16
White

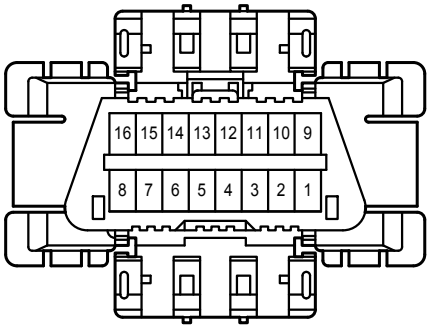

L 31
White

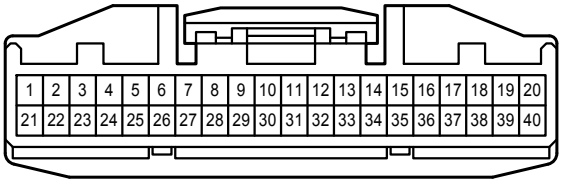

L 34
Dark Gray

L 44
Yellow

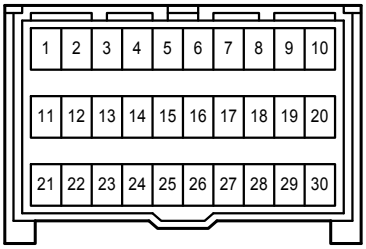

L 45
Black

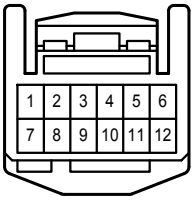

L 52
White

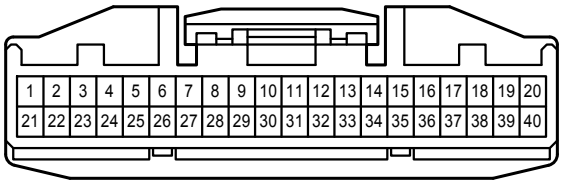

L 57
Dark Gray

L 58
White

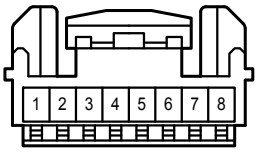

L 66
White

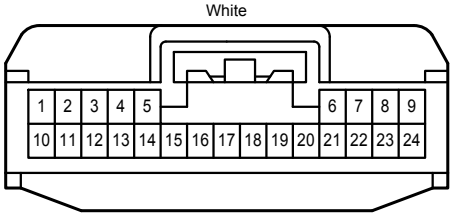

L 73
White

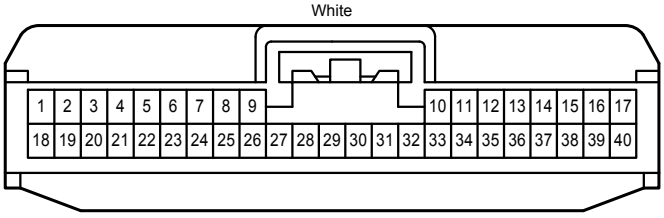

L 74
White

L 75
White

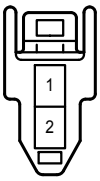

L 76
White

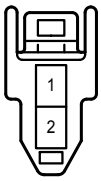

L 78
White

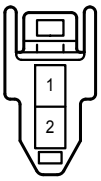

L 81
White

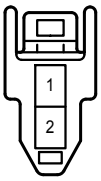

W 11
White

2A
White

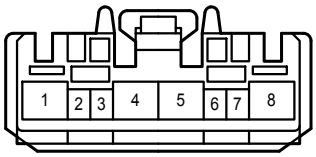

2B
White

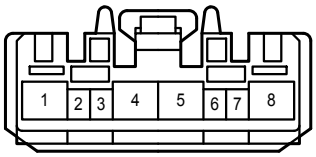

4A
White

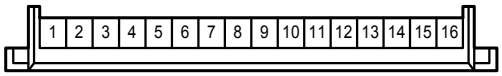

4B
White

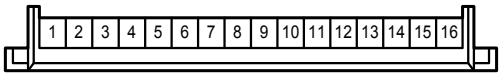

4C
White

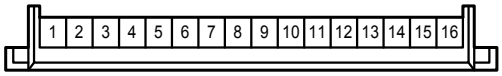

4D
White

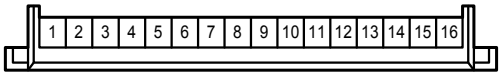

4E
White

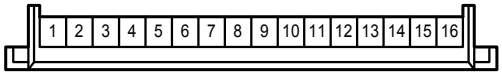

4I
White

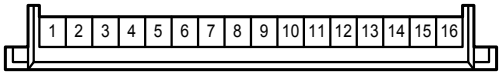

4J
White

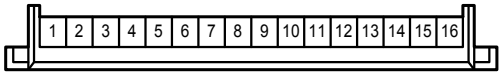

4K
White

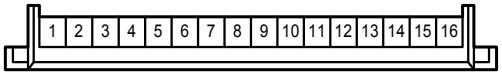

4L
White

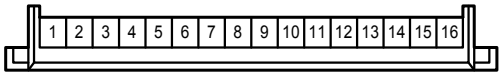

5A
White

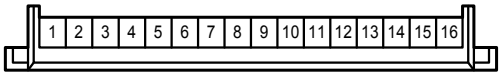

5D
White

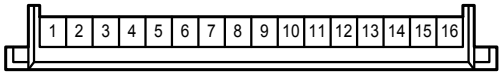

5G
White

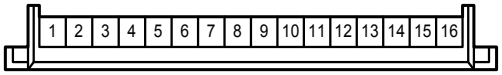

DA
White

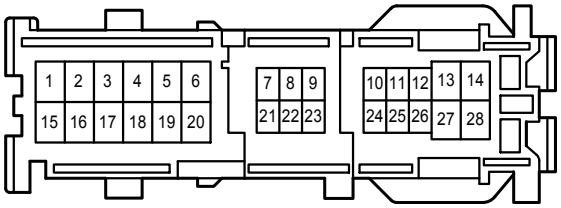

DD
White

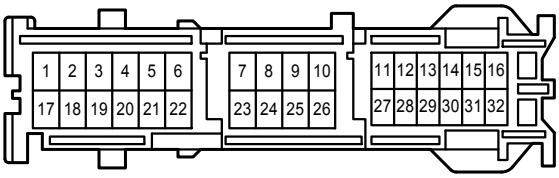

DK
Gray

DL
Gray

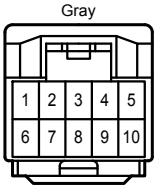

PA
White

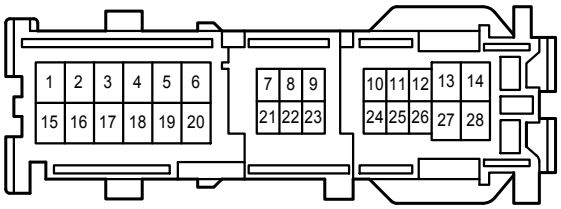

PD
White

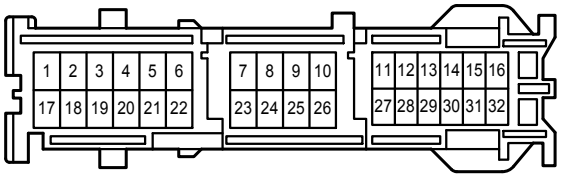

PJ
Gray

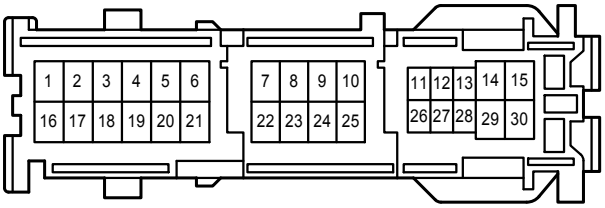

PL
Gray

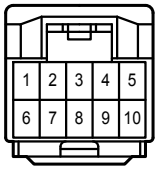

AE1
White

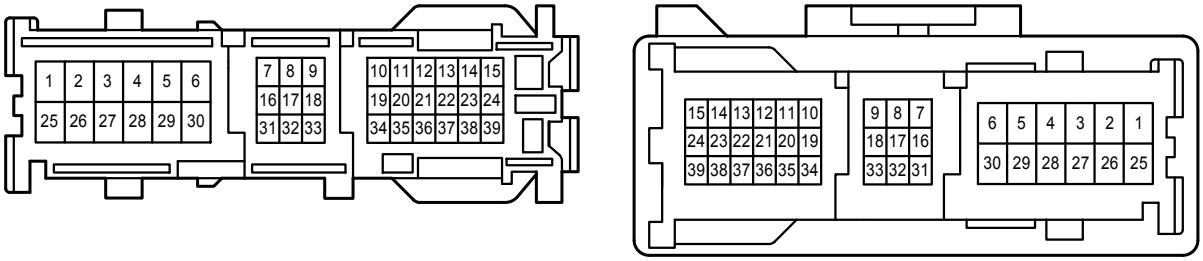

AW2
White

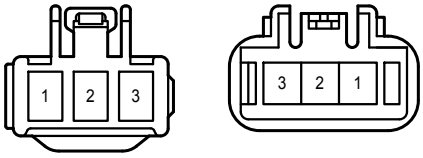

BA2
Gray

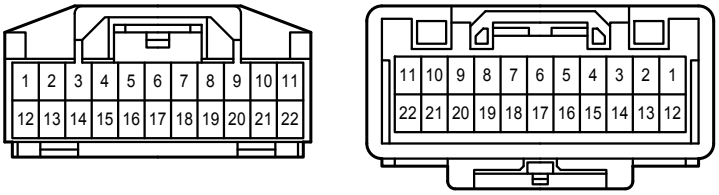

BA3
White

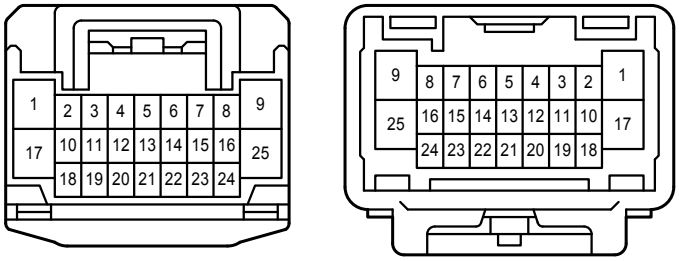

FE1
Black

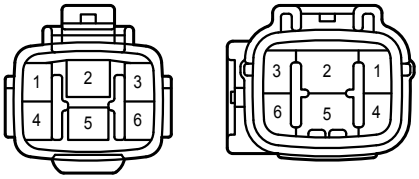

LA2
White

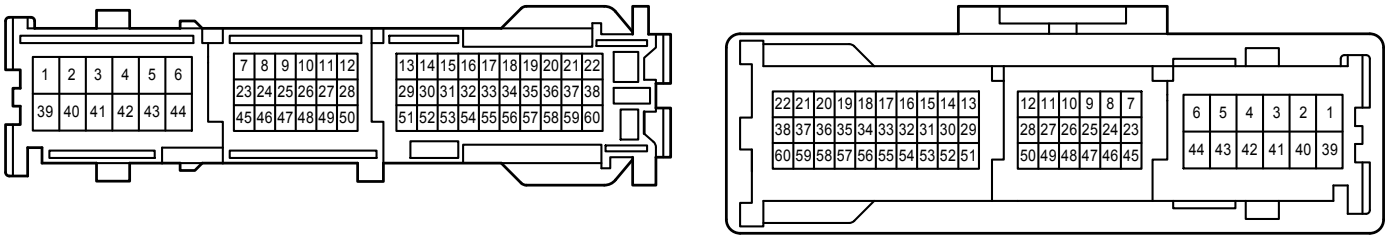

LA3
White

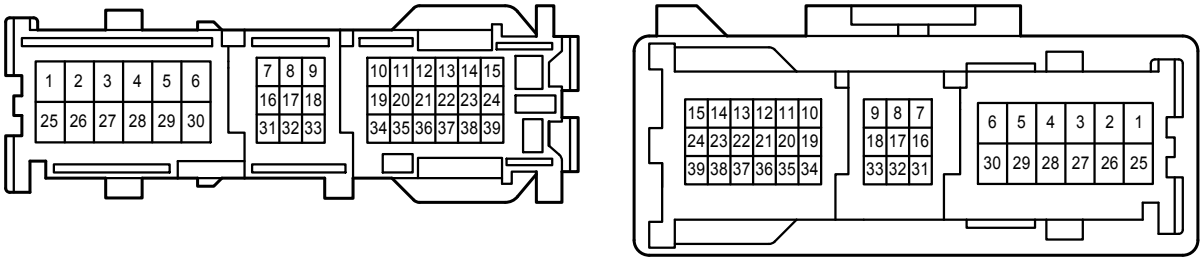

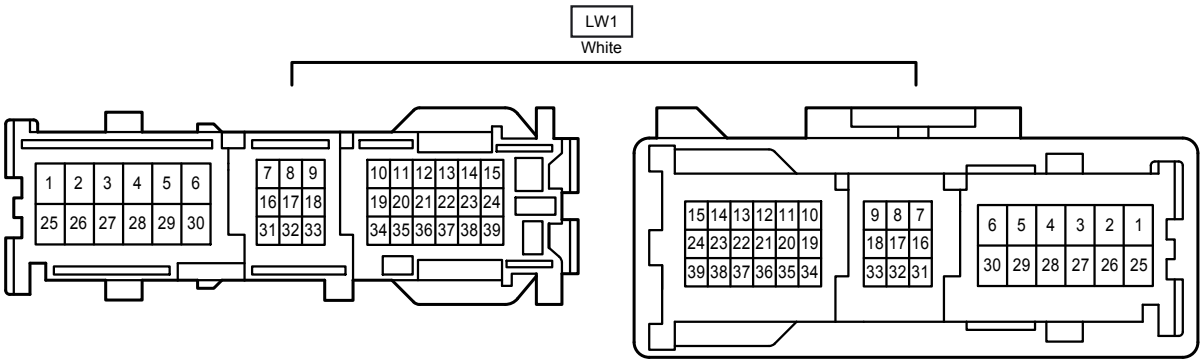
LW1
White
1 2 3 4 5 6
25 26 27 28 29 30
7 8 9
16 17 18
31 32 33
10 11 12 13 14 15
19 20 21 22 23 24
34 35 36 37 38 39
15 14 13 12 11 10
24 23 22 21 20 19
39 38 37 36 35 34
9 8 7
18 17 16
33 32 31
6 5 4 3 2 1
30 29 28 27 26 25