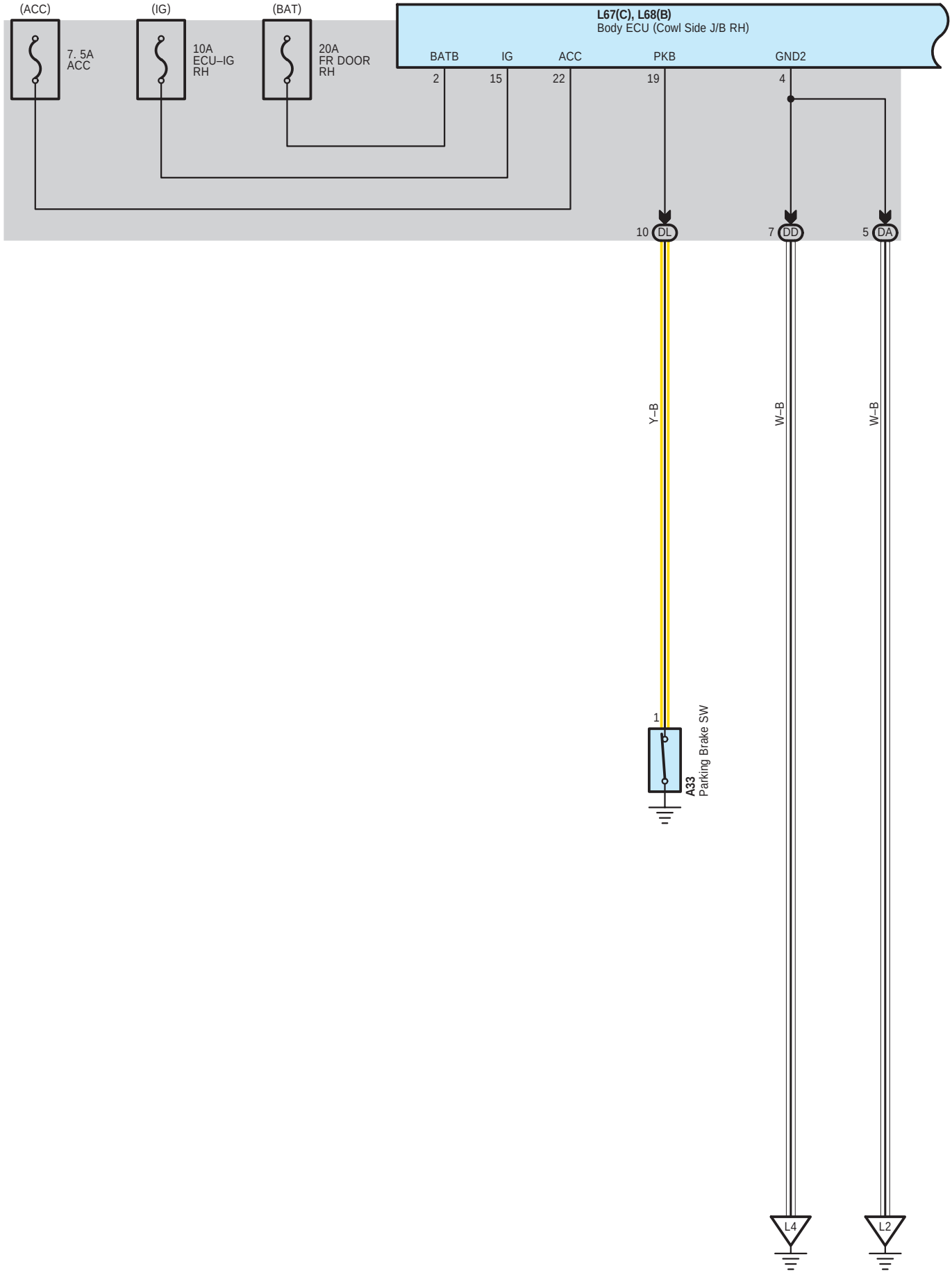
(ACC)
(IG)
(BAT)
7. 5A
ACC
10A
ECU–IG
RH
20A
FR DOOR
RH
L67(C), L68(B)
Body ECU (Cowl Side J/B RH)
BATB
IG
ACC
PKB
GND2
2
15
22
19
4
10 DL
7 DD
5 DA
Y–B
W–B
W–B
1
A33
Parking Brake SW
L4
L2

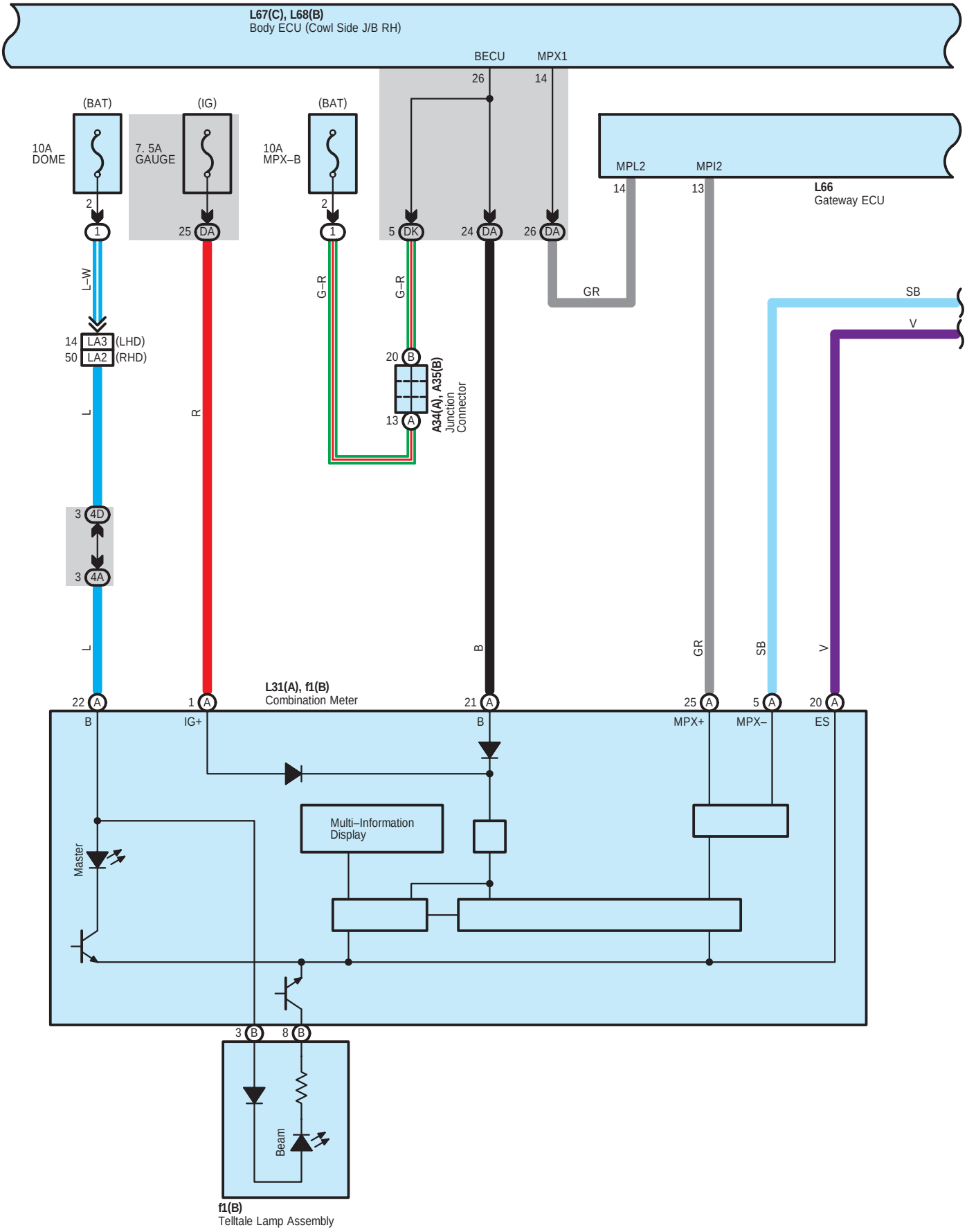
L67(C), L68(B)
Body ECU (Cowl Side J/B RH)
BECU
MPX1
26
14
(BAT)
(IG)
(BAT)
10A
DOME
7. 5A
GAUGE
10A
MPX–B
MPL2
MPI2
14
13
L66
Gateway ECU
2
1
25 DA
2
1
5 DK
24 DA
26 DA
L–W
G–R
G–R
GR
SB
V
14 LA3 (LHD)
50 LA2 (RHD)
20 B
13 A
A34(A), A35(B)
Junction
Connector
L
R
3 4D
3 4A
L
B
GR
SB
V
L31(A), f1(B)
Combination Meter
22 A
1 A
21 A
25 A
5 A
20 A
B
IG+
B
MPX+
MPX–
ES
Multi–Information
Display
Master
3 B
8 B
Beam
f1(B)
Telltale Lamp Assembly

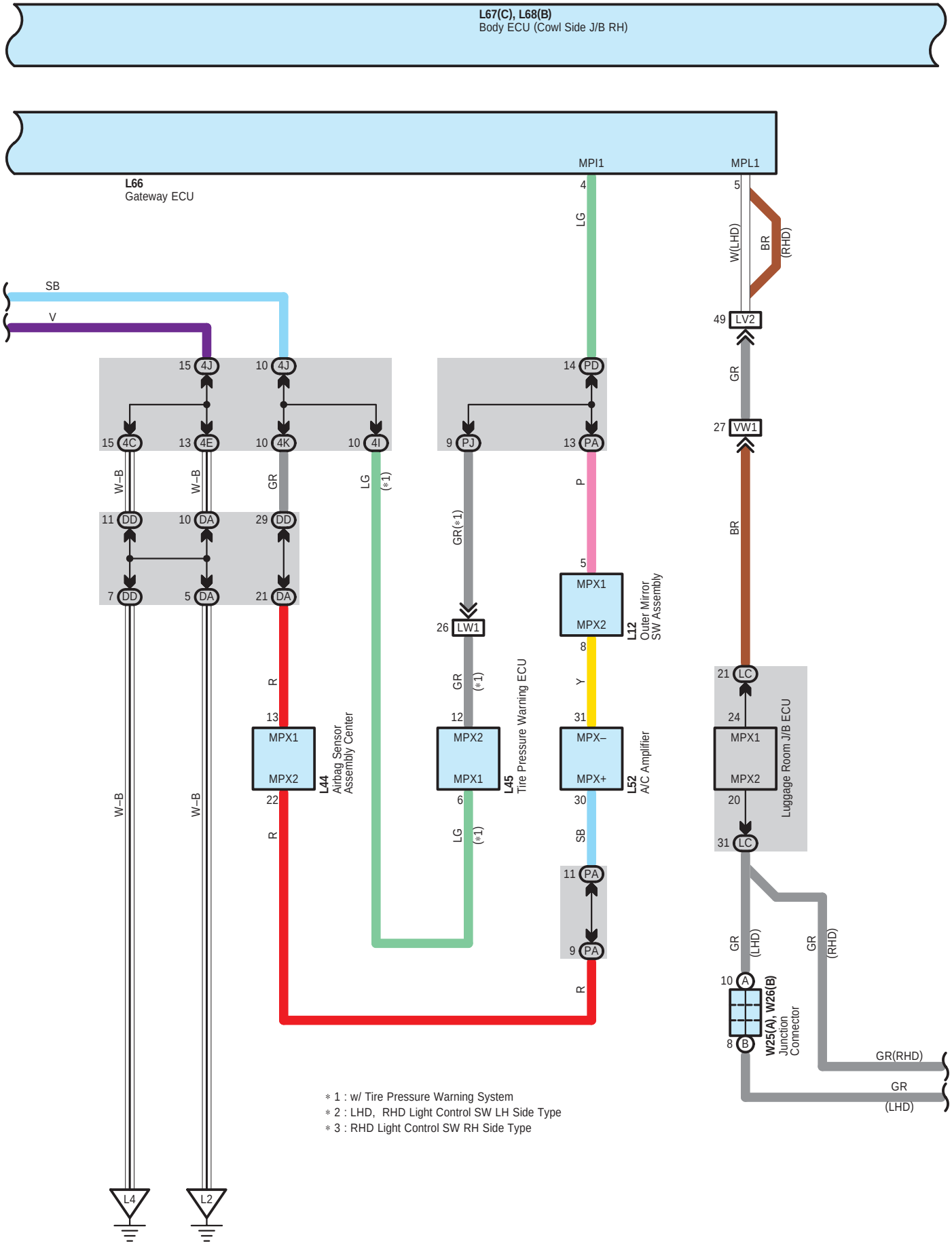

* 1 : w/ Tire Pressure Warning System
* 2 : LHD, RHD Light Control SW LH Side Type
* 3 : RHD Light Control SW RH Side Type

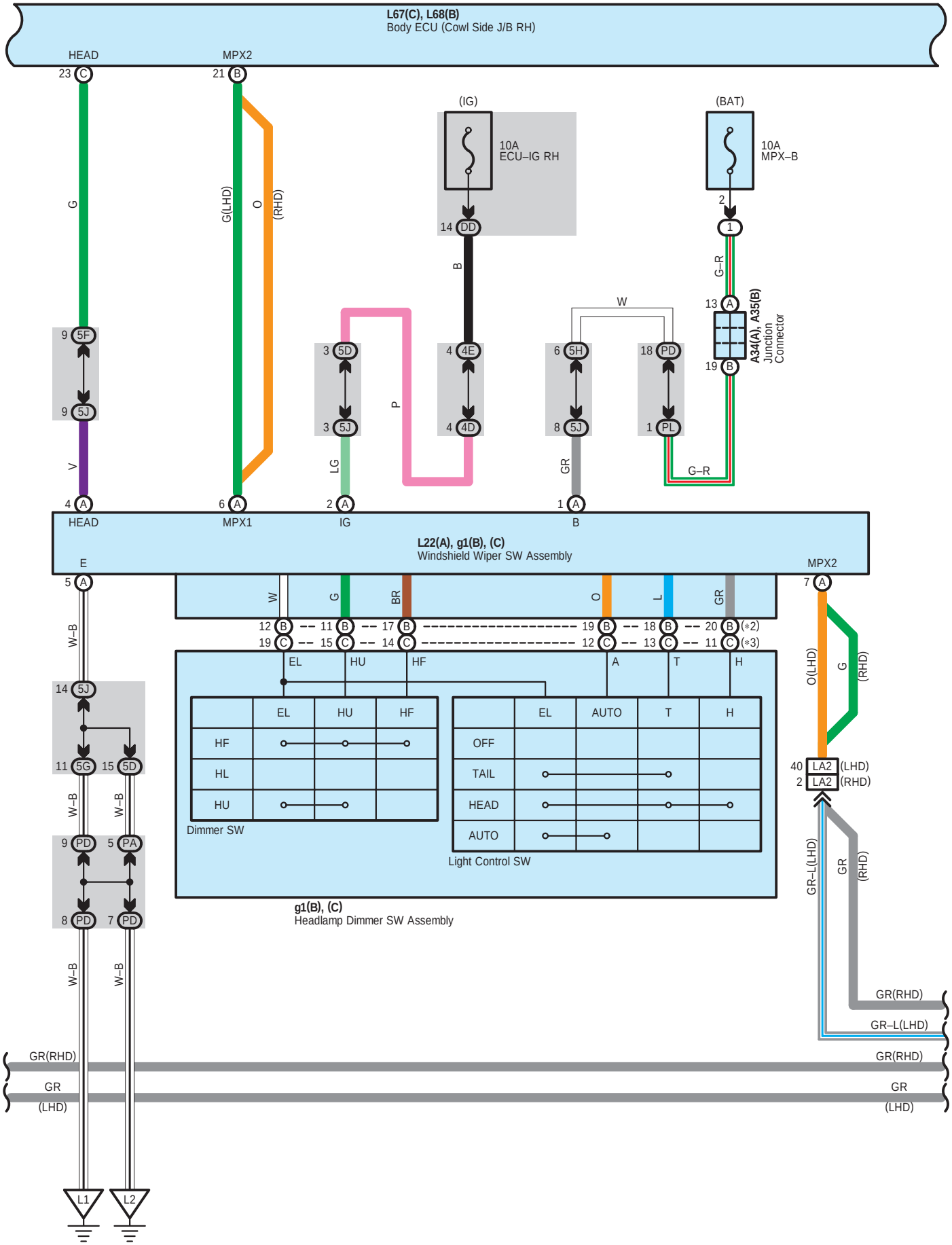
L67(C), L68(B)
Body ECU (Cowl Side J/B RH)
HEAD
MPX2
23 C
21 B
G
G(LHD)
O
(RHD)
(IG)
10A
ECU–IG RH
14 DD
B
(BAT)
10A
MPX–B
2
1
G–R
13 A
19 B
A34(A), A35(B)
Junction
Connector
W
9 5F
9 5J
V
3 5D
3 5J
LG
P
4 4E
4 4D
6 5H
8 5J
GR
18 PD
1 PL
G–R
4 A
HEAD
6 A
MPX1
2 A
IG
1 A
B
L22(A), g1(B), (C)
Windshield Wiper SW Assembly
E
5 A
W–B
W
G
BR
O
L
GR
MPX2
7 A
12 B
19 C
11 B
15 C
17 B
14 C
19 B
12 C
18 B
13 C
20 B (*2)
11 C (*3)
EL
HU
HF
A
T
H
14 5J
11 5G
15 5D
W–B
W–B
9 PD
5 PA
8 PD
7 PD
W–B
W–B
Dimmer SW
HF
HL
HU
Light Control SW
OFF
TAIL
HEAD
AUTO
g1(B), (C)
Headlamp Dimmer SW Assembly
O(LHD)
G
(RHD)
40 LA2 (LHD)
2 LA2 (RHD)
GR–L(LHD)
GR
(RHD)
GR(RHD)
GR–L(LHD)
GR(RHD)
GR
(LHD)
GR
(LHD)
L1
L2

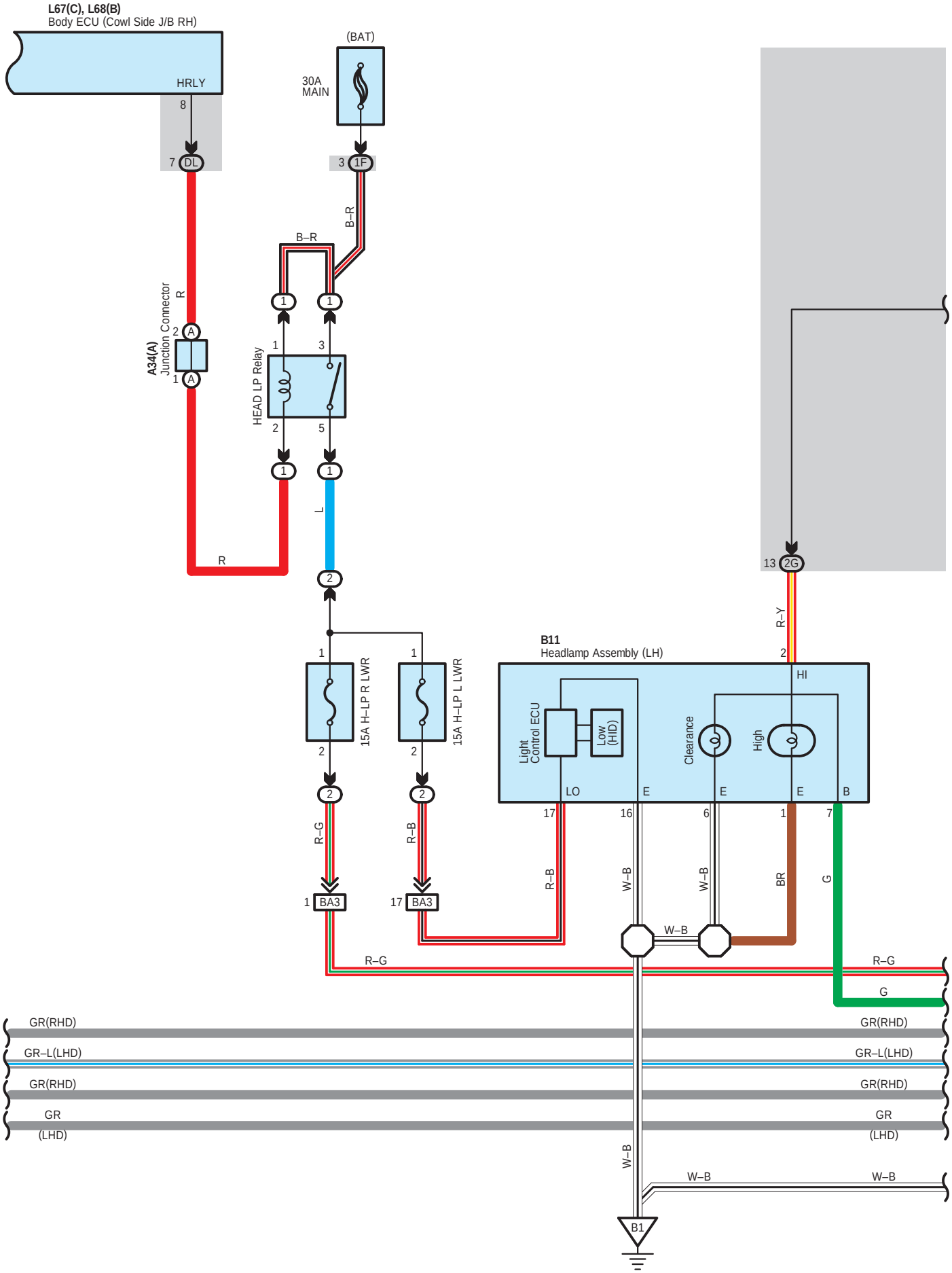
L67(C), L68(B)
Body ECU (Cowl Side J/B RH)
HRLY
8
7 DL
(BAT)
30A
MAIN
3 1F
B–R
B–R
A34(A)
Junction Connector
R
2 A
1 A
HEAD LP Relay
1
3
2
5
1
1
L
R
2
13 2G
R–Y
B11
Headlamp Assembly (LH)
2
HI
Light
Control ECU
Low
(HID)
Clearance
High
LO
E
E
E
B
17
16
6
1
7
1
1
15A H–LP R LWR
15A H–LP L LWR
2
2
2
2
R–G
R–B
1 BA3
17 BA3
R–B
W–B
W–B
BR
G
W–B
R–G
R–G
G
GR(RHD)
GR(RHD)
GR–L(LHD)
GR–L(LHD)
GR(RHD)
GR(RHD)
GR
(LHD)
GR
(LHD)
W–B
W–B
W–B
B1

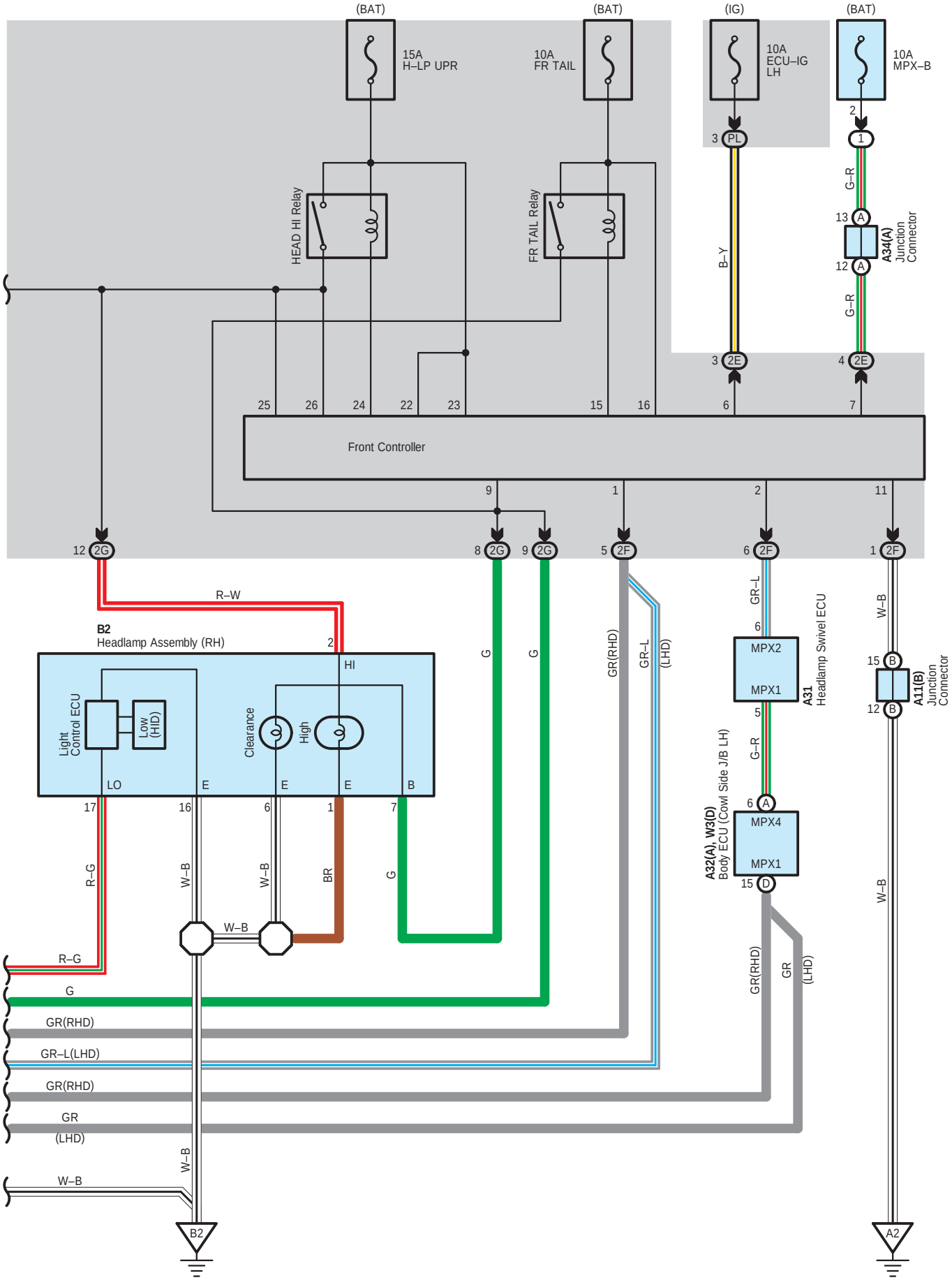
(BAT)
15A
H–LP UPR
(BAT)
10A
FR TAIL
(IG)
10A
ECU–IG
LH
(BAT)
10A
MPX–B
HEAD HI Relay
FR TAIL Relay
B–Y
G–R
A34(A)
Junction
Connector
Front Controller
R–W
B2
Headlamp Assembly (RH)
HI
Light
Control ECU
Low
(HID)
Clearance
High
LO
E
B
R–G
W–B
BR
G
GR(RHD)
GR–L
(LHD)
GR–L
MPX2
MPX1
A31
Headlamp Swivel ECU
A32(A), W3(D)
Body ECU (Cowl Side J/B LH)
MPX4
GR
A11(B)
Junction
Connector
B2
A2

A 11
Blue

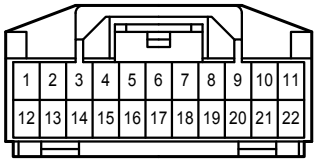

A 31
White

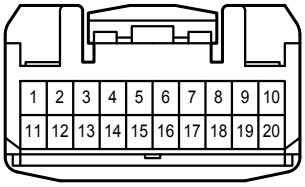

A 32
White

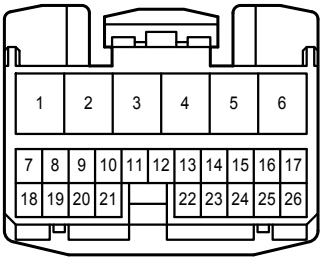

A 33
Black

A 34
Blue

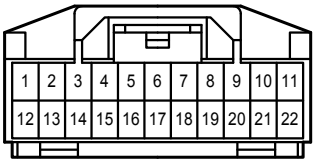

A 35
Blue

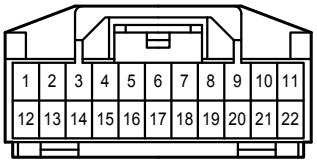

B 2
Black



B 11
Black



L 12
White

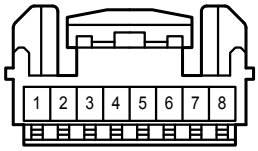

L 22
White

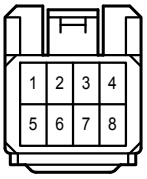

L 31
White

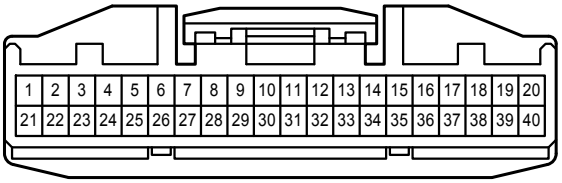

L 44
Yellow

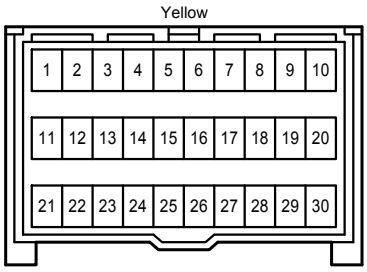

L 45
Black

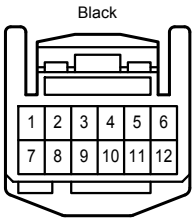

L 52
White

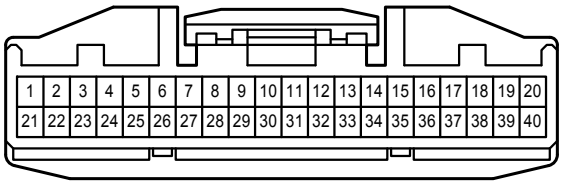

L 66
White

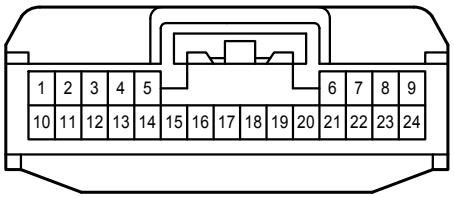

L 67
White

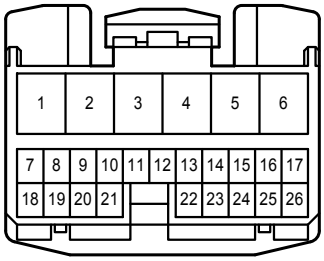

L 68
White

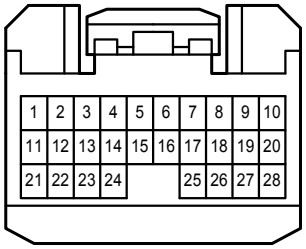

W 3
White

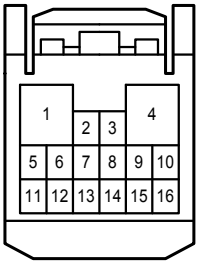

W 25
Gray

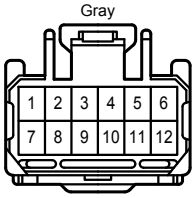

W 26
Gray

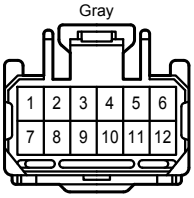

f 1
White

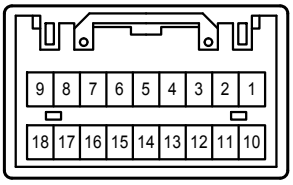

g 1
White

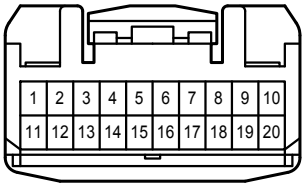

1F
White

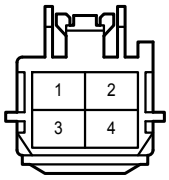

2E
Black



2F
Black

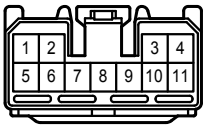

2G
Black

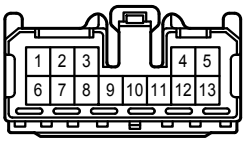

4A
White

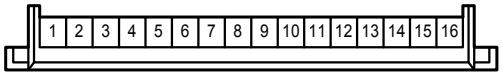

4C
White

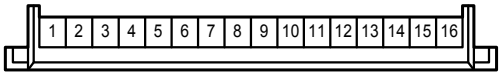

4D
White

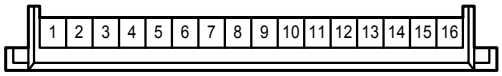

4E
White

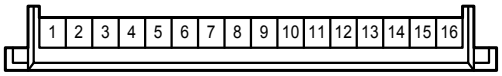

4I
White

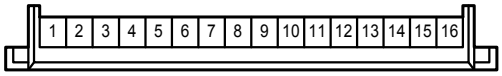

4J
White

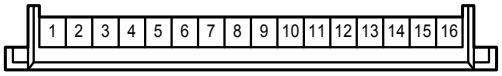

4K
White

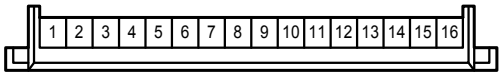

5D
White

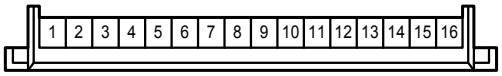

5F
White

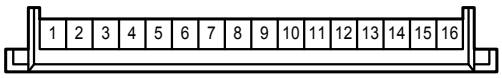

5G
White

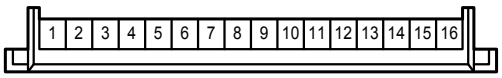

5H
White

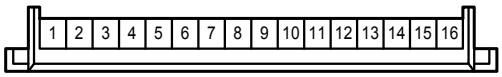

5J
White

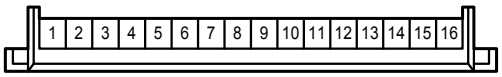

DA
White

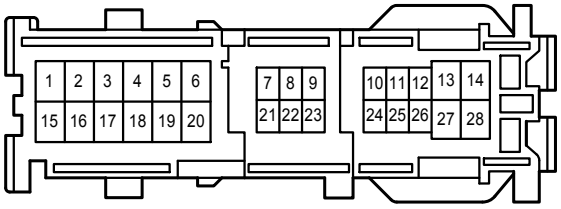

DD
White

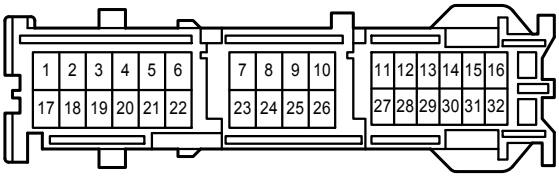

DK
Gray

DL
Gray

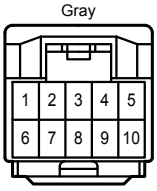

LC
White

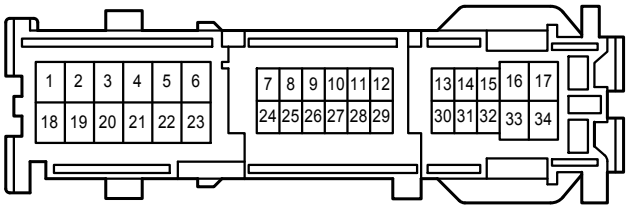

PA
White

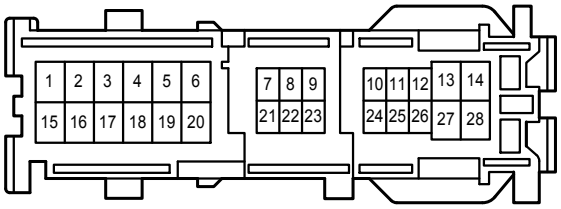

PD
White

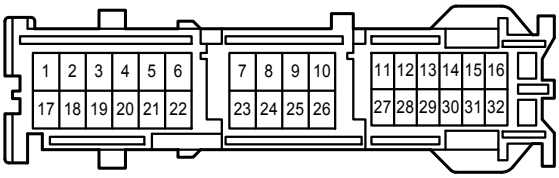

PJ
Gray

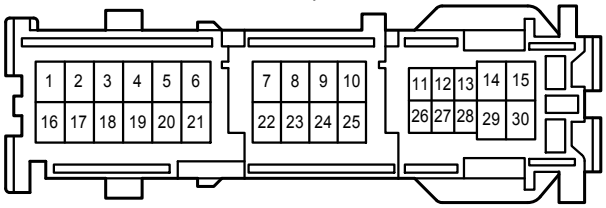

PL
Gray

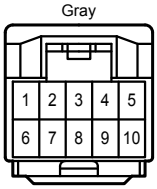

BA3
White

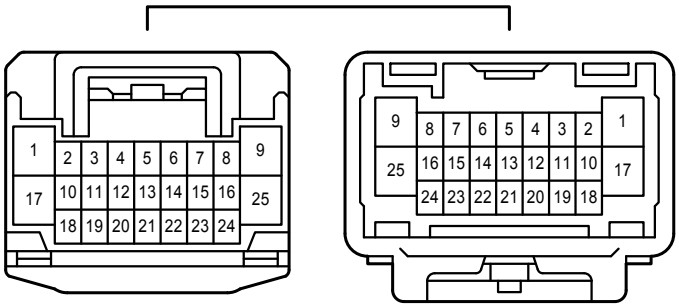

LA2
White

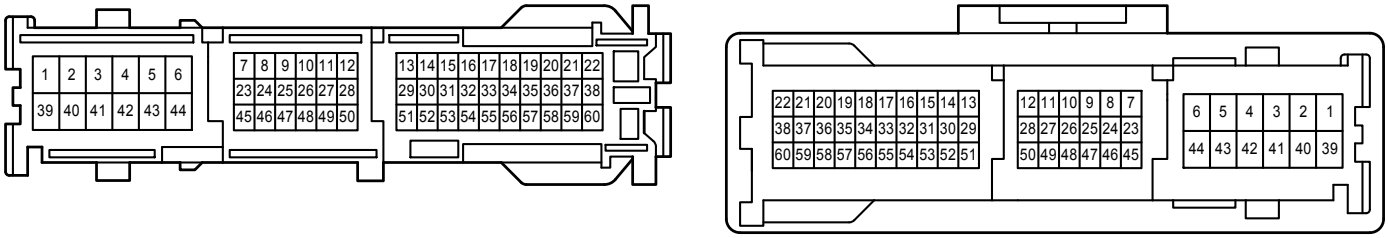

LA3
White

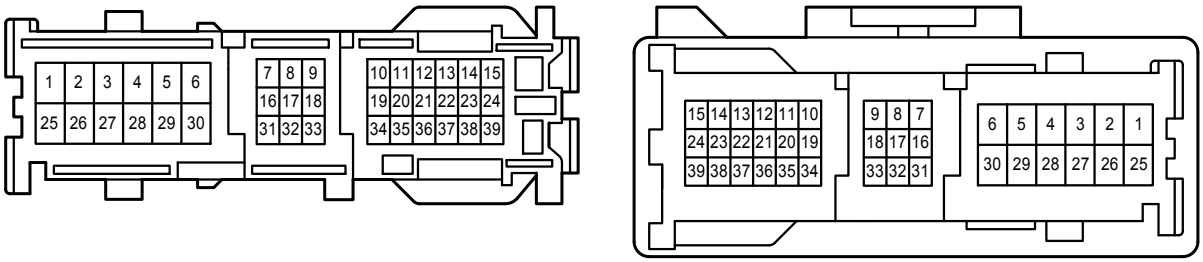

LV2
White

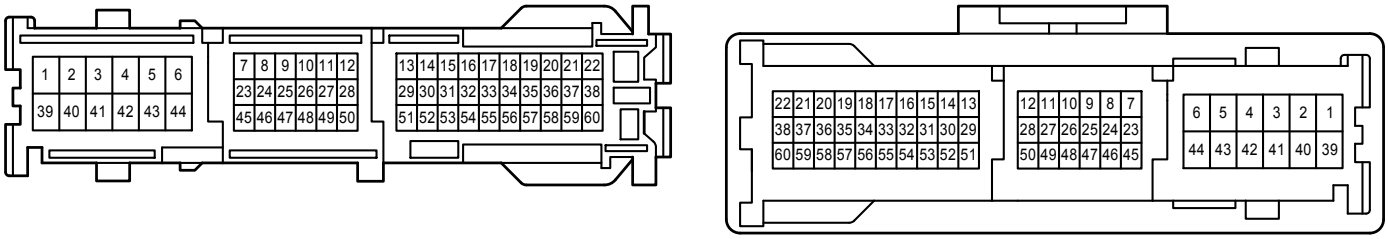

LW1
White

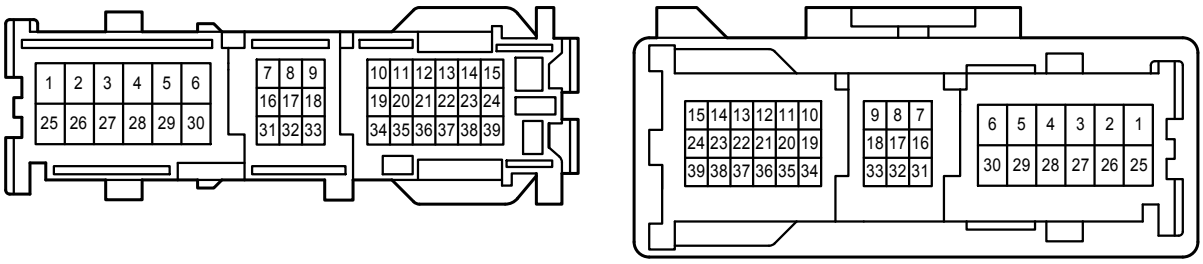
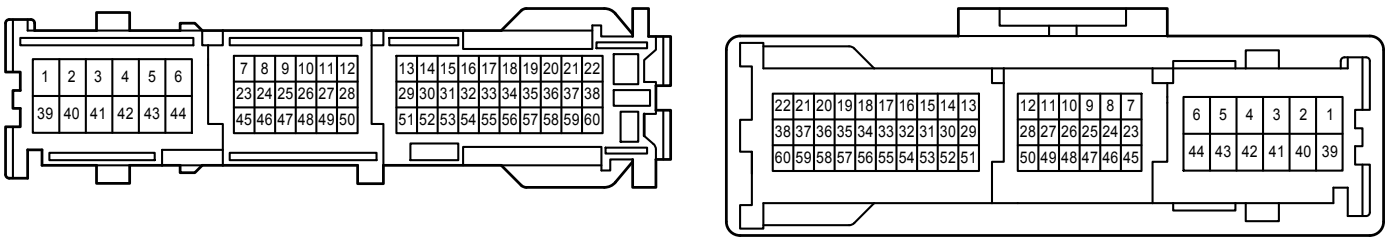
VW1
White