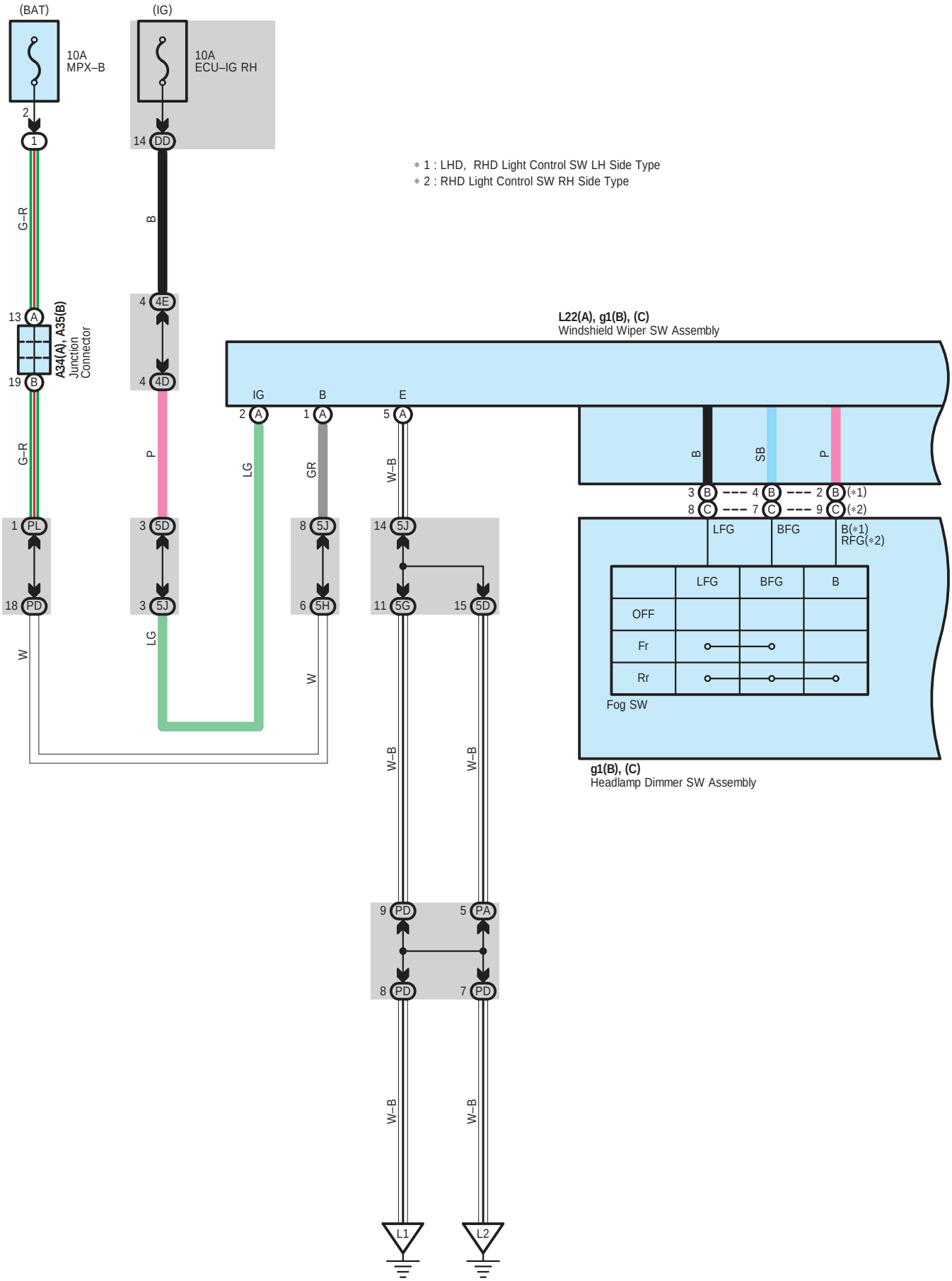
(BAT)
(IG)
10A
MPX–B
10A
ECU–IG RH
∗ 1 : LHD, RHD Light Control SW LH Side Type
∗ 2 : RHD Light Control SW RH Side Type
A34(A), A35(B)
Junction
Connector
L22(A), g1(B), (C)
Windshield Wiper SW Assembly
IG
B
E
LFG
BFG
B(∗1)
RFG(∗2)
OFF
Fr
Rr
Fog SW
g1(B), (C)
Headlamp Dimmer SW Assembly
L1
L2

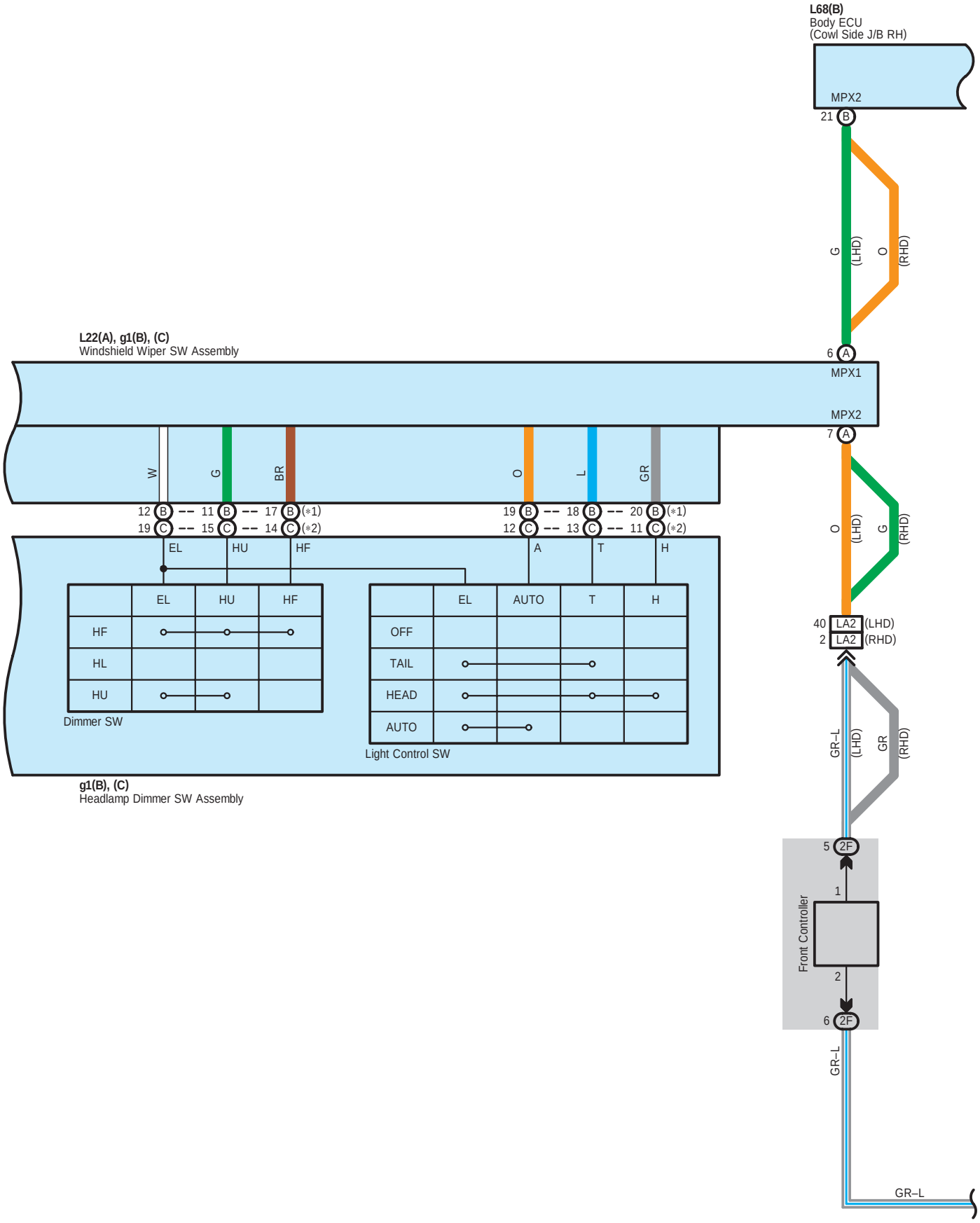
L68(B)
Body ECU
(Cowl Side J/B RH)
MPX2
21 B
G (LHD)
O (RHD)
6 A
MPX1
MPX2
7 A
O (LHD)
G (RHD)
40 LA2 (LHD)
2 LA2 (RHD)
GR–L (LHD)
GR (RHD)
5 2F
1
Front Controller
2
6 2F
GR–L
GR–L
L22(A), g1(B), (C)
Windshield Wiper SW Assembly
W
G
BR
O
L
GR
12 B -- 11 B -- 17 B (*1)
19 C -- 15 C -- 14 C (*2)
19 B -- 18 B -- 20 B (*1)
12 C -- 13 C -- 11 C (*2)
EL
HU
HF
A
T
H
EL HU HF
HF
HL
HU
Dimmer SW
EL AUTO T H
OFF
TAIL
HEAD
AUTO
Light Control SW
g1(B), (C)
Headlamp Dimmer SW Assembly

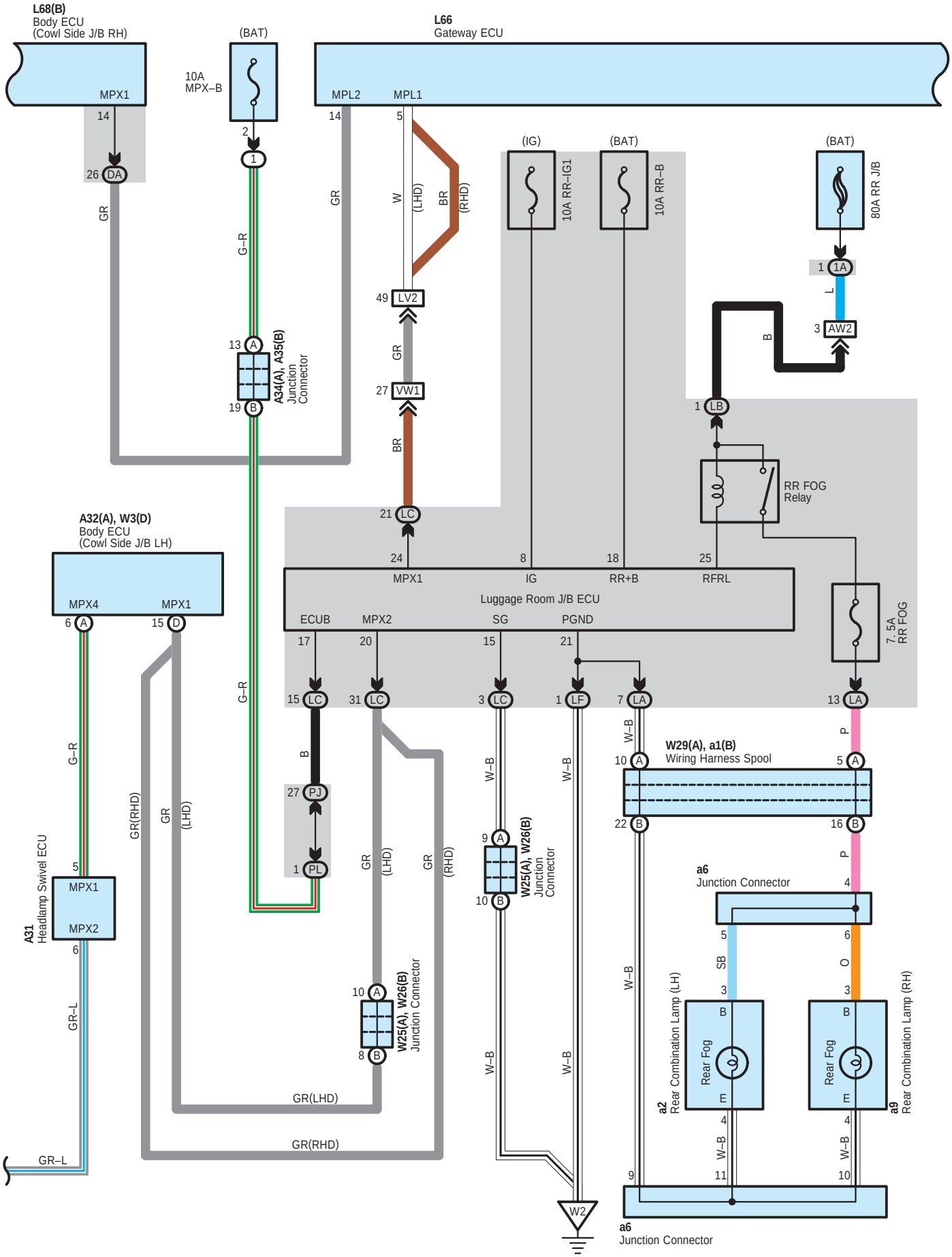
L68(B)
Body ECU
(Cowl Side J/B RH)
MPX1
14
26 DA
GR
(BAT)
10A
MPX–B
2
1
G–R
13 A
19 B
A34(A), A35(B)
Junction
Connector
L66
Gateway ECU
MPL2
MPL1
14
5
GR
W
(LHD)
BR
(RHD)
49 LV2
GR
27 VW1
BR
21 LC
(IG)
10A RR–IG1
(BAT)
10A RR–B
(BAT)
80A RR J/B
1 1A
L
3 AW2
B
1 LB
RR FOG
Relay
A32(A), W3(D)
Body ECU
(Cowl Side J/B LH)
MPX4
MPX1
6 A
15 D
24
8
18
25
MPX1
IG
RR+B
RFRL
Luggage Room J/B ECU
ECUB
MPX2
SG
PGND
17
20
15
21
7.5A
RR FOG
15 LC
31 LC
3 LC
1 LF
7 LA
13 LA
G–R
B
27 PJ
1 PL
W–B
W–B
W–B
P
W29(A), a1(B)
Wiring Harness Spool
10 A
5 A
22 B
16 B
P
a6
Junction Connector
4
GR(RHD)
GR
(LHD)
GR
(LHD)
GR
(RHD)
9 A
10 B
W25(A), W26(B)
Junction
Connector
A31
Headlamp Swivel ECU
5
MPX1
MPX2
6
GR–L
10 A
8 B
W25(A), W26(B)
Junction Connector
GR(LHD)
GR(RHD)
GR–L
W–B
W–B
W–B
W–B
W–B
5
SB
6
O
3
3
a2
Rear Combination Lamp (LH)
Rear Fog
B
E
4
11
a9
Rear Combination Lamp (RH)
Rear Fog
B
E
4
10
9
W2
a6
Junction Connector

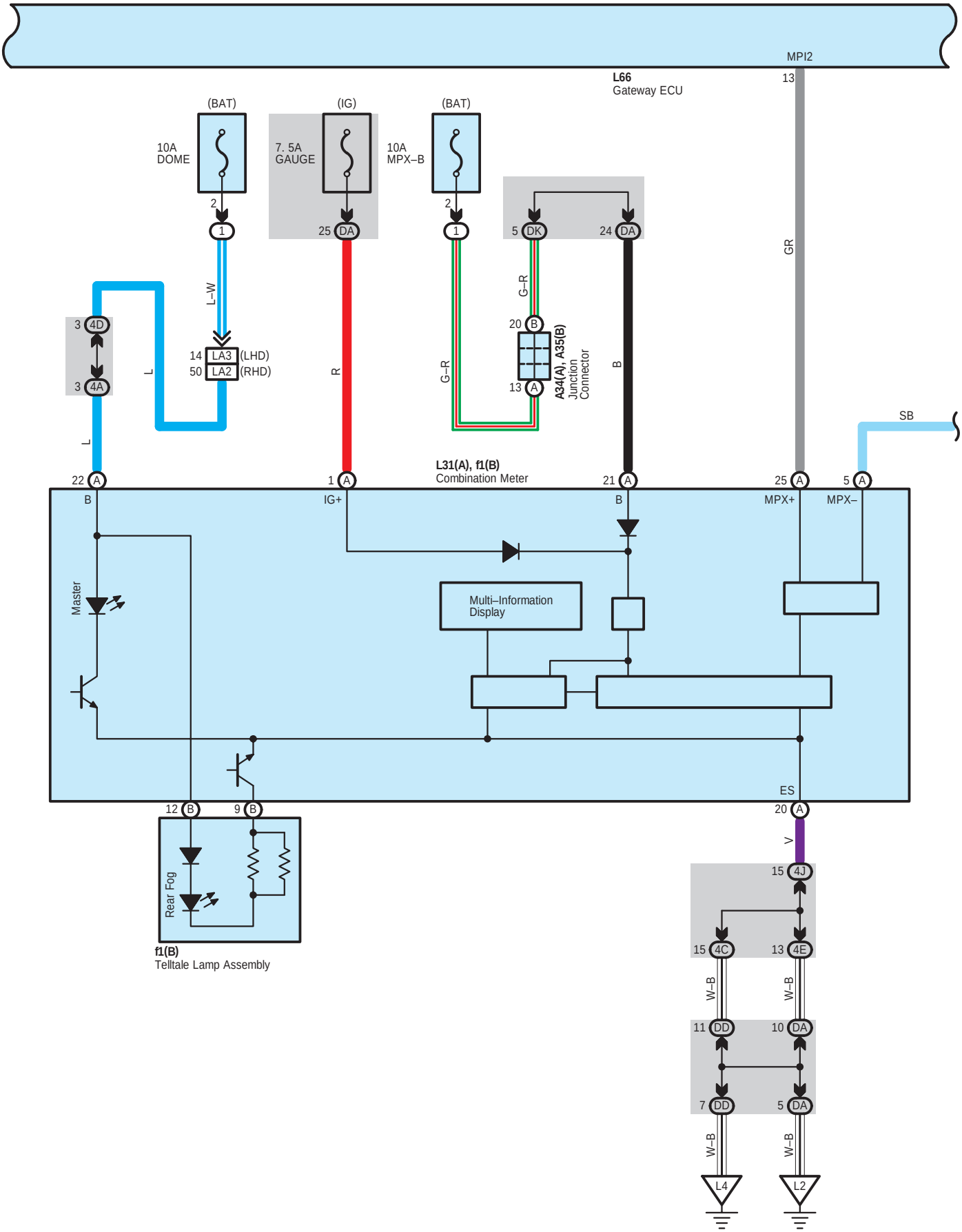
MPI2
13
L66
Gateway ECU
(BAT)
10A
DOME
(IG)
7. 5A
GAUGE
(BAT)
10A
MPX–B
2
1
25 DA
2
1
5 DK
24 DA
GR
L–W
G–R
20 B
13 A
A34(A), A35(B)
Junction
Connector
B
3 4D
3 4A
L
14 LA3 (LHD)
50 LA2 (RHD)
R
G–R
SB
L
22 A
B
1 A
IG+
L31(A), f1(B)
Combination Meter
21 A
B
25 A
MPX+
5 A
MPX–
Master
Multi–Information
Display
ES
12 B
9 B
20 A
V
Rear Fog
f1(B)
Telltale Lamp Assembly
15 4J
15 4C
13 4E
W–B
W–B
11 DD
10 DA
7 DD
5 DA
W–B
W–B
L4
L2

＊3 : w/ Tire Pressure Warning System

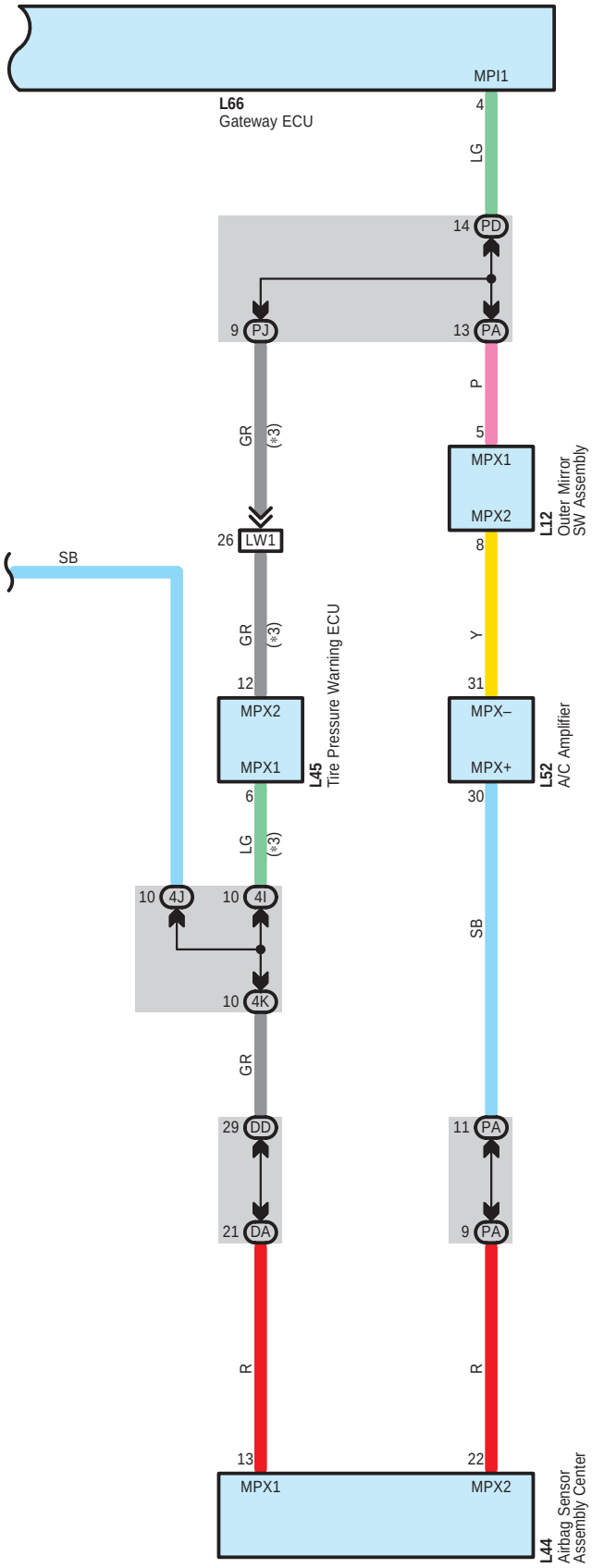

A 31
White

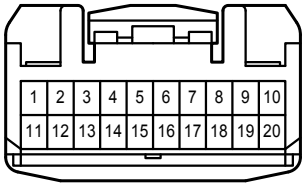

A 32
White

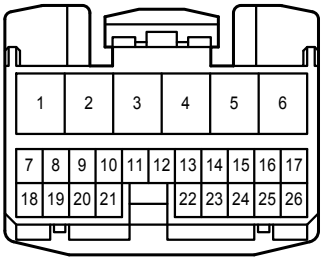

A 34
Blue

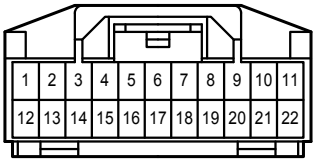

A 35
Blue

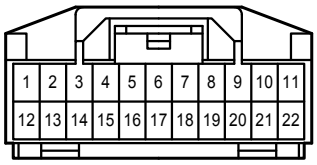

L 12
White

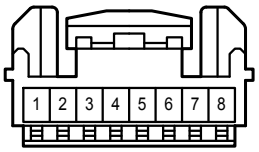

L 22
White

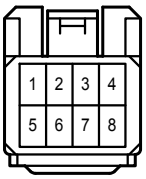

L 31
White

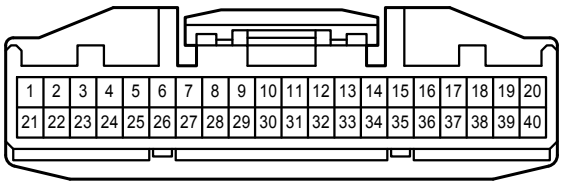

L 44
Yellow

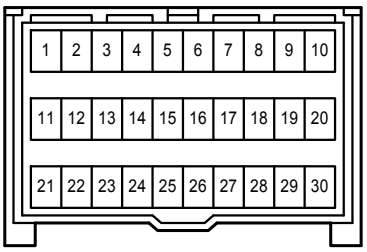

L 45
Black

L 52
White

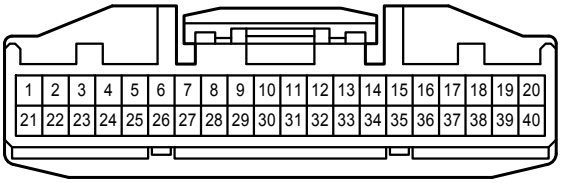

L 66
White

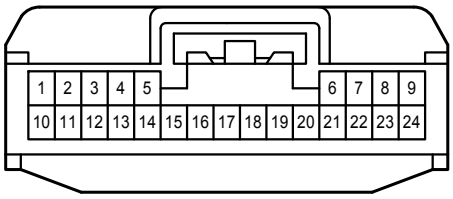

L 68
White

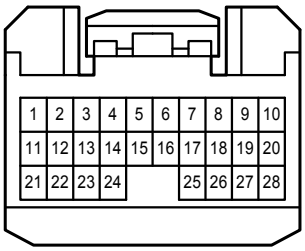

W 3
White

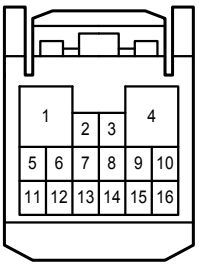

W 25
Gray

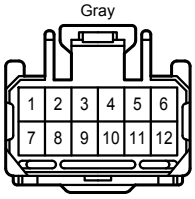

W 26
Gray

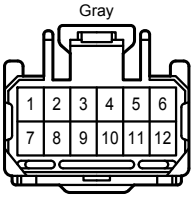

W 29
White

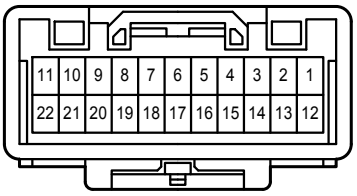

a 1
White

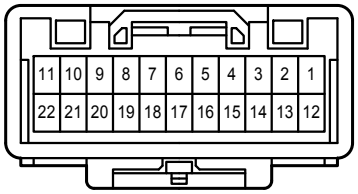

a 2
White



a 6
White

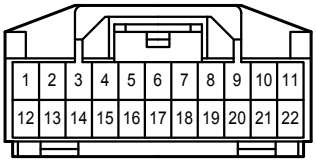

a 9
White



f 1
White

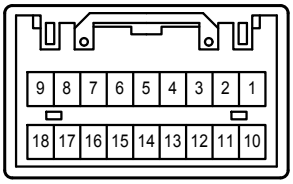

g 1
White

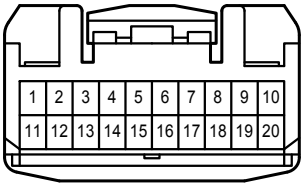

1A

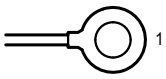

2F
Black

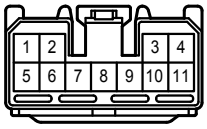

4A
White

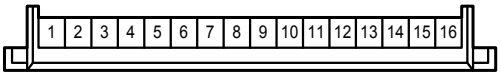

4C
White

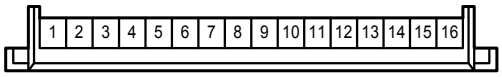

4D
White

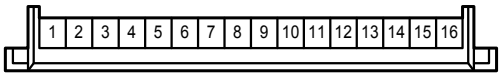

4E
White

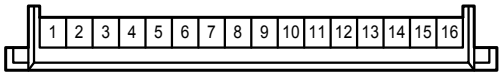

4I
White

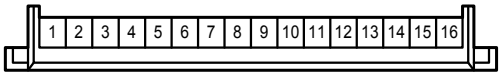

4J
White

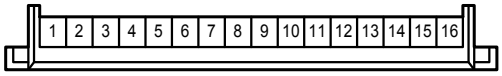

4K
White

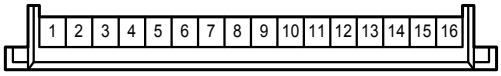

5D
White

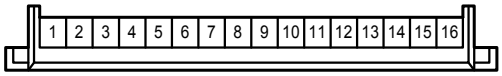

5G
White

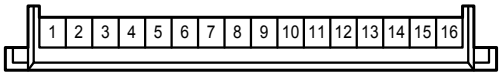

5H
White

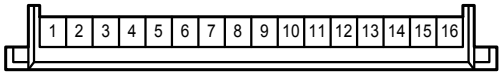

5J
White

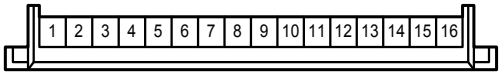

DA
White

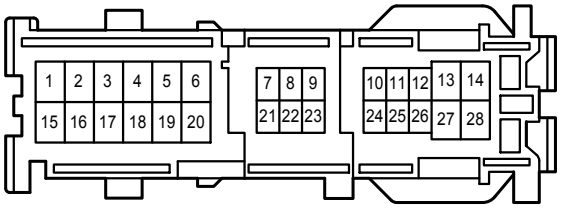

DD
White

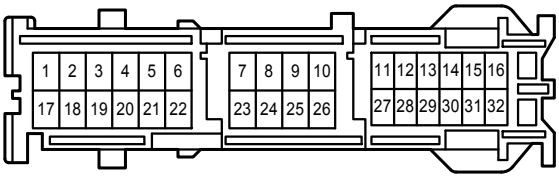

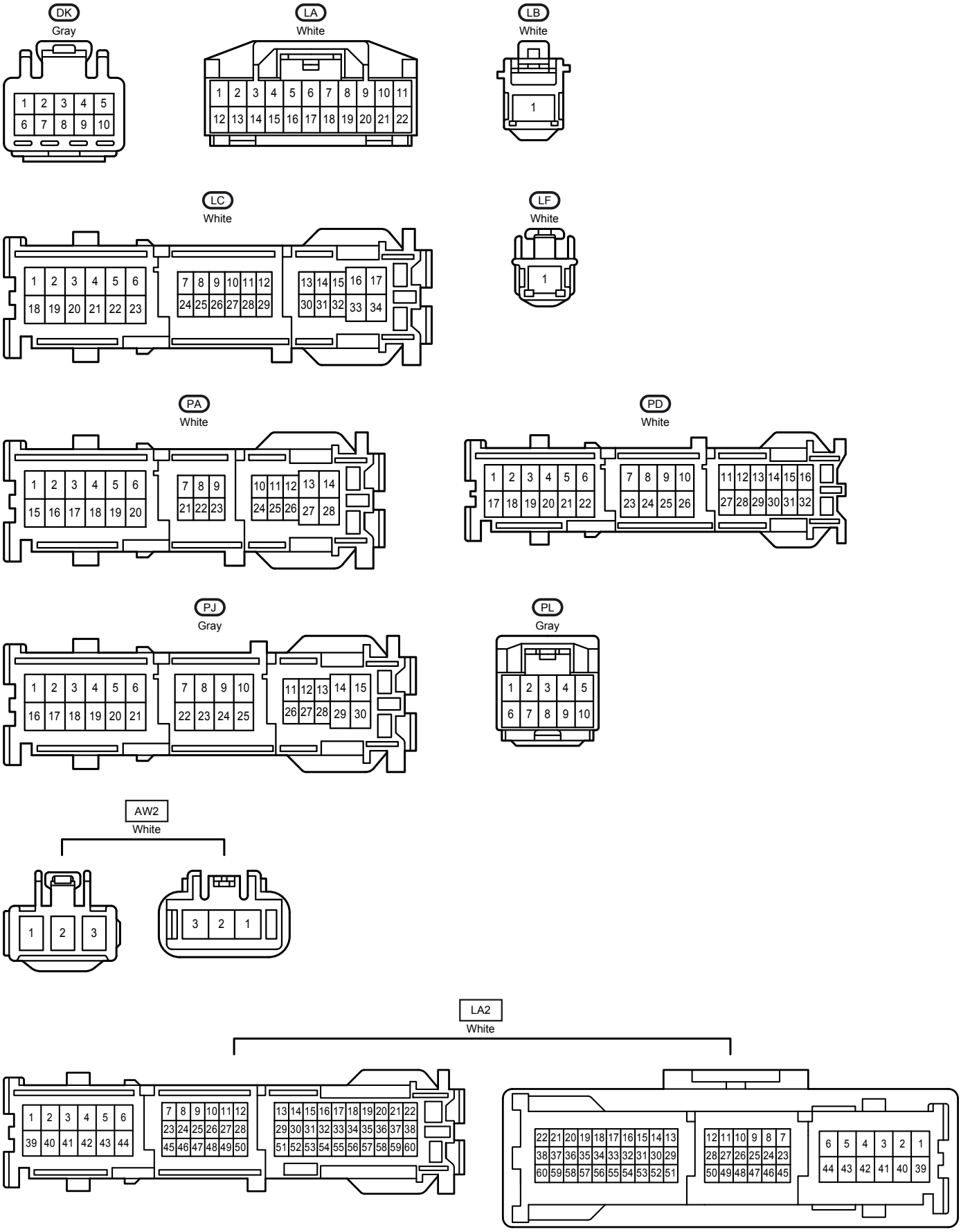
DK
Gray
LA
White
LB
White
LC
White
LF
White
PA
White
PD
White
PJ
Gray
PL
Gray
AW2
White
LA2
White

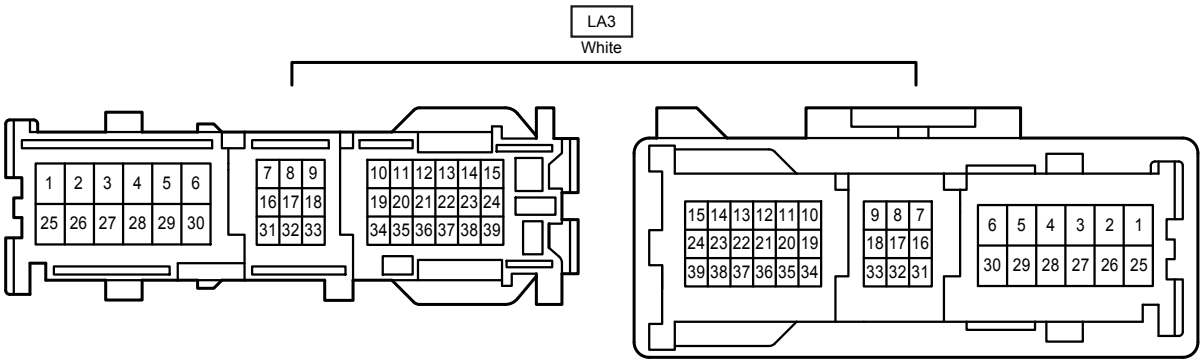
LA3
White
1 2 3 4 5 6
25 26 27 28 29 30
7 8 9
16 17 18
31 32 33
10 11 12 13 14 15
19 20 21 22 23 24
34 35 36 37 38 39
15 14 13 12 11 10
24 23 22 21 20 19
39 38 37 36 35 34
9 8 7
18 17 16
33 32 31
6 5 4 3 2 1
30 29 28 27 26 25

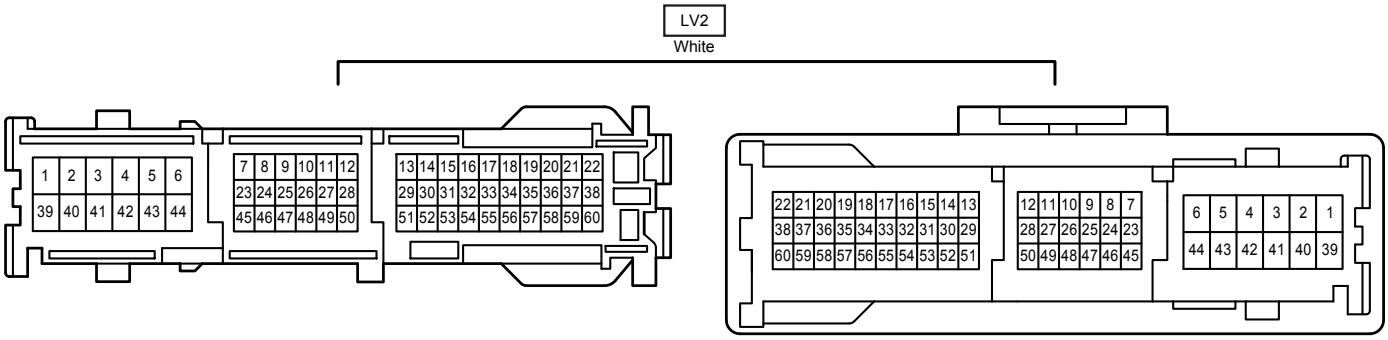
LV2
White
1 2 3 4 5 6
39 40 41 42 43 44
7 8 9 10 11 12
23 24 25 26 27 28
45 46 47 48 49 50
13 14 15 16 17 18 19 20 21 22
29 30 31 32 33 34 35 36 37 38
51 52 53 54 55 56 57 58 59 60
22 21 20 19 18 17 16 15 14 13
38 37 36 35 34 33 32 31 30 29
60 59 58 57 56 55 54 53 52 51
12 11 10 9 8 7
28 27 26 25 24 23
50 49 48 47 46 45
6 5 4 3 2 1
44 43 42 41 40 39

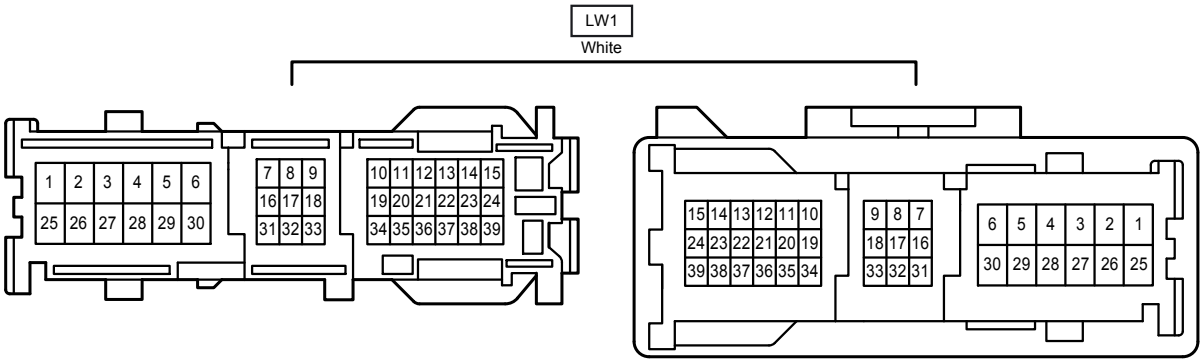
LW1
White
1 2 3 4 5 6
25 26 27 28 29 30
7 8 9
16 17 18
31 32 33
10 11 12 13 14 15
19 20 21 22 23 24
34 35 36 37 38 39
15 14 13 12 11 10
24 23 22 21 20 19
39 38 37 36 35 34
9 8 7
18 17 16
33 32 31
6 5 4 3 2 1
30 29 28 27 26 25

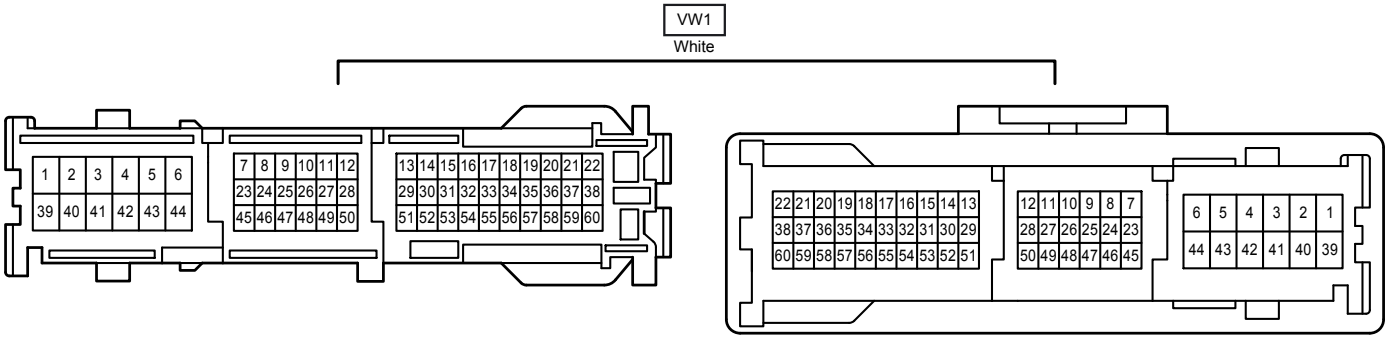
VW1
White
1 2 3 4 5 6
39 40 41 42 43 44
7 8 9 10 11 12
23 24 25 26 27 28
45 46 47 48 49 50
13 14 15 16 17 18 19 20 21 22
29 30 31 32 33 34 35 36 37 38
51 52 53 54 55 56 57 58 59 60
22 21 20 19 18 17 16 15 14 13
38 37 36 35 34 33 32 31 30 29
60 59 58 57 56 55 54 53 52 51
12 11 10 9 8 7
28 27 26 25 24 23
50 49 48 47 46 45
6 5 4 3 2 1
44 43 42 41 40 39