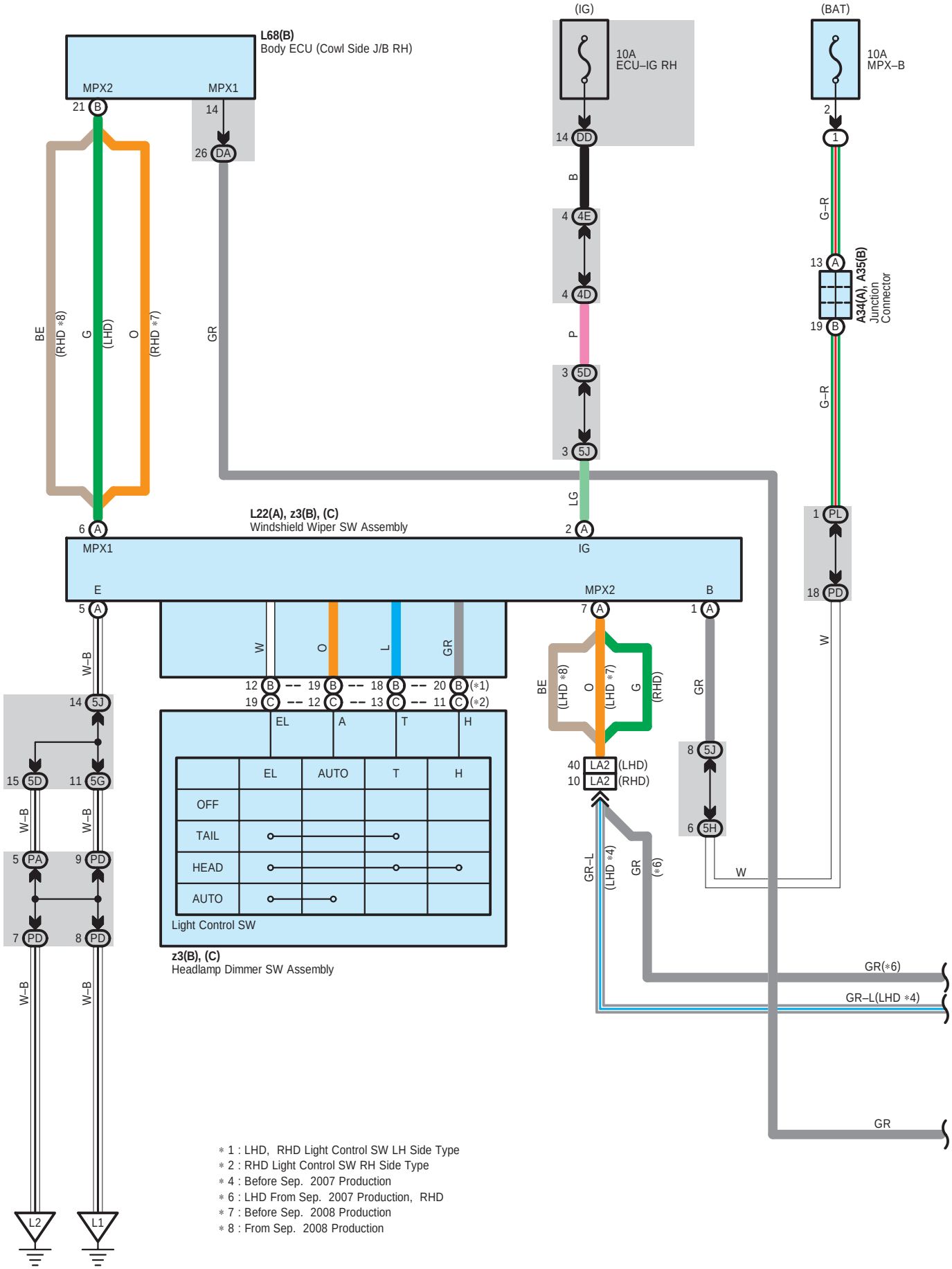

	EL	AUTO	T	H
OFF				
TAIL	○	○	○	
HEAD	○	○	○	○
AUTO	○	○		

* 1 : LHD, RHD Light Control SW LH Side Type
* 2 : RHD Light Control SW RH Side Type
* 4 : Before Sep. 2007 Production
* 6 : LHD From Sep. 2007 Production, RHD
* 7 : Before Sep. 2008 Production
* 8 : From Sep. 2008 Production

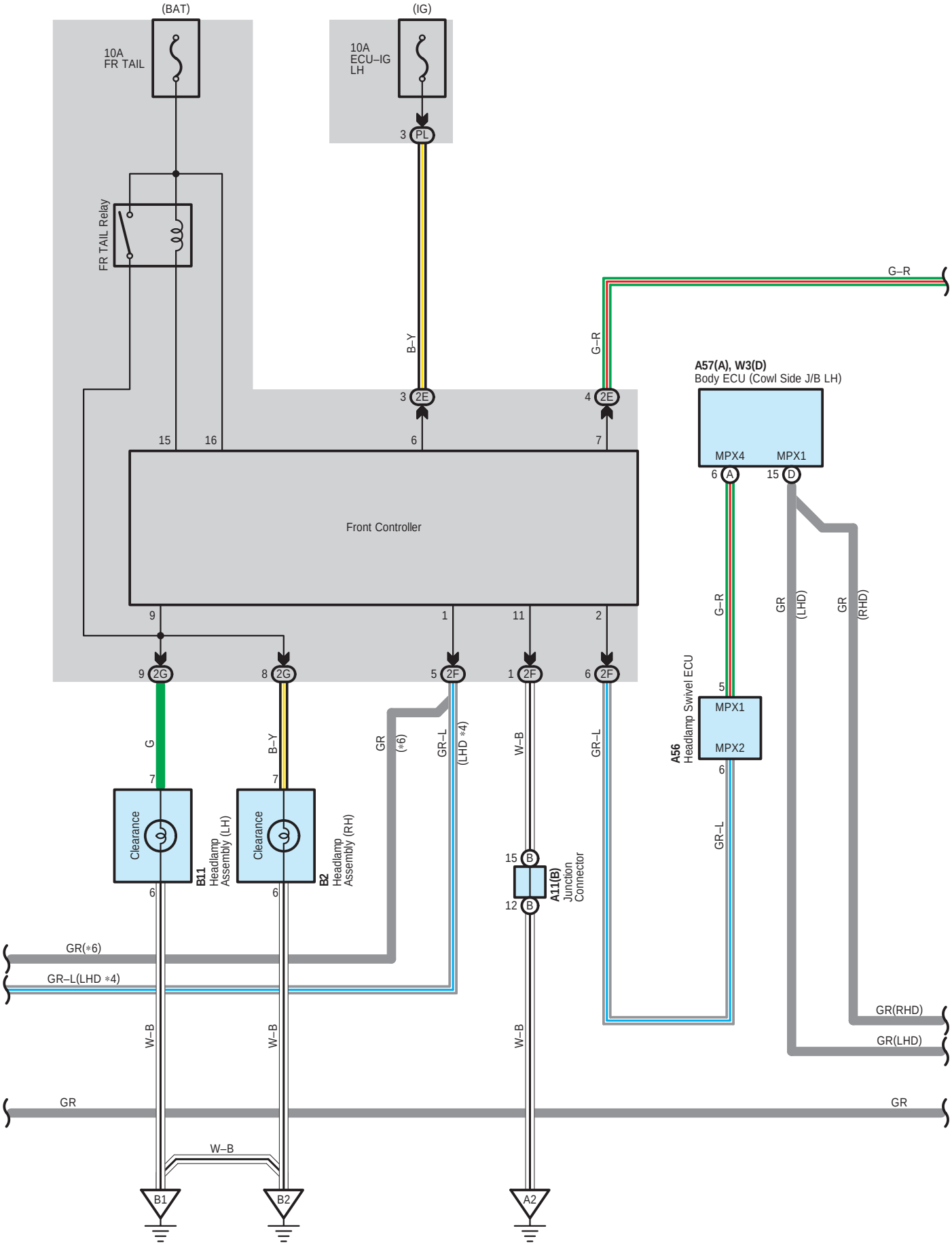
(BAT)
10A
FR TAIL
(IG)
10A
ECU–IG
LH
3 PL
FR TAIL Relay
B–Y
G–R
3 2E
4 2E
15
16
6
7
Front Controller
9
1
11
2
9 2G
8 2G
5 2F
1 2F
6 2F
G
B–Y
GR
(*6)
GR–L
(LHD *4)
W–B
GR–L
7
7
Clearance
Clearance
B11
Headlamp
Assembly (LH)
B2
Headlamp
Assembly (RH)
6
6
15 B
12 B
A11(B)
Junction
Connector
A57(A), W3(D)
Body ECU (Cowl Side J/B LH)
MPX4
MPX1
6 A
15 D
G–R
GR
(LHD)
GR
(RHD)
A56
Headlamp Swivel ECU
5
MPX1
MPX2
6
GR–L
GR(*6)
GR–L(LHD *4)
GR(RHD)
GR(LHD)
W–B
W–B
W–B
GR
GR
W–B
B1
B2
A2

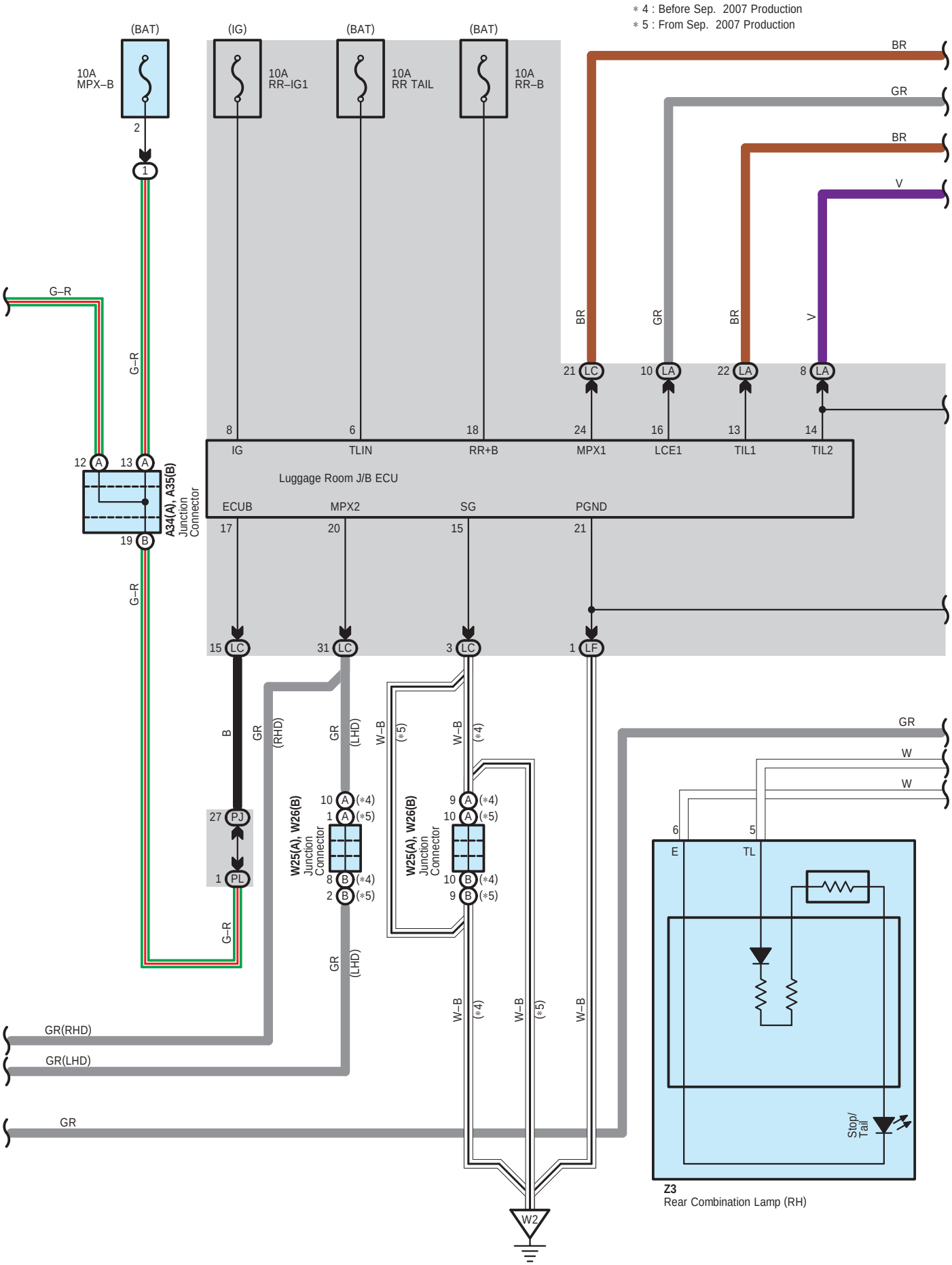
∗ 4 : Before Sep. 2007 Production
∗ 5 : From Sep. 2007 Production
(BAT)
10A
MPX–B
(IG)
10A
RR–IG1
(BAT)
10A
RR TAIL
(BAT)
10A
RR–B
BR
GR
BR
V
G–R
G–R
G–R
G–R
12 A
13 A
19 B
A34(A), A35(B)
Junction
Connector
21 LC
10 LA
22 LA
8 LA
8 IG
6 TLIN
18 RR+B
24 MPX1
16 LCE1
13 TIL1
14 TIL2
Luggage Room J/B ECU
ECUB 17
MPX2 20
SG 15
PGND 21
15 LC
31 LC
3 LC
1 LF
B
GR (RHD)
GR (LHD)
W–B (∗5)
W–B (∗4)
27 PJ
1 PL
W25(A), W26(B)
Junction
Connector
10 A (∗4)
1 A (∗5)
8 B (∗4)
2 B (∗5)
9 A (∗4)
10 A (∗5)
10 B (∗4)
9 B (∗5)
GR
W
W
6 E
5 TL
Stop/
Tail
Z3
Rear Combination Lamp (RH)
GR(RHD)
GR(LHD)
GR
W2

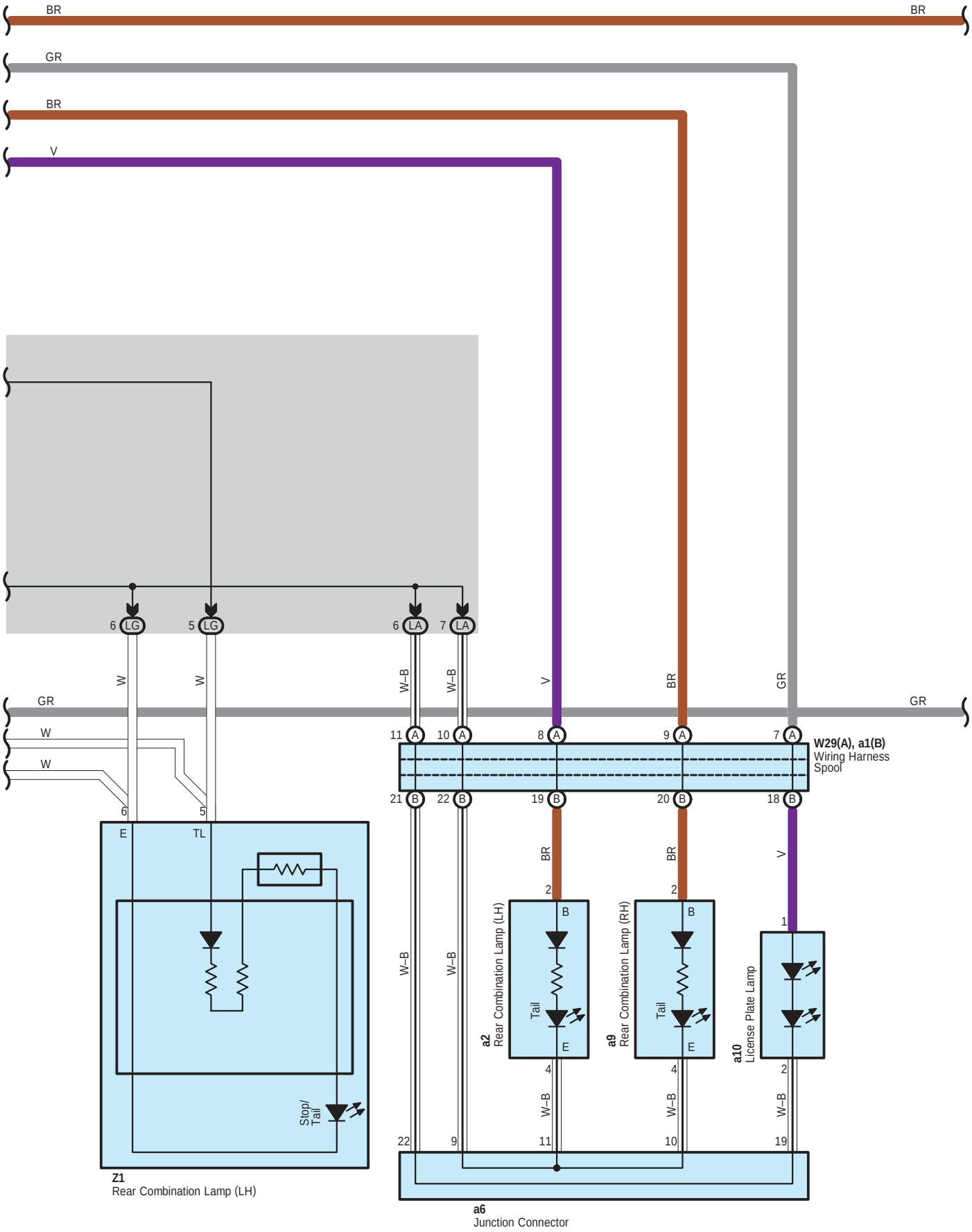
BR
BR
GR
BR
V
6 LG
5 LG
6 LA
7 LA
W
W
W–B
W–B
V
BR
GR
GR
GR
W
W
11 A
10 A
8 A
9 A
7 A
W29(A), a1(B)
Wiring Harness
Spool
21 B
22 B
19 B
20 B
18 B
6
5
E
TL
BR
BR
V
2
2
1
B
B
Tail
Tail
E
E
a2
Rear Combination Lamp (LH)
a9
Rear Combination Lamp (RH)
a10
License Plate Lamp
W–B
W–B
4
4
2
W–B
W–B
W–B
Stop/
Tail
22
9
11
10
19
Z1
Rear Combination Lamp (LH)
a6
Junction Connector

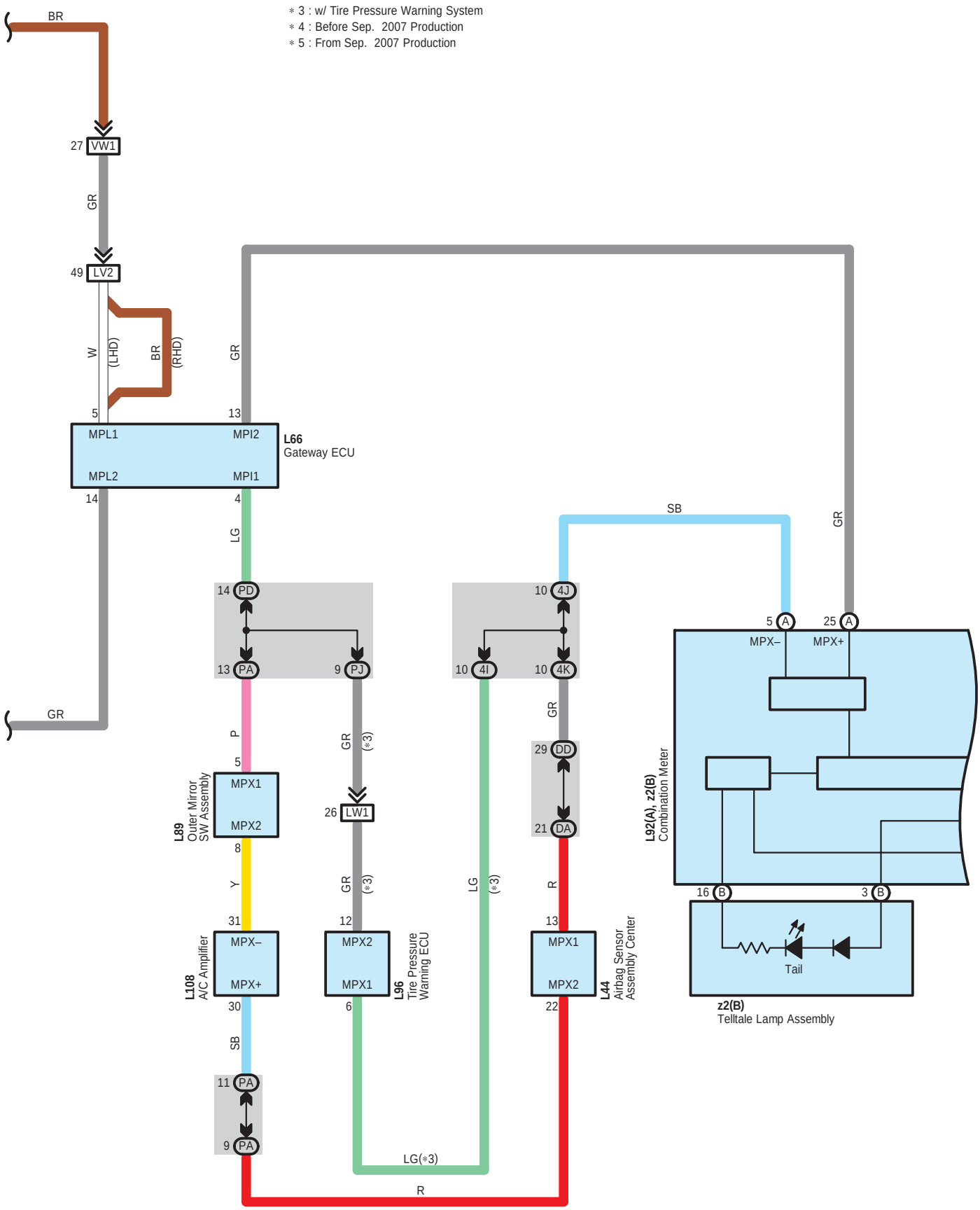
∗ 3 : w/ Tire Pressure Warning System
∗ 4 : Before Sep. 2007 Production
∗ 5 : From Sep. 2007 Production
BR
27 VW1
GR
49 LV2
W
(LHD)
BR
(RHD)
GR
5
13
MPL1
MPI2
MPL2
MPI1
L66
Gateway ECU
14
4
LG
GR
14 PD
13 PA
9 PJ
P
GR
(∗3)
5
MPX1
MPX2
L89
Outer Mirror
SW Assembly
26 LW1
8
Y
GR
(∗3)
31
MPX–
MPX+
L108
A/C Amplifier
12
MPX2
MPX1
L96
Tire Pressure
Warning ECU
30
6
SB
11 PA
9 PA
LG(∗3)
R
SB
10 4J
10 4I
10 4K
GR
29 DD
21 DA
LG
(∗3)
R
13
MPX1
MPX2
L44
Airbag Sensor
Assembly Center
22
GR
5 A
25 A
MPX–
MPX+
L92(A), z2(B)
Combination Meter
16 B
3 B
Tail
z2(B)
Telltale Lamp Assembly

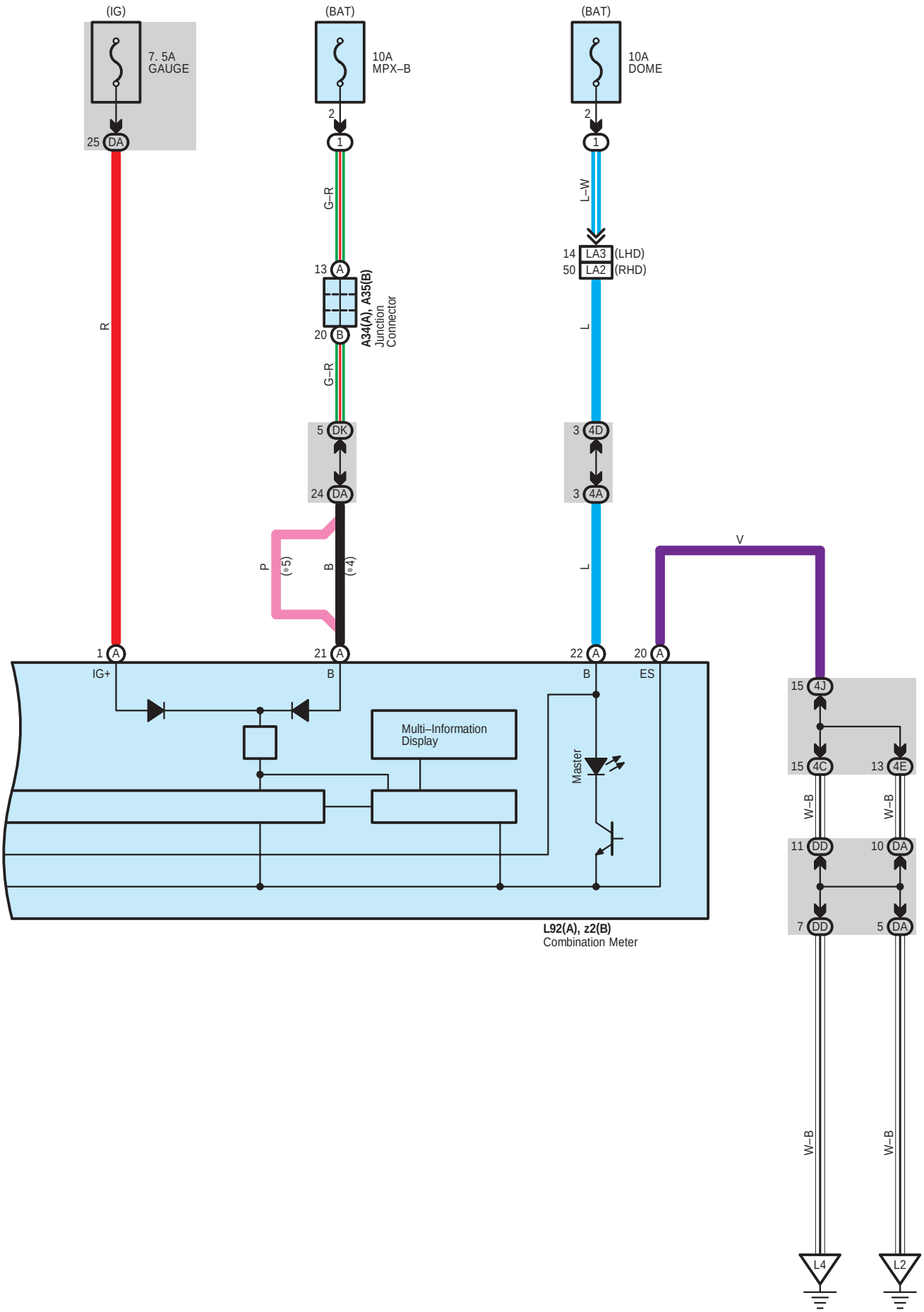
(IG)
7. 5A
GAUGE
25 DA
R
(BAT)
10A
MPX–B
2
1
G–R
13 A
20 B
A34(A), A35(B)
Junction
Connector
G–R
5 DK
24 DA
P
(*5)
B
(*4)
(BAT)
10A
DOME
2
1
L–W
14 LA3 (LHD)
50 LA2 (RHD)
L
3 4D
3 4A
L
V
1 A
IG+
21 A
B
22 A
B
20 A
ES
Multi–Information
Display
Master
L92(A), z2(B)
Combination Meter
15 4J
15 4C
13 4E
W–B
W–B
11 DD
10 DA
7 DD
5 DA
W–B
W–B
L4
L2

A 11
Blue

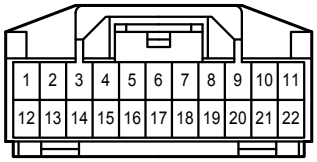

A 34
Blue

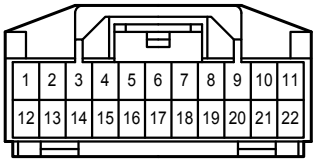

A 35
Blue

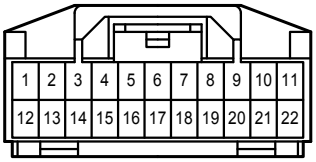

A 56
White

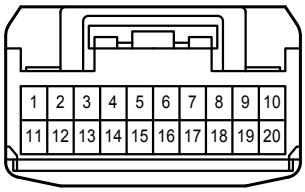

A 57
White

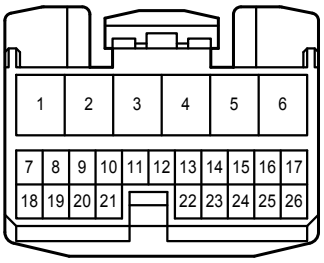

B 2
Black



B 11
Black



L 22
White

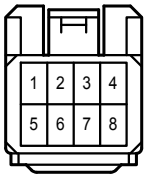

L 44
Yellow

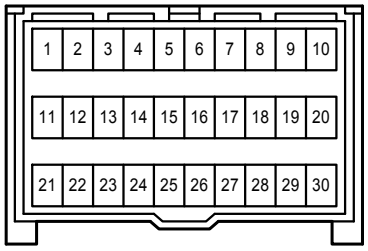

L 66
White

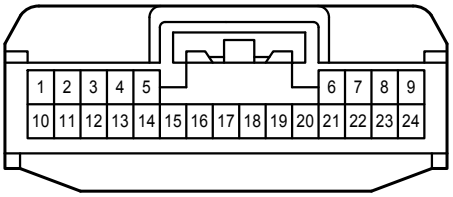

L 68
White

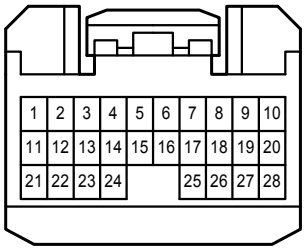

L 89
White

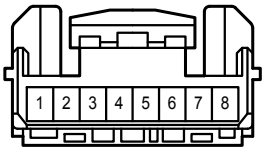

L 92
White

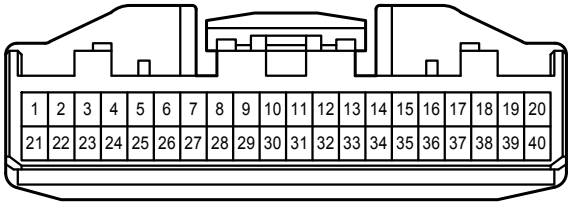

L 96
Black

L108
White

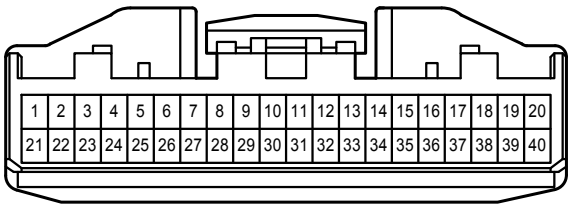

W 3
White

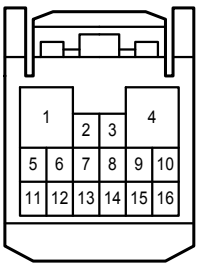

W 25
Gray

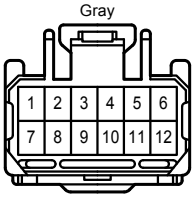

W 26
Gray

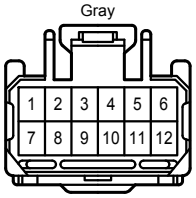

W 29
White

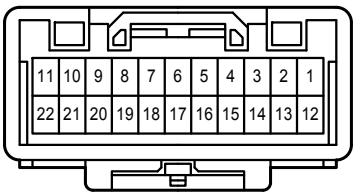

Z 1
White

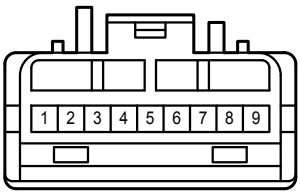

Z 3
White

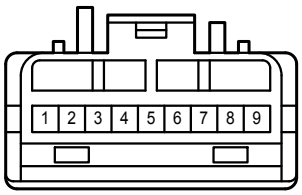

a 1
White

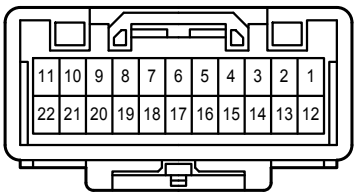

a 2
White



a 6
White

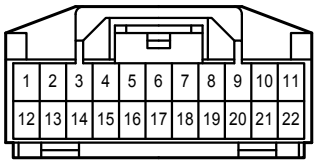

a 9
White



a 10
White



z 2
White

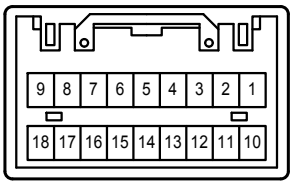

z 3
White

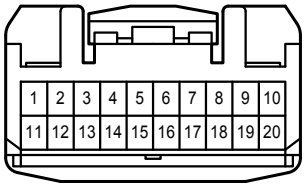

2E
Black

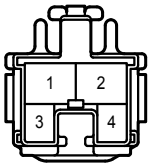

2F
Black

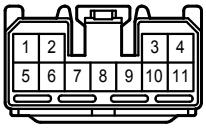

2G
Black

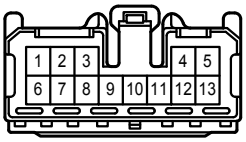

4A
White

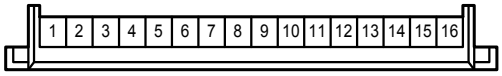

4C
White

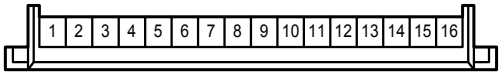

4D
White

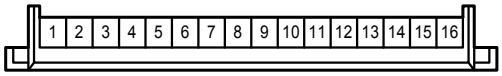

4E
White

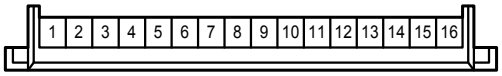

4I
White

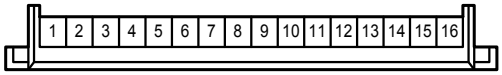

4J
White

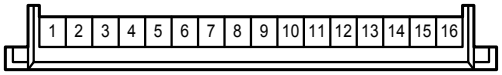

4K
White

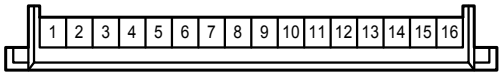

5D
White

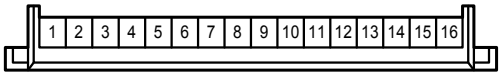

5G
White

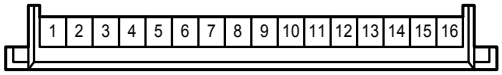

5H
White

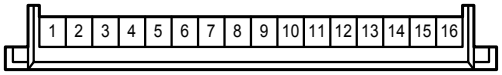

5J
White

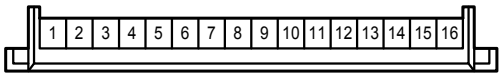

DA
White

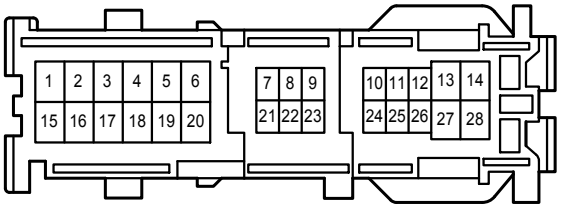

DD
White

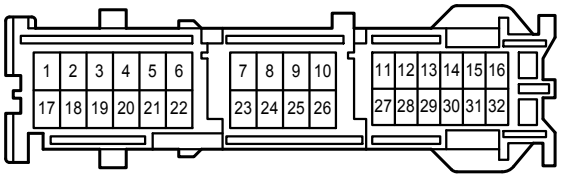

DK
Gray



LA
White

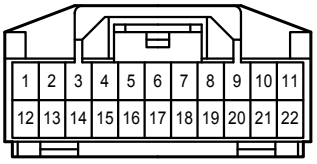

LC
White

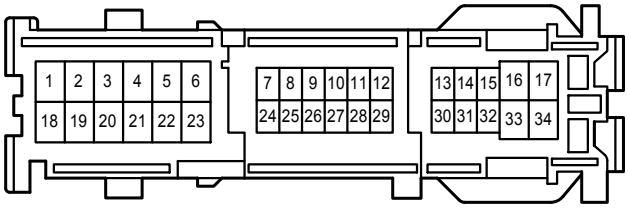

LF
White

LG
White

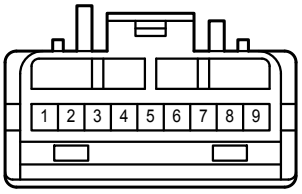

PA
White

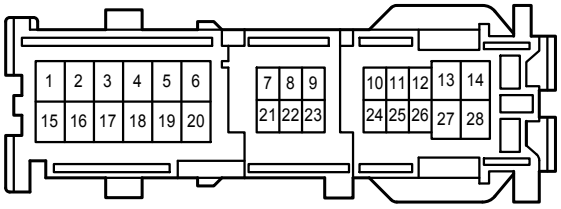

PD
White

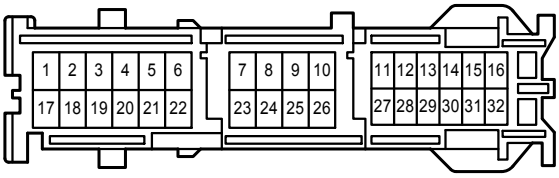

PJ
Gray

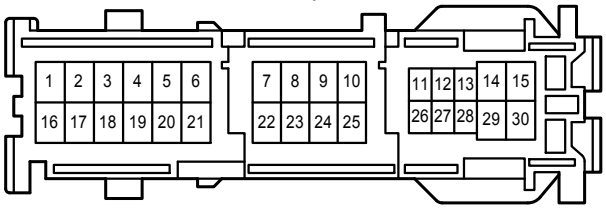

PL
Gray

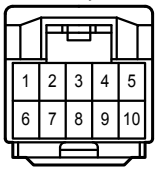

LA2
White

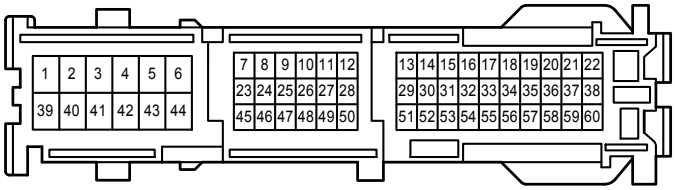

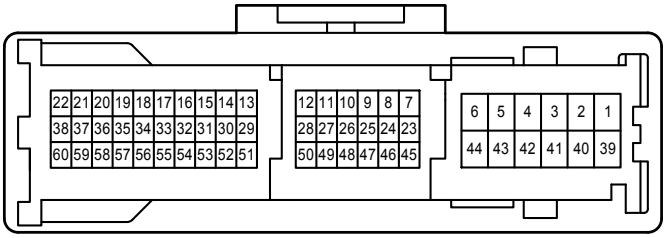

LA3
White

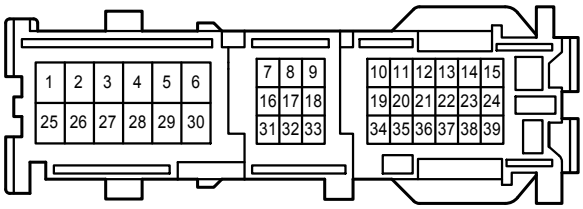

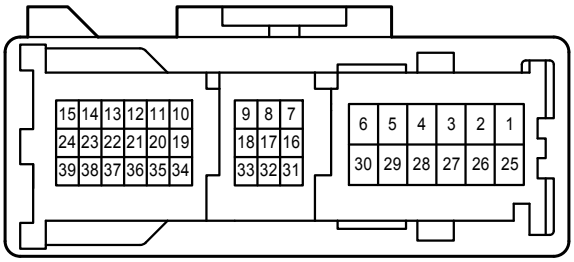

LV2
White

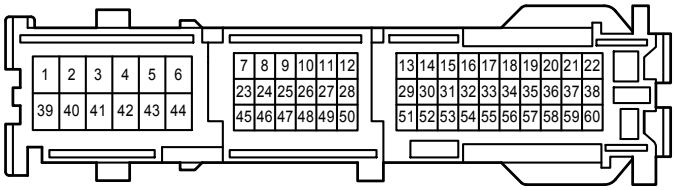

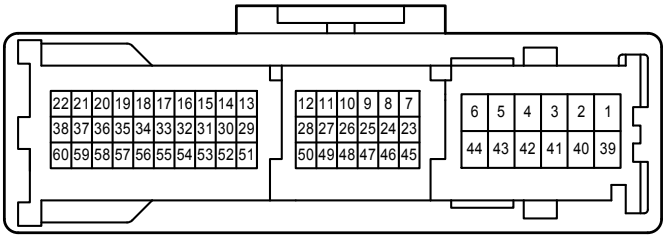

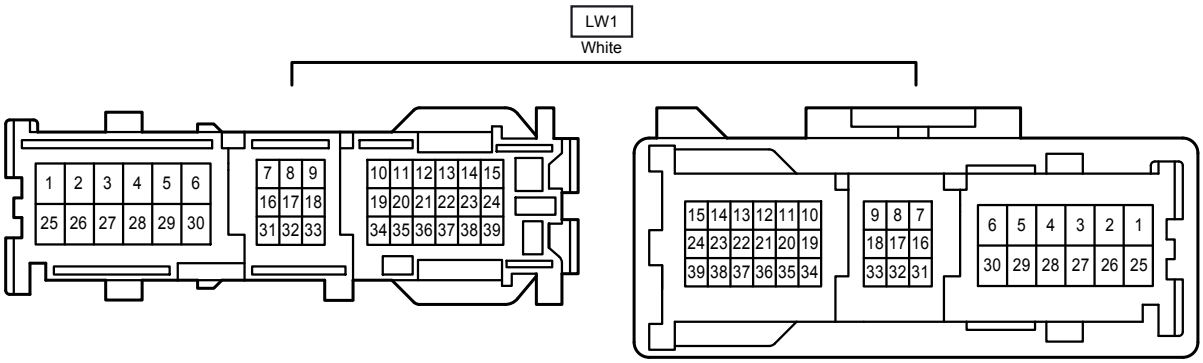
LW1
White
1 2 3 4 5 6
25 26 27 28 29 30
7 8 9
16 17 18
31 32 33
10 11 12 13 14 15
19 20 21 22 23 24
34 35 36 37 38 39
15 14 13 12 11 10
24 23 22 21 20 19
39 38 37 36 35 34
9 8 7
18 17 16
33 32 31
6 5 4 3 2 1
30 29 28 27 26 25

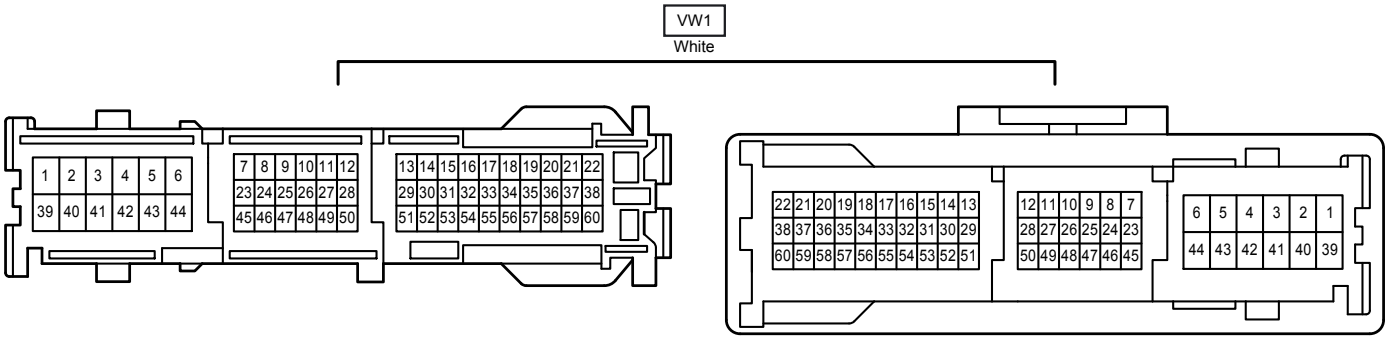
VW1
White
1 2 3 4 5 6
39 40 41 42 43 44
7 8 9 10 11 12
23 24 25 26 27 28
45 46 47 48 49 50
13 14 15 16 17 18 19 20 21 22
29 30 31 32 33 34 35 36 37 38
51 52 53 54 55 56 57 58 59 60
22 21 20 19 18 17 16 15 14 13
38 37 36 35 34 33 32 31 30 29
60 59 58 57 56 55 54 53 52 51
12 11 10 9 8 7
28 27 26 25 24 23
50 49 48 47 46 45
6 5 4 3 2 1
44 43 42 41 40 39