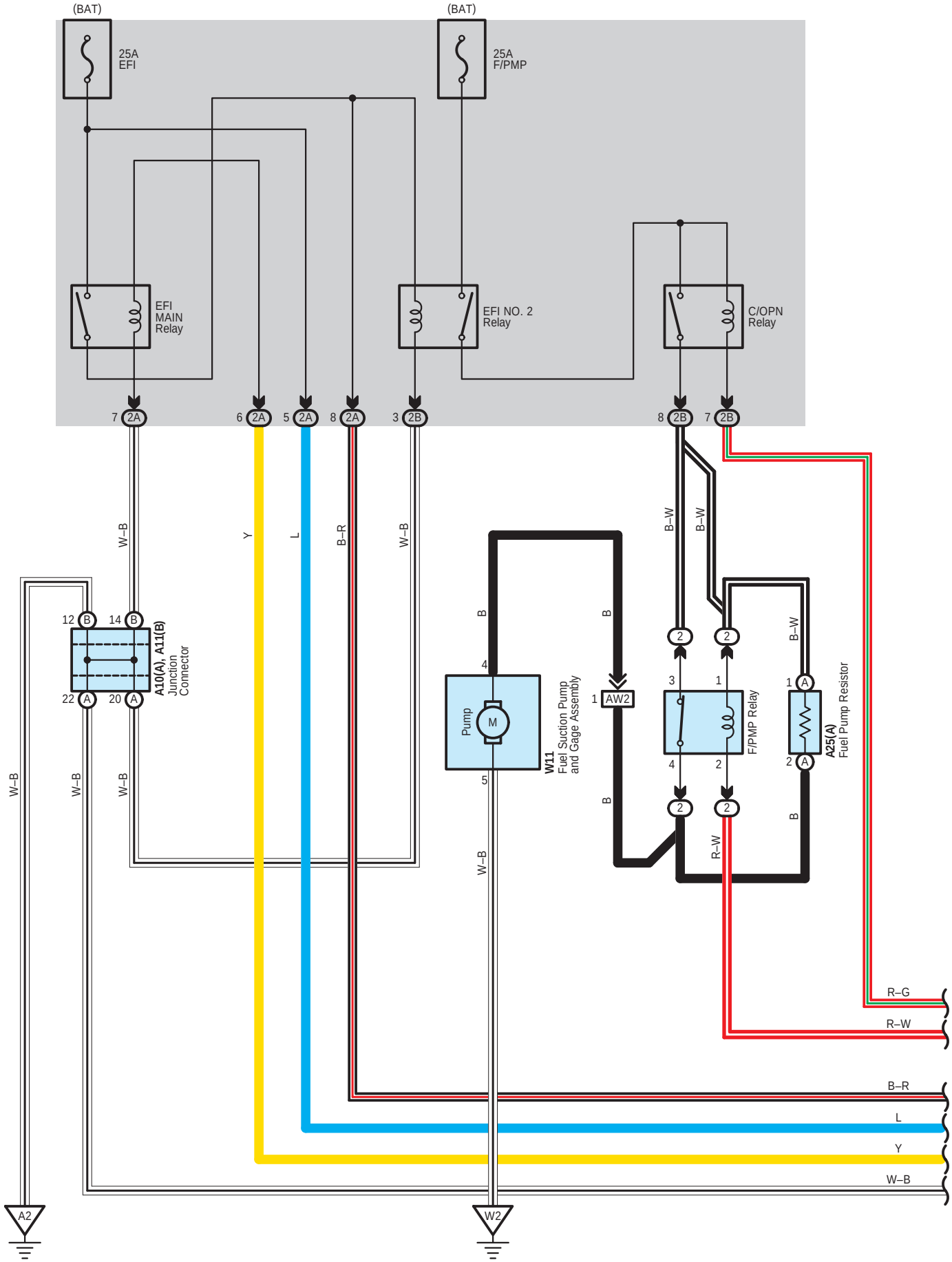
(BAT)
25A
EFI
(BAT)
25A
F/PMP
EFI
MAIN
Relay
EFI NO. 2
Relay
C/OPN
Relay
7 2A
6 2A
5 2A
8 2A
3 2B
8 2B
7 2B
W–B
Y
L
B–R
W–B
B–W
B–W
12 B
14 B
22 A
20 A
A10(A), A11(B)
Junction
Connector
B
B
4
Pump
M
5
W11
Fuel Suction Pump
and Gage Assembly
1 AW2
2
2
3
1
4
2
F/PMP Relay
B–W
1 A
2 A
A25(A)
Fuel Pump Resistor
B
B
R–W
W–B
W–B
W–B
W–B
R–G
R–W
B–R
L
Y
W–B
A2
W2

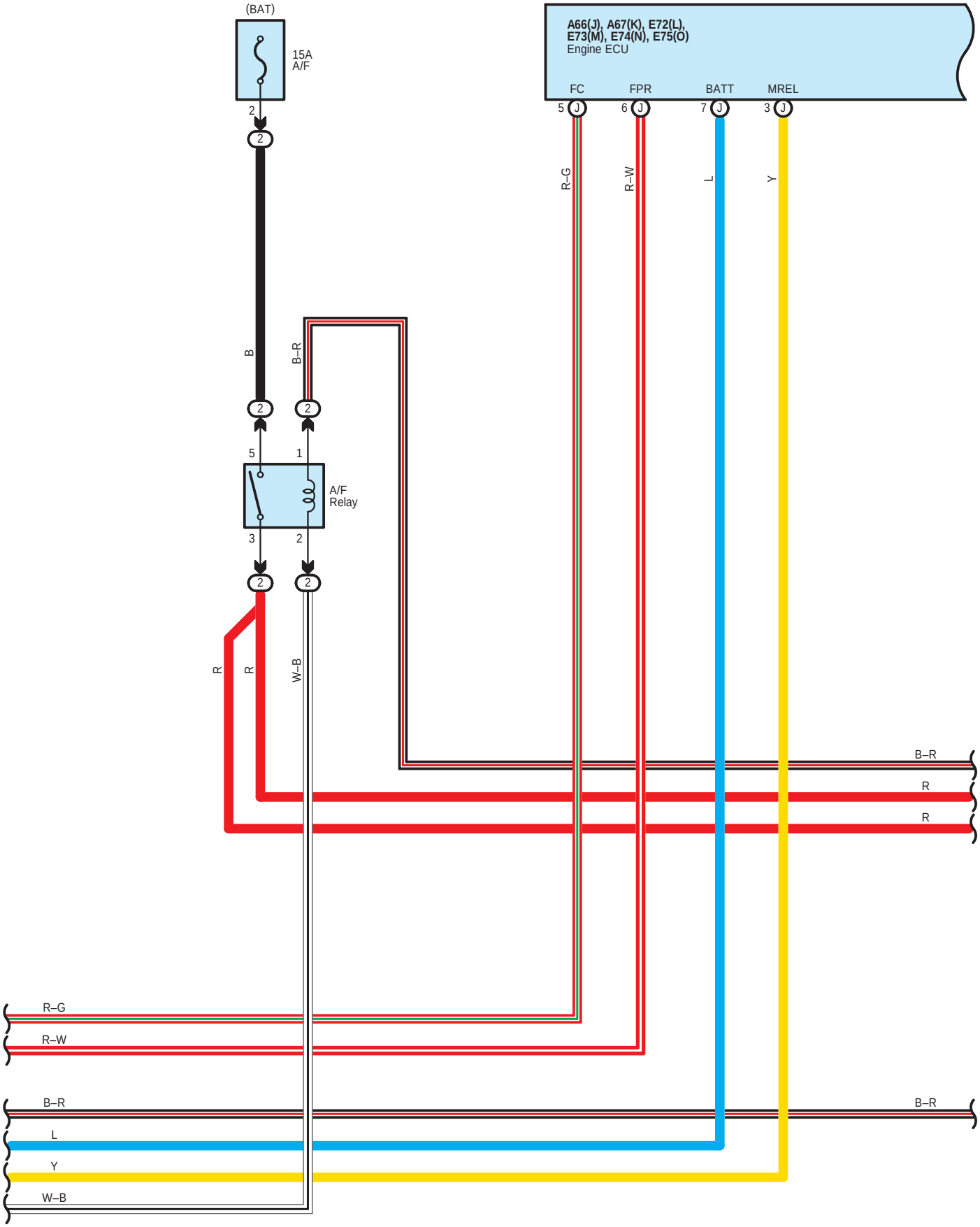
(BAT)
15A
A/F
2
2
B
2
B–R
2
5
1
A/F
Relay
3
2
2
2
R
R
W–B
A66(J), A67(K), E72(L),
E73(M), E74(N), E75(O)
Engine ECU
FC
FPR
BATT
MREL
5 J
6 J
7 J
3 J
R–G
R–W
L
Y
B–R
R
R
R–G
R–W
B–R
B–R
L
Y
W–B

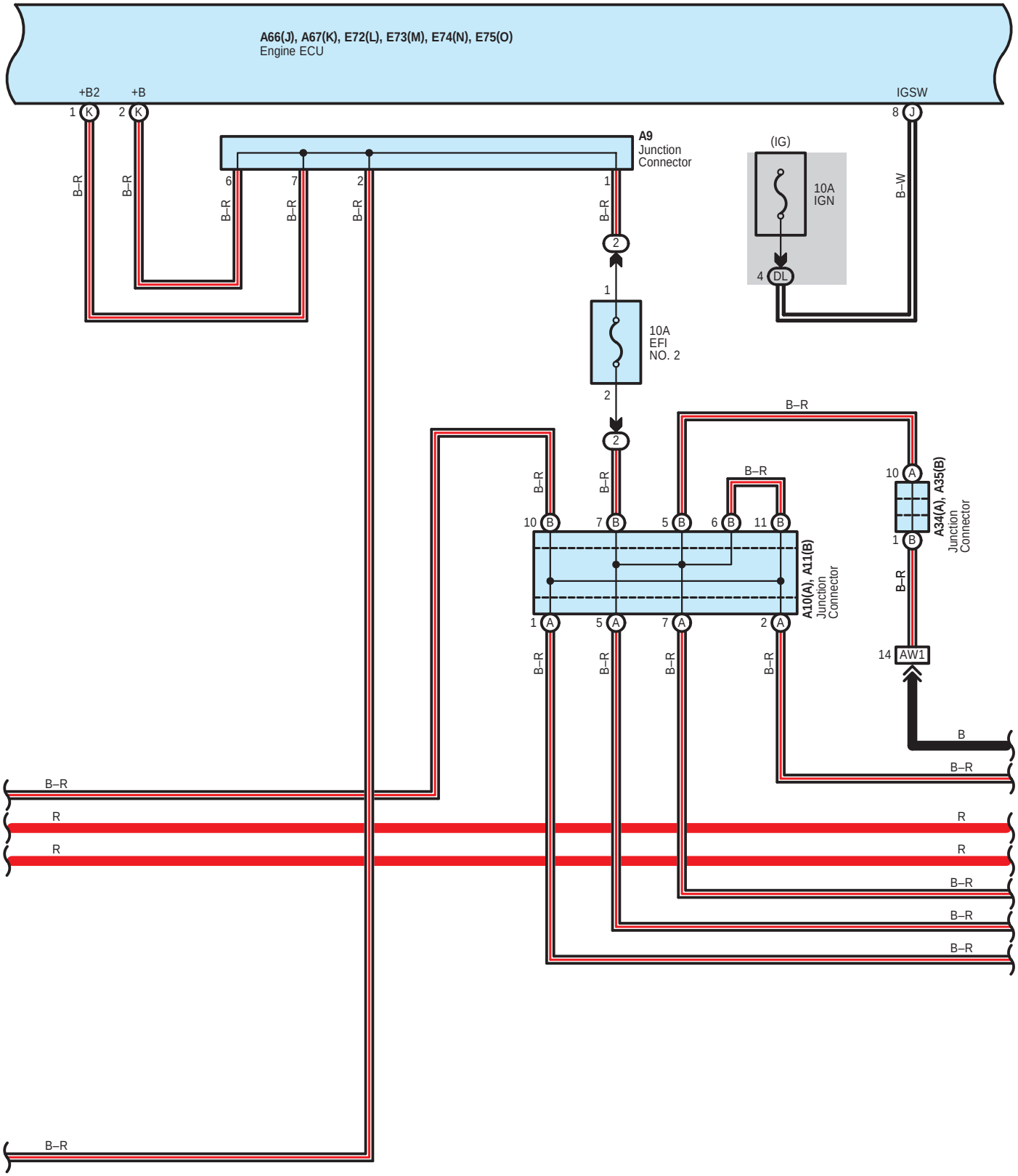
A66(J), A67(K), E72(L), E73(M), E74(N), E75(O)
Engine ECU
+B2
+B
IGSW
A9
Junction
Connector
(IG)
10A
IGN
10A
EFI
NO. 2
A10(A), A11(B)
Junction
Connector
A34(A), A35(B)
Junction
Connector
AW1
B–R
B–W
B
R

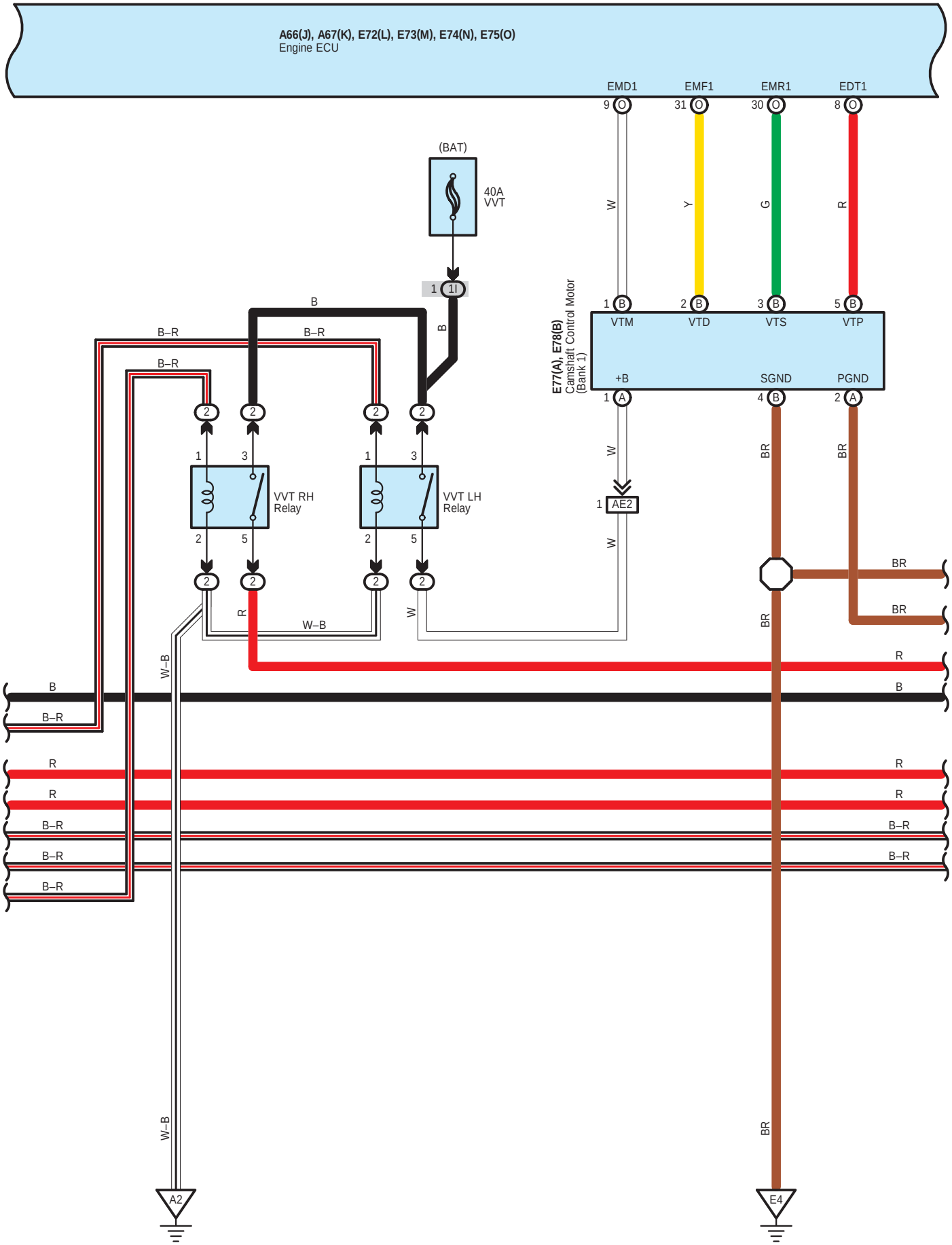
A66(J), A67(K), E72(L), E73(M), E74(N), E75(O)
Engine ECU
EMD1
EMF1
EMR1
EDT1
(BAT)
40A
VVT
1I
E77(A), E78(B)
Camshaft Control Motor
(Bank 1)
VTM
VTD
VTS
VTP
+B
SGND
PGND
VVT RH
Relay
VVT LH
Relay
AE2
W
Y
G
R
B
B–R
W–B
BR
A2
E4

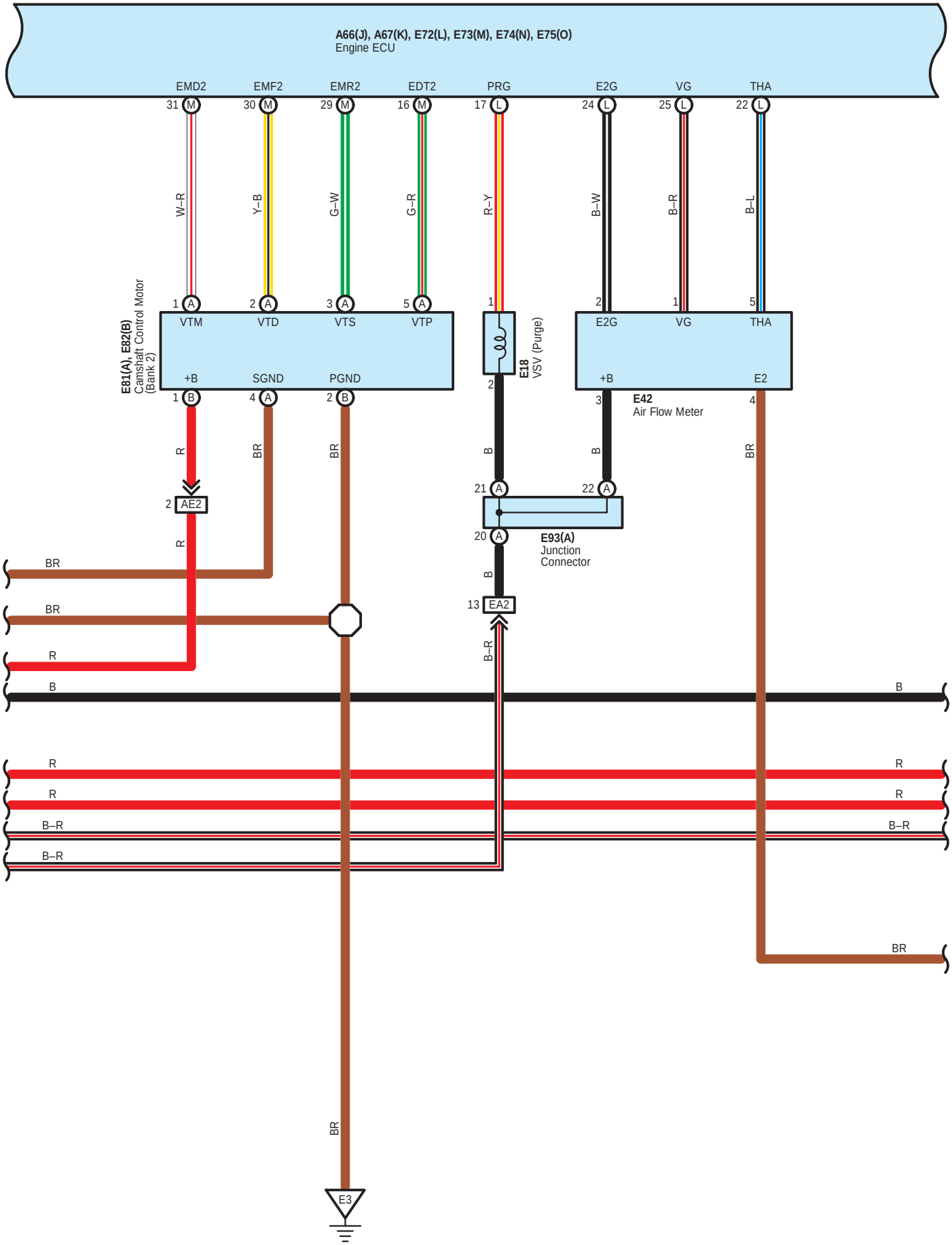
A66(J), A67(K), E72(L), E73(M), E74(N), E75(O)
Engine ECU
EMD2
EMF2
EMR2
EDT2
PRG
E2G
VG
THA
31 M
30 M
29 M
16 M
17 L
24 L
25 L
22 L
W–R
Y–B
G–W
G–R
R–Y
B–W
B–R
B–L
1 A
2 A
3 A
5 A
1
2
1
5
VTM
VTD
VTS
VTP
+B
SGND
PGND
E81(A), E82(B)
Camshaft Control Motor
(Bank 2)
1 B
4 A
2 B
E18
VSV (Purge)
2
E2G
VG
THA
+B
E2
3
4
E42
Air Flow Meter
R
BR
BR
B
B
BR
2 AE2
21 A
22 A
20 A
E93(A)
Junction
Connector
13 EA2
B–R
BR
BR
R
B
B
R
R
R
R
B–R
B–R
B–R
BR
BR
E3

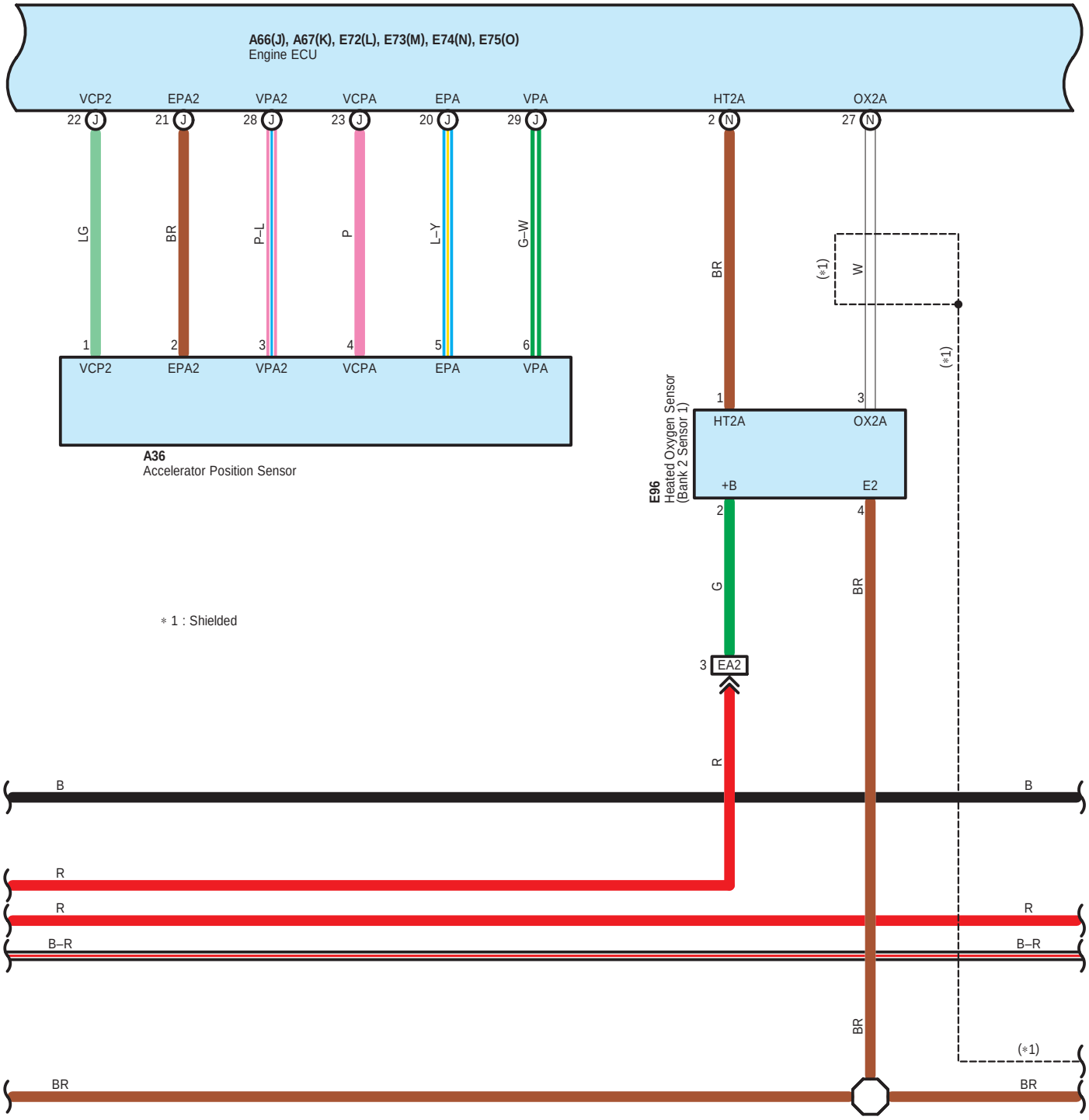
A66(J), A67(K), E72(L), E73(M), E74(N), E75(O)
Engine ECU
VCP2
EPA2
VPA2
VCPA
EPA
VPA
HT2A
OX2A
22 J
21 J
28 J
23 J
20 J
29 J
2 N
27 N
LG
BR
P–L
P
L–Y
G–W
BR
(*1)
W
(*1)
1
2
3
4
5
6
VCP2
EPA2
VPA2
VCPA
EPA
VPA
A36
Accelerator Position Sensor
1
3
HT2A
OX2A
E96
Heated Oxygen Sensor
(Bank 2 Sensor 1)
+B
E2
2
4
G
BR
* 1 : Shielded
3
EA2
R
B
B
R
R
R
B–R
B–R
BR
(*1)
BR
BR

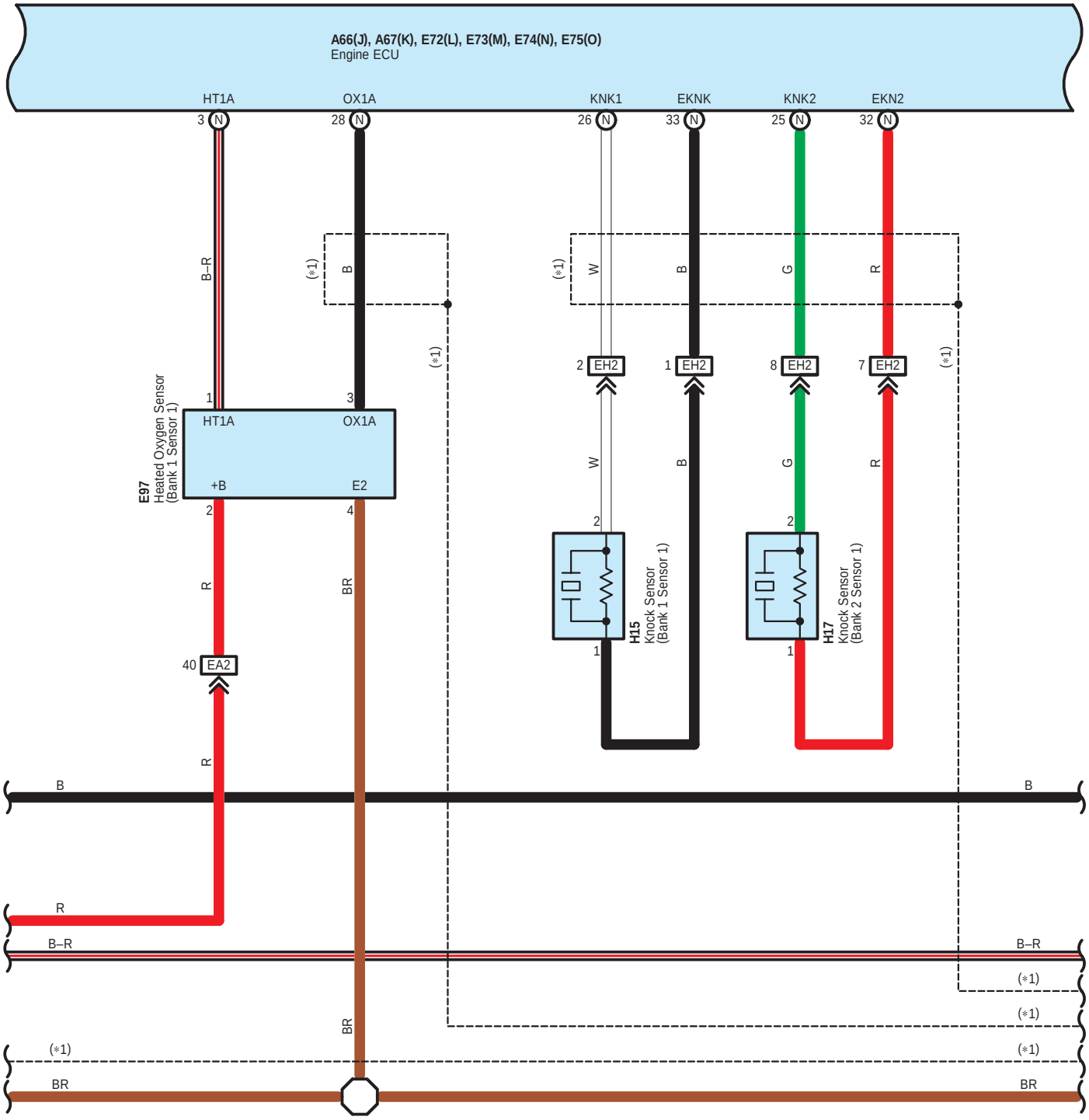
A66(J), A67(K), E72(L), E73(M), E74(N), E75(O)
Engine ECU
HT1A
OX1A
KNK1
EKNK
KNK2
EKN2
3
28
26
33
25
32
B–R
(*1)
B
W
G
R
2
1
8
7
EH2
E97
Heated Oxygen Sensor
(Bank 1 Sensor 1)
+B
E2
4
BR
40
EA2
H15
Knock Sensor
(Bank 1 Sensor 1)
H17
Knock Sensor
(Bank 2 Sensor 1)

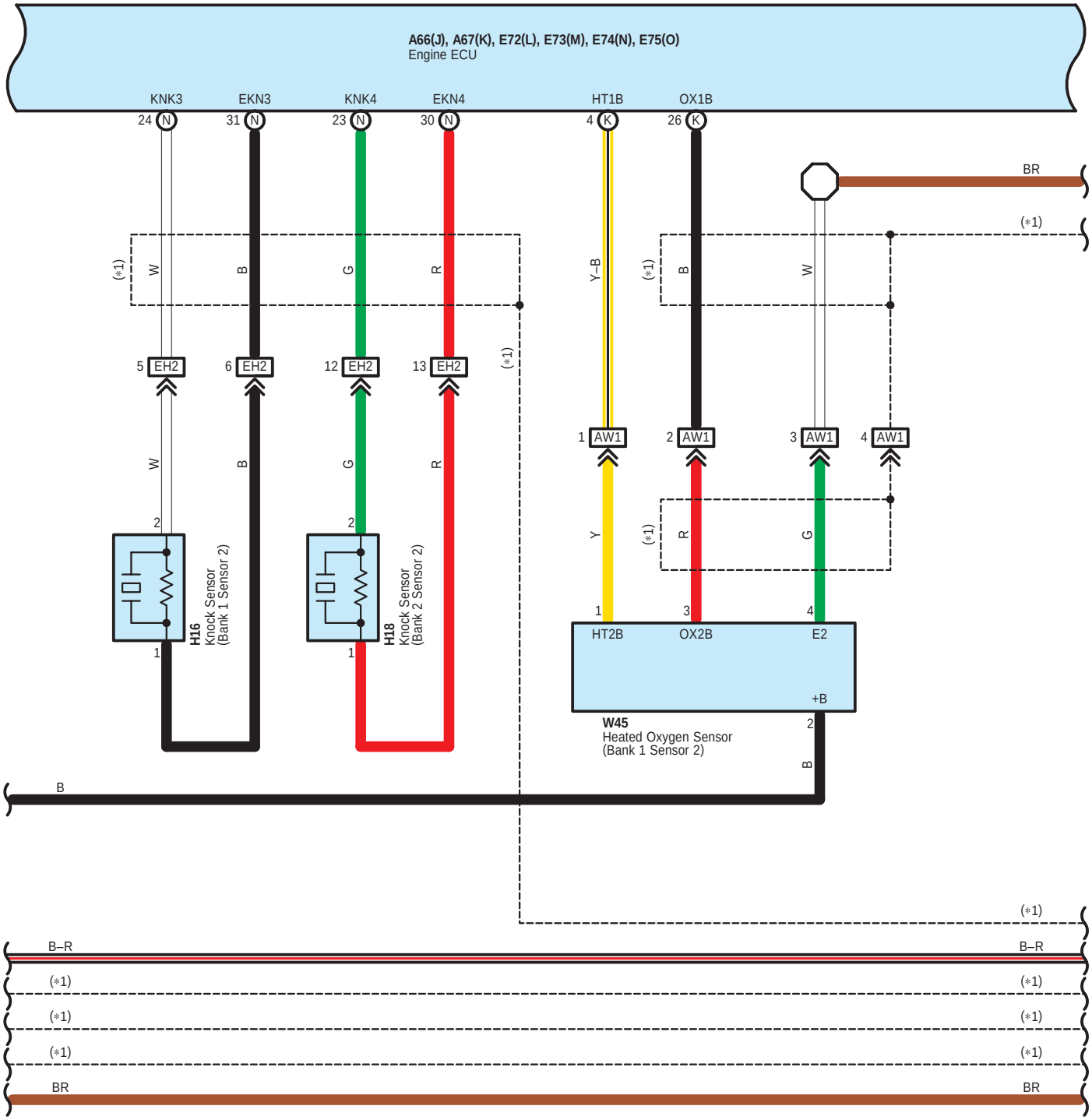
A66(J), A67(K), E72(L), E73(M), E74(N), E75(O)
Engine ECU
KNK3
EKN3
KNK4
EKN4
HT1B
OX1B
24 N
31 N
23 N
30 N
4 K
26 K
BR
(*1)
W
B
G
R
Y–B
5 EH2
6 EH2
12 EH2
13 EH2
1 AW1
2 AW1
3 AW1
4 AW1
Y
H16
Knock Sensor
(Bank 1 Sensor 2)
H18
Knock Sensor
(Bank 2 Sensor 2)
HT2B
OX2B
E2
+B
W45
Heated Oxygen Sensor
(Bank 1 Sensor 2)
B–R

∗ 1 : Shielded

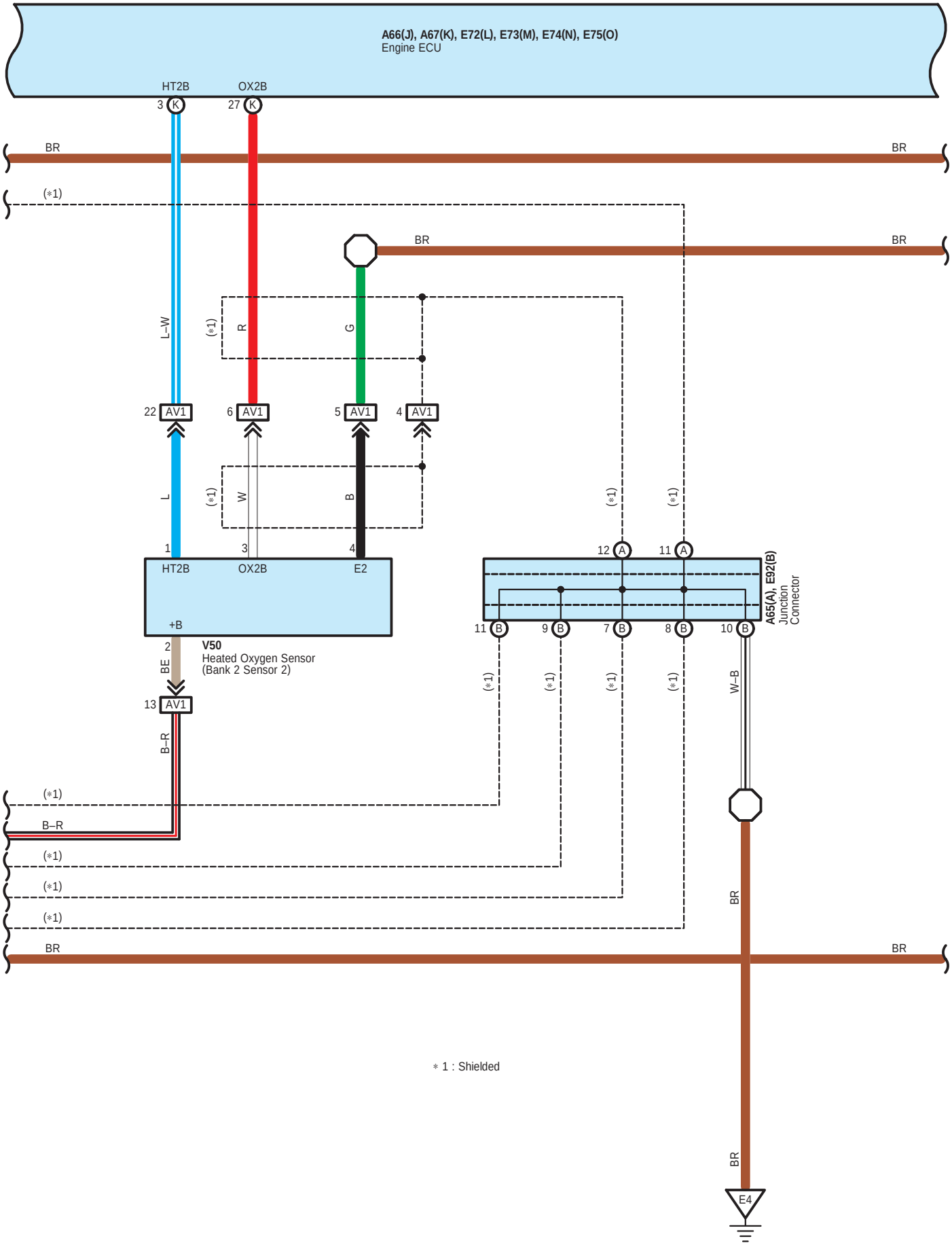
A66(J), A67(K), E72(L), E73(M), E74(N), E75(O)
Engine ECU
HT2B
OX2B
3 K
27 K
BR
BR
(*1)
BR
BR
L–W
(*1)
R
G
22 AV1
6 AV1
5 AV1
4 AV1
L
(*1)
W
B
(*1)
(*1)
1
3
4
HT2B
OX2B
E2
+B
2
BE
13 AV1
B–R
V50
Heated Oxygen Sensor
(Bank 2 Sensor 2)
12 A
11 A
11 B
9 B
7 B
8 B
10 B
A65(A), E92(B)
Junction
Connector
(*1)
(*1)
(*1)
(*1)
W–B
(*1)
B–R
(*1)
(*1)
(*1)
BR
BR
BR
BR
E4

* 1 : Shielded

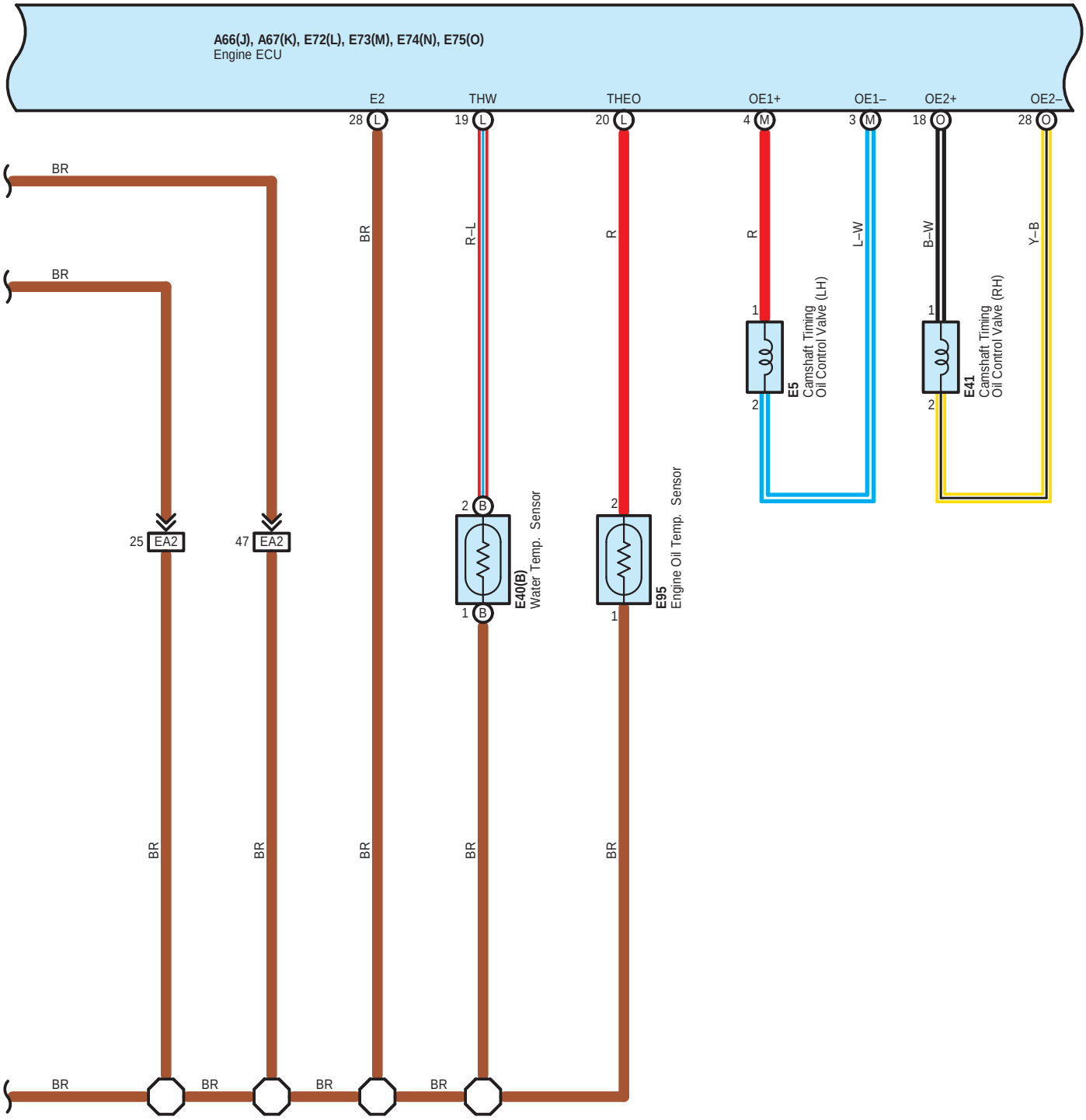
A66(J), A67(K), E72(L), E73(M), E74(N), E75(O)
Engine ECU
E2
THW
THEO
OE1+
OE1–
OE2+
OE2–
28 L
19 L
20 L
4 M
3 M
18 O
28 O
BR
BR
BR
R–L
R
R
L–W
B–W
Y–B
1
2
E5
Camshaft Timing
Oil Control Valve (LH)
1
2
E41
Camshaft Timing
Oil Control Valve (RH)
2 B
1 B
E40(B)
Water Temp. Sensor
2
1
E95
Engine Oil Temp. Sensor
25 EA2
47 EA2
BR
BR
BR
BR
BR
BR
BR
BR
BR

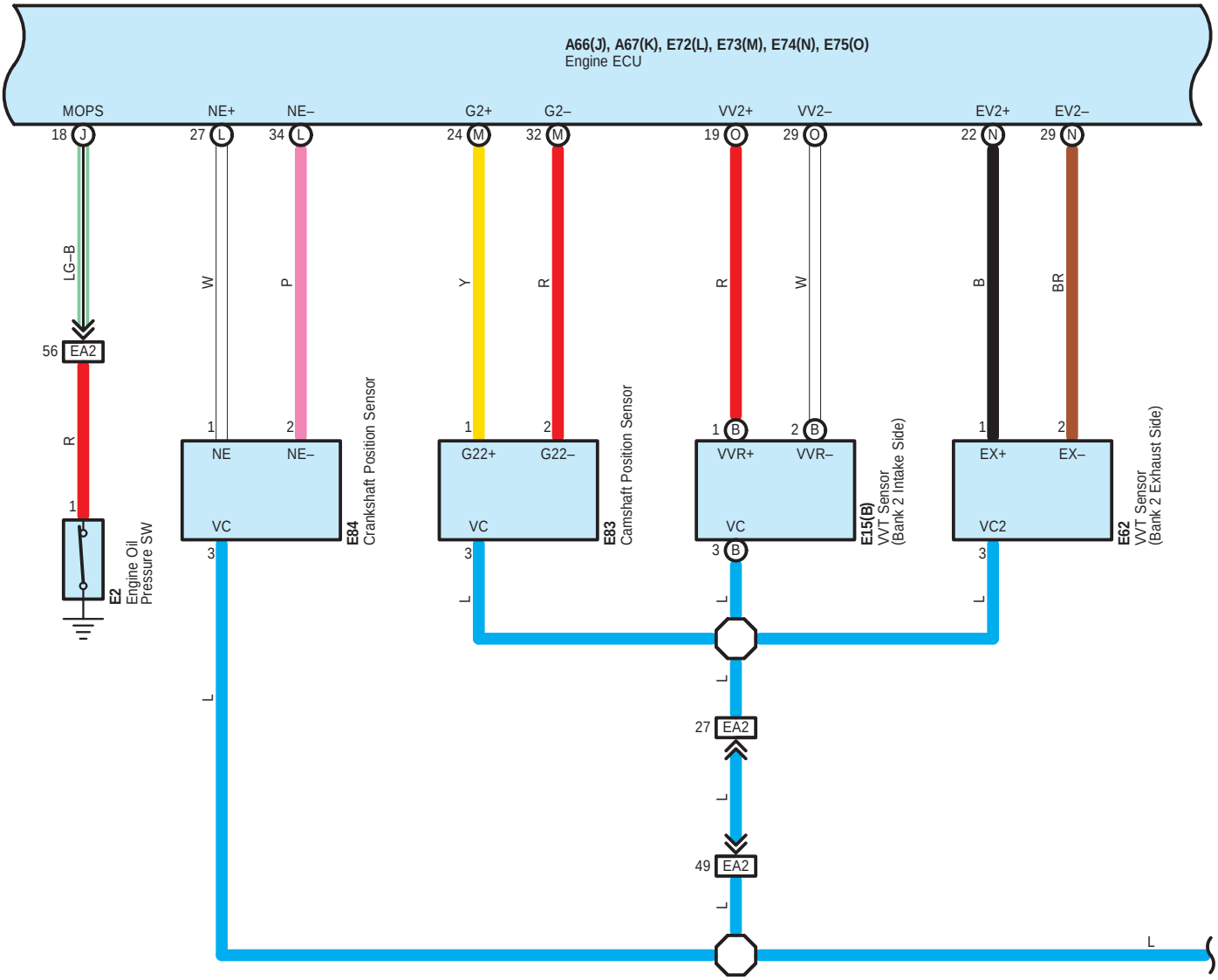
A66(J), A67(K), E72(L), E73(M), E74(N), E75(O)
Engine ECU
MOPS
NE+
NE–
G2+
G2–
VV2+
VV2–
EV2+
EV2–
18 J
27 L
34 L
24 M
32 M
19 O
29 O
22 N
29 N
LG–B
W
P
Y
R
R
W
B
BR
56 EA2
R
1
E2
Engine Oil
Pressure SW
1
2
NE
NE–
VC
3
E84
Crankshaft Position Sensor
1
2
G22+
G22–
VC
3
E83
Camshaft Position Sensor
1 B
2 B
VVR+
VVR–
VC
3 B
E15(B)
VVT Sensor
(Bank 2 Intake Side)
1
2
EX+
EX–
VC2
3
E62
VVT Sensor
(Bank 2 Exhaust Side)
L
L
L
L
L
27 EA2
L
49 EA2
L
L

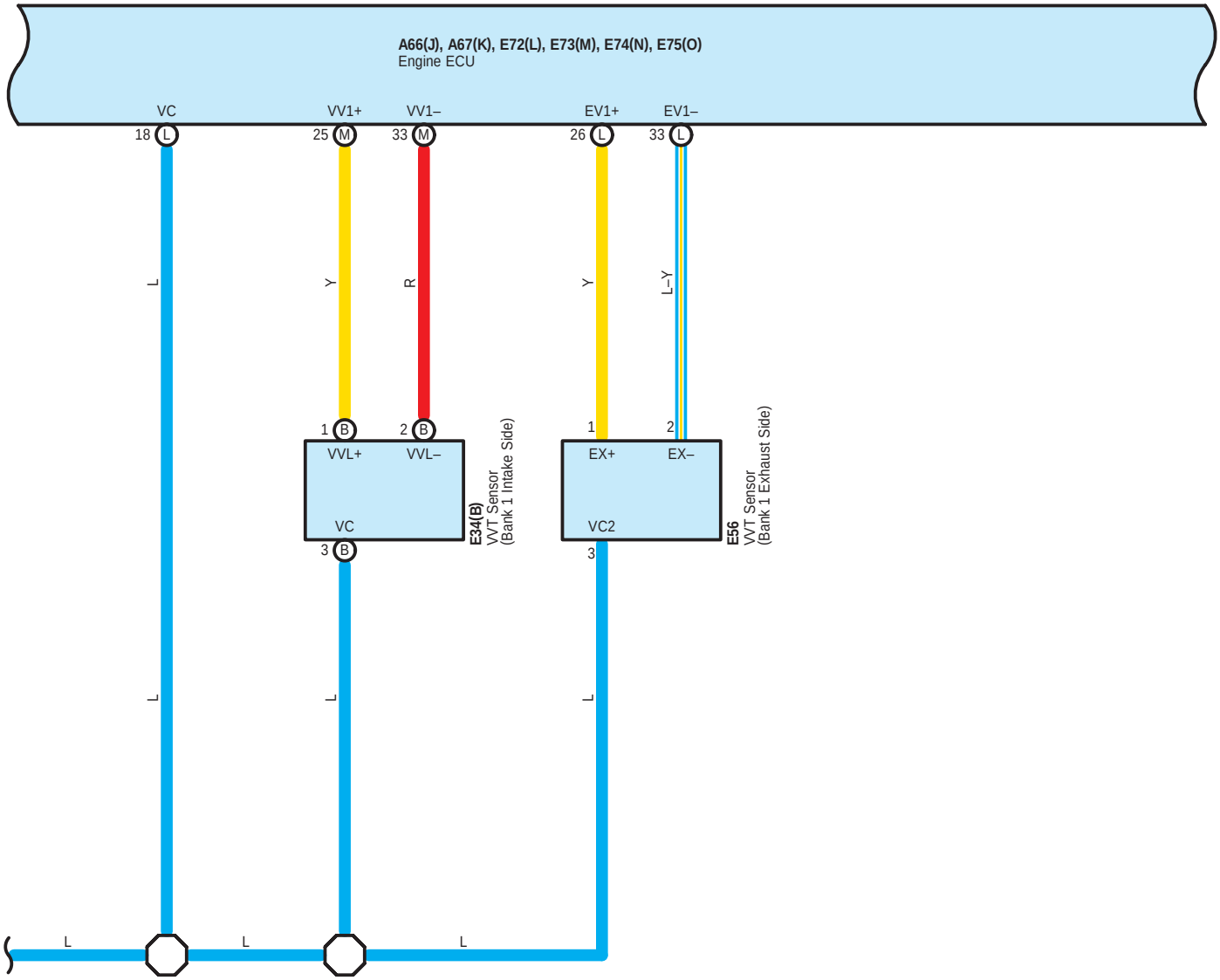
A66(J), A67(K), E72(L), E73(M), E74(N), E75(O)
Engine ECU
VC
VV1+
VV1–
EV1+
EV1–
18 L
25 M
33 M
26 L
33 L
L
Y
R
Y
L–Y
1 B
2 B
1
2
VVL+
VVL–
VC
3 B
E34(B)
VVT Sensor
(Bank 1 Intake Side)
EX+
EX–
VC2
3
E56
VVT Sensor
(Bank 1 Exhaust Side)
L
L
L
L
L
L

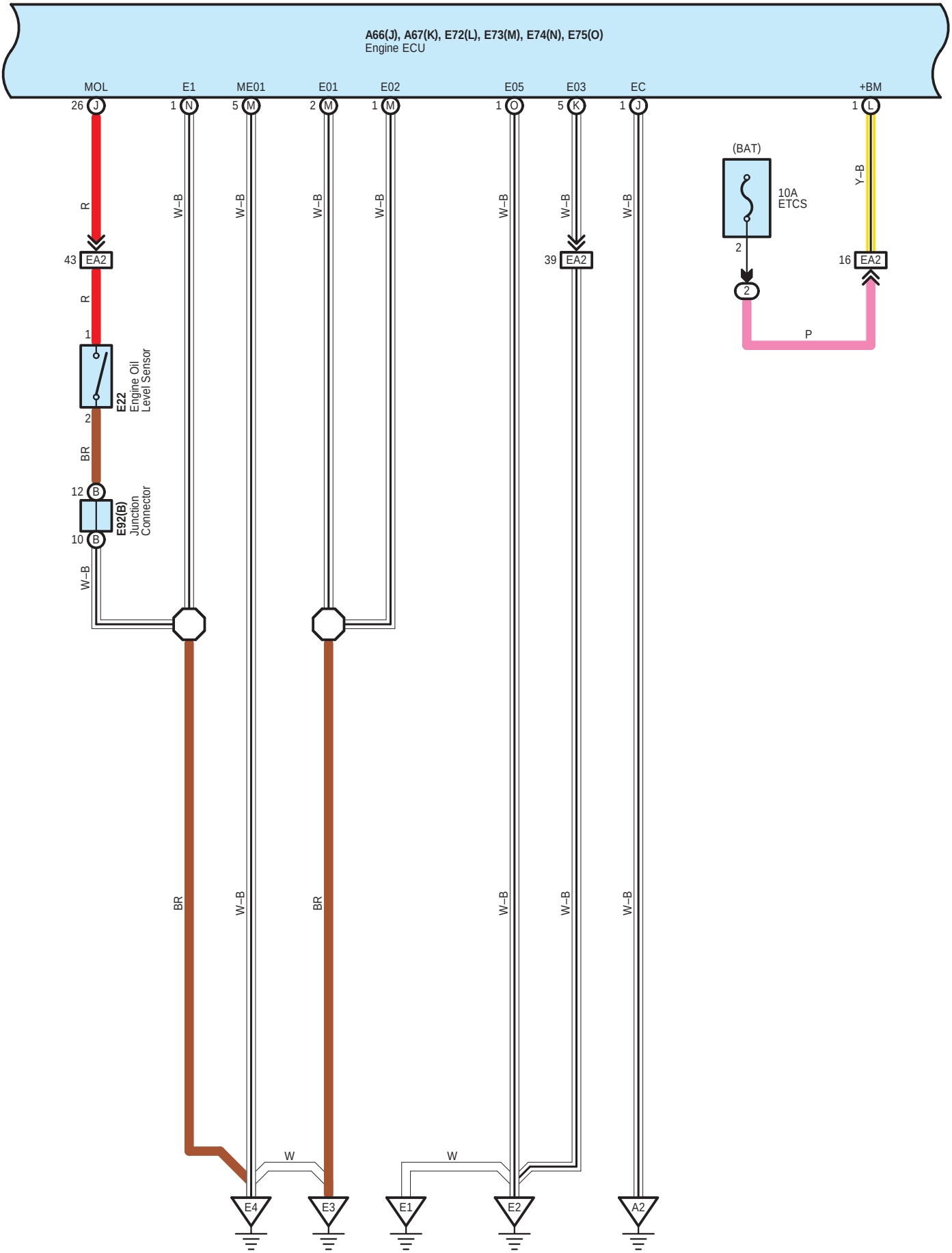
A66(J), A67(K), E72(L), E73(M), E74(N), E75(O)
Engine ECU
MOL
E1
ME01
E01
E02
E05
E03
EC
+BM
26 J
1 N
5 M
2 M
1 M
1 O
5 K
1 J
1 L
R
W–B
W–B
W–B
W–B
W–B
W–B
W–B
Y–B
43 EA2
39 EA2
16 EA2
(BAT)
10A
ETCS
2
2
P
R
1
E22
Engine Oil
Level Sensor
2
BR
12 B
E92(B)
Junction
Connector
10 B
W–B
BR
W–B
BR
W–B
W–B
W–B
W
W
E4
E3
E1
E2
A2

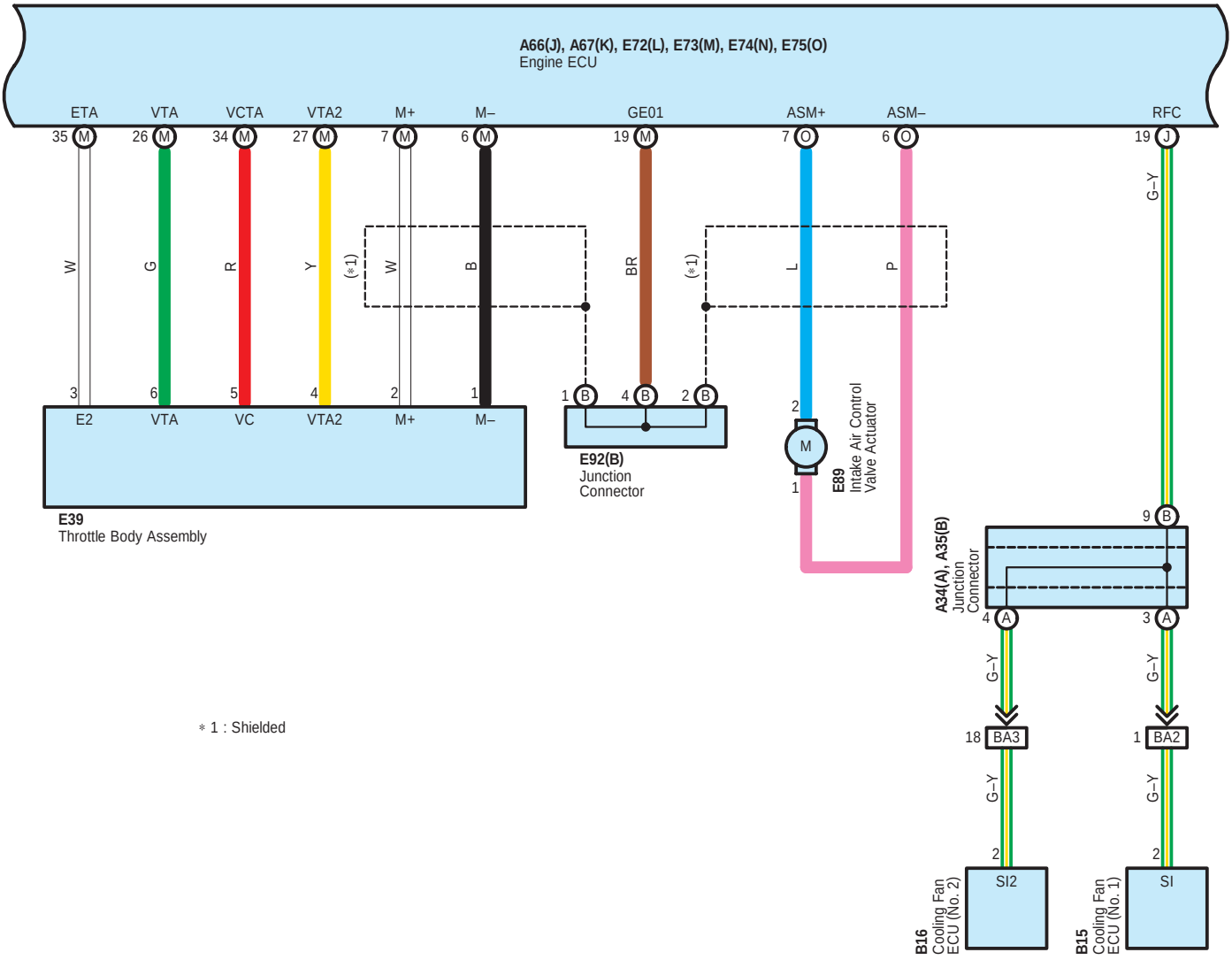
A66(J), A67(K), E72(L), E73(M), E74(N), E75(O)
Engine ECU
ETA
VTA
VCTA
VTA2
M+
M–
GE01
ASM+
ASM–
RFC
35 M
26 M
34 M
27 M
7 M
6 M
19 M
7 O
6 O
19 J
W
G
R
Y
(*1)
W
B
BR
(*1)
L
P
G–Y
3
6
5
4
2
1
E2
VTA
VC
VTA2
M+
M–
E39
Throttle Body Assembly
1 B
4 B
2 B
E92(B)
Junction
Connector
2
M
1
E89
Intake Air Control
Valve Actuator
A34(A), A35(B)
Junction
Connector
9 B
4 A
3 A
G–Y
G–Y
18 BA3
1 BA2
G–Y
G–Y
2
2
SI2
SI
B16
Cooling Fan
ECU (No. 2)
B15
Cooling Fan
ECU (No. 1)

* 1 : Shielded

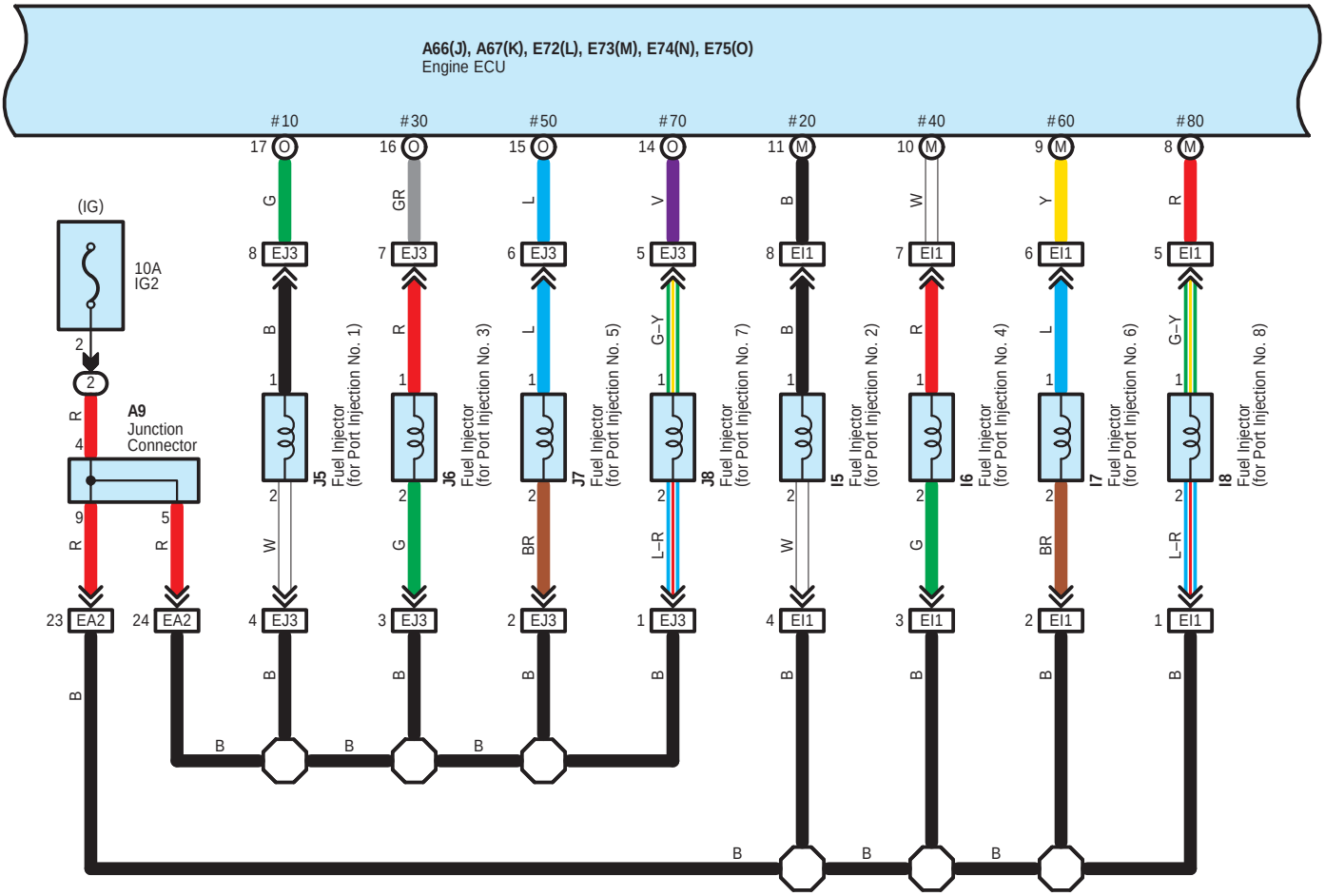
A66(J), A67(K), E72(L), E73(M), E74(N), E75(O)
Engine ECU
#10
#30
#50
#70
#20
#40
#60
#80
(IG)
10A
IG2
A9
Junction
Connector
J5 Fuel Injector (for Port Injection No. 1)
J6 Fuel Injector (for Port Injection No. 3)
J7 Fuel Injector (for Port Injection No. 5)
J8 Fuel Injector (for Port Injection No. 7)
I5 Fuel Injector (for Port Injection No. 2)
I6 Fuel Injector (for Port Injection No. 4)
I7 Fuel Injector (for Port Injection No. 6)
I8 Fuel Injector (for Port Injection No. 8)
EJ3
EI1
EA2

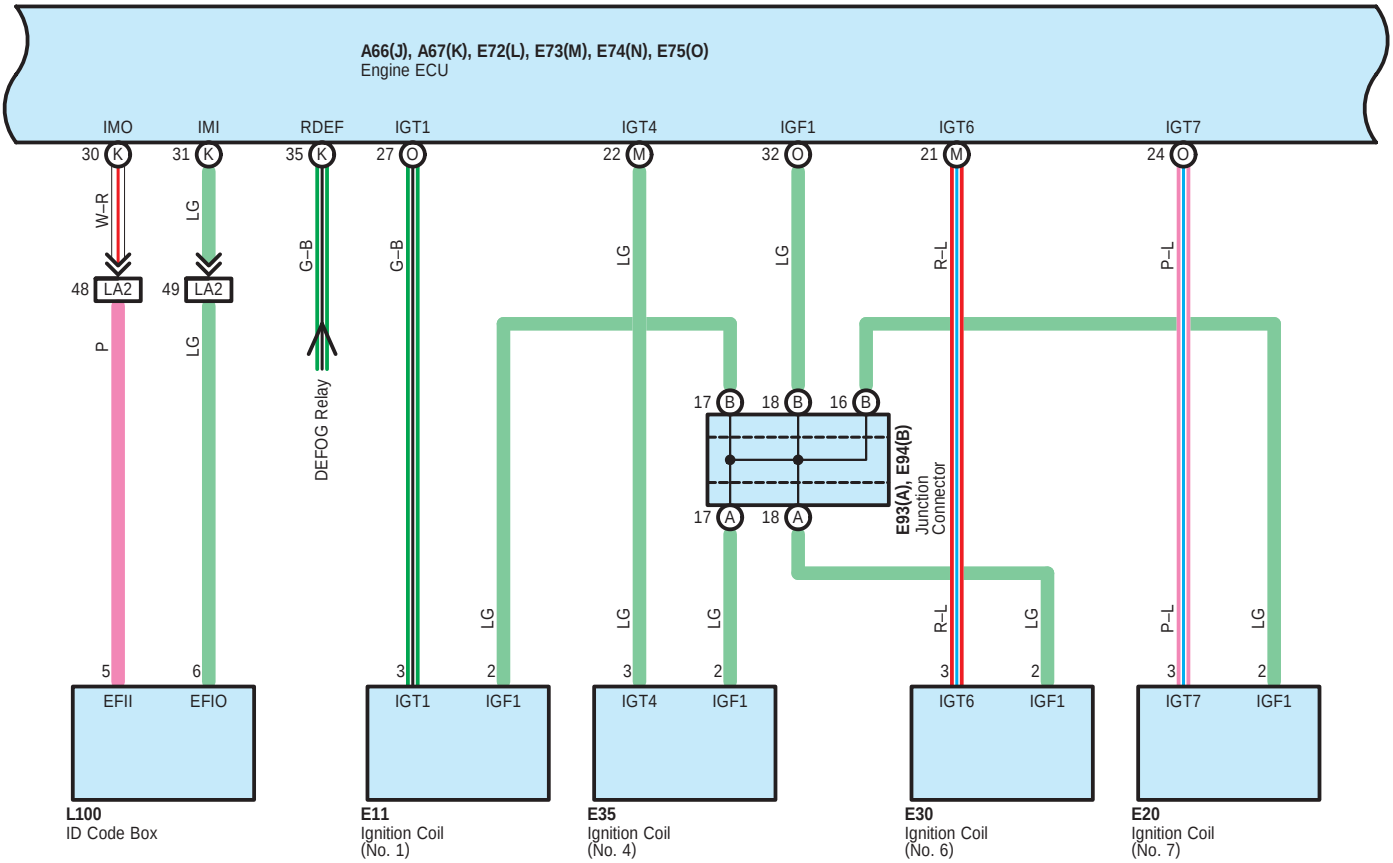
A66(J), A67(K), E72(L), E73(M), E74(N), E75(O)
Engine ECU
IMO
IMI
RDEF
IGT1
IGT4
IGF1
IGT6
IGT7
30 K
31 K
35 K
27 O
22 M
32 O
21 M
24 O
W-R
LG
G-B
G-B
LG
LG
R-L
P-L
48 LA2
49 LA2
P
LG
DEFOG Relay
17 B
18 B
16 B
17 A
18 A
E93(A), E94(B)
Junction
Connector
LG
LG
LG
R-L
LG
P-L
LG
5
6
3
2
3
2
3
2
3
2
EFII
EFIO
IGT1
IGF1
IGT4
IGF1
IGT6
IGF1
IGT7
IGF1
L100
ID Code Box
E11
Ignition Coil
(No. 1)
E35
Ignition Coil
(No. 4)
E30
Ignition Coil
(No. 6)
E20
Ignition Coil
(No. 7)

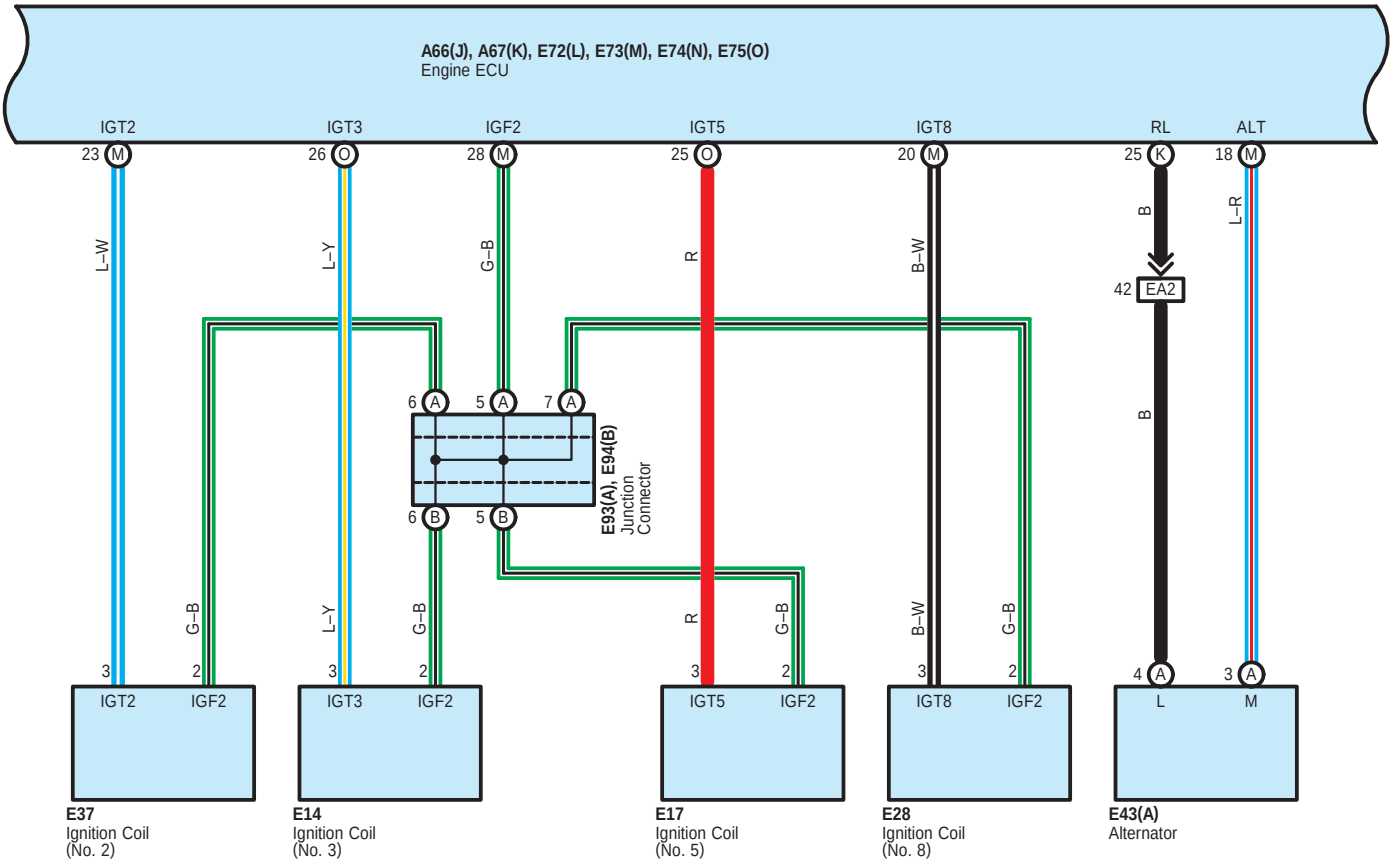
A66(J), A67(K), E72(L), E73(M), E74(N), E75(O)
Engine ECU
IGT2
IGT3
IGF2
IGT5
IGT8
RL
ALT
23 M
26 O
28 M
25 O
20 M
25 K
18 M
L–W
L–Y
G–B
R
B–W
B
L–R
42 EA2
6 A
5 A
7 A
6 B
5 B
E93(A), E94(B)
Junction
Connector
3
2
IGT2
IGF2
IGT3
IGF2
IGT5
IGF2
IGT8
IGF2
4 A
3 A
L
M
E37
Ignition Coil
(No. 2)
E14
Ignition Coil
(No. 3)
E17
Ignition Coil
(No. 5)
E28
Ignition Coil
(No. 8)
E43(A)
Alternator

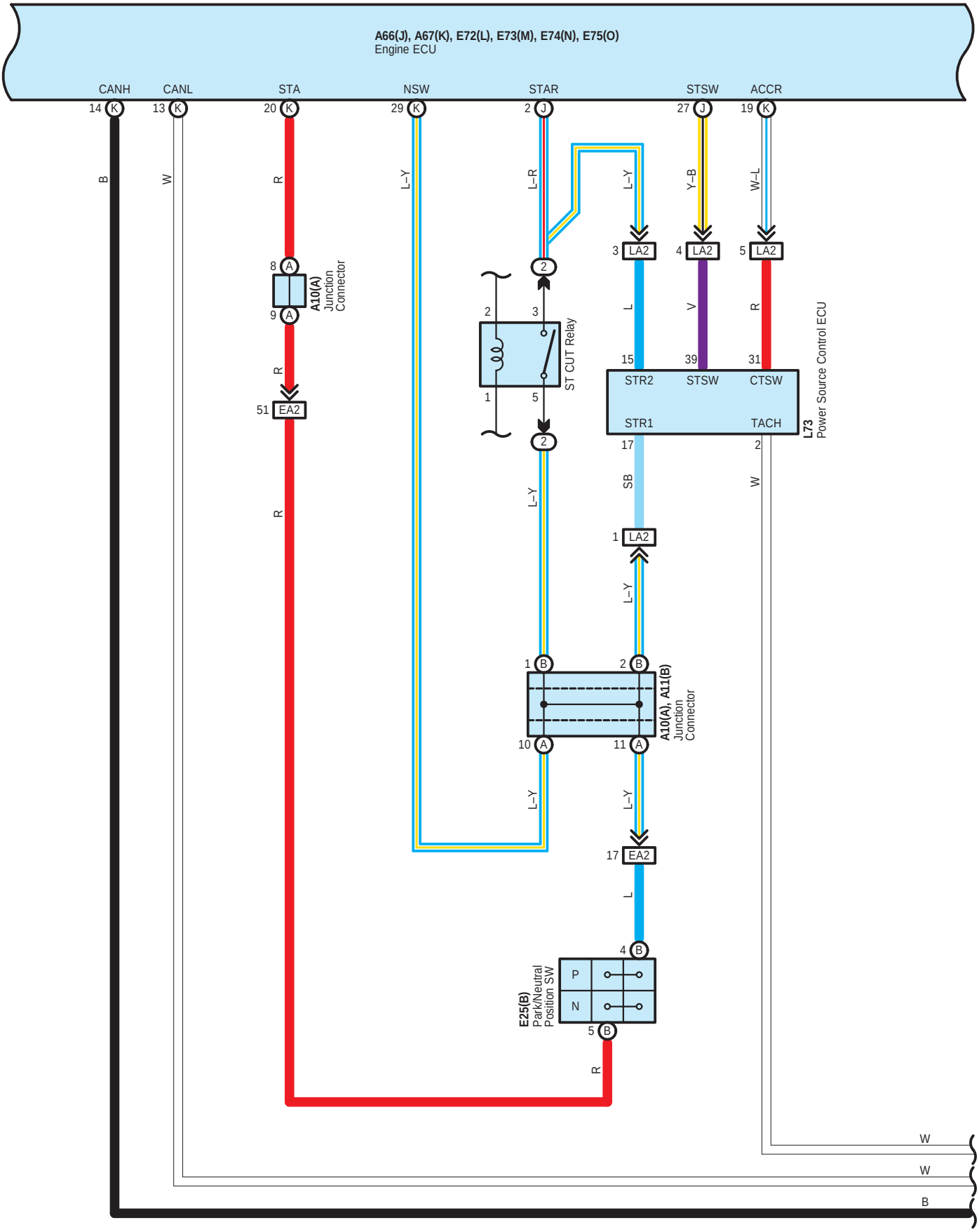
A66(J), A67(K), E72(L), E73(M), E74(N), E75(O)
Engine ECU
CANH
CANL
STA
NSW
STAR
STSW
ACCR
14 K
13 K
20 K
29 K
2 J
27 J
19 K
B
W
R
L–Y
L–R
L–Y
Y–B
W–L
3 LA2
4 LA2
5 LA2
8 A
9 A
A10(A)
Junction
Connector
2
3
2
1
5
ST CUT Relay
L
V
R
15
39
31
STR2
STSW
CTSW
STR1
TACH
L73
Power Source Control ECU
R
51 EA2
17
2
SB
W
R
L–Y
1 LA2
L–Y
1 B
2 B
10 A
11 A
A10(A), A11(B)
Junction
Connector
L–Y
L–Y
17 EA2
L
4 B
P
N
E25(B)
Park/Neutral
Position SW
5 B
R
W
W
B

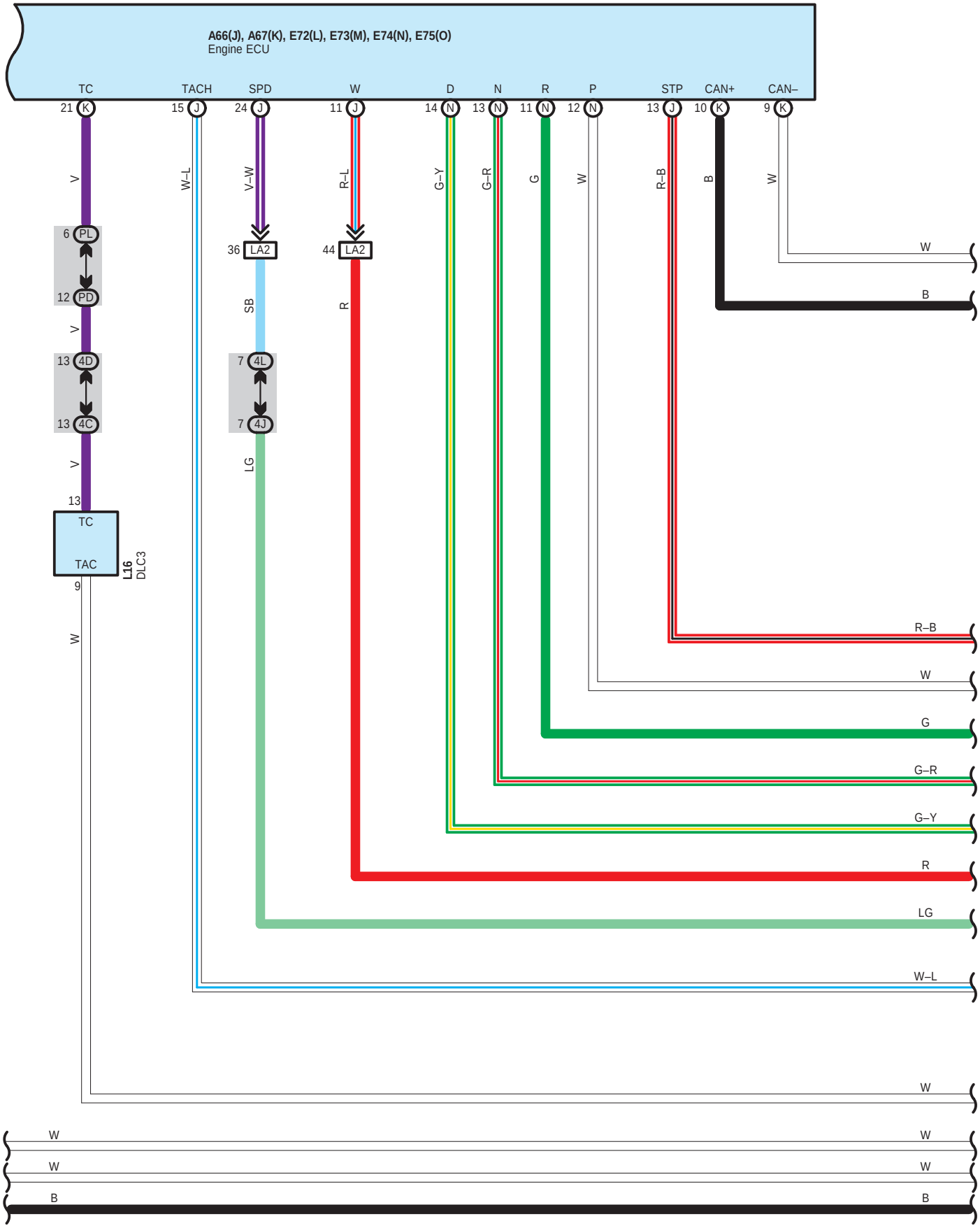
A66(J), A67(K), E72(L), E73(M), E74(N), E75(O)
Engine ECU
TC
TACH
SPD
W
D
N
R
P
STP
CAN+
CAN–
21 K
15 J
24 J
11 J
14 N
13 N
11 N
12 N
13 J
10 K
9 K
V
W–L
V–W
R–L
G–Y
G–R
G
W
R–B
B
W
6 PL
12 PD
36 LA2
44 LA2
SB
R
13 4D
13 4C
7 4L
7 4J
LG
13
TC
TAC
9
L16
DLC3
W
R–B
W
G
G–R
G–Y
R
LG
W–L
W
W
W
W
W
B
B

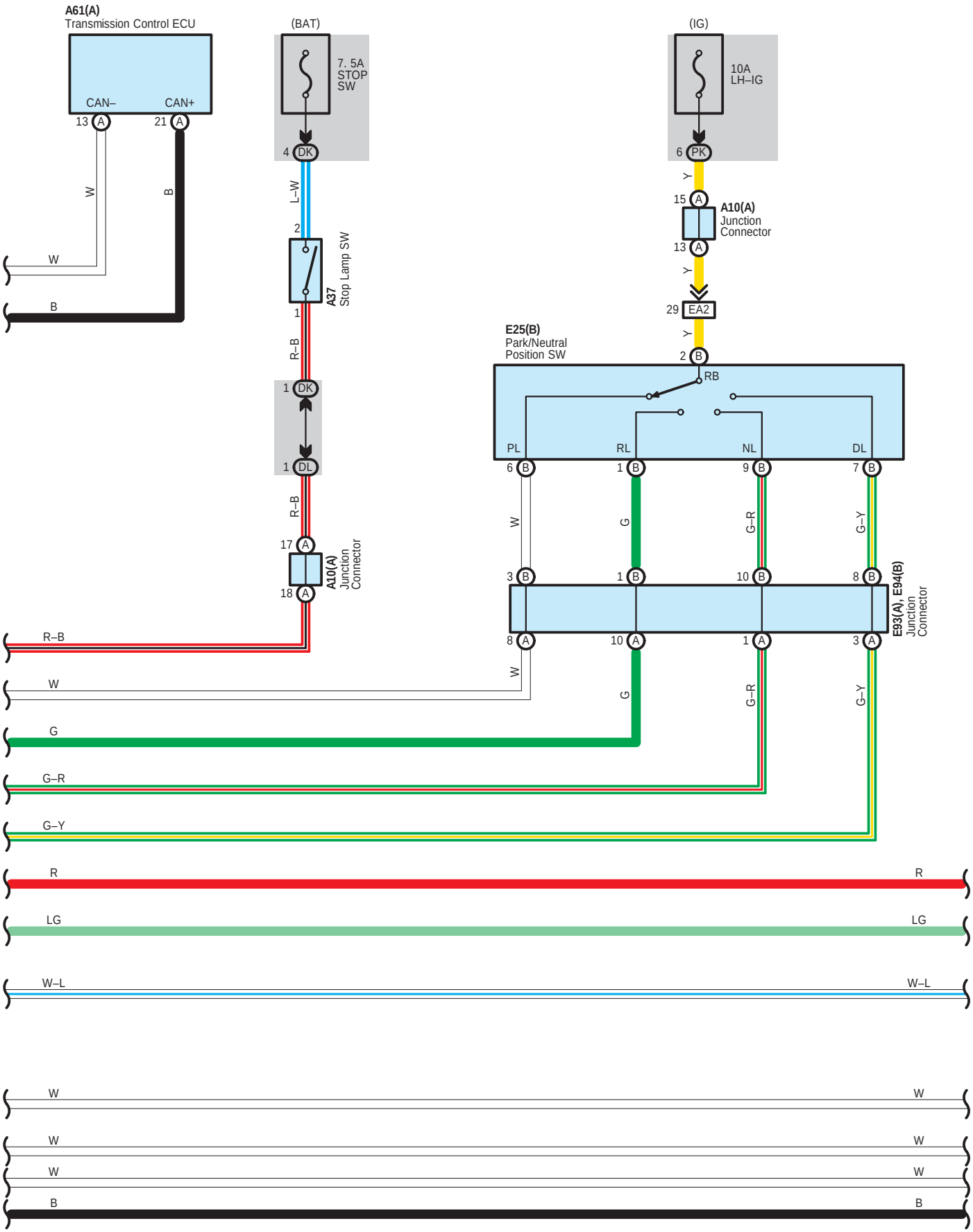
A61(A)
Transmission Control ECU
CAN–
CAN+
13 A
21 A
W
B
(BAT)
7. 5A
STOP
SW
4 DK
L–W
2
A37
Stop Lamp SW
1
R–B
1 DK
1 DL
R–B
17 A
A10(A)
Junction
Connector
18 A
(IG)
10A
LH–IG
6 PK
Y
15 A
A10(A)
Junction
Connector
13 A
Y
29 EA2
Y
E25(B)
Park/Neutral
Position SW
2 B
RB
PL
RL
NL
DL
6 B
1 B
9 B
7 B
W
G
G–R
G–Y
3 B
1 B
10 B
8 B
E93(A), E94(B)
Junction
Connector
8 A
10 A
1 A
3 A
R–B
W
G
G–R
G–Y
R
LG
W–L
W
W
W
B

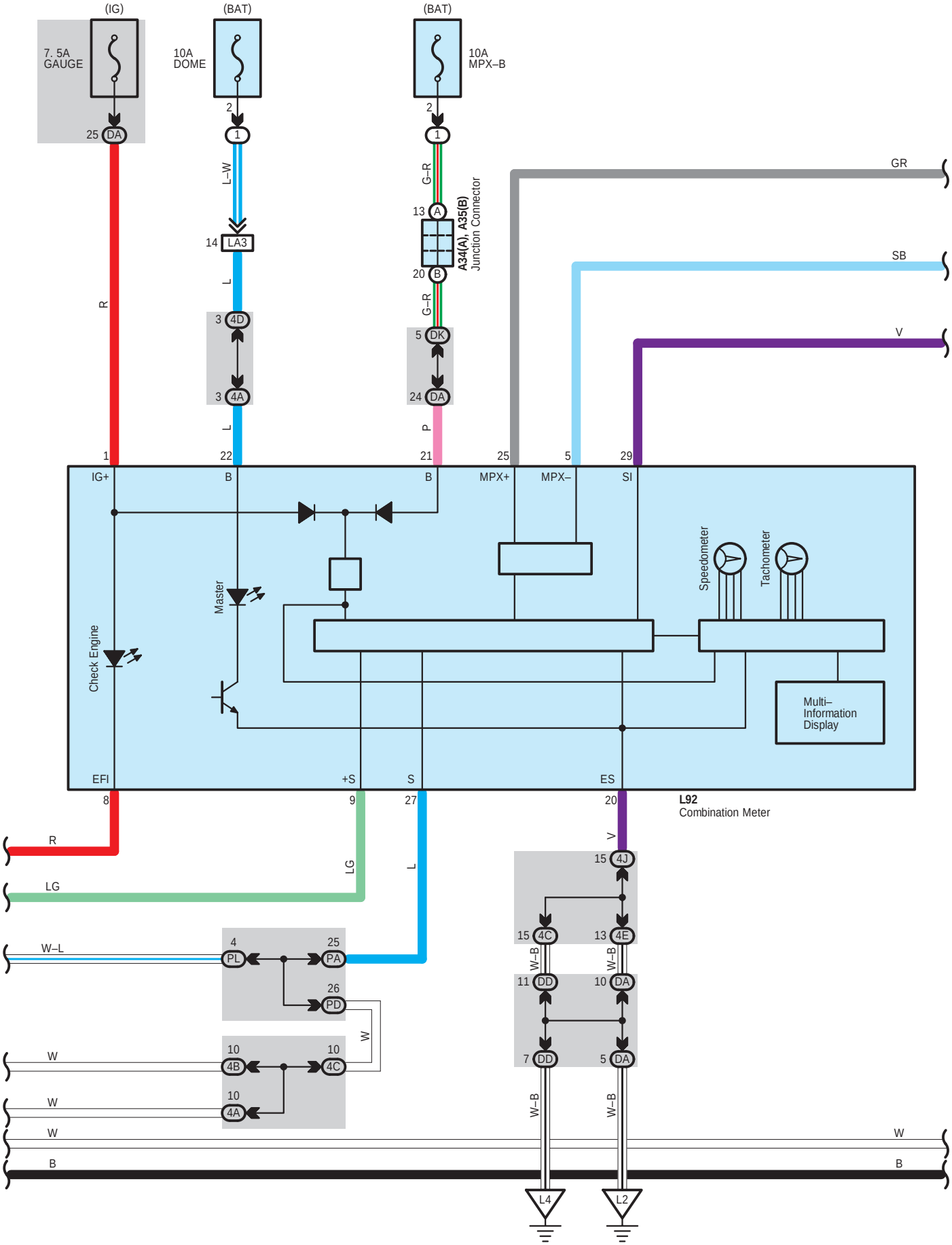
(IG)
7. 5A
GAUGE
25 DA
(BAT)
10A
DOME
2
1
L–W
14 LA3
L
3 4D
3 4A
L
(BAT)
10A
MPX–B
2
1
G–R
13 A
A34(A), A35(B)
Junction Connector
20 B
G–R
5 DK
24 DA
P
R
GR
SB
V
1
22
21
25
5
29
IG+
B
B
MPX+
MPX–
SI
Master
Check Engine
Speedometer
Tachometer
Multi–
Information
Display
EFI
+S
S
ES
8
9
27
20
L92
Combination Meter
R
LG
LG
L
V
15 4J
15 4C
13 4E
W–B
W–B
11 DD
10 DA
7 DD
5 DA
W–L
4 PL
25 PA
26 PD
W
W
10 4B
10 4C
W
10 4A
W–B
W–B
W
W
B
B
L4
L2

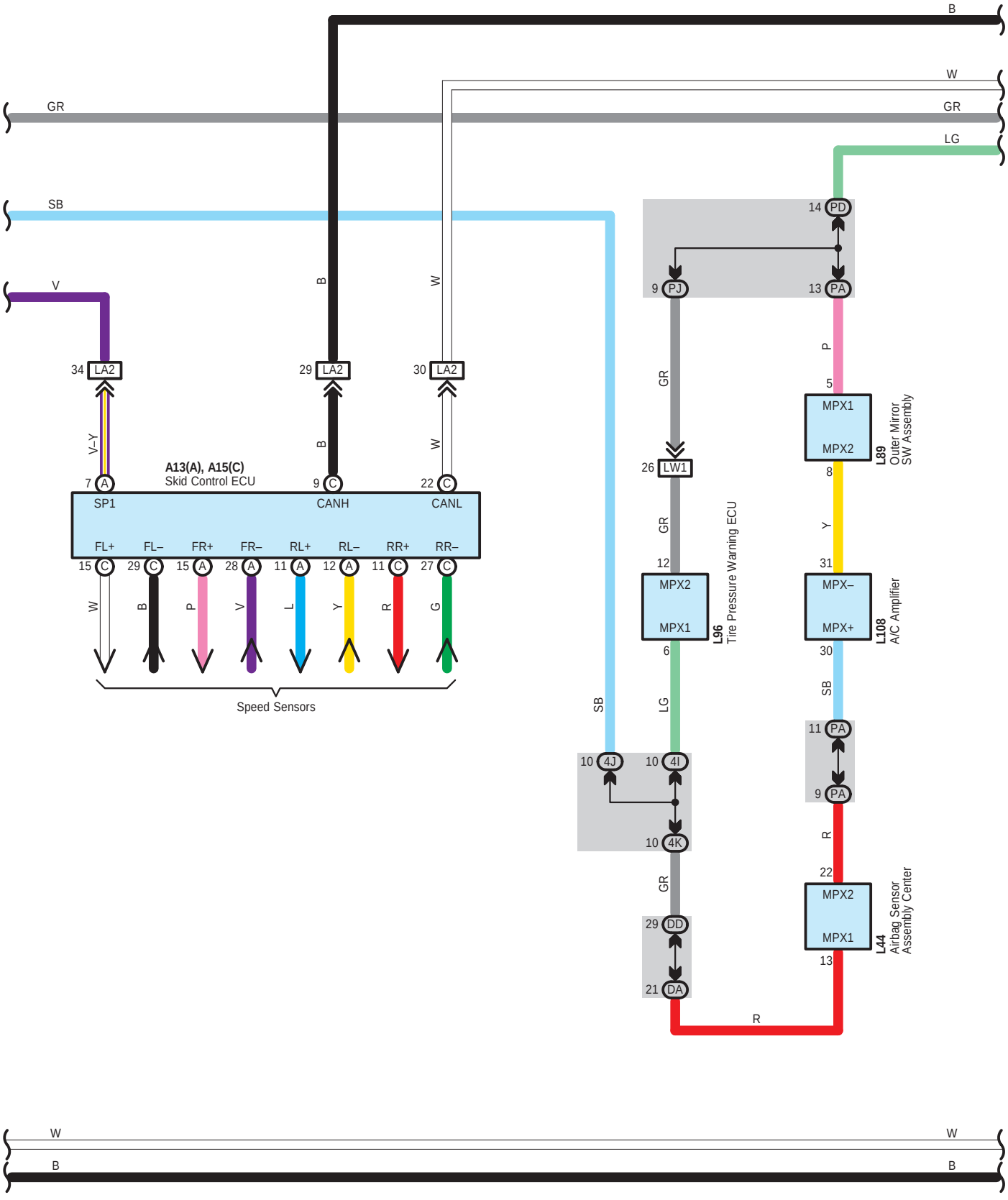
B
W
GR
GR
LG
SB
V
B
W
34 LA2
29 LA2
30 LA2
V–Y
B
W
A13(A), A15(C)
Skid Control ECU
7 A
9 C
22 C
SP1
CANH
CANL
FL+
FL–
FR+
FR–
RL+
RL–
RR+
RR–
15 C
29 C
15 A
28 A
11 A
12 A
11 C
27 C
W
B
P
V
L
Y
R
G
Speed Sensors
14 PD
9 PJ
13 PA
P
GR
5
MPX1
MPX2
L89
Outer Mirror
SW Assembly
26 LW1
8
GR
Y
12
MPX2
MPX1
L96
Tire Pressure Warning ECU
31
MPX–
MPX+
L108
A/C Amplifier
6
30
SB
LG
SB
11 PA
10 4J
10 4I
9 PA
10 4K
R
22
GR
MPX2
MPX1
L44
Airbag Sensor
Assembly Center
29 DD
13
21 DA
R
W
W
B
B

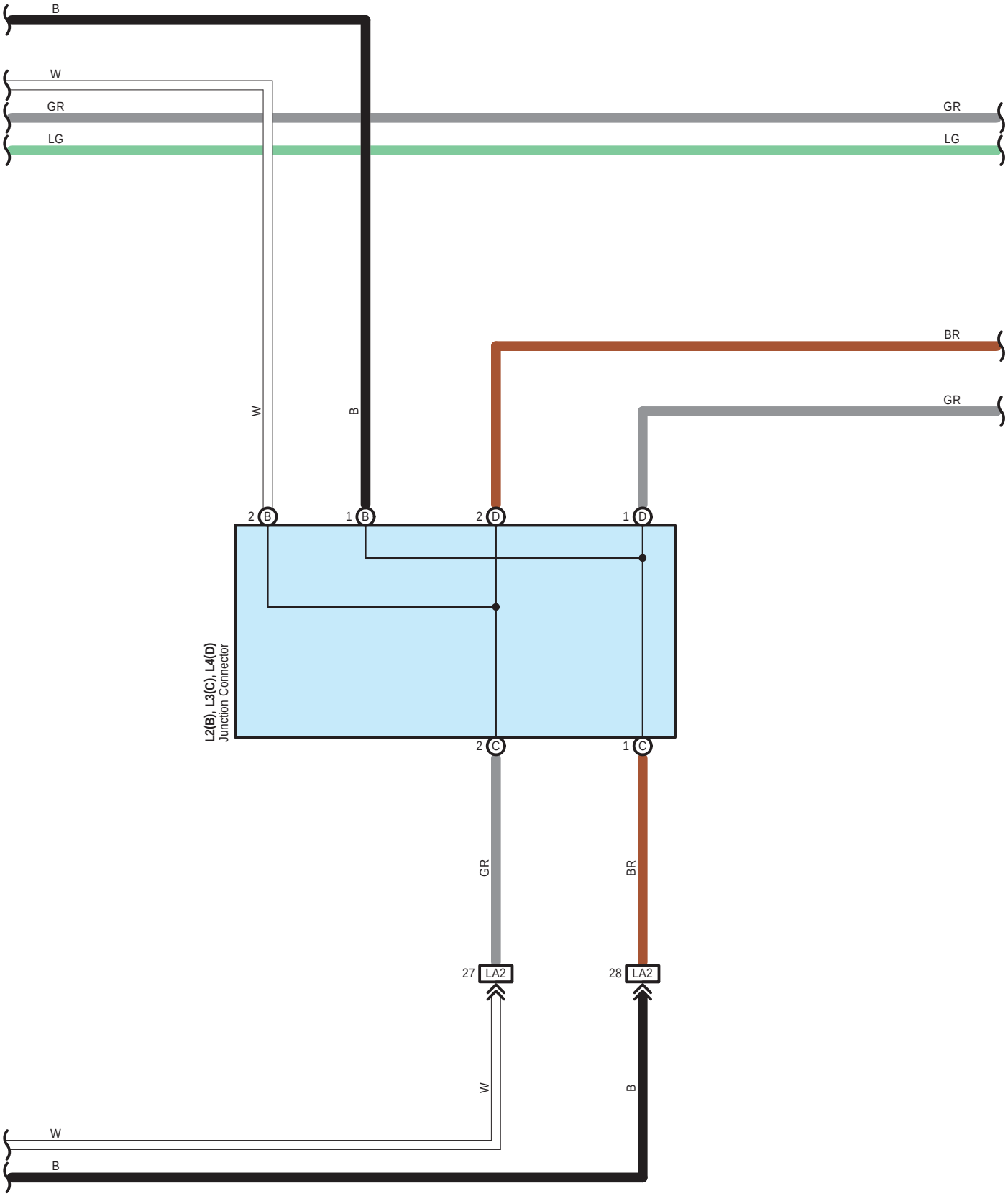
B
W
GR
LG
GR
LG
BR
GR
W
B
2 B
1 B
2 D
1 D
L2(B), L3(C), L4(D)
Junction Connector
2 C
1 C
GR
BR
27 LA2
28 LA2
W
B
W
B

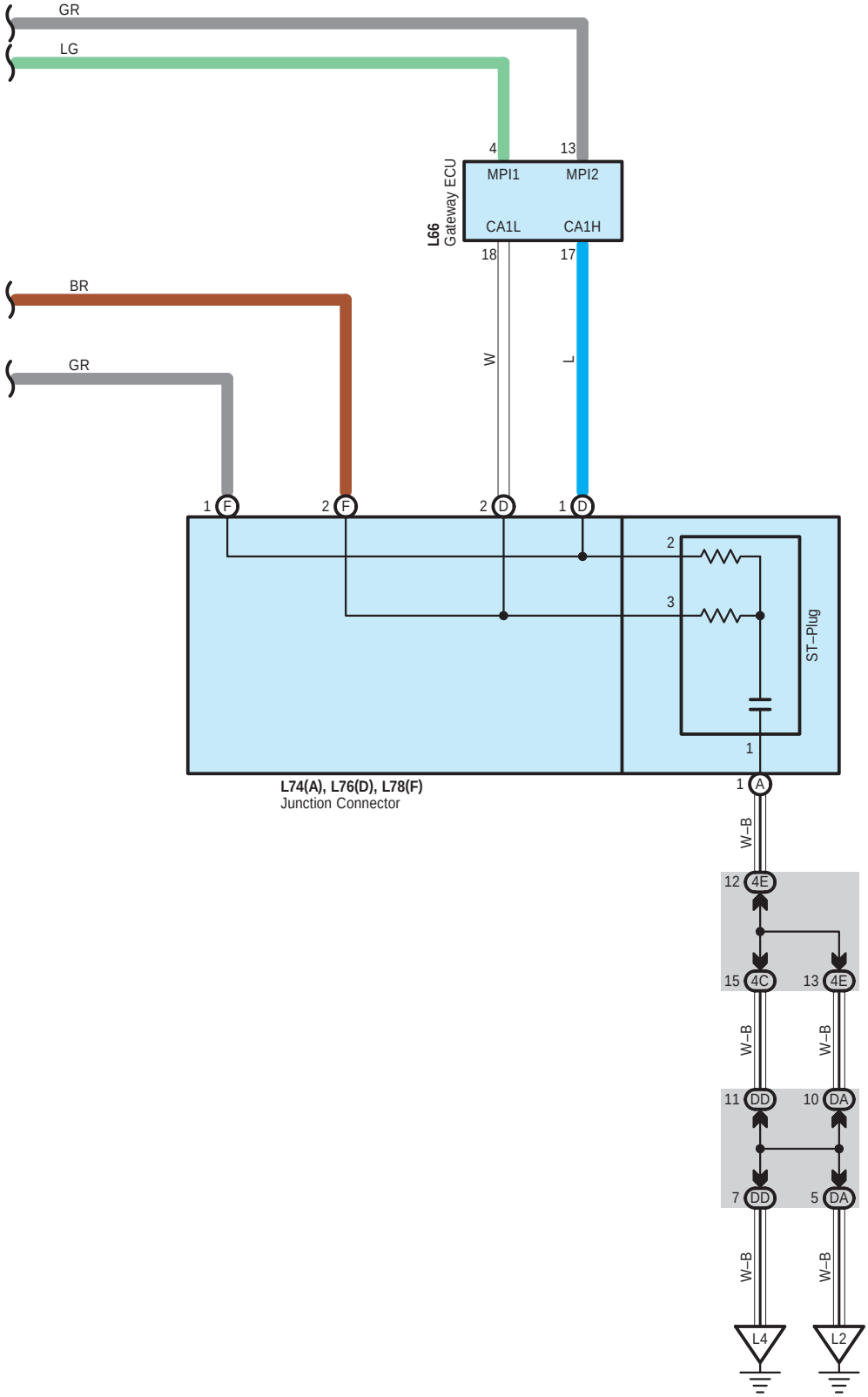
GR
LG
4
13
MPI1
MPI2
CA1L
CA1H
L66
Gateway ECU
18
17
BR
GR
W
L
1 F
2 F
2 D
1 D
2
3
ST–Plug
1
L74(A), L76(D), L78(F)
Junction Connector
1 A
W–B
12 4E
15 4C
13 4E
W–B
W–B
11 DD
10 DA
7 DD
5 DA
W–B
W–B
L4
L2

A 9
White

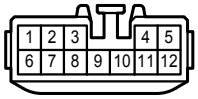

A 10
Blue

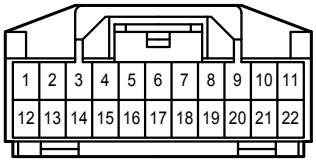

A 11
Blue

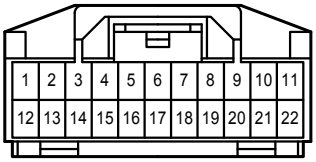

A 13
Black

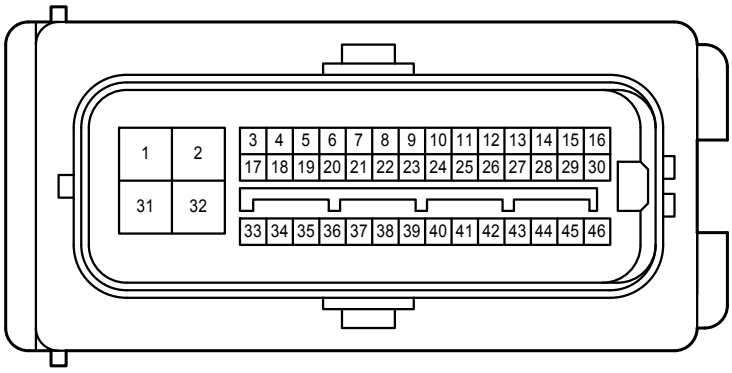

A 15
Gray

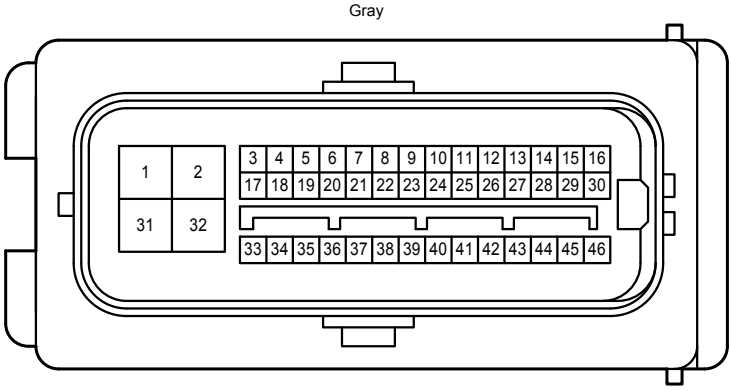

A 25
Gray

(3UZ-FE)

A 34
Blue

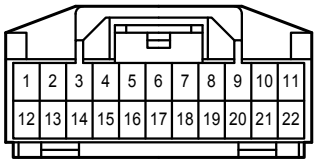

A 35
Blue

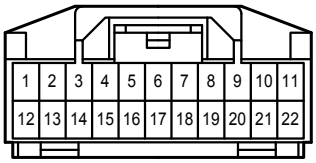

A 36
Black

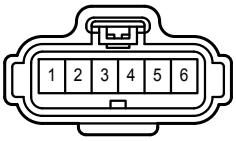

A 37
Green

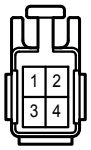

A 61
Black

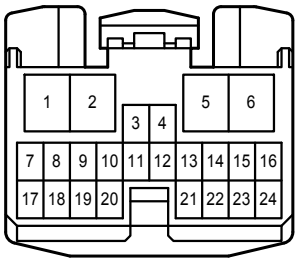

A 65
Blue



A 66
White

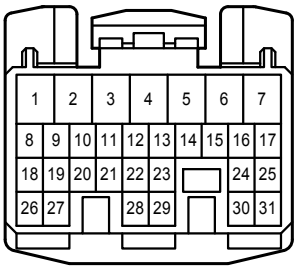

A 67
White

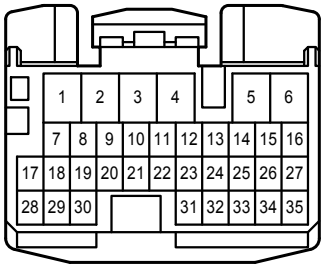

B 15
Black

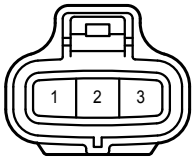

B 16
Gray

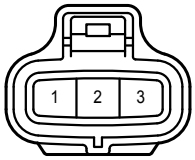

E 2
Gray

E 5
Black

E 11
Black

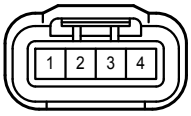

E 14
Black

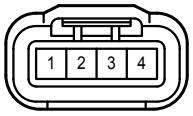

E 15
Black



(1UR-FSE, 3GR-FSE, 3GR-FE, 2GR-FSE)

E 17
Black

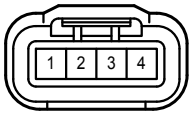

E 18
Black

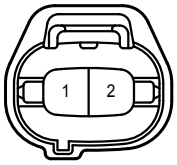

E 20
Black

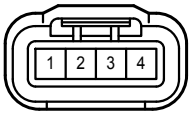

E 22
Gray

E 25
Gray

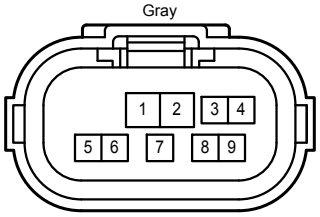

(1UR-FSE, 3GR-FSE, 2GR-FSE)

E 28
Black

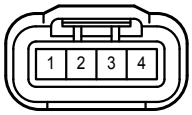

E 30
Black

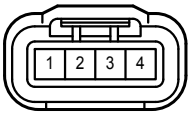

E 34
Black



(1UR-FSE, 3GR-FSE, 3GR-FE, 2GR-FSE)

E 35
Black

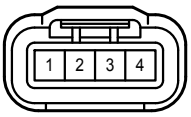

E 37
Black

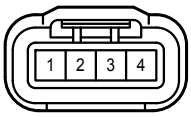

E 39
Black

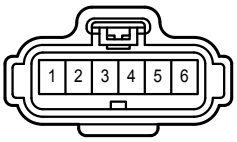

E 40
Dark Gray

(1UR-FSE, 3GR-FSE, 3GR-FE, 2GR-FSE)

E 41
Black

E 42
Black

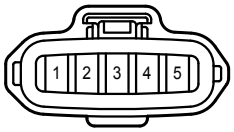

(Except 1UR-FSE)

E 42
Black

(1UR-FSE)

E 43
Black

E 56
Black



E 62
Black



E 72
White

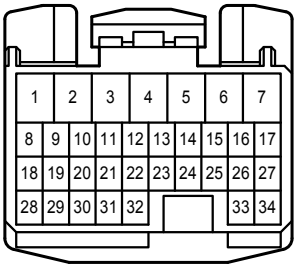

E 73
White

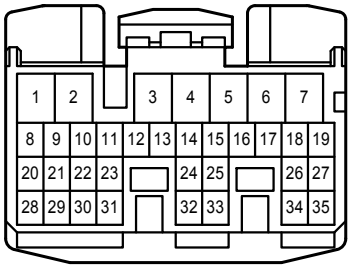

E 74
White



E 75
White

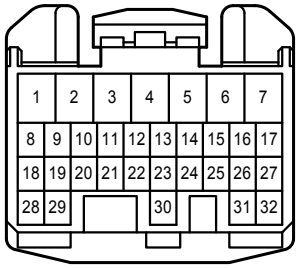

E 77
Black

E 78
Black

E 81
Black

E 82
Black

E 83
Black



E 84
Black



E 89
Black

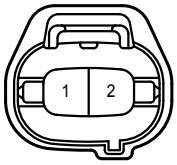

E 92
Blue



E 93
Blue

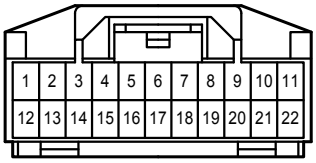

E 94
Blue

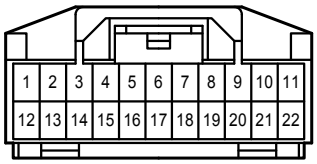

E 95
Gray

E 96
Dark Gray

E 97
Dark Gray

H 15
Gray

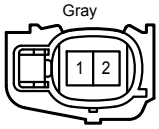

H 16
Gray

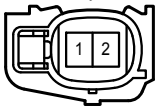

H 17
Black

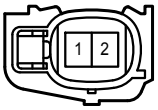

H 18
Black

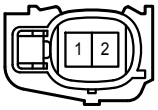

I 5
Black



I 6
Black



I 7
Black



I 8
Black



J 5
Black



J 6
Black



J 7
Black



J 8
Black



L 2
White

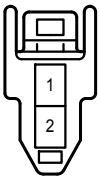

L 3
White

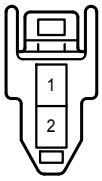

L 4
White

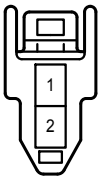

L 16
White

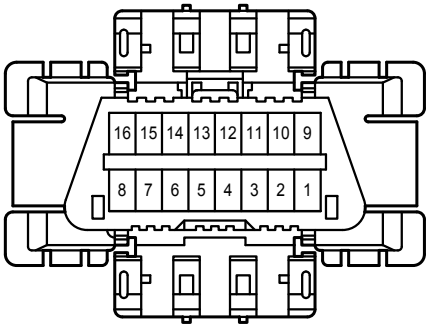

L 44
Yellow

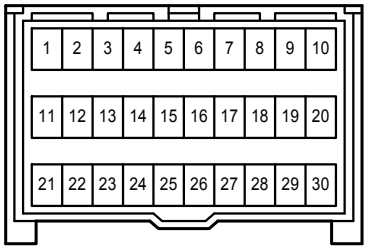

L 66
White

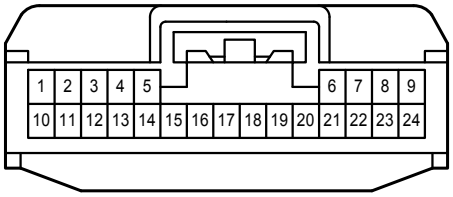

L 73
White

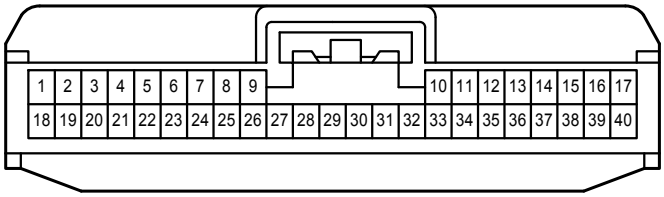

L 74
White

L 76
White

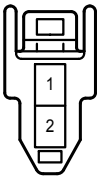

L 78
White

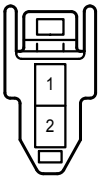

L 89
White

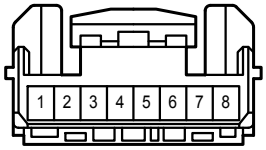

L 92
White

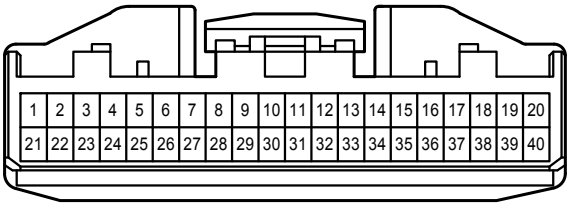

L 96
Black

L100
White

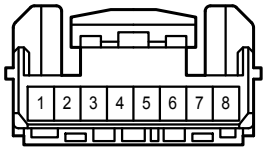

L108
White

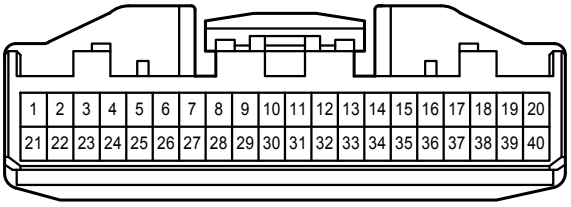

V 50
Dark Gray

W 11
White

W 45
Dark Gray

1I

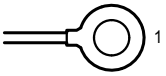

2A
White

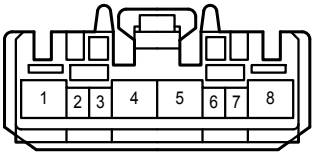

2B
White

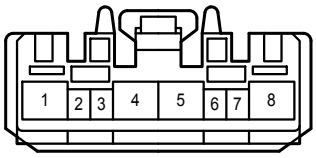

4A
White

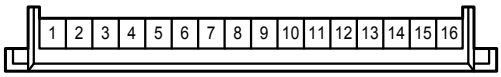

4B
White

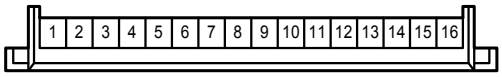

4C
White

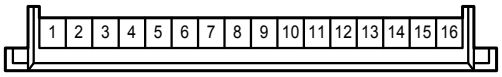

4D
White

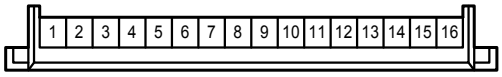

4E
White

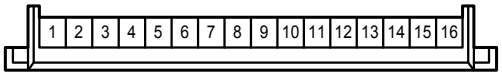

4I
White

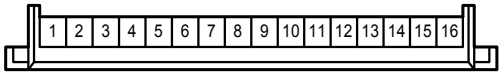

4J
White

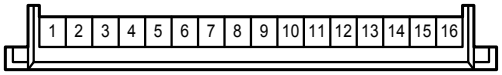

4K
White

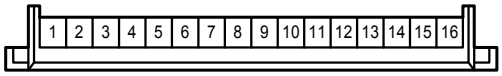

4L
White

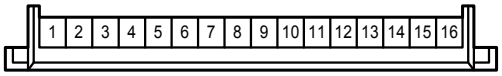

DA
White

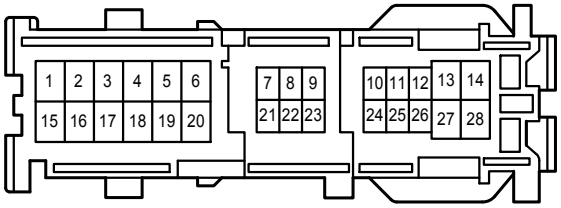

DD
White

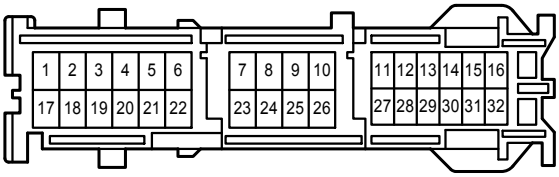

DK
Gray

DL
Gray

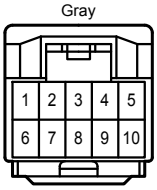

PA
White

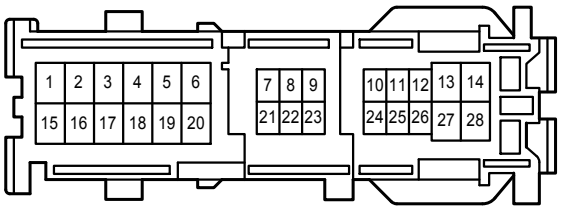

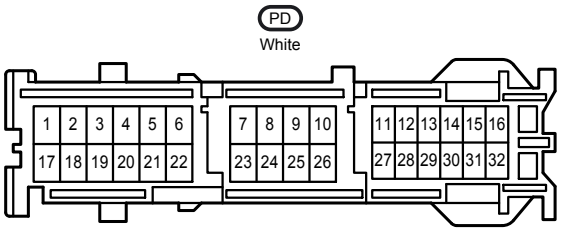
PD
White
1 2 3 4 5 6
17 18 19 20 21 22
7 8 9 10
23 24 25 26
11 12 13 14 15 16
27 28 29 30 31 32

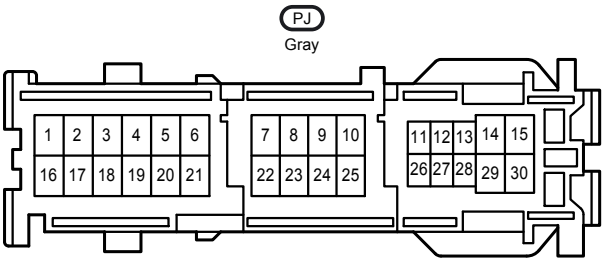
PJ
Gray
1 2 3 4 5 6
16 17 18 19 20 21
7 8 9 10
22 23 24 25
11 12 13 14 15
26 27 28 29 30

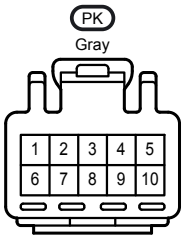
PK
Gray
1 2 3 4 5
6 7 8 9 10

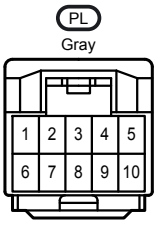
PL
Gray
1 2 3 4 5
6 7 8 9 10

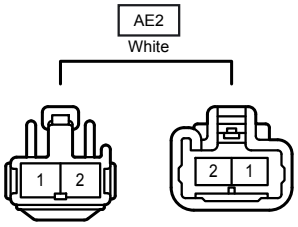
AE2
White
1 2
2 1

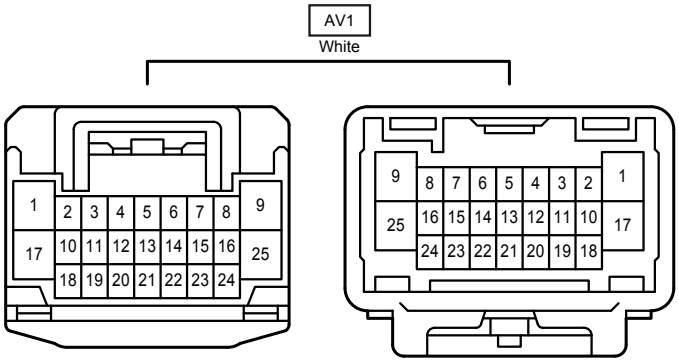
AV1
White
1 2 3 4 5 6 7 8 9
17 10 11 12 13 14 15 16 25
18 19 20 21 22 23 24
9 8 7 6 5 4 3 2 1
25 16 15 14 13 12 11 10 17
24 23 22 21 20 19 18

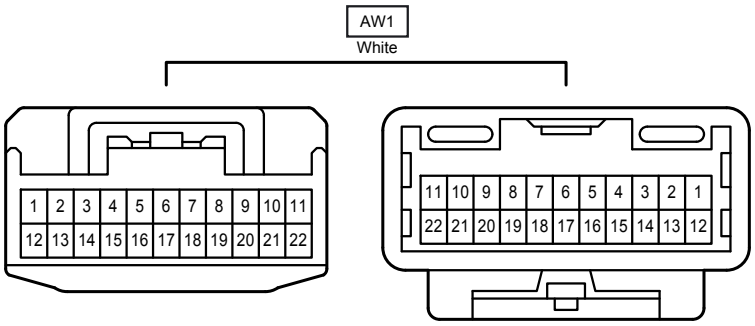
AW1
White
1 2 3 4 5 6 7 8 9 10 11
12 13 14 15 16 17 18 19 20 21 22
11 10 9 8 7 6 5 4 3 2 1
22 21 20 19 18 17 16 15 14 13 12

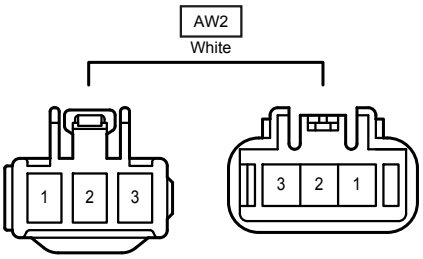
AW2
White
1 2 3
3 2 1

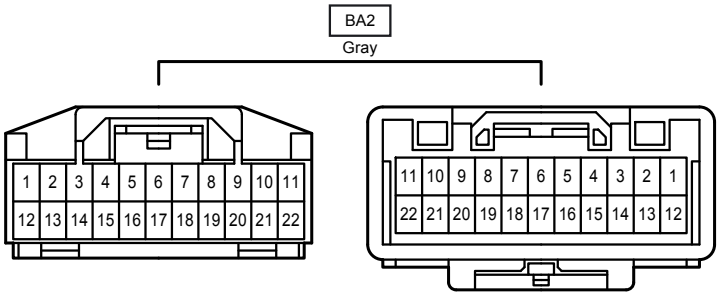
BA2
Gray
1 2 3 4 5 6 7 8 9 10 11
12 13 14 15 16 17 18 19 20 21 22
11 10 9 8 7 6 5 4 3 2 1
22 21 20 19 18 17 16 15 14 13 12

BA3
White

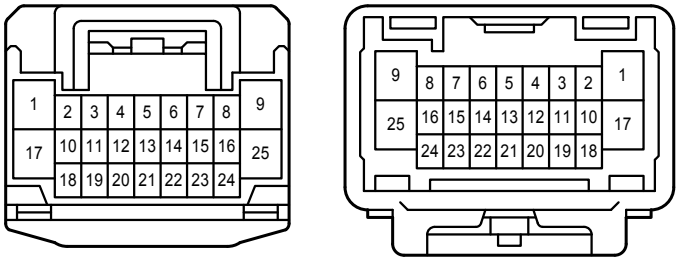

EA2
White

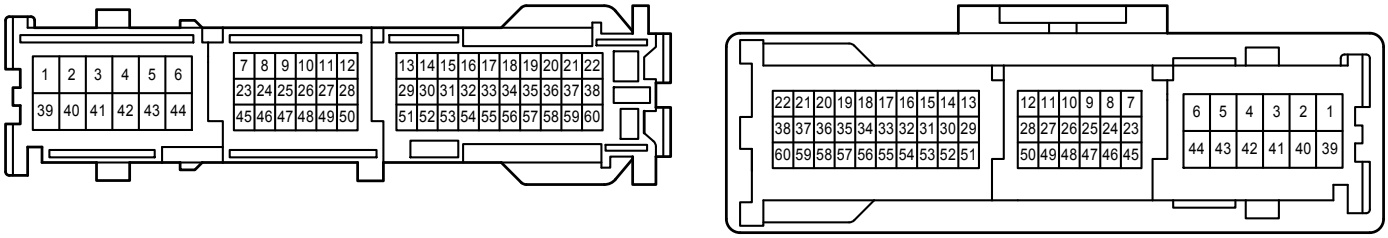

EH2
Gray

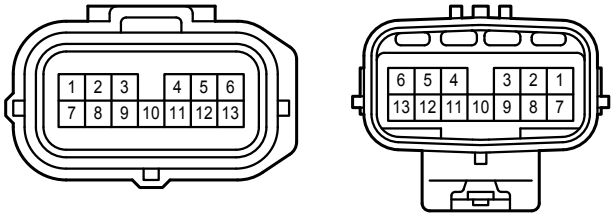

EI1
Gray

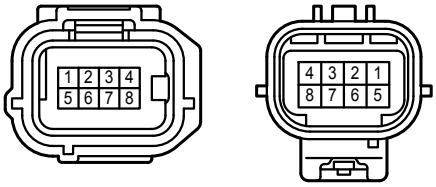

EJ3
Gray

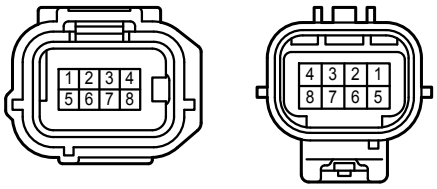

LA2
White

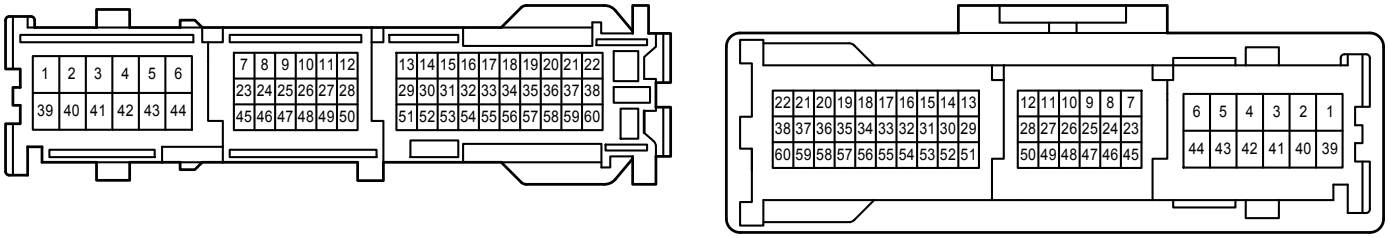

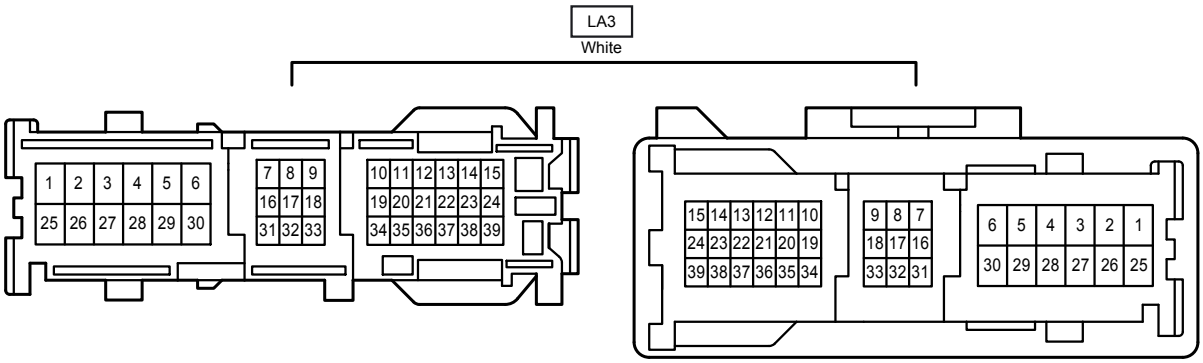
LA3
White
1 2 3 4 5 6
25 26 27 28 29 30
7 8 9
16 17 18
31 32 33
10 11 12 13 14 15
19 20 21 22 23 24
34 35 36 37 38 39
15 14 13 12 11 10
24 23 22 21 20 19
39 38 37 36 35 34
9 8 7
18 17 16
33 32 31
6 5 4 3 2 1
30 29 28 27 26 25

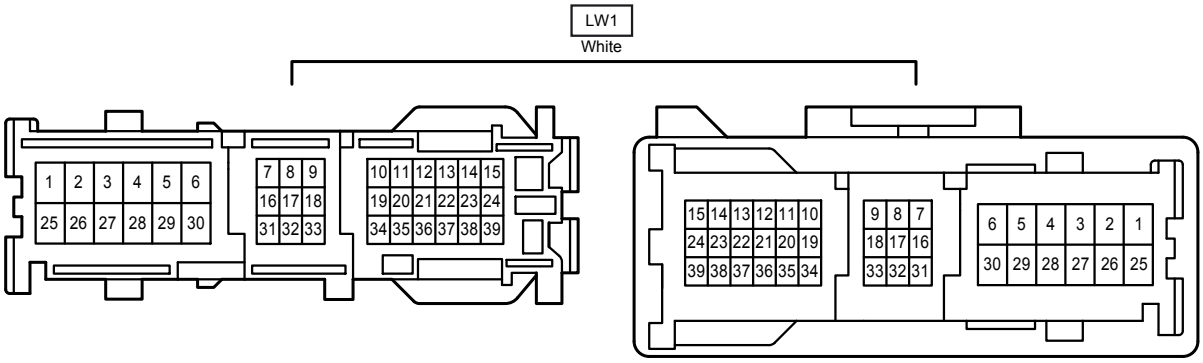
LW1
White
1 2 3 4 5 6
25 26 27 28 29 30
7 8 9
16 17 18
31 32 33
10 11 12 13 14 15
19 20 21 22 23 24
34 35 36 37 38 39
15 14 13 12 11 10
24 23 22 21 20 19
39 38 37 36 35 34
9 8 7
18 17 16
33 32 31
6 5 4 3 2 1
30 29 28 27 26 25