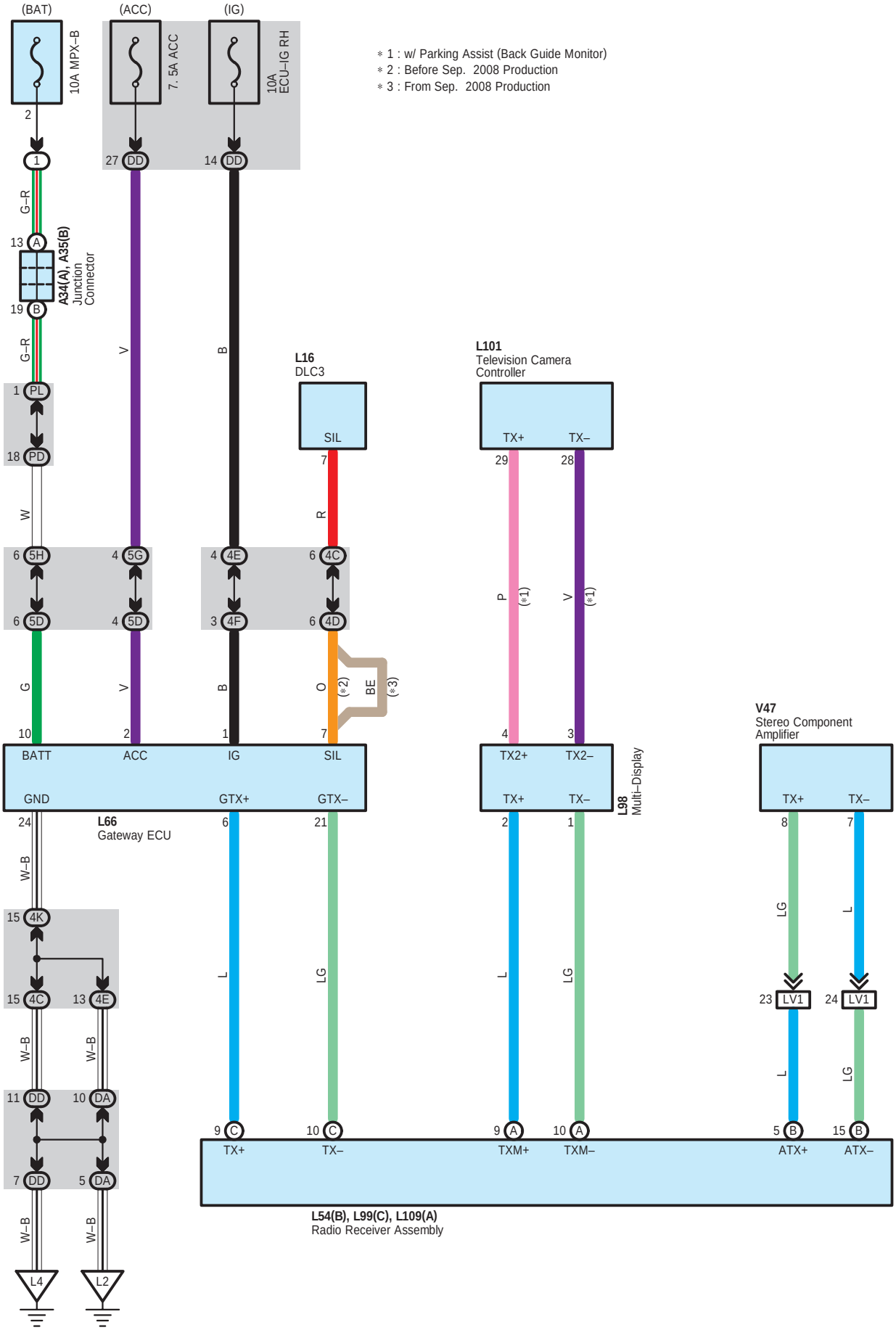
(BAT)
(ACC)
(IG)
10A MPX–B
7. 5A ACC
10A ECU–IG RH
∗ 1 : w/ Parking Assist (Back Guide Monitor)
∗ 2 : Before Sep. 2008 Production
∗ 3 : From Sep. 2008 Production
A34(A), A35(B) Junction Connector
L16 DLC3
L101 Television Camera Controller
V47 Stereo Component Amplifier
L98 Multi–Display
L66 Gateway ECU
L54(B), L99(C), L109(A) Radio Receiver Assembly
BATT
ACC
IG
SIL
GND
GTX+
GTX–
TX+
TX–
TX2+
TX2–
TXM+
TXM–
ATX+
ATX–
LV1
L4
L2

A 34
Blue

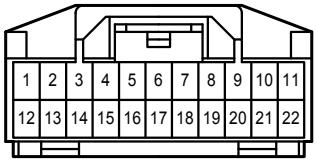

A 35
Blue

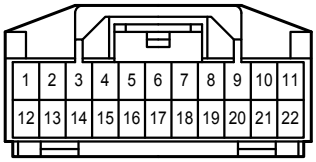

L 16
White

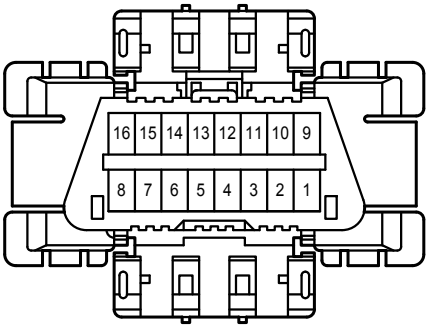

L 54
White

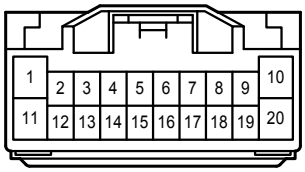

L 66
White

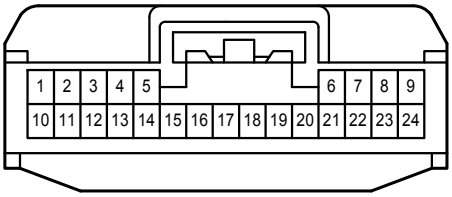

L 98
White

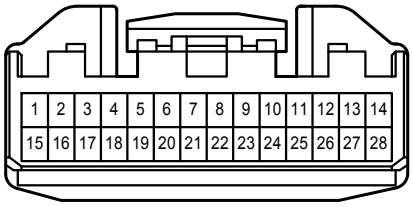

L 99
White

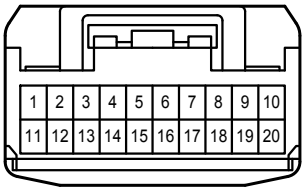

L101
Black

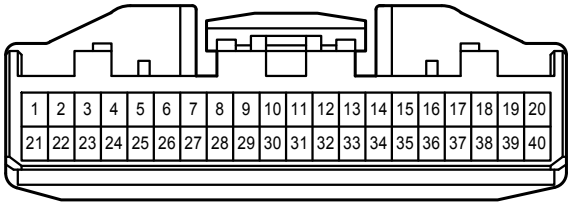

L109
White

V 47
White

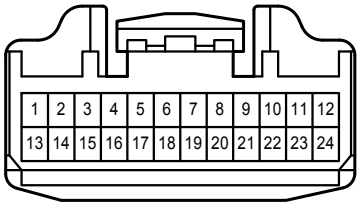

4C
White

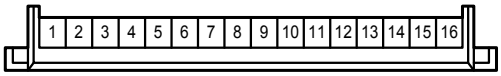

4D
White

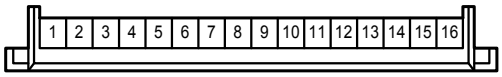

4E
White

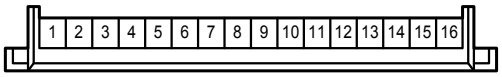

4F
White

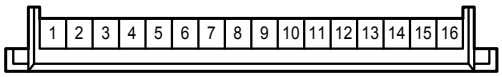

4K
White

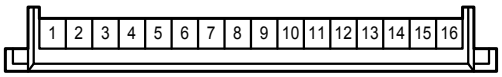

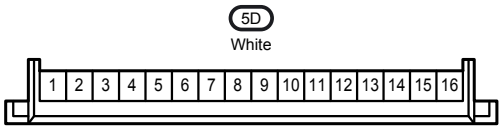
5D
White
1 2 3 4 5 6 7 8 9 10 11 12 13 14 15 16

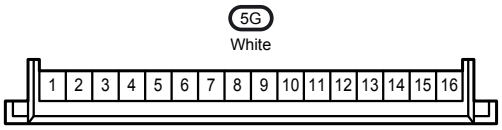
5G
White
1 2 3 4 5 6 7 8 9 10 11 12 13 14 15 16

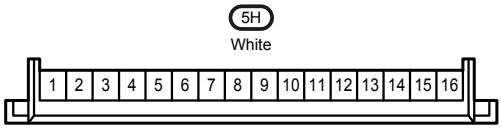
5H
White
1 2 3 4 5 6 7 8 9 10 11 12 13 14 15 16

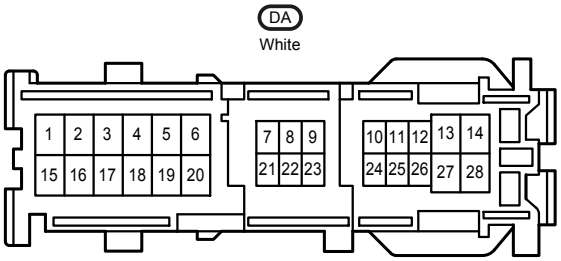
DA
White
1 2 3 4 5 6
15 16 17 18 19 20
7 8 9
21 22 23
10 11 12 13 14
24 25 26 27 28

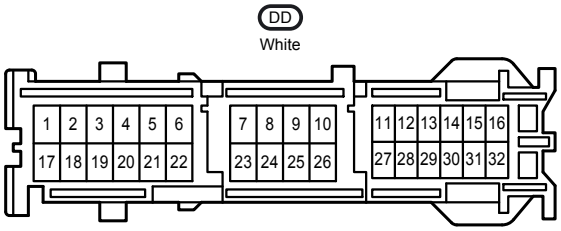
DD
White
1 2 3 4 5 6
17 18 19 20 21 22
7 8 9 10
23 24 25 26
11 12 13 14 15 16
27 28 29 30 31 32

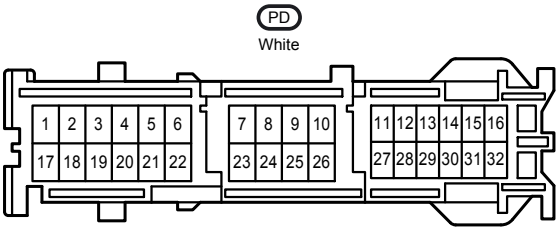
PD
White
1 2 3 4 5 6
17 18 19 20 21 22
7 8 9 10
23 24 25 26
11 12 13 14 15 16
27 28 29 30 31 32

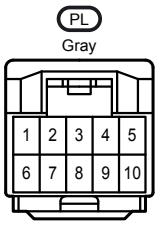
PL
Gray
1 2 3 4 5
6 7 8 9 10

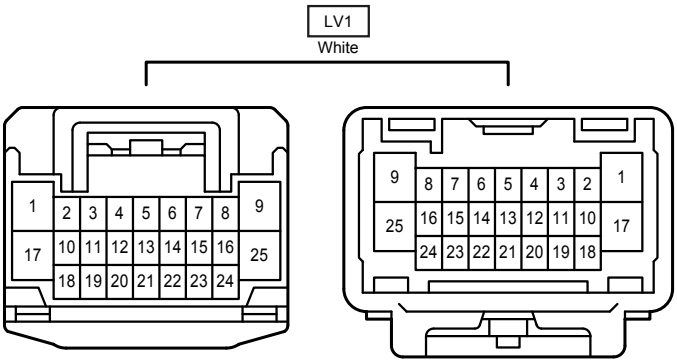
LV1
White
1 2 3 4 5 6 7 8 9
17 10 11 12 13 14 15 16 25
18 19 20 21 22 23 24
9 8 7 6 5 4 3 2 1
25 16 15 14 13 12 11 10 17
24 23 22 21 20 19 18