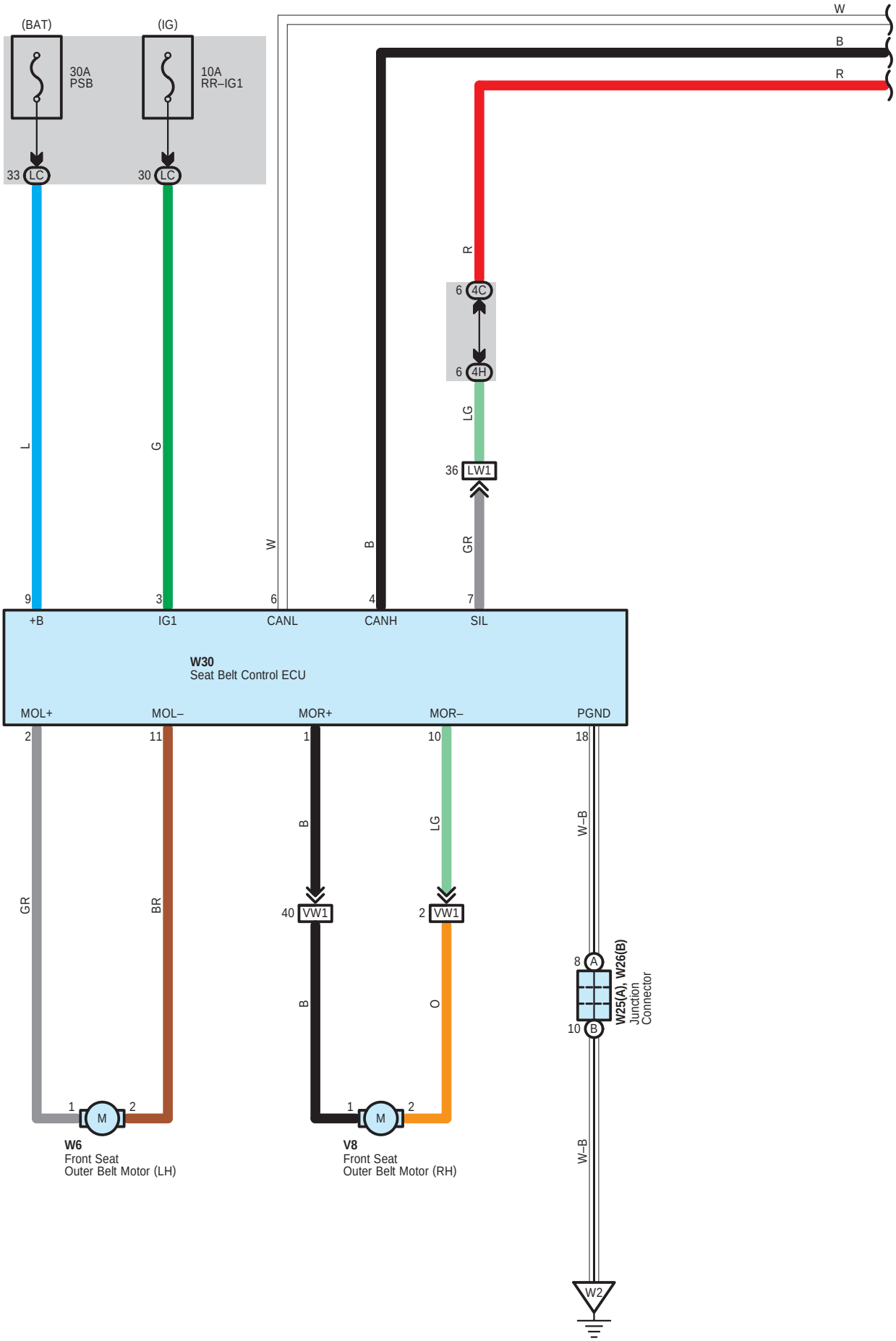
(BAT)
(IG)
30A
PSB
10A
RR–IG1
33 LC
30 LC
W
B
R
L
G
W
B
R
6 4C
6 4H
LG
36 LW1
GR
9
3
6
4
7
+B
IG1
CANL
CANH
SIL
W30
Seat Belt Control ECU
MOL+
MOL–
MOR+
MOR–
PGND
2
11
1
10
18
GR
BR
B
LG
W–B
40 VW1
2 VW1
B
O
8 A
10 B
W25(A), W26(B)
Junction
Connector
1
2
M
W6
Front Seat
Outer Belt Motor (LH)
V8
Front Seat
Outer Belt Motor (RH)
W–B
W2

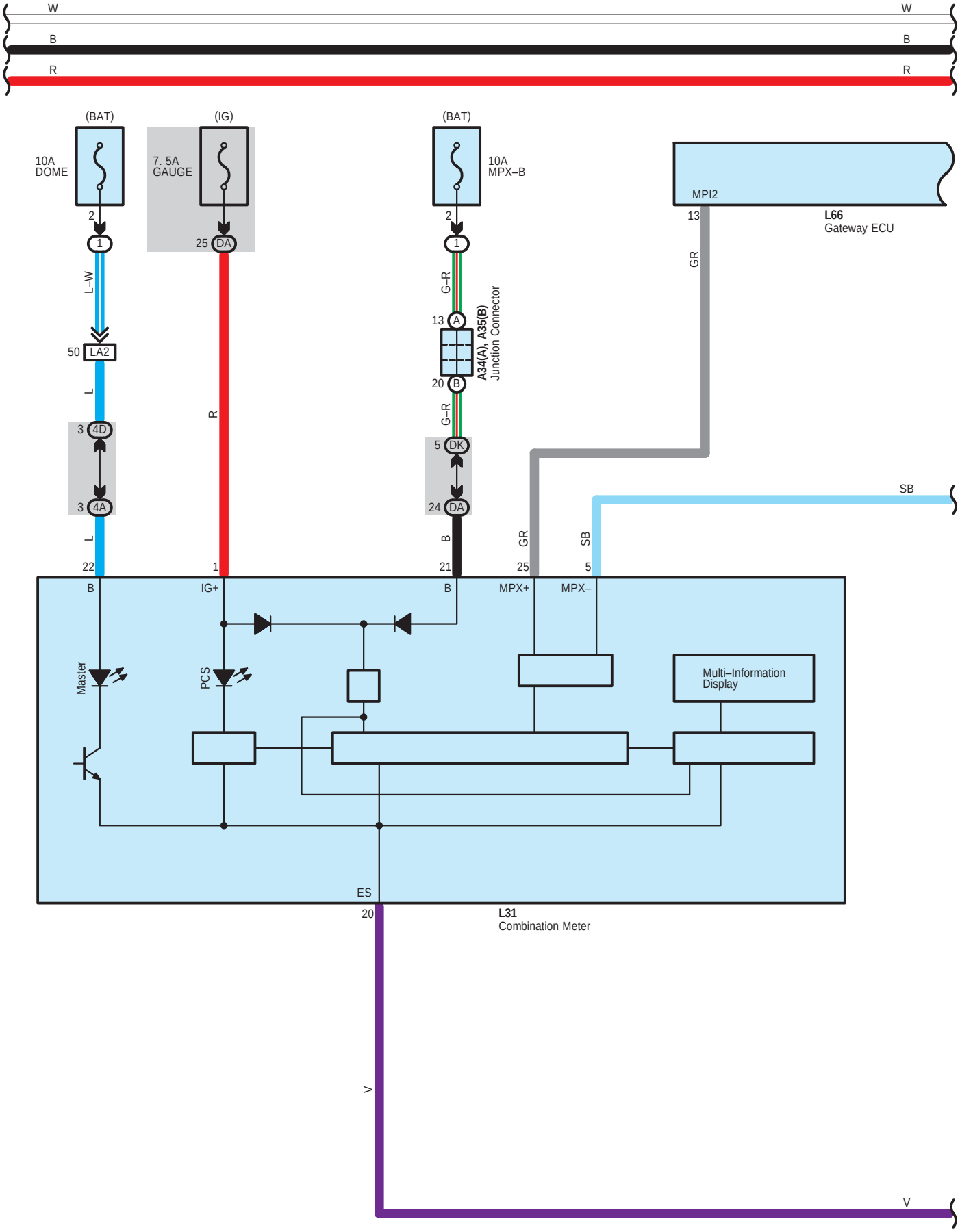
W
B
R
(BAT)
10A
DOME
(IG)
7. 5A
GAUGE
(BAT)
10A
MPX–B
MPI2
13
L66
Gateway ECU
GR
2
1
L–W
50
LA2
L
3
4D
3
4A
L
22
B
25
DA
R
1
IG+
G–R
13
A
A34(A), A35(B)
Junction Connector
20
B
G–R
5
DK
24
DA
B
21
B
GR
25
MPX+
SB
5
MPX–
SB
Master
PCS
Multi–Information
Display
ES
20
L31
Combination Meter
V
V

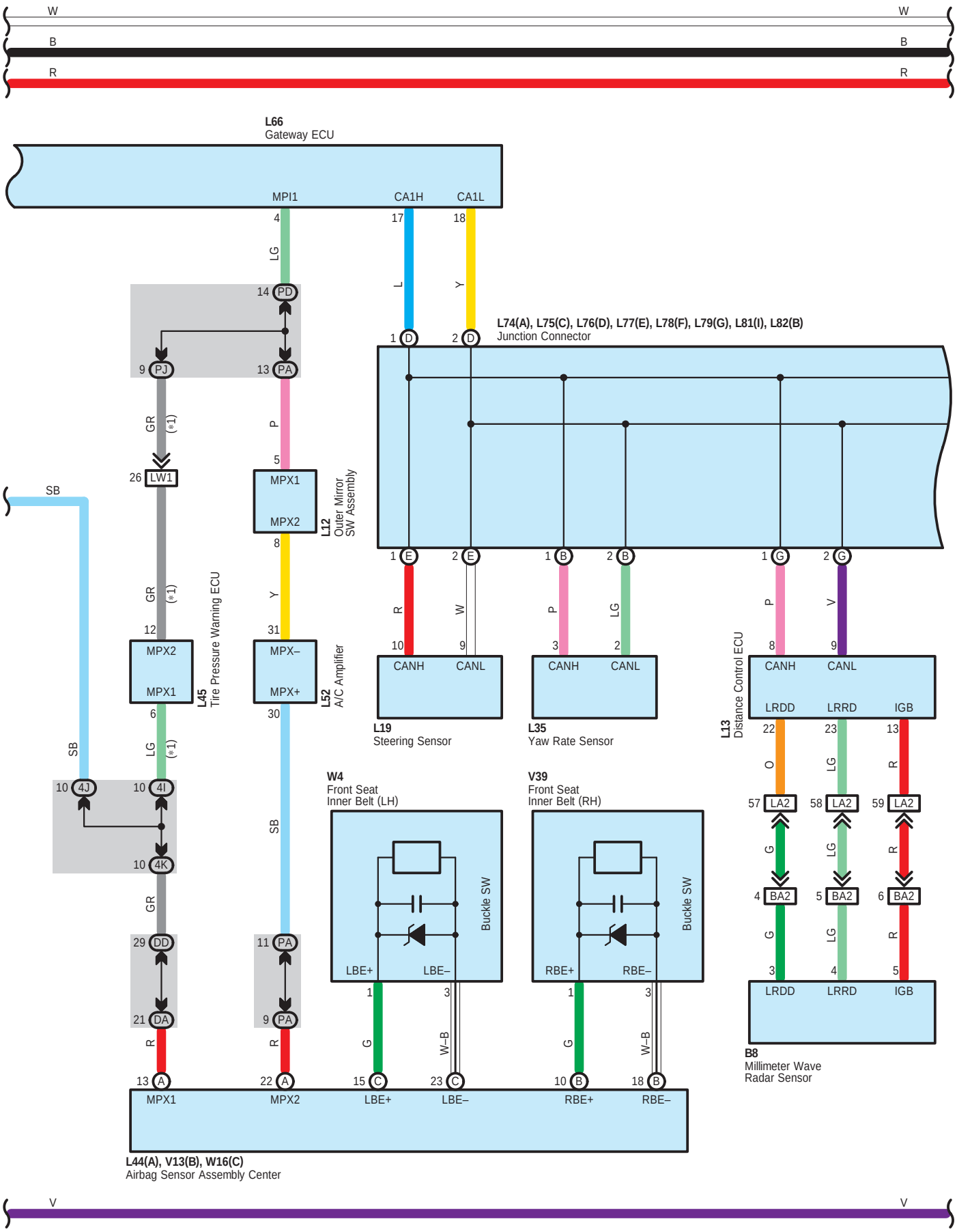
W
B
R
L66
Gateway ECU
MPI1
CA1H
CA1L
4
17
18
LG
L
Y
14 PD
1 D
2 D
L74(A), L75(C), L76(D), L77(E), L78(F), L79(G), L81(I), L82(B)
Junction Connector
9 PJ
13 PA
GR
(*1)
P
5
26 LW1
MPX1
MPX2
L12
Outer Mirror
SW Assembly
SB
8
Y
31
GR
(*1)
12
MPX2
MPX1
L45
Tire Pressure Warning ECU
MPX–
MPX+
L52
A/C Amplifier
6
30
LG
(*1)
SB
10 4J
10 4I
10 4K
GR
29 DD
21 DA
11 PA
9 PA
R
R
13 A
22 A
MPX1
MPX2
1 E
2 E
1 B
2 B
1 G
2 G
R
W
P
LG
P
V
10
9
3
2
8
9
CANH
CANL
CANH
CANL
CANH
CANL
L19
Steering Sensor
L35
Yaw Rate Sensor
L13
Distance Control ECU
LRDD
LRRD
IGB
22
23
13
O
LG
R
57 LA2
58 LA2
59 LA2
G
LG
R
4 BA2
5 BA2
6 BA2
G
LG
R
3
4
5
LRDD
LRRD
IGB
B8
Millimeter Wave
Radar Sensor
W4
Front Seat
Inner Belt (LH)
V39
Front Seat
Inner Belt (RH)
Buckle SW
Buckle SW
LBE+
LBE–
RBE+
RBE–
1
3
1
3
G
W–B
G
W–B
15 C
23 C
10 B
18 B
LBE+
LBE–
RBE+
RBE–
L44(A), V13(B), W16(C)
Airbag Sensor Assembly Center
V
V

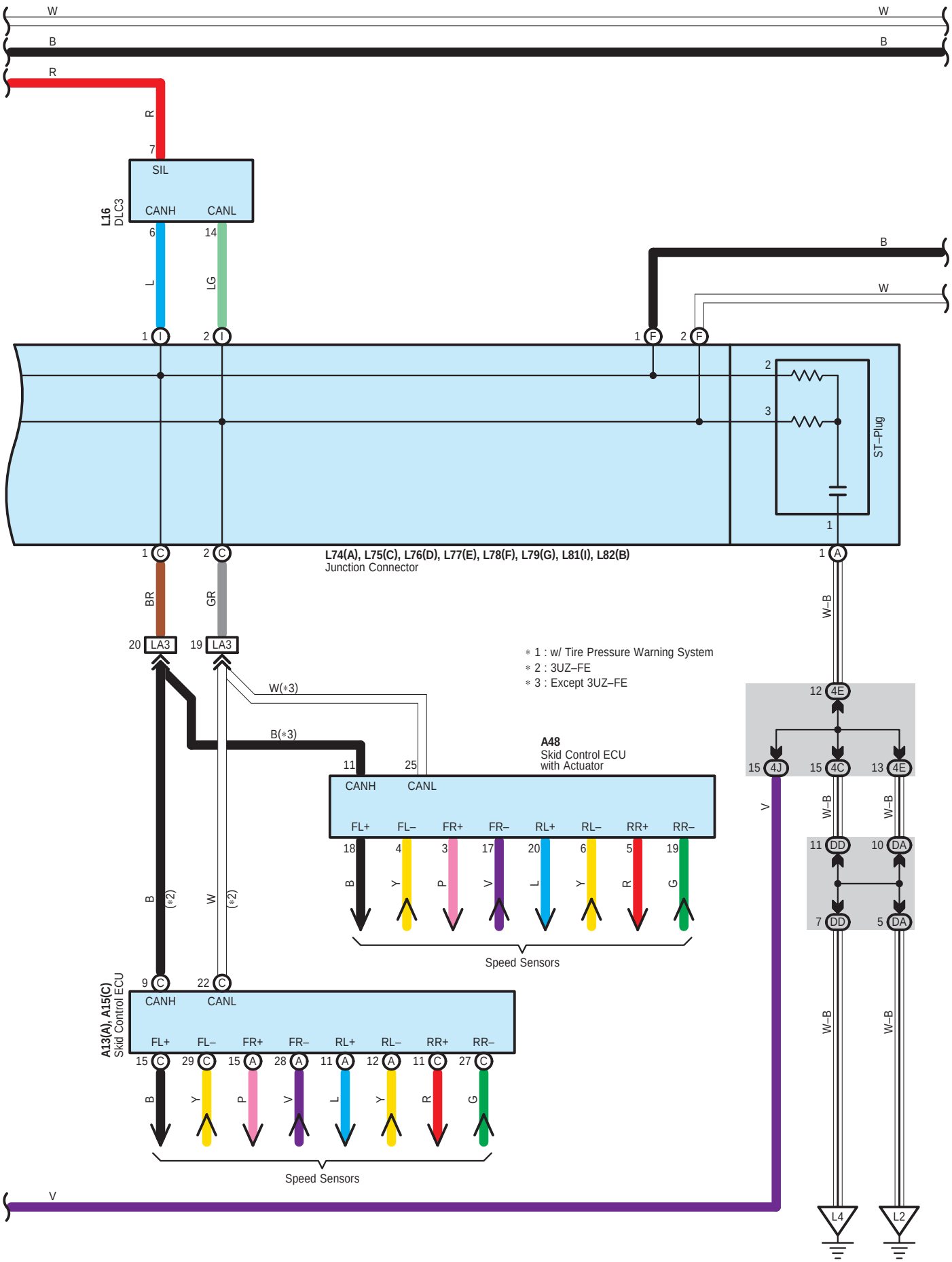
W
B
R
7
SIL
L16
DLC3
CANH
CANL
6
14
L
LG
1 I
2 I
1 F
2 F
2
3
ST–Plug
1
1 C
2 C
L74(A), L75(C), L76(D), L77(E), L78(F), L79(G), L81(I), L82(B)
Junction Connector
1 A
BR
GR
W–B
20 LA3
19 LA3
∗ 1 : w/ Tire Pressure Warning System
∗ 2 : 3UZ–FE
∗ 3 : Except 3UZ–FE
W(∗3)
B(∗3)
12 4E
A48
Skid Control ECU
with Actuator
11
25
15 4J
15 4C
13 4E
V
11 DD
10 DA
7 DD
5 DA
FL+
FL–
FR+
FR–
RL+
RL–
RR+
RR–
18
4
3
17
20
6
5
19
Y
P
R
G
(∗2)
Speed Sensors
9 C
22 C
A13(A), A15(C)
Skid Control ECU
15 C
29 C
15 A
28 A
11 A
12 A
11 C
27 C
L4
L2

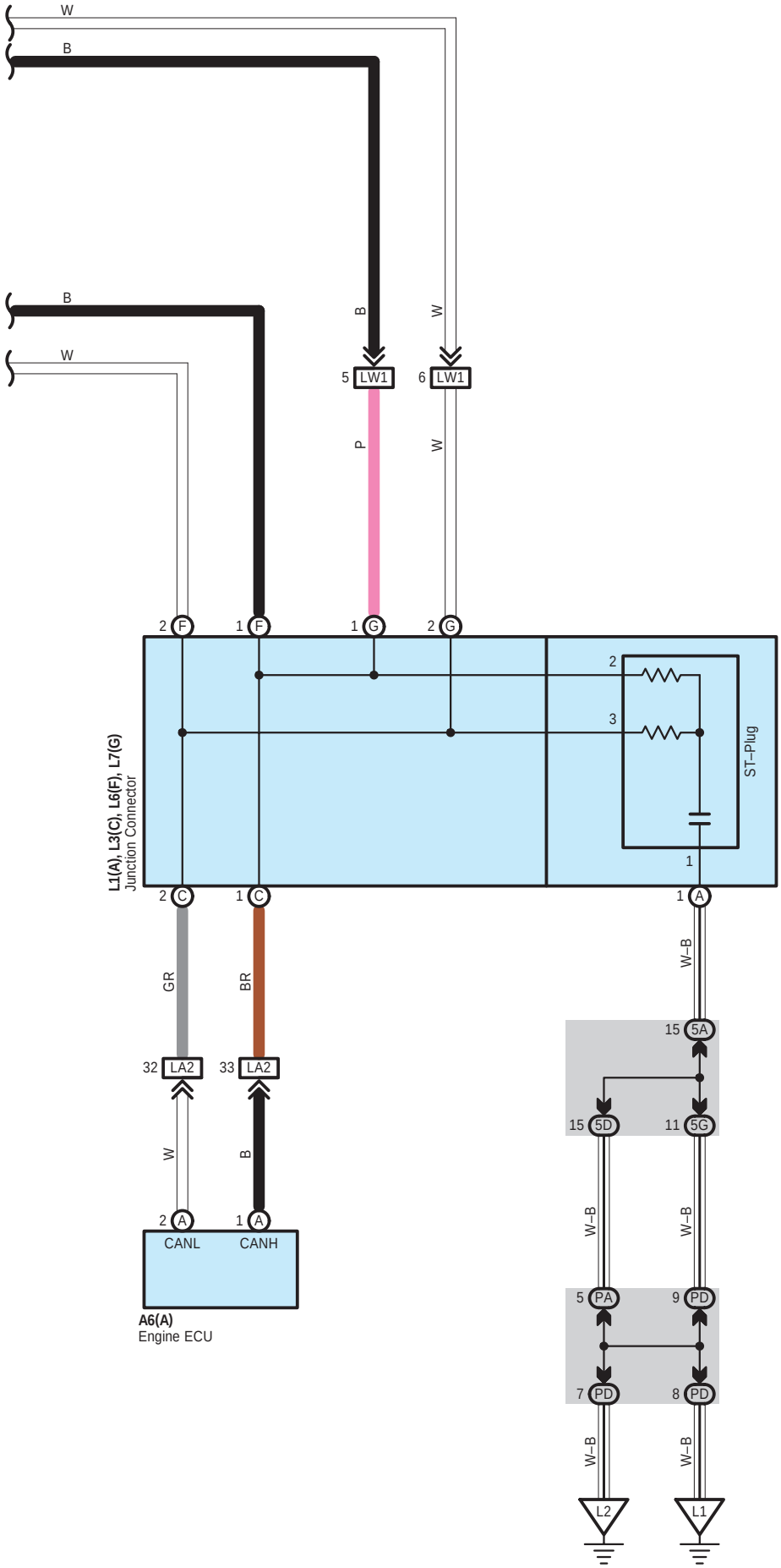
W
B
B
W
B
W
5 LW1
6 LW1
P
W
2 F
1 F
1 G
2 G
2
3
1
ST–Plug
L1(A), L3(C), L6(F), L7(G)
Junction Connector
2 C
1 C
1 A
GR
BR
W–B
15 5A
32 LA2
33 LA2
15 5D
11 5G
W
B
W–B
W–B
2 A
1 A
CANL
CANH
A6(A)
Engine ECU
5 PA
9 PD
7 PD
8 PD
W–B
W–B
L2
L1

A 6
White

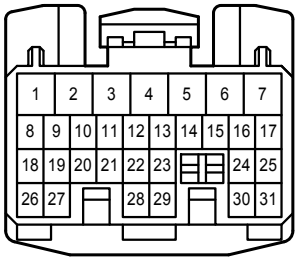

A 13
Black

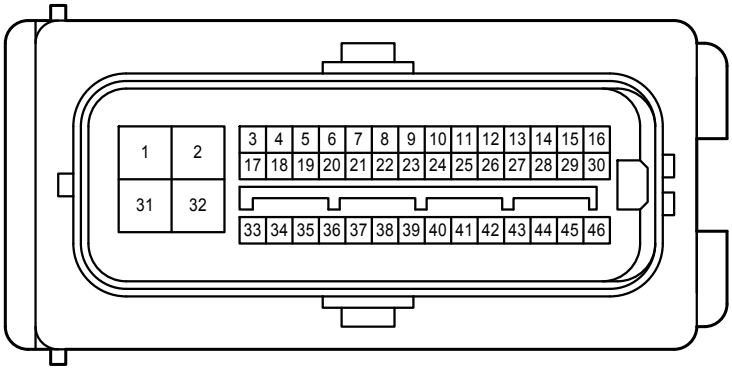

A 15
Gray

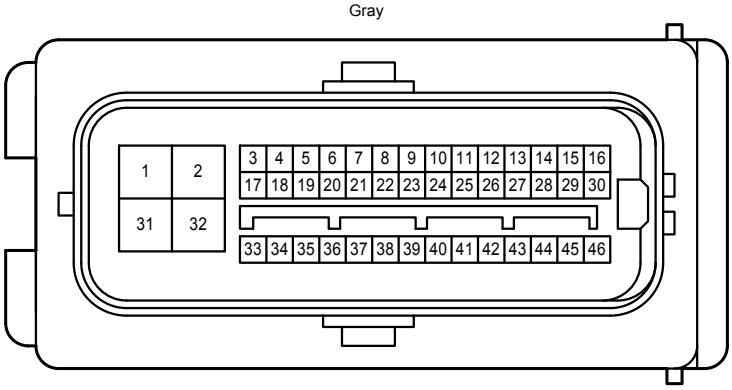

A 34
Blue

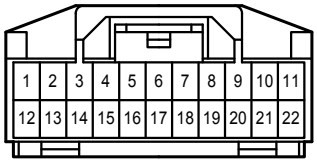

A 35
Blue

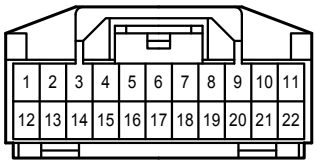

A 48
Black

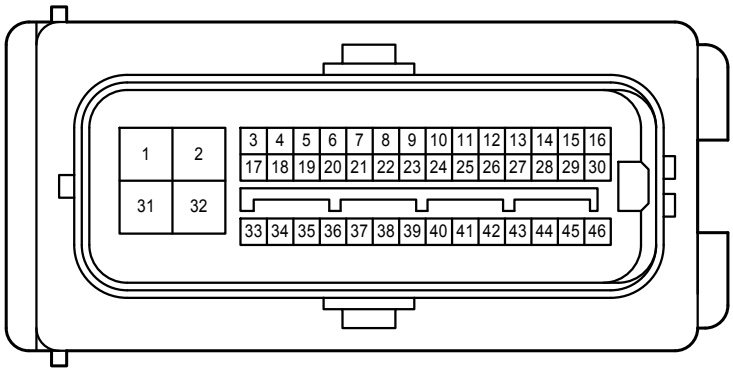

B 8
Black

L 1
White

L 3
White

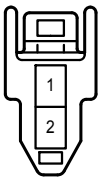

L 6
White

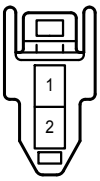

L 7
White

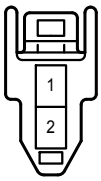

L 12
White

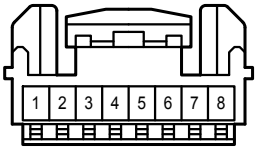

L 13
White

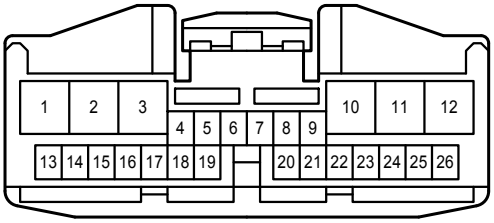

L 16
White

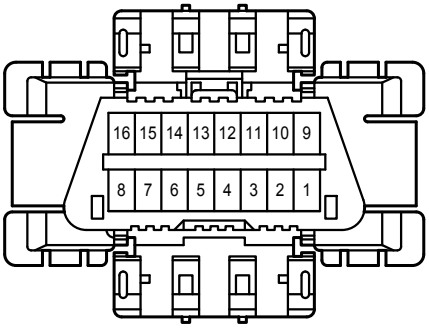

L 19
Gray

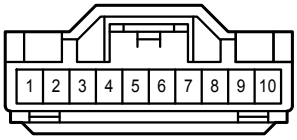

L 31
White

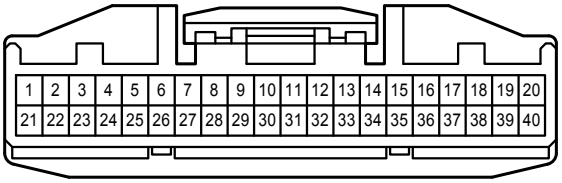

L 35
Black



L 44
Yellow

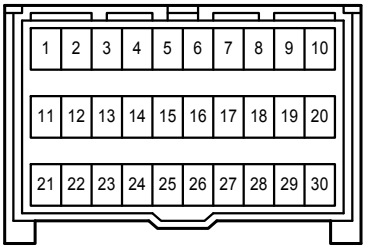

L 45
Black

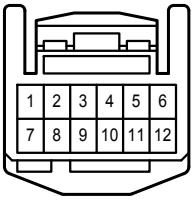

L 52
White

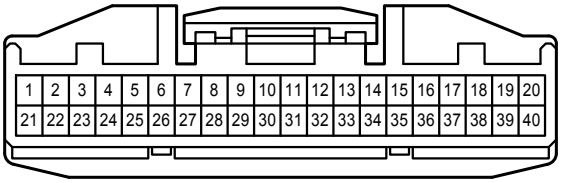

L 66
White

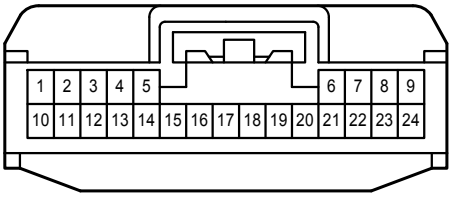

L 74
White

L 75
White

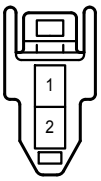

L 76
White

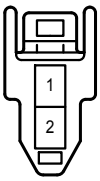

L 77
White

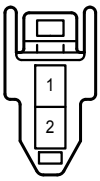

L 78
White

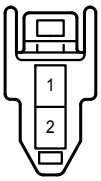

L 79
White

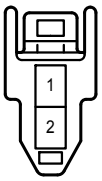

L 81
White

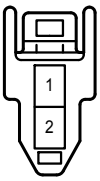

L 82
White

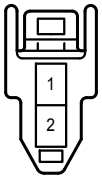

V 8
White



V 13
Yellow

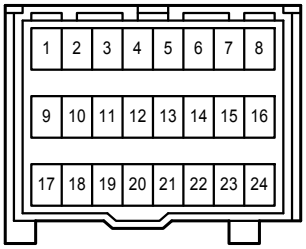

V 39
White

W 4
White

W 6
White



W 16
Yellow

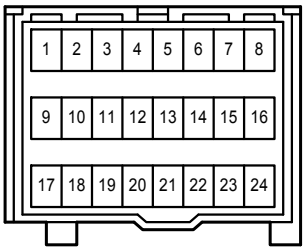

W 25
Gray

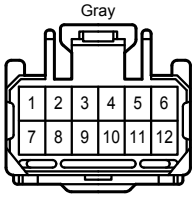

W 26
Gray

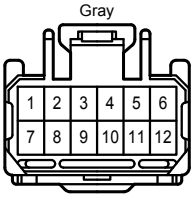

W 30
White

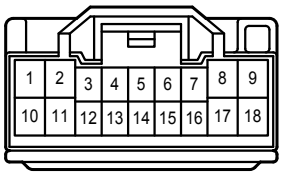

4A
White

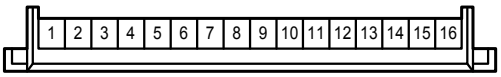

4C
White

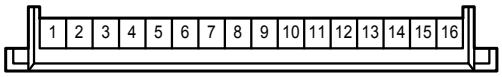

4D
White

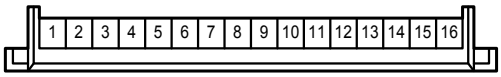

4E
White

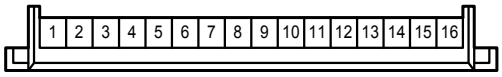

4H
White

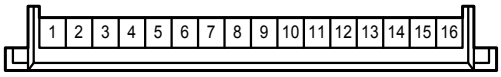

4I
White

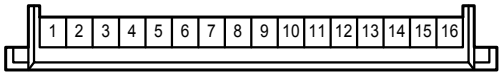

4J
White

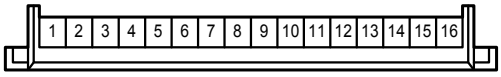

4K
White

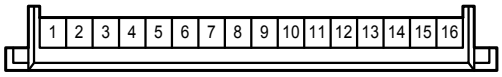

5A
White

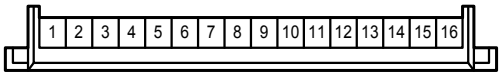

5D
White

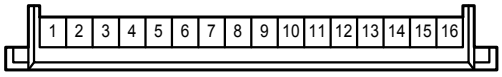

5G
White

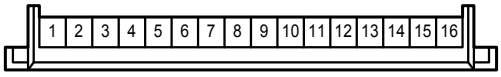

DA
White

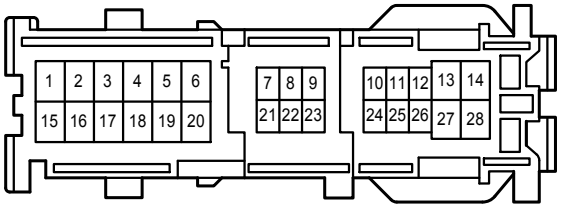

DD
White

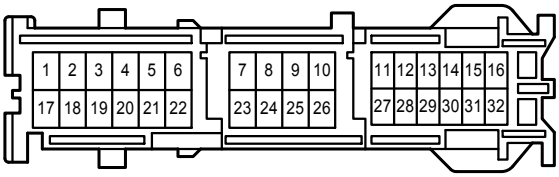

DK
Gray

LC
White

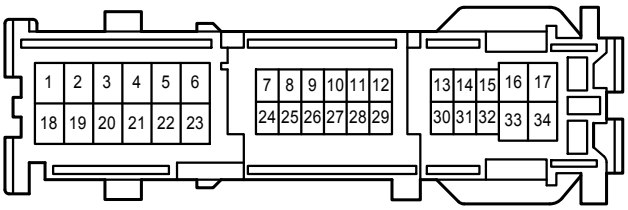

PA
White

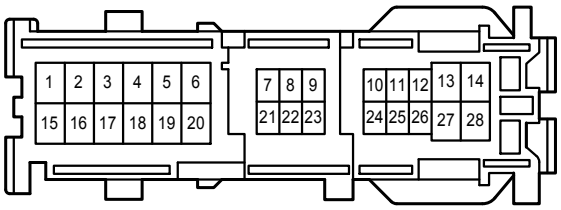

PD
White

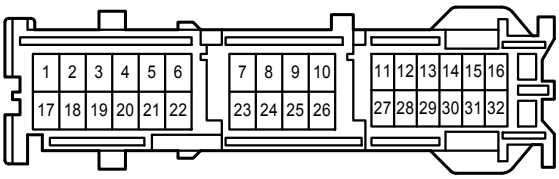

PJ
Gray

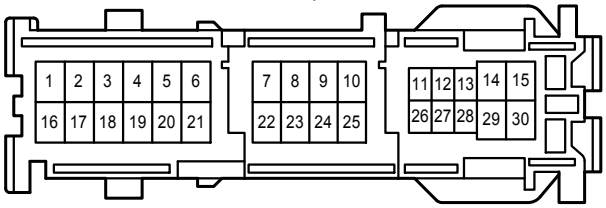

BA2
Gray

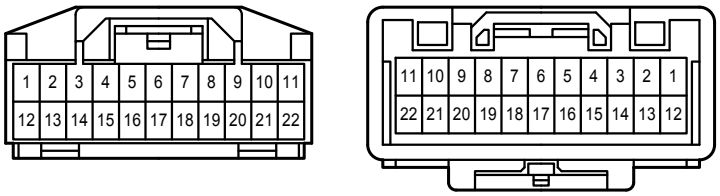

LA2
White

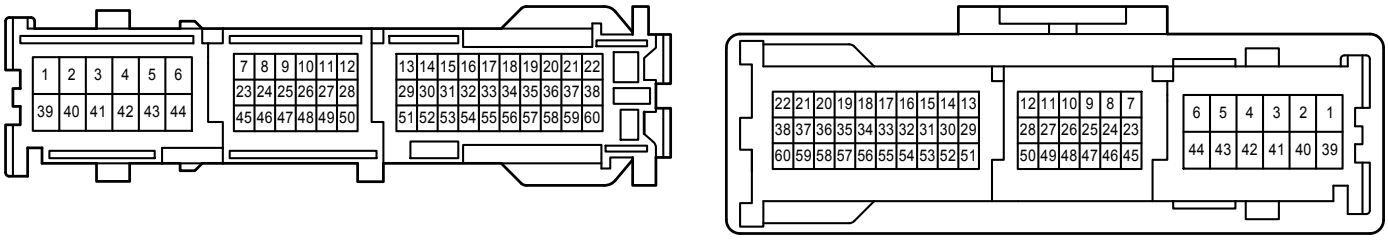

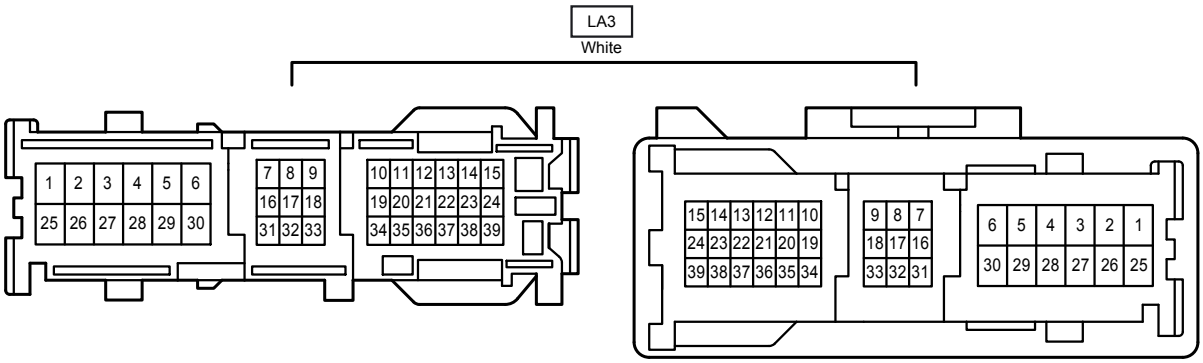
LA3
White
1 2 3 4 5 6
25 26 27 28 29 30
7 8 9
16 17 18
31 32 33
10 11 12 13 14 15
19 20 21 22 23 24
34 35 36 37 38 39
15 14 13 12 11 10
24 23 22 21 20 19
39 38 37 36 35 34
9 8 7
18 17 16
33 32 31
6 5 4 3 2 1
30 29 28 27 26 25

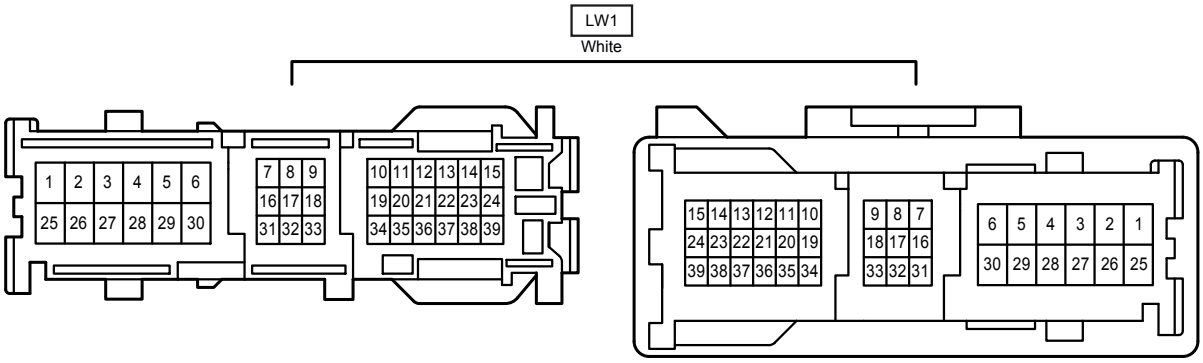
LW1
White
1 2 3 4 5 6
25 26 27 28 29 30
7 8 9
16 17 18
31 32 33
10 11 12 13 14 15
19 20 21 22 23 24
34 35 36 37 38 39
15 14 13 12 11 10
24 23 22 21 20 19
39 38 37 36 35 34
9 8 7
18 17 16
33 32 31
6 5 4 3 2 1
30 29 28 27 26 25

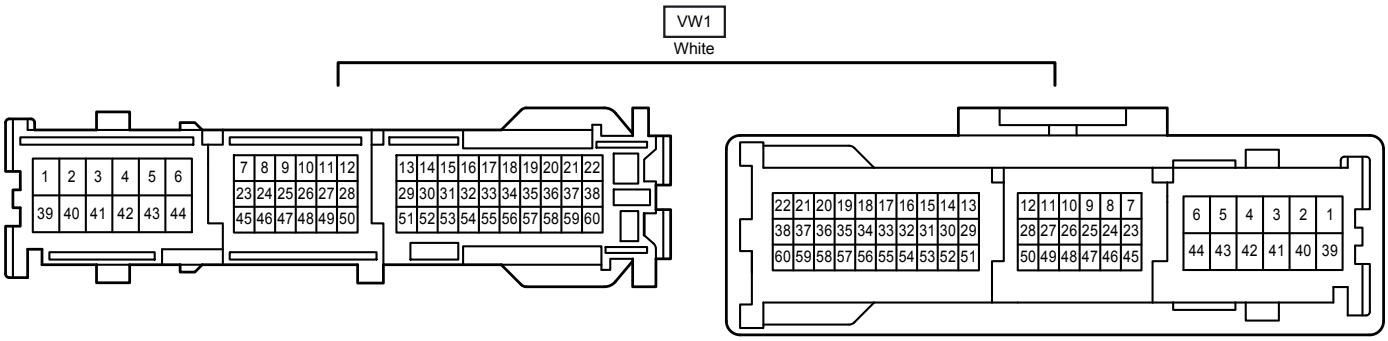
VW1
White
1 2 3 4 5 6
39 40 41 42 43 44
7 8 9 10 11 12
23 24 25 26 27 28
45 46 47 48 49 50
13 14 15 16 17 18 19 20 21 22
29 30 31 32 33 34 35 36 37 38
51 52 53 54 55 56 57 58 59 60
22 21 20 19 18 17 16 15 14 13
38 37 36 35 34 33 32 31 30 29
60 59 58 57 56 55 54 53 52 51
12 11 10 9 8 7
28 27 26 25 24 23
50 49 48 47 46 45
6 5 4 3 2 1
44 43 42 41 40 39