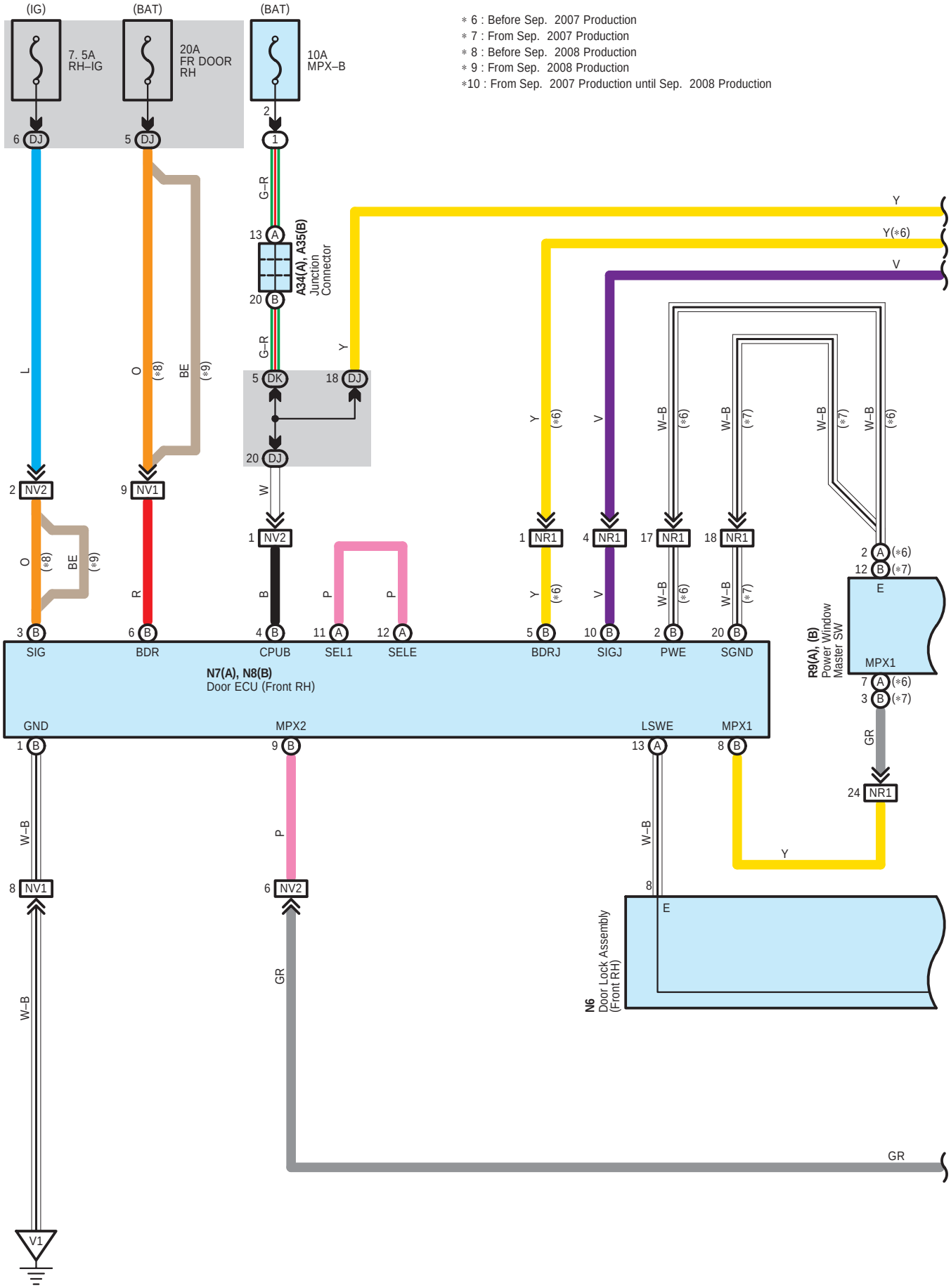
(IG)
(BAT)
(BAT)
7. 5A
RH–IG
20A
FR DOOR
RH
10A
MPX–B
∗ 6 : Before Sep. 2007 Production
∗ 7 : From Sep. 2007 Production
∗ 8 : Before Sep. 2008 Production
∗ 9 : From Sep. 2008 Production
∗10 : From Sep. 2007 Production until Sep. 2008 Production
A34(A), A35(B)
Junction
Connector
NV2
NV1
NR1
N7(A), N8(B)
Door ECU (Front RH)
SIG
BDR
CPUB
SEL1
SELE
BDRJ
SIGJ
PWE
SGND
GND
MPX2
LSWE
MPX1
R9(A), (B)
Power Window
Master SW
N6
Door Lock Assembly
(Front RH)
V1

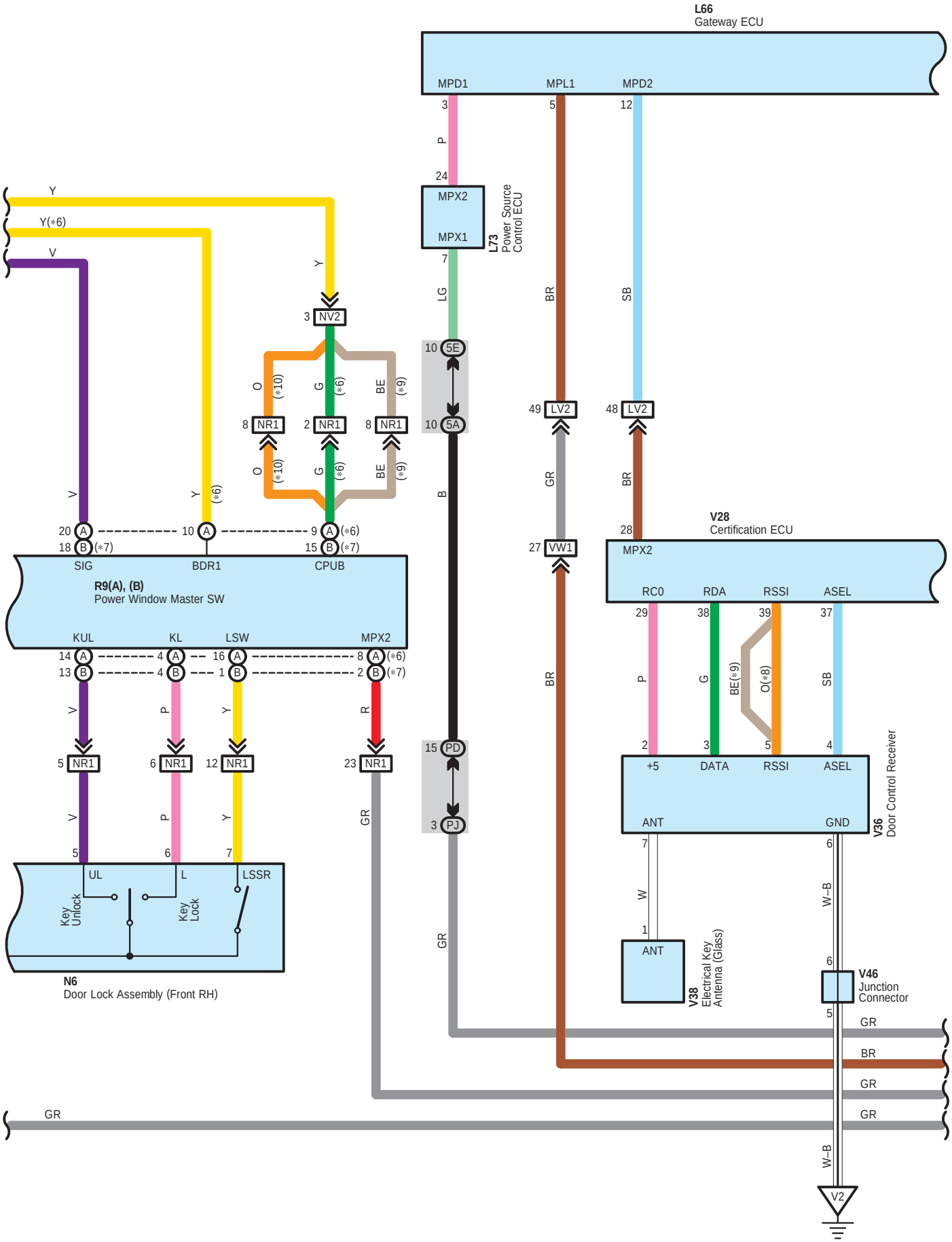
L66
Gateway ECU
MPD1
MPL1
MPD2
3
5
12
P
24
MPX2
MPX1
L73
Power Source
Control ECU
7
LG
BR
SB
10 5E
10 5A
B
49 LV2
48 LV2
GR
BR
27 VW1
28
V28
Certification ECU
MPX2
RC0
RDA
RSSI
ASEL
29
38
39
37
P
G
BE(*9)
O(*8)
SB
2
3
5
4
+5
DATA
RSSI
ASEL
ANT
GND
V36
Door Control Receiver
7
6
W
W–B
1
ANT
V38
Electrical Key
Antenna (Glass)
6
V46
Junction
Connector
5
GR
BR
GR
GR
W–B
V2
15 PD
3 PJ
GR
Y
Y(*6)
V
Y
3 NV2
O
(*10)
G
(*6)
BE
(*9)
8 NR1
2 NR1
8 NR1
V
Y
(*6)
20 A
18 B (*7)
10 A
9 A (*6)
15 B (*7)
SIG
BDR1
CPUB
R9(A), (B)
Power Window Master SW
KUL
KL
LSW
MPX2
14 A
13 B
4 A
4 B
16 A
1 B
8 A (*6)
2 B (*7)
V
P
Y
R
5 NR1
6 NR1
12 NR1
23 NR1
V
P
Y
GR
5
6
7
UL
L
LSSR
Key
Unlock
Key
Lock
N6
Door Lock Assembly (Front RH)
GR
GR

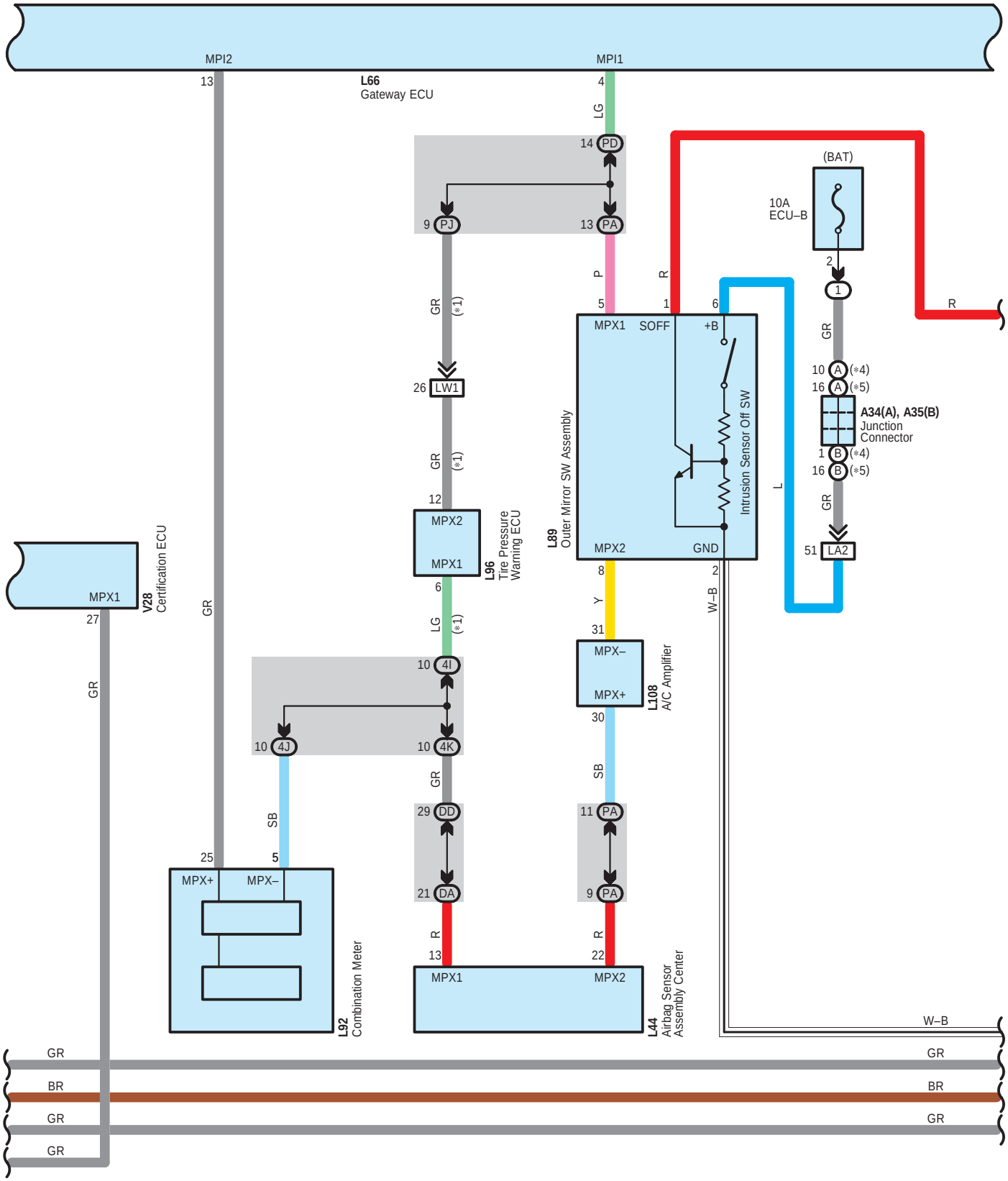
MPI2
MPI1
L66
Gateway ECU
LG
PD
PJ
PA
(BAT)
10A
ECU–B
GR
(*1)
LW1
MPX1
SOFF
+B
MPX2
GND
Intrusion Sensor Off SW
L89
Outer Mirror SW Assembly
A34(A), A35(B)
Junction
Connector
(*4)
(*5)
LA2
L96
Tire Pressure
Warning ECU
V28
Certification ECU
4I
4J
4K
DD
DA
MPX–
MPX+
L108
A/C Amplifier
SB
L92
Combination Meter
L44
Airbag Sensor
Assembly Center
W–B
BR

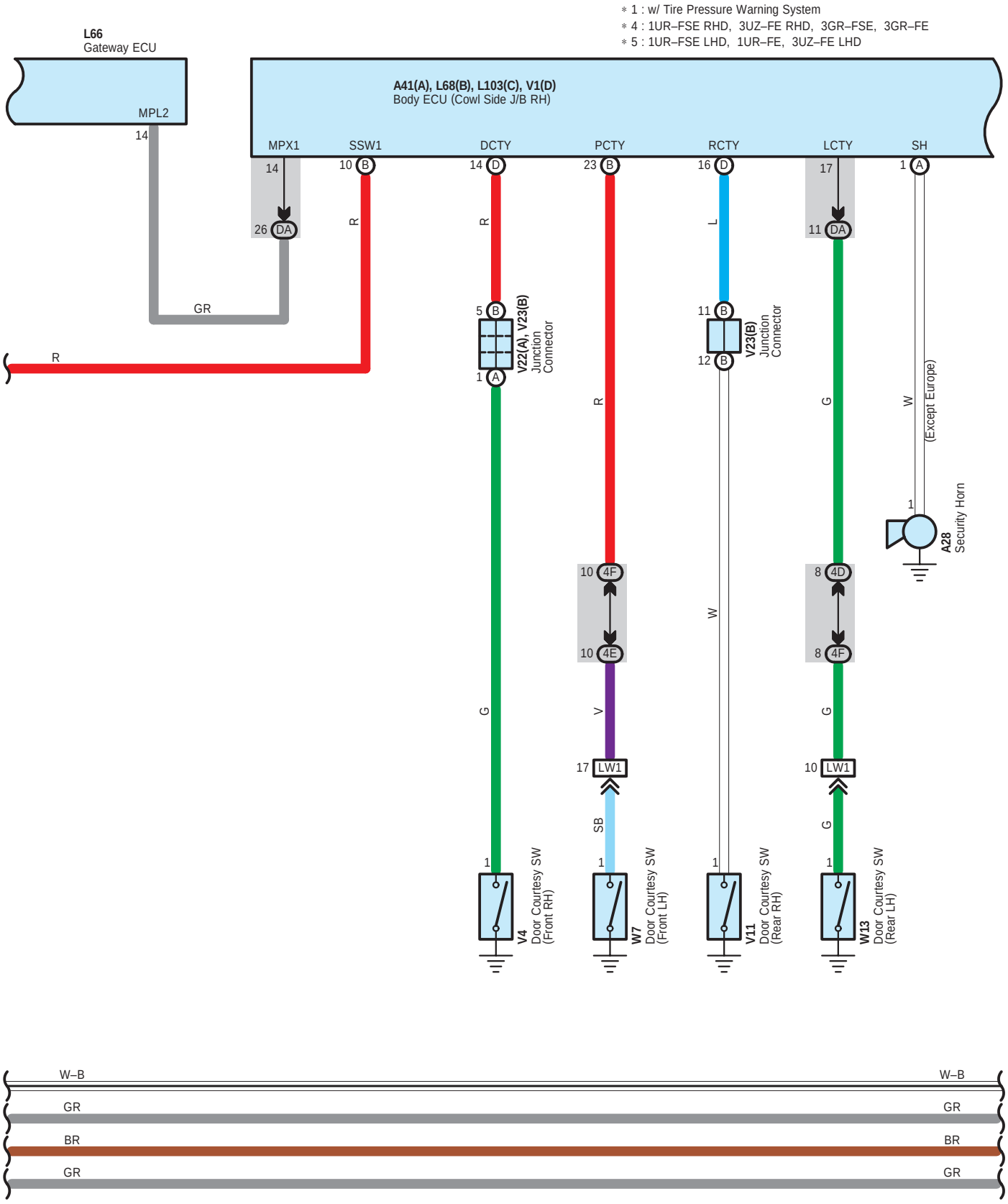
∗ 1 : w/ Tire Pressure Warning System
∗ 4 : 1UR–FSE RHD, 3UZ–FE RHD, 3GR–FSE, 3GR–FE
∗ 5 : 1UR–FSE LHD, 1UR–FE, 3UZ–FE LHD
L66
Gateway ECU
MPL2
14
A41(A), L68(B), L103(C), V1(D)
Body ECU (Cowl Side J/B RH)
MPX1
SSW1
DCTY
PCTY
RCTY
LCTY
SH
14
26 DA
10 B
14 D
23 B
16 D
17
11 DA
1 A
GR
R
R
R
L
5 B
1 A
V22(A), V23(B)
Junction
Connector
11 B
12 B
V23(B)
Junction
Connector
R
G
W
(Except Europe)
1
A28
Security Horn
10 4F
10 4E
8 4D
8 4F
W
G
V
G
17 LW1
10 LW1
SB
G
1
V4
Door Courtesy SW
(Front RH)
1
W7
Door Courtesy SW
(Front LH)
1
V11
Door Courtesy SW
(Rear RH)
1
W13
Door Courtesy SW
(Rear LH)
W–B
W–B
GR
GR
BR
BR
GR
GR

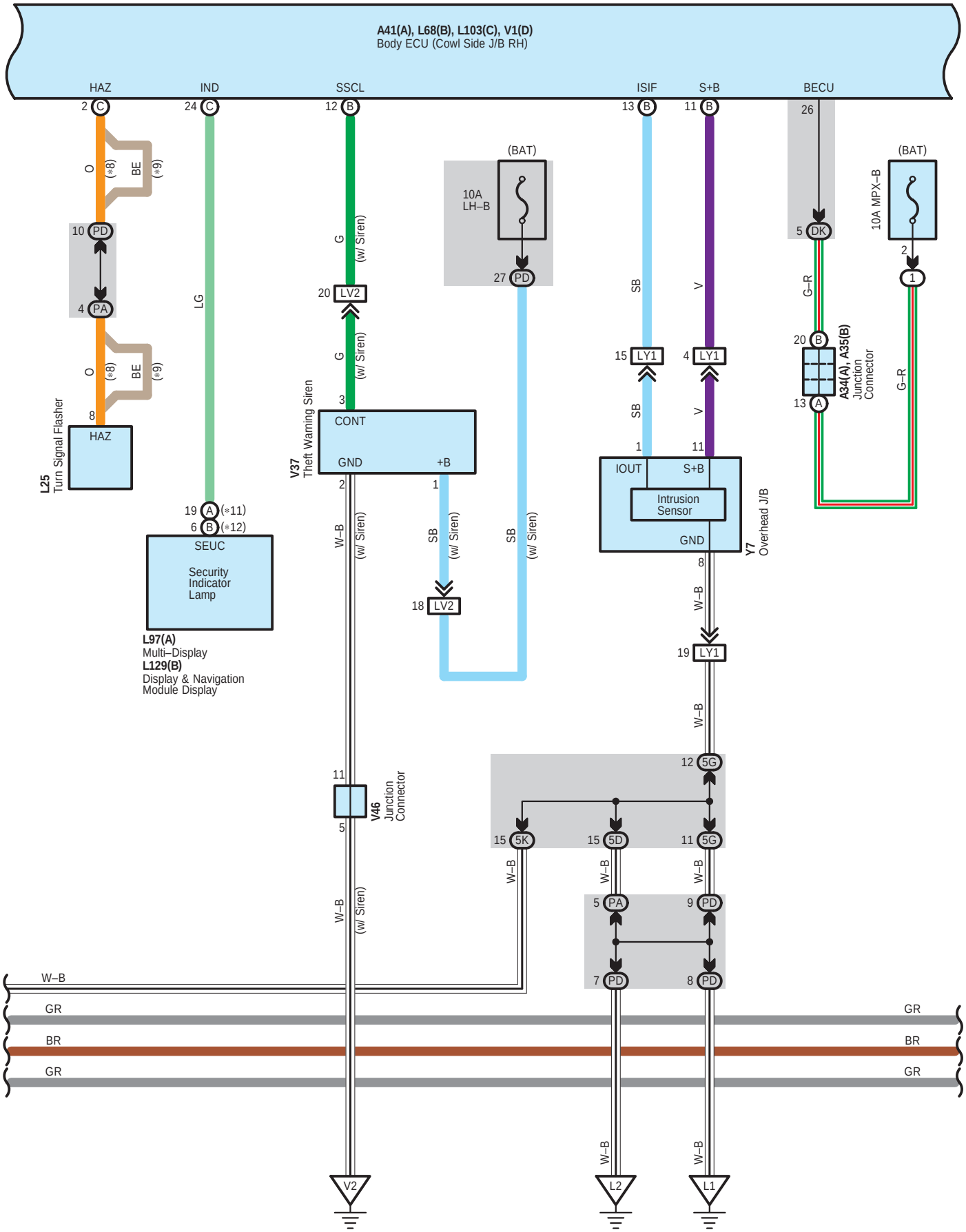
A41(A), L68(B), L103(C), V1(D)
Body ECU (Cowl Side J/B RH)
HAZ
IND
SSCL
ISIF
S+B
BECU
(BAT)
10A LH–B
10A MPX–B
L25
Turn Signal Flasher
HAZ
V37
Theft Warning Siren
CONT
GND
+B
SEUC
Security Indicator Lamp
L97(A)
Multi–Display
L129(B)
Display & Navigation Module Display
IOUT
S+B
Intrusion Sensor
GND
Y7
Overhead J/B
A34(A), A35(B)
Junction Connector
V46
Junction Connector
(w/ Siren)
V2
L2
L1

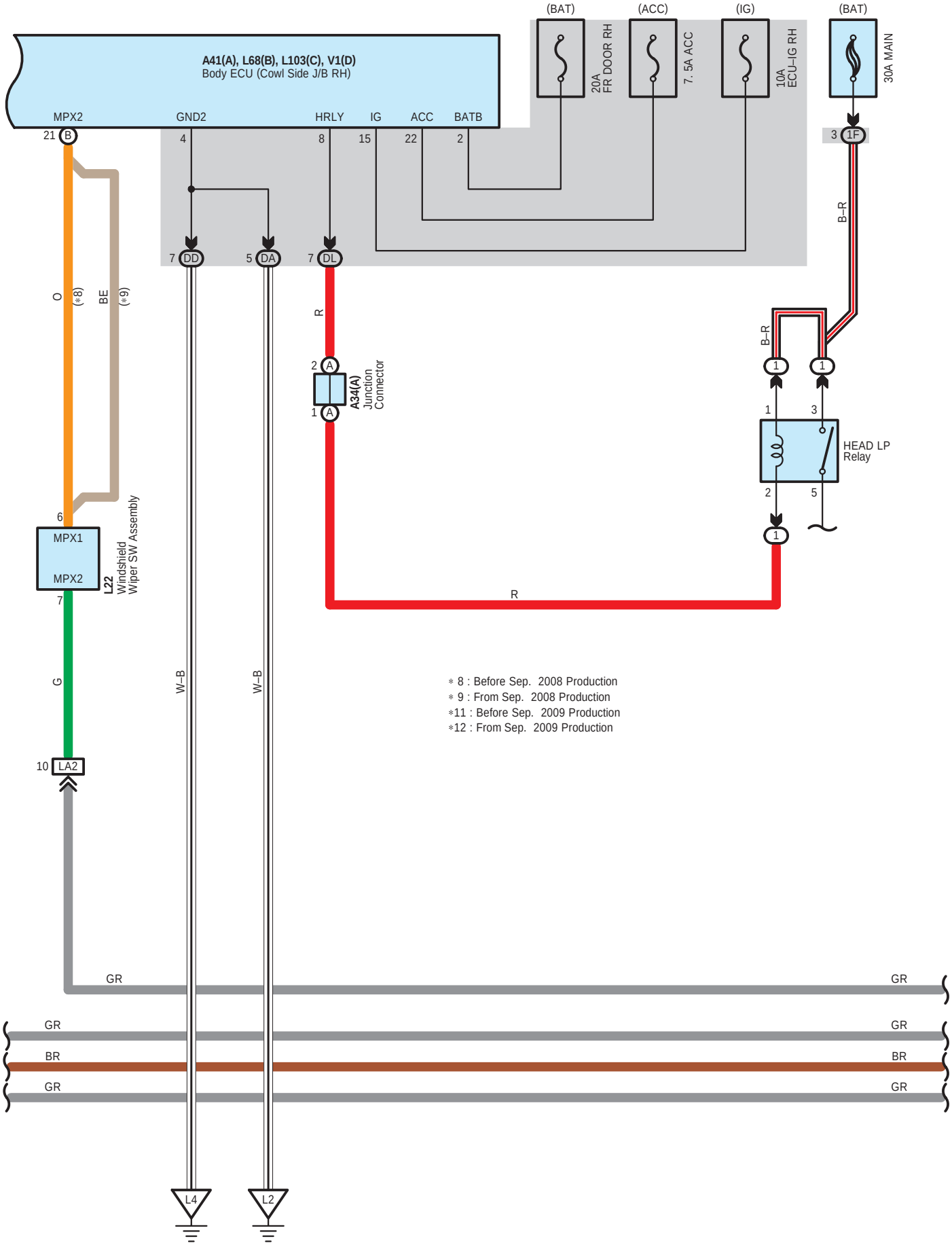

* 8 : Before Sep. 2008 Production
* 9 : From Sep. 2008 Production
*11 : Before Sep. 2009 Production
*12 : From Sep. 2009 Production

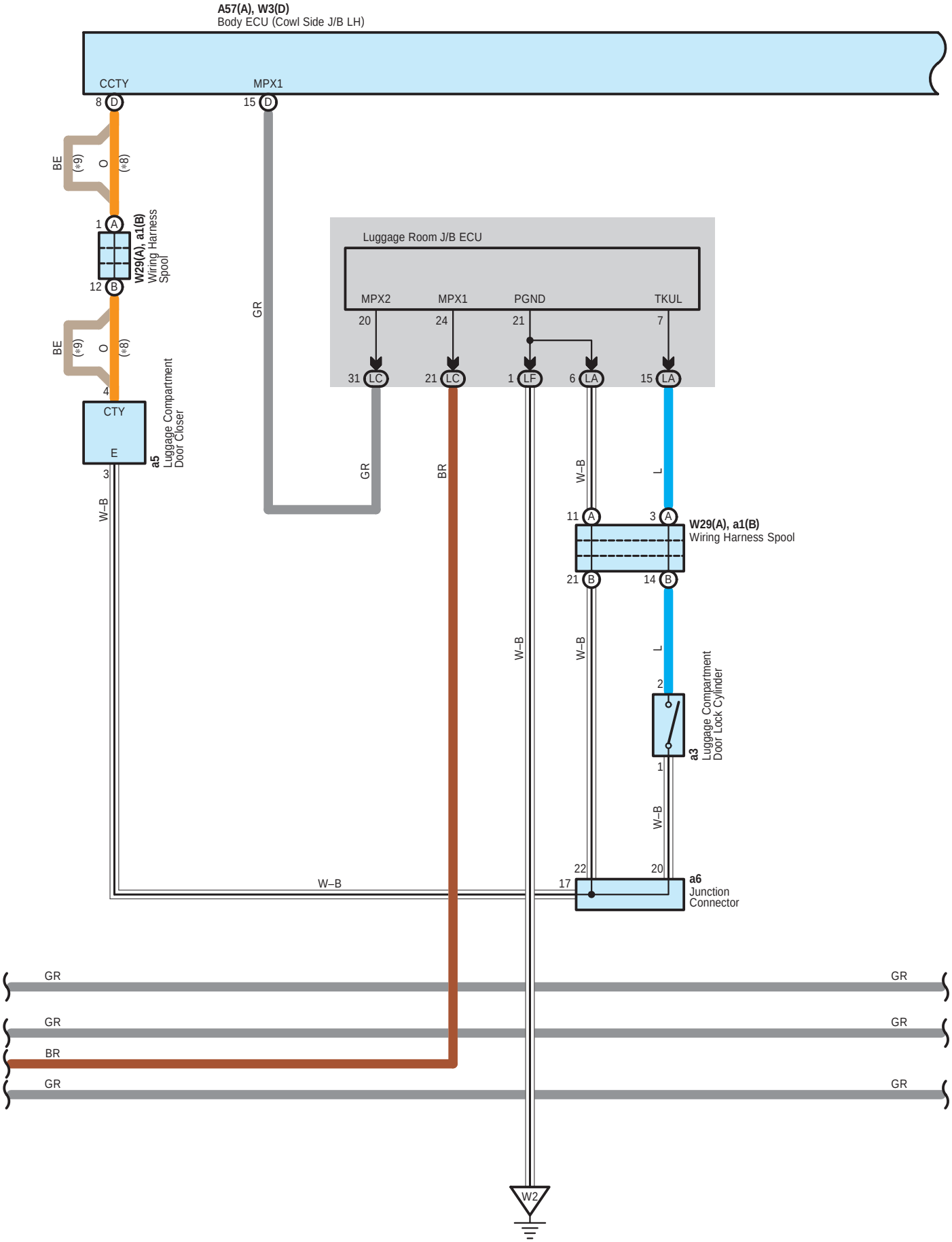
A57(A), W3(D)
Body ECU (Cowl Side J/B LH)
CCTY
MPX1
8 D
15 D
BE
(*9)
O
(*8)
1 A
W29(A), a1(B)
Wiring Harness Spool
12 B
BE
(*9)
O
(*8)
4
CTY
E
a5
Luggage Compartment Door Closer
3
W–B
GR
Luggage Room J/B ECU
MPX2
MPX1
PGND
TKUL
20
24
21
7
31 LC
21 LC
1 LF
6 LA
15 LA
GR
BR
W–B
L
11 A
3 A
W29(A), a1(B)
Wiring Harness Spool
21 B
14 B
W–B
W–B
L
2
a3
Luggage Compartment Door Lock Cylinder
1
W–B
22
20
17
a6
Junction Connector
W–B
GR
GR
GR
GR
BR
GR
GR
W2

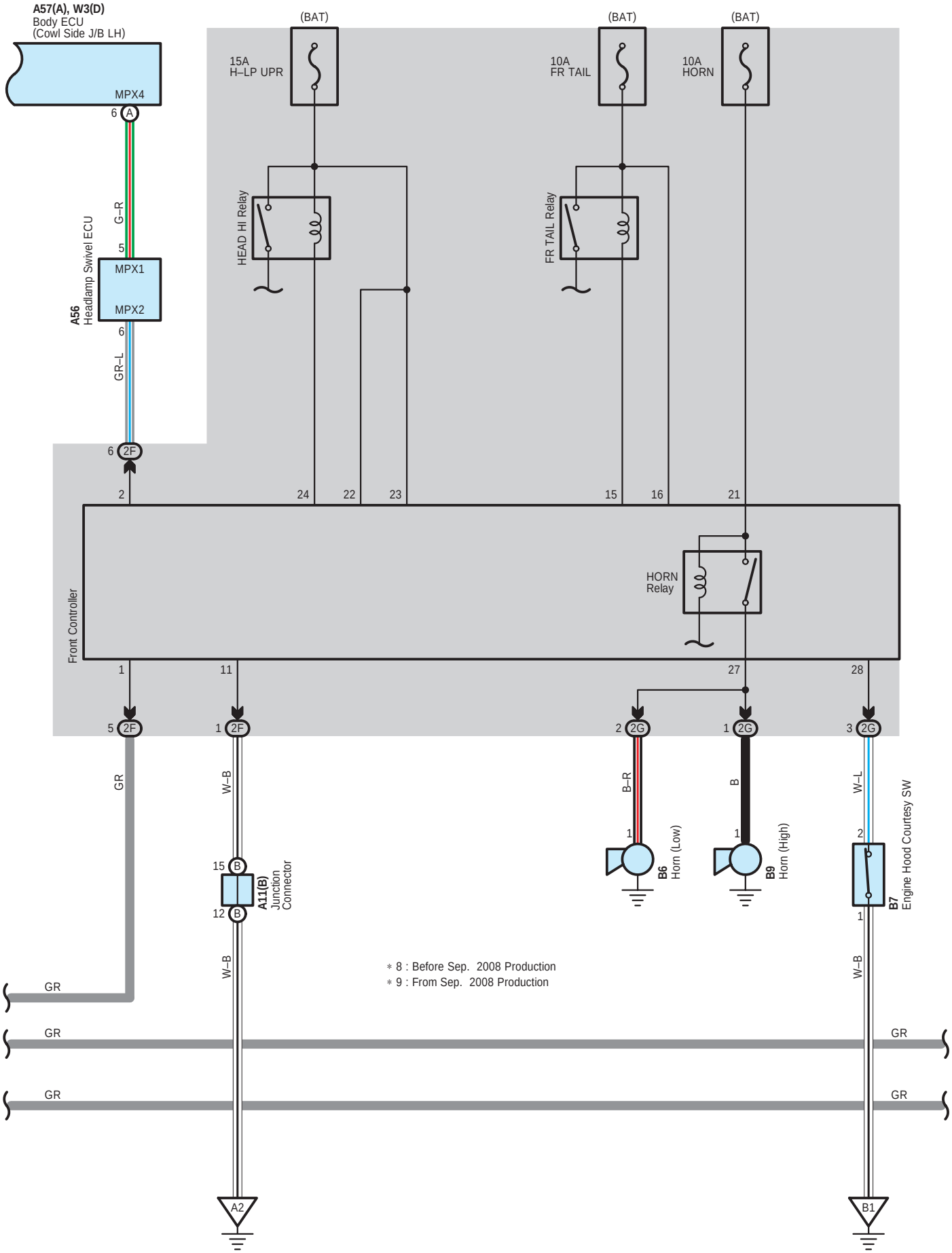
A57(A), W3(D)
Body ECU
(Cowl Side J/B LH)
MPX4
6 A
G–R
5
MPX1
MPX2
A56
Headlamp Swivel ECU
6
GR–L
6 2F
2
(BAT)
15A
H–LP UPR
HEAD HI Relay
24
22
23
(BAT)
10A
FR TAIL
FR TAIL Relay
15
16
(BAT)
10A
HORN
21
HORN
Relay
Front Controller
1
11
27
28
5 2F
1 2F
2 2G
1 2G
3 2G
GR
W–B
B–R
B
W–L
15 B
12 B
A11(B)
Junction
Connector
1
B6
Horn (Low)
1
B9
Horn (High)
2
B7
Engine Hood Courtesy SW
1
W–B
W–B
GR
GR
GR
GR
GR
A2
B1
∗ 8 : Before Sep. 2008 Production
∗ 9 : From Sep. 2008 Production

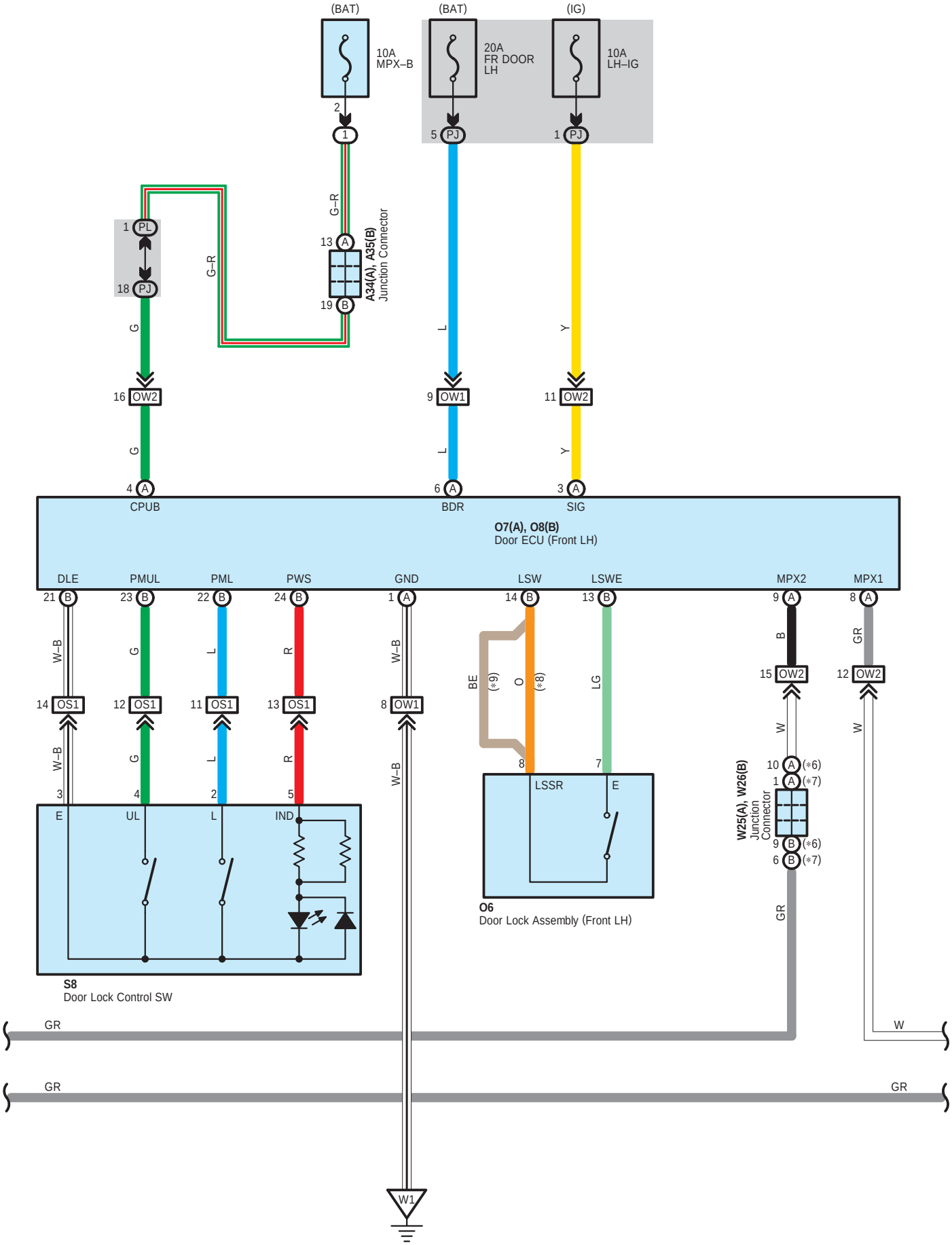
(BAT)
10A
MPX–B
(BAT)
20A
FR DOOR
LH
(IG)
10A
LH–IG
2
1
5 PJ
1 PJ
G–R
1 PL
18 PJ
G–R
13 A
19 B
A34(A), A35(B)
Junction Connector
G
L
Y
16 OW2
9 OW1
11 OW2
G
L
Y
4 A
6 A
3 A
CPUB
BDR
SIG
O7(A), O8(B)
Door ECU (Front LH)
DLE
PMUL
PML
PWS
GND
LSW
LSWE
MPX2
MPX1
21 B
23 B
22 B
24 B
1 A
14 B
13 B
9 A
8 A
W–B
G
L
R
W–B
BE
(*9)
O
(*8)
LG
B
GR
14 OS1
12 OS1
11 OS1
13 OS1
8 OW1
15 OW2
12 OW2
W–B
G
L
R
W–B
W
W
3
4
2
5
8
7
10 A (*6)
1 A (*7)
E
UL
L
IND
LSSR
E
W25(A), W26(B)
Junction
Connector
9 B (*6)
6 B (*7)
GR
S8
Door Lock Control SW
O6
Door Lock Assembly (Front LH)
GR
W
GR
GR
W1

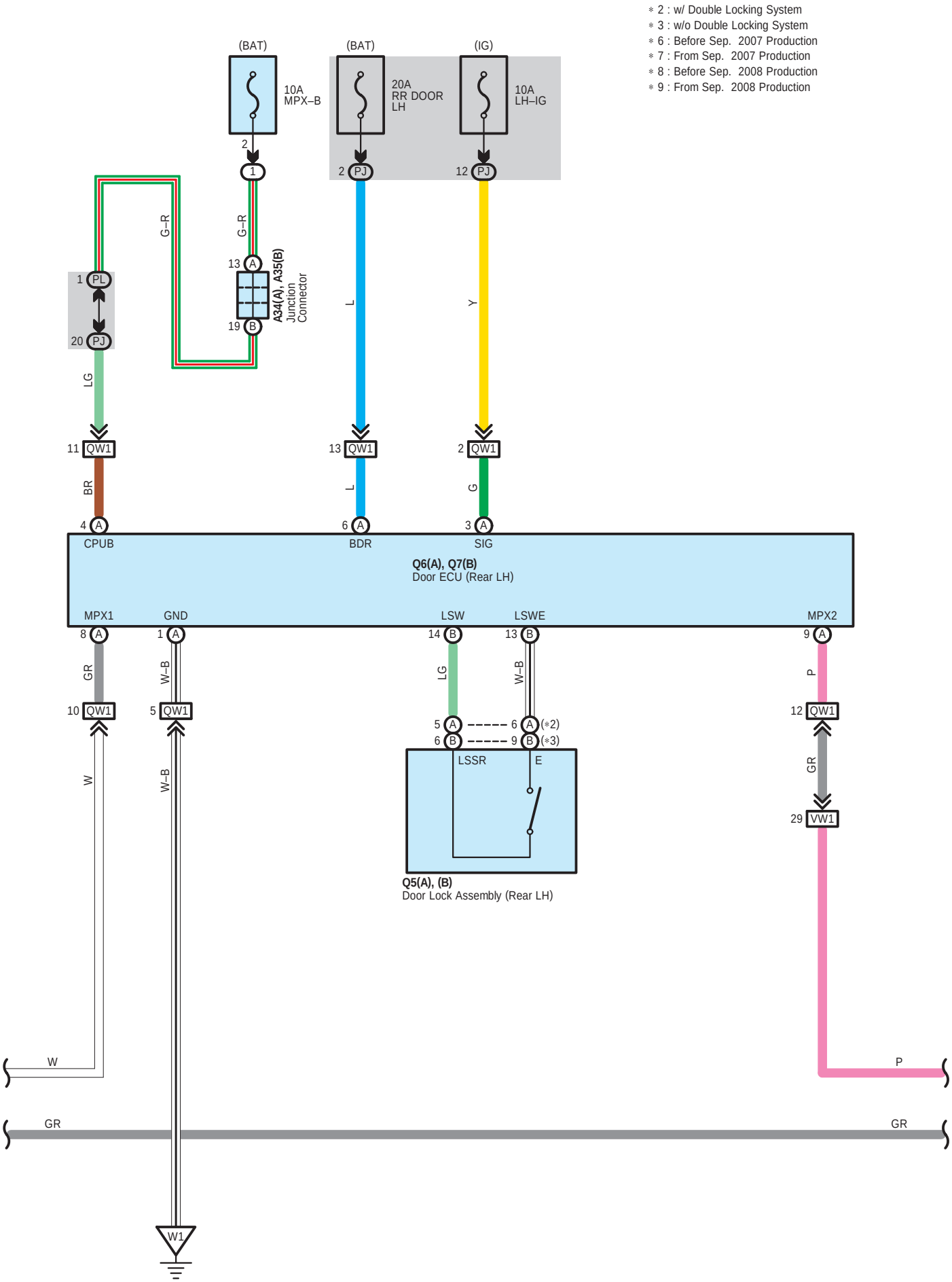
* 2 : w/ Double Locking System
* 3 : w/o Double Locking System
* 6 : Before Sep. 2007 Production
* 7 : From Sep. 2007 Production
* 8 : Before Sep. 2008 Production
* 9 : From Sep. 2008 Production
(BAT)
10A
MPX–B
(BAT)
20A
RR DOOR
LH
(IG)
10A
LH–IG
A34(A), A35(B)
Junction
Connector
G–R
G–R
L
Y
LG
BR
L
G
CPUB
BDR
SIG
Q6(A), Q7(B)
Door ECU (Rear LH)
MPX1
GND
LSW
LSWE
MPX2
GR
W–B
LG
W–B
P
W
W–B
(*2)
(*3)
LSSR
E
GR
Q5(A), (B)
Door Lock Assembly (Rear LH)
W
P
GR
GR
W1

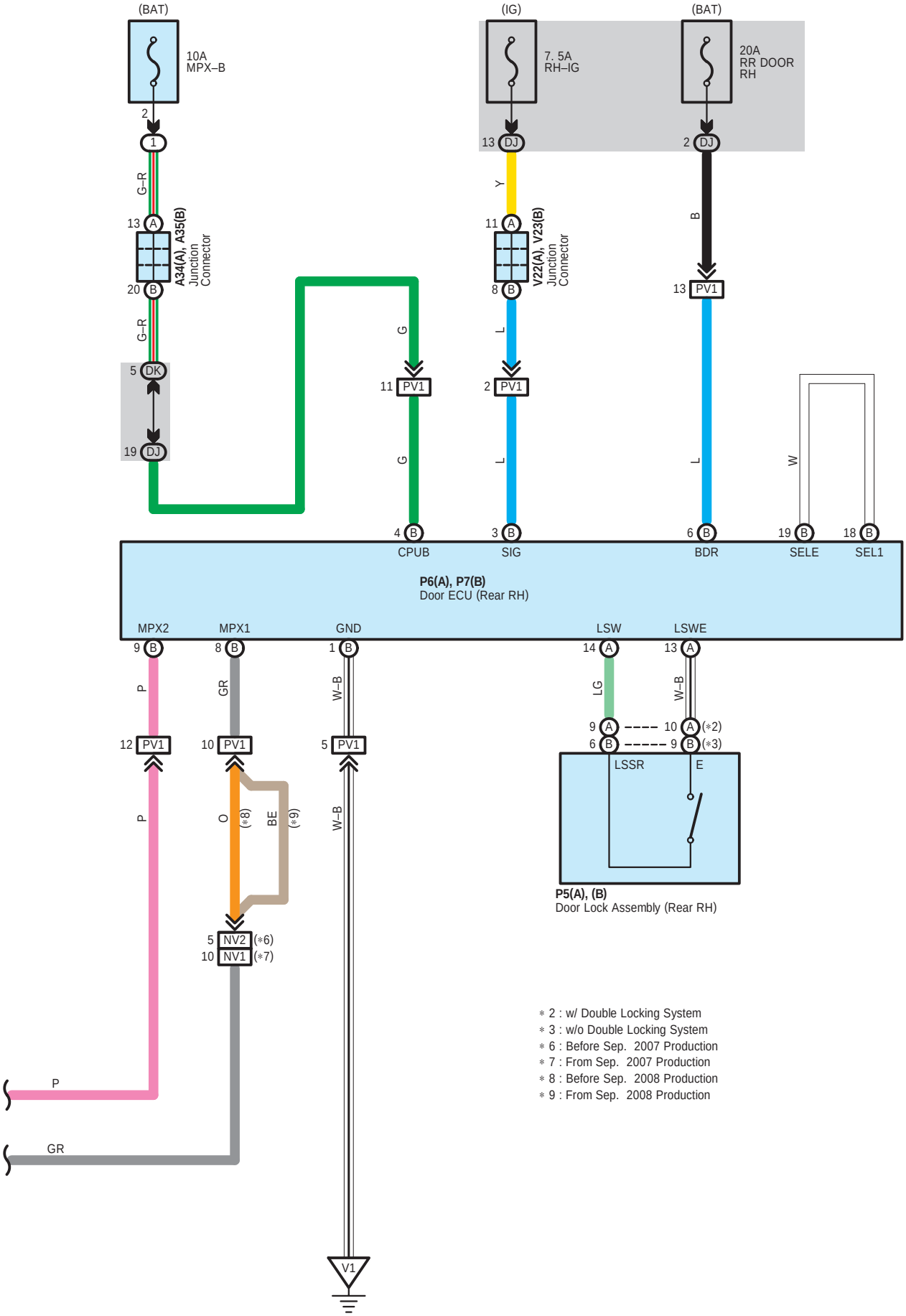

* 2 : w/ Double Locking System
* 3 : w/o Double Locking System
* 6 : Before Sep. 2007 Production
* 7 : From Sep. 2007 Production
* 8 : Before Sep. 2008 Production
* 9 : From Sep. 2008 Production

A 11
Blue

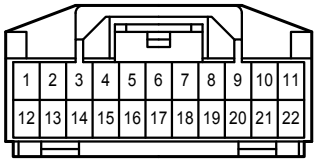

A 28
Black

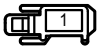

A 34
Blue

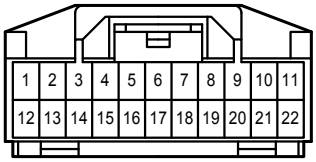

A 35
Blue

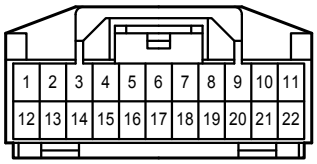

A 41
White

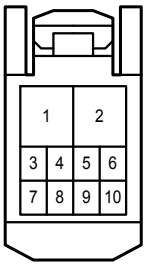

A 56
White

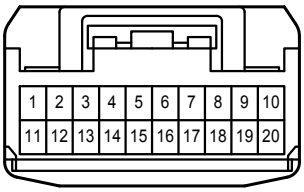

A 57
White

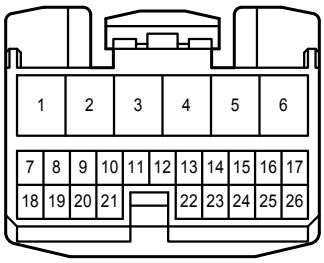

B 6
Black

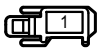

B 7
Black

B 9
Black

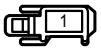

(Before Sep. 2008 Production)

B 9
Gray

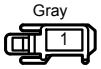

(From Sep. 2008 Production)

L 22
White

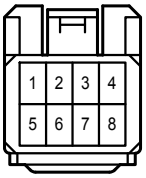

L 25
Black

L 44
Yellow

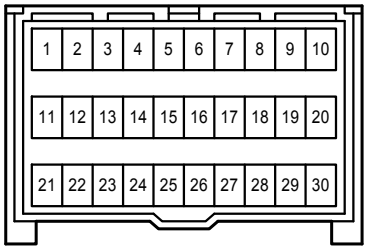

L 66
White

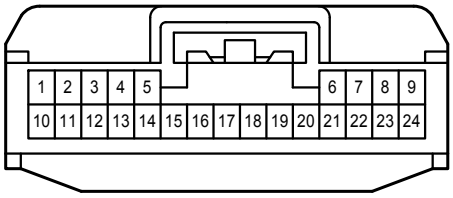

L 68
White

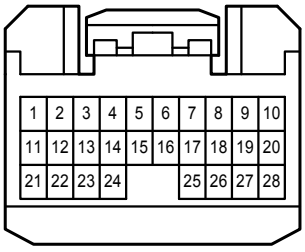

L 73
White

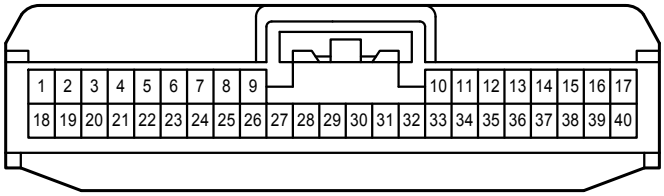

L 89
White

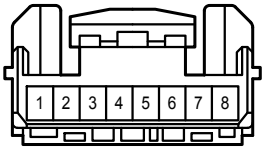

L 92
White

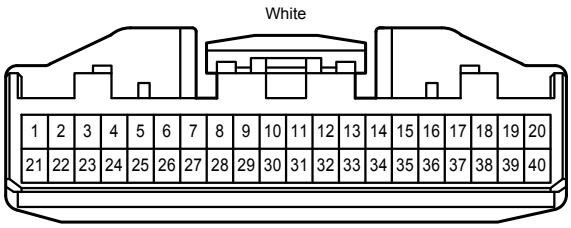

L 96
Black

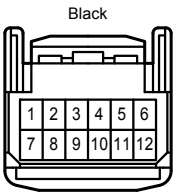

L 97
White

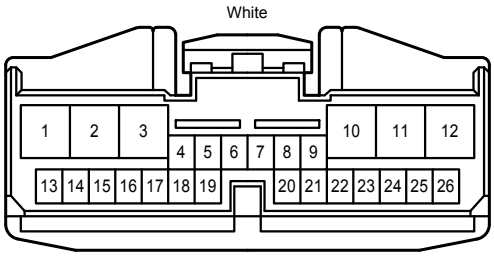

L103
White

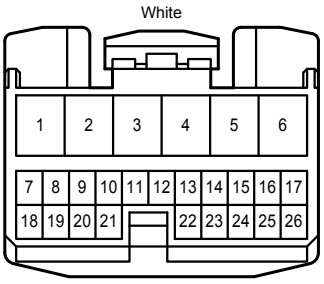

L108
White

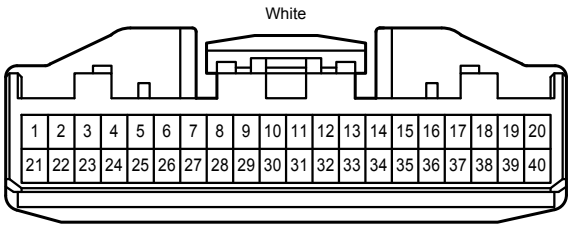

L129
Blue

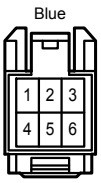

N 6
White

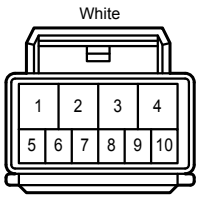

N 7
White

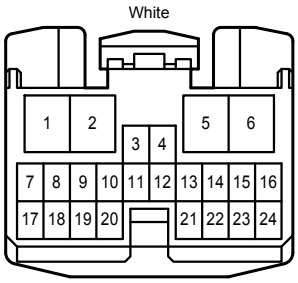

N 8
White

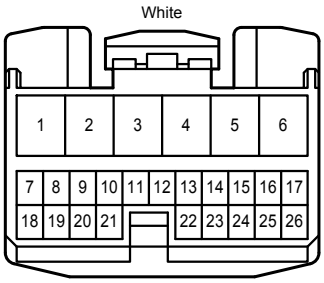

O 6
White

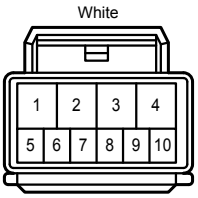

O 7
White

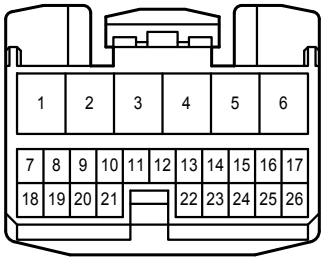

O 8
White

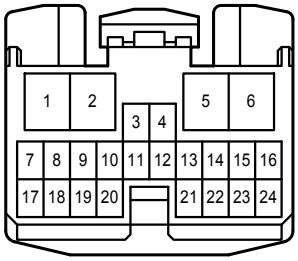

P 5
White

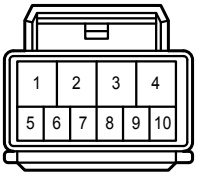

P 6
White

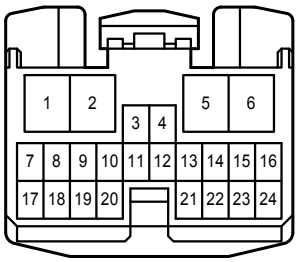

P 7
White

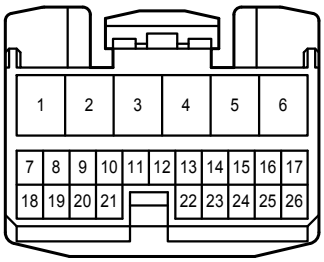

Q 5
White

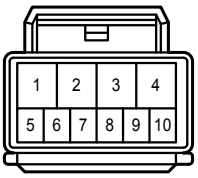

Q 6
White

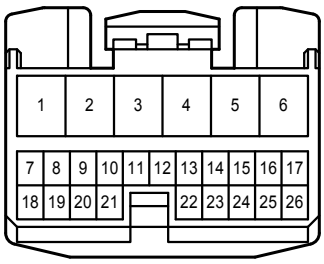

Q 7
White

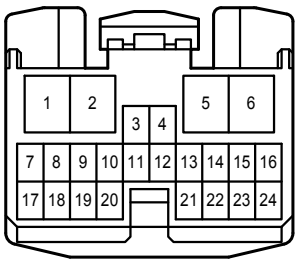

R 9
White

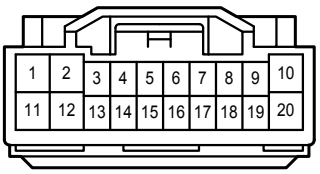

(Before Sep. 2007 Production)

R 9
White

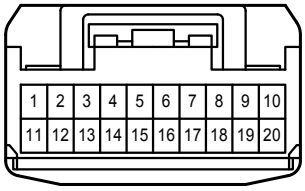

(From Sep. 2007 Production)

S 8
White

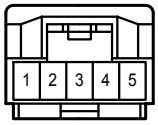

V 1
White

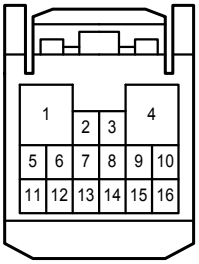

V 4
White

V 11
White

V 22
White



V 23
White



V 28
White

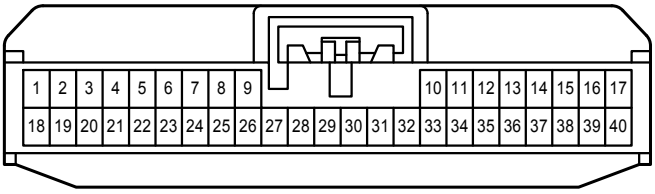

V 36
White

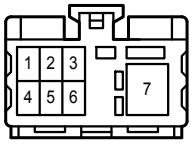

V 37
Black

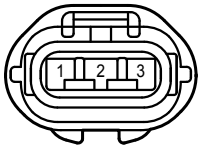

V 38
Gray

V 46
Black

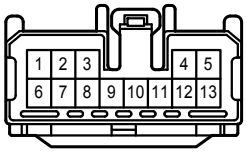

W 3
White

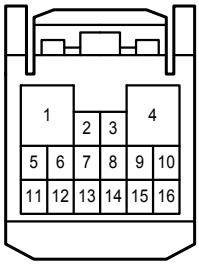

W 7
White

W 13
White

W 25
Gray

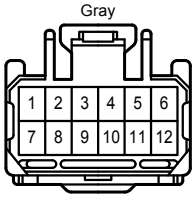

W 26
Gray

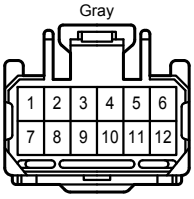

W 29
White

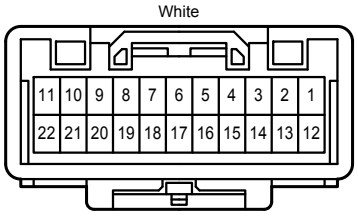

Y 7
White

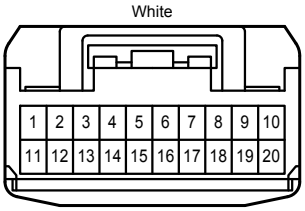

a 1
White

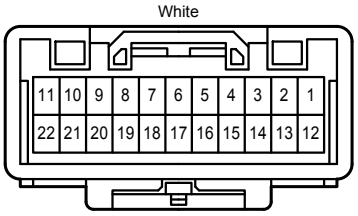

a 3
White



a 5
White

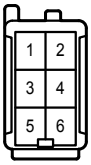

a 6
White

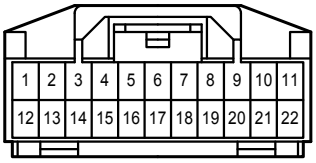

1F
White

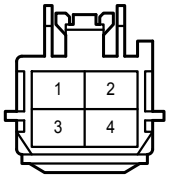

2F
Black

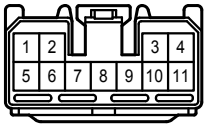

2G
Black

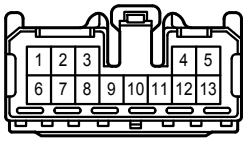

4D
White

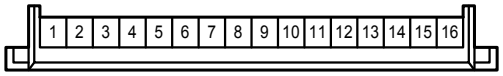

4E
White

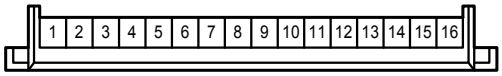

4F
White

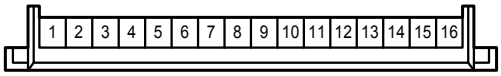

4I
White

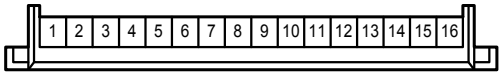

4J
White

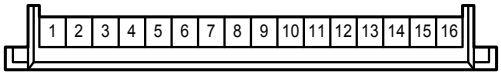

4K
White

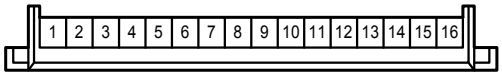

5A
White

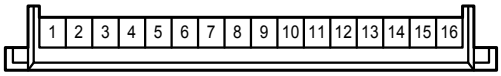

5D
White

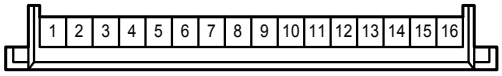

5E
White

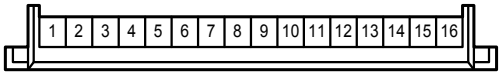

5G
White

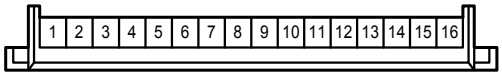

5K
White

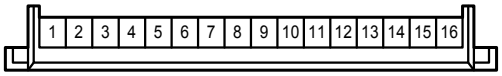

DA
White

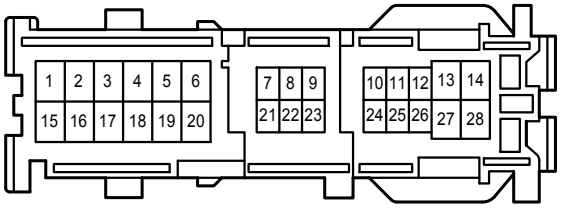

DD
White

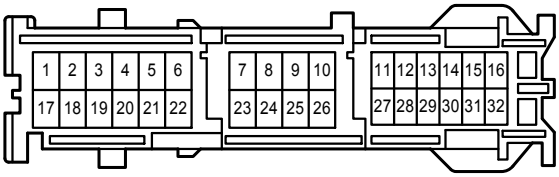

DJ
Gray

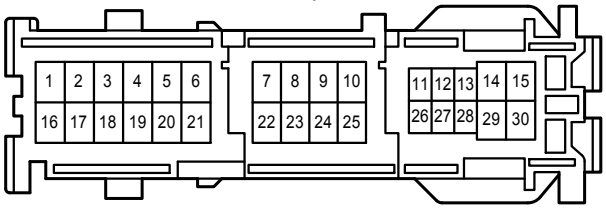

DK
Gray



DL
Gray

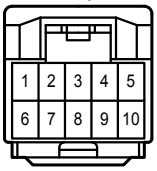

LA
White

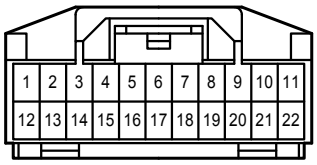

LC
White

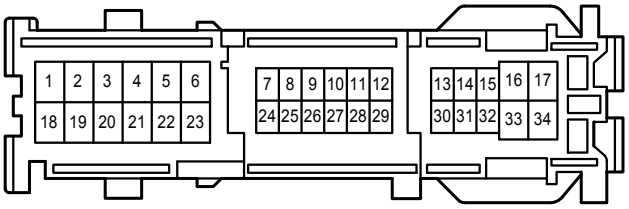

LF
White

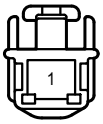

PA
White

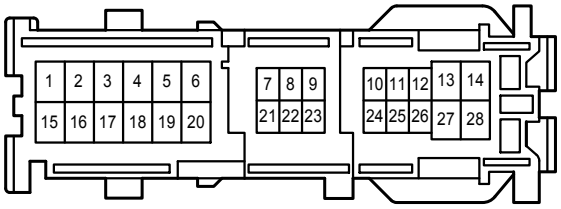

PD
White

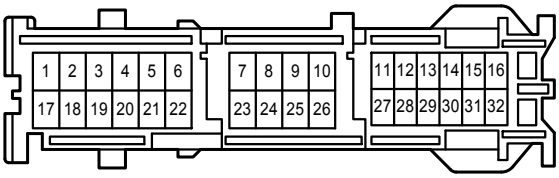

PJ
Gray

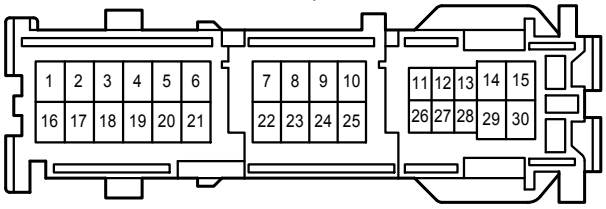

PL
Gray

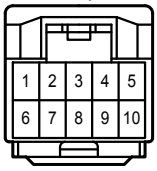

LA2
White

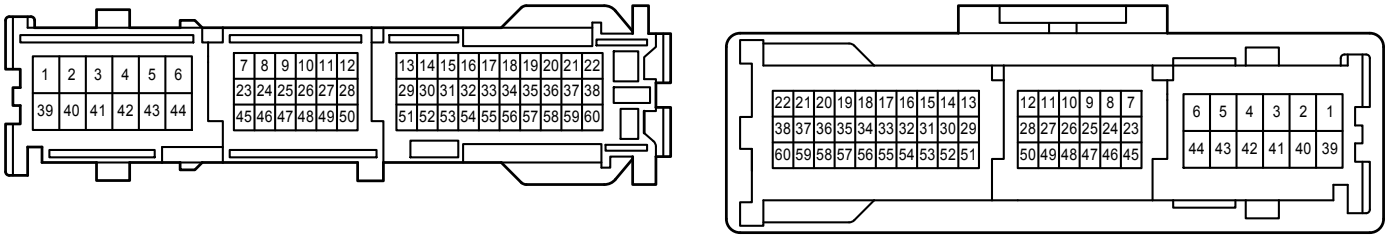

LV2
White

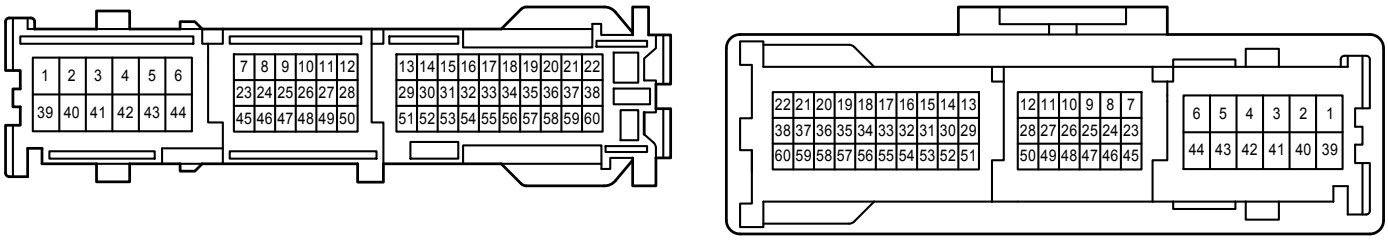

LW1
White

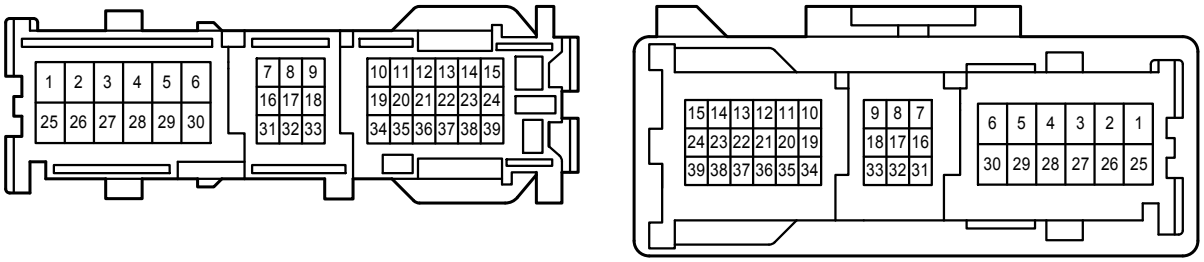

LY1
White

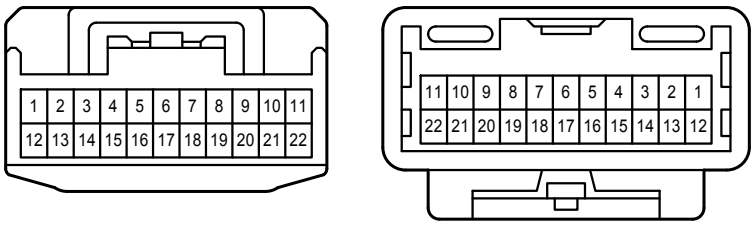

NR1
White

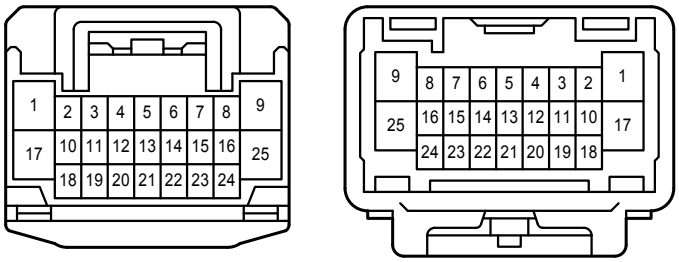

NV1
White



NV2
White

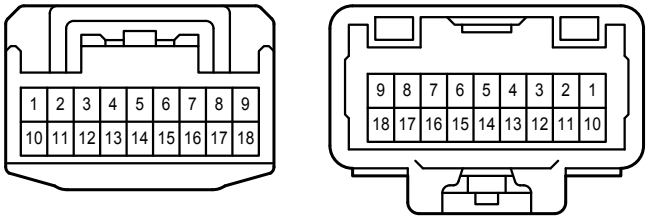

OS1
White

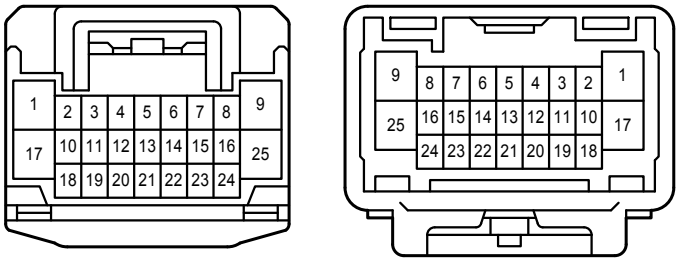

OW1
White



OW2
White

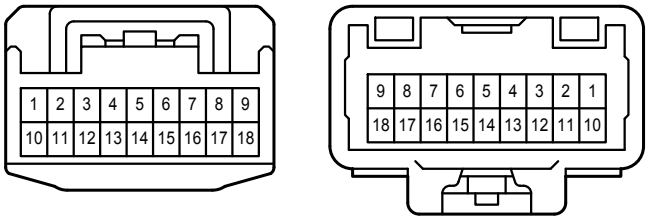

PV1
White

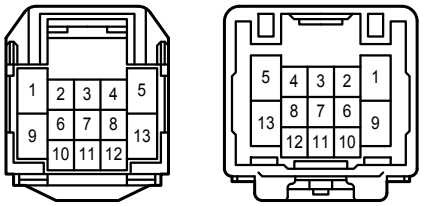

QW1
White

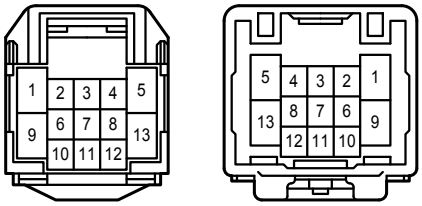
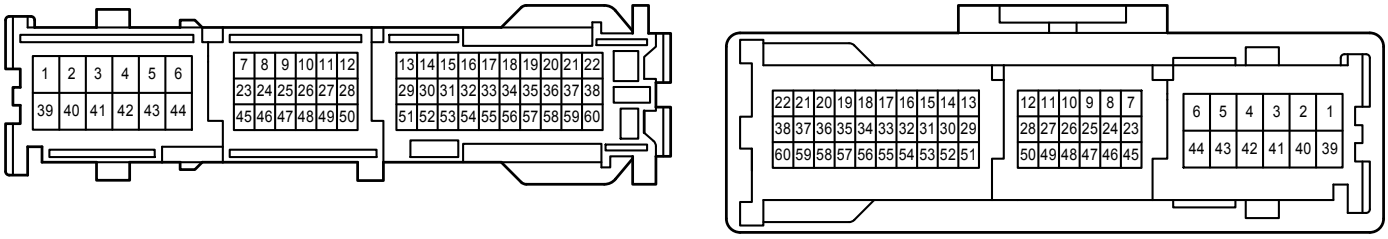
VW1
White