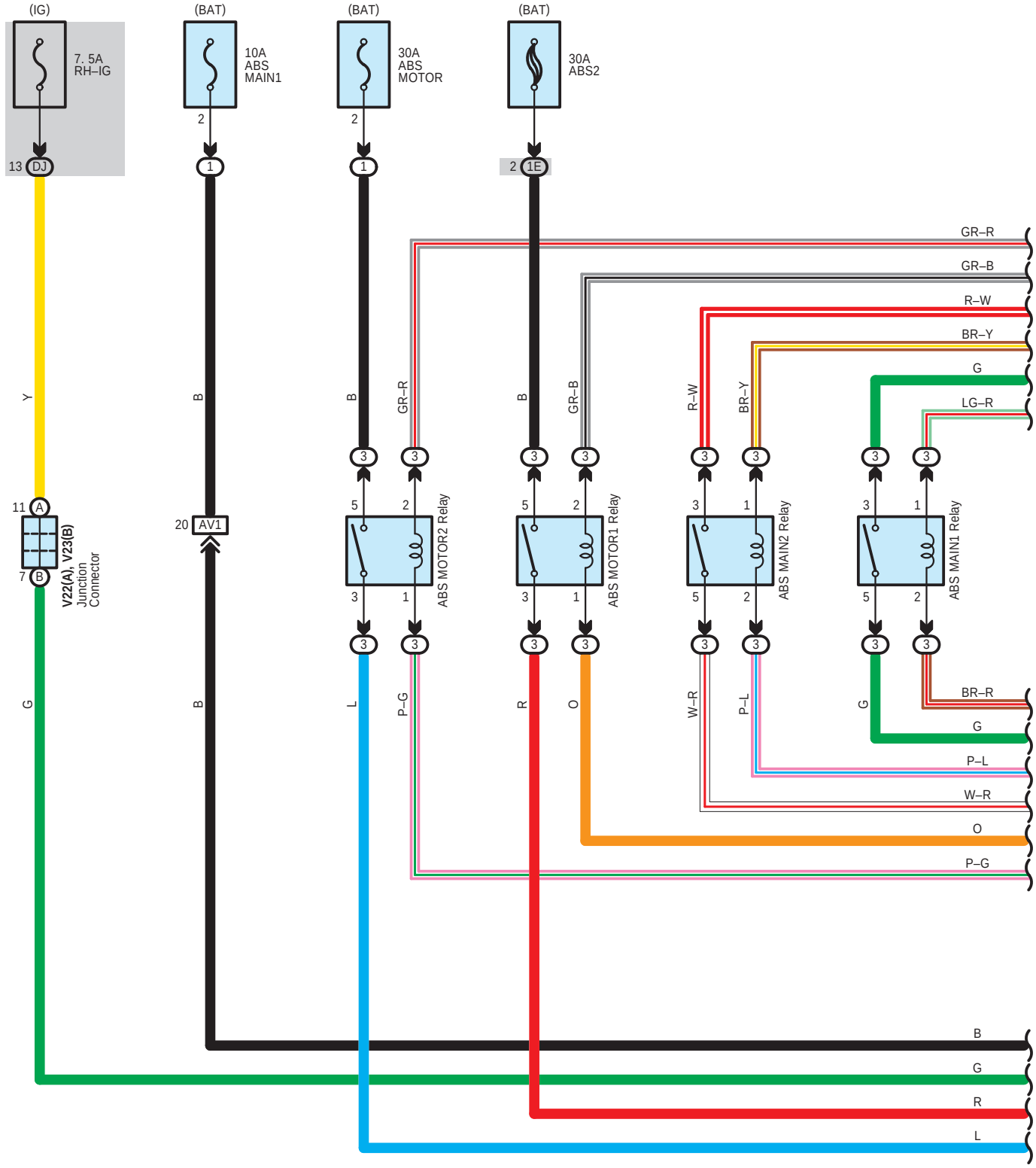
(IG)
7. 5A
RH–IG
13 DJ
(BAT)
10A
ABS
MAIN1
2
1
(BAT)
30A
ABS
MOTOR
2
1
(BAT)
30A
ABS2
2 1E
Y
B
B
B
GR–R
GR–B
R–W
BR–Y
G
LG–R
11 A
7 B
V22(A), V23(B)
Junction
Connector
20 AV1
ABS MOTOR2 Relay
ABS MOTOR1 Relay
ABS MAIN2 Relay
ABS MAIN1 Relay
G
B
L
P–G
R
O
W–R
P–L
G
BR–R
G
P–L
W–R
O
P–G
B
G
R
L

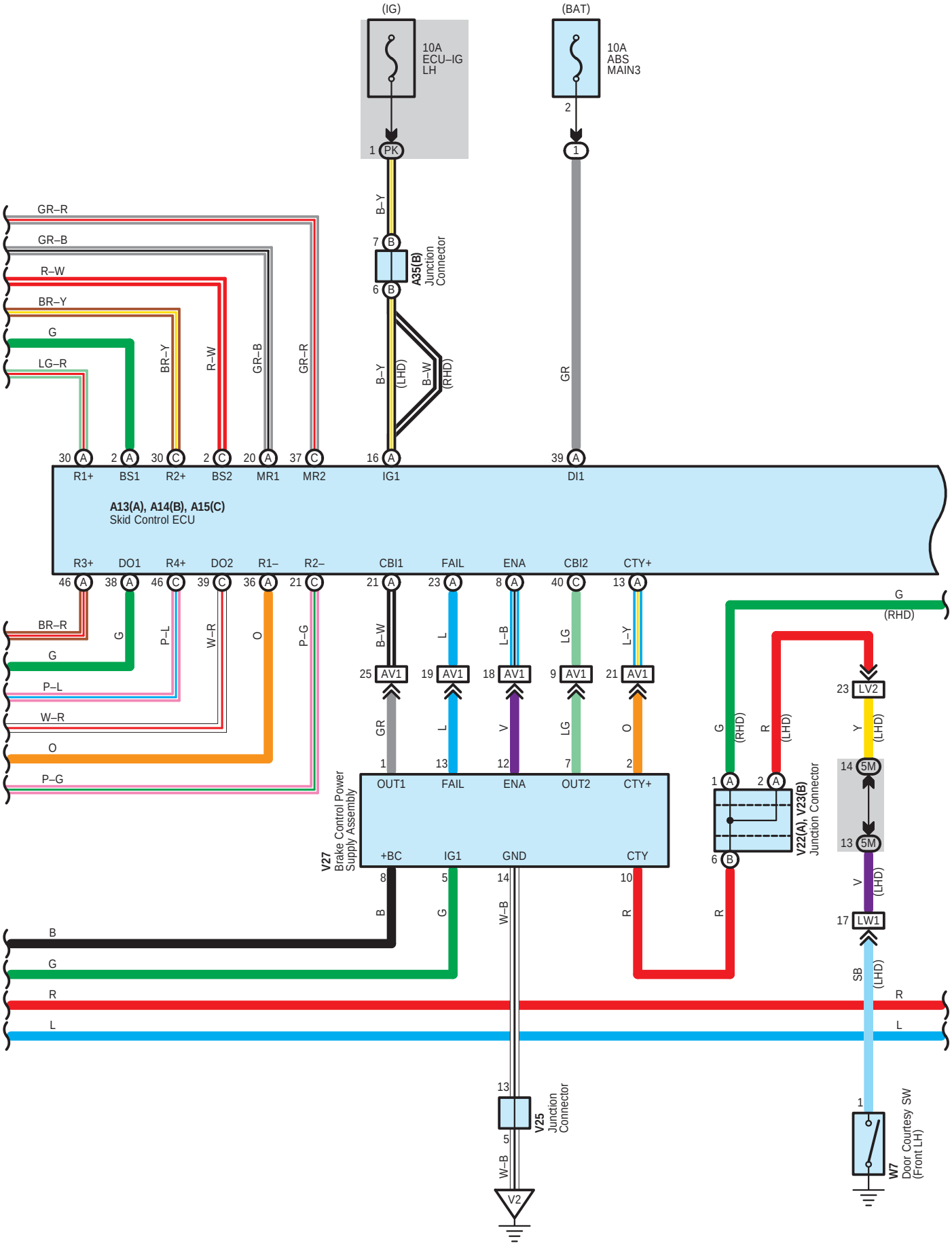
(IG)
10A
ECU–IG
LH
(BAT)
10A
ABS
MAIN3
A35(B)
Junction
Connector
A13(A), A14(B), A15(C)
Skid Control ECU
R1+
BS1
R2+
BS2
MR1
MR2
IG1
DI1
R3+
DO1
R4+
DO2
R1–
R2–
CBI1
FAIL
ENA
CBI2
CTY+
V27
Brake Control Power
Supply Assembly
OUT1
OUT2
+BC
GND
CTY
V22(A), V23(B)
Junction Connector
V25
Junction
Connector
V2
W7
Door Courtesy SW
(Front LH)
(LHD)
(RHD)

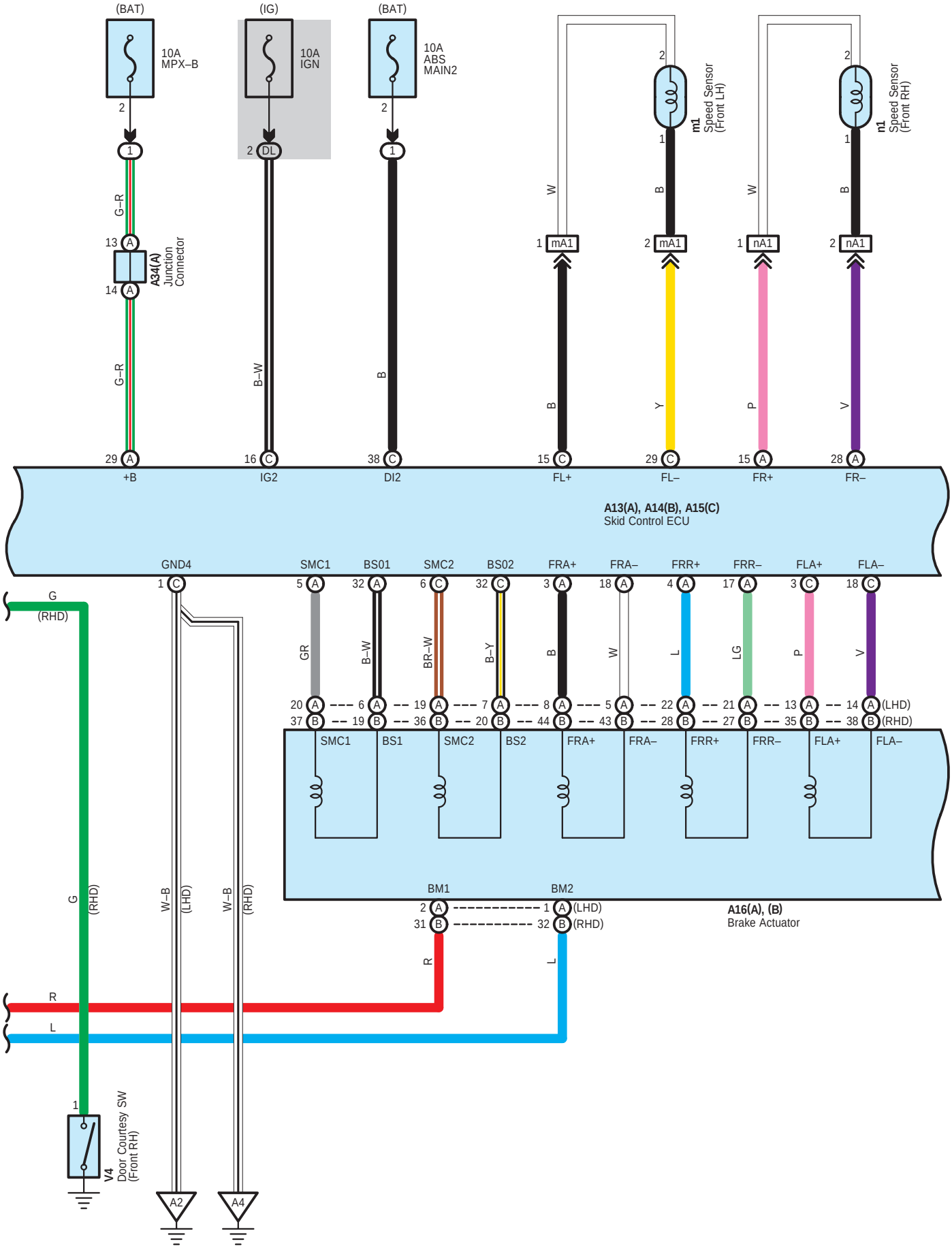
(BAT)
10A
MPX–B
(IG)
10A
IGN
(BAT)
10A
ABS
MAIN2
m1
Speed Sensor
(Front LH)
n1
Speed Sensor
(Front RH)
G–R
A34(A)
Junction
Connector
B–W
B
W
Y
P
V
mA1
nA1
+B
IG2
DI2
FL+
FL–
FR+
FR–
A13(A), A14(B), A15(C)
Skid Control ECU
GND4
SMC1
BS01
SMC2
BS02
FRA+
FRA–
FRR+
FRR–
FLA+
FLA–
GR
BR–W
B–Y
L
LG
(LHD)
(RHD)
BM1
BM2
A16(A), (B)
Brake Actuator
G
R
V4
Door Courtesy SW
(Front RH)
A2
A4

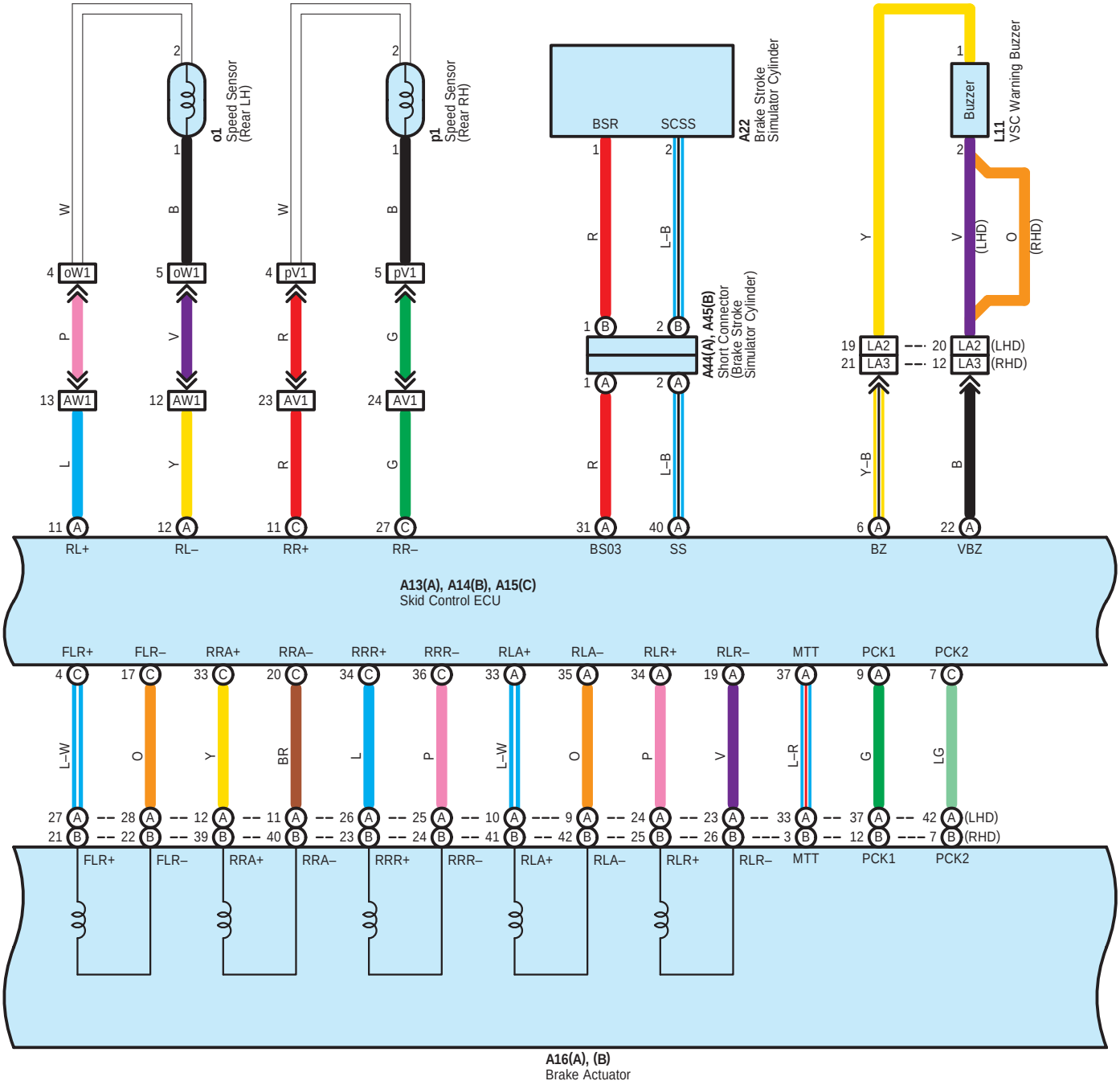
α1
Speed Sensor
(Rear LH)
p1
Speed Sensor
(Rear RH)
A22
Brake Stroke
Simulator Cylinder
BSR
SCSS
L11
VSC Warning Buzzer
Buzzer
A44(A), A45(B)
Short Connector
(Brake Stroke
Simulator Cylinder)
(LHD)
(RHD)
RL+
RL–
RR+
RR–
BS03
SS
BZ
VBZ
A13(A), A14(B), A15(C)
Skid Control ECU
FLR+
FLR–
RRA+
RRA–
RRR+
RRR–
RLA+
RLA–
RLR+
RLR–
MTT
PCK1
PCK2
A16(A), (B)
Brake Actuator

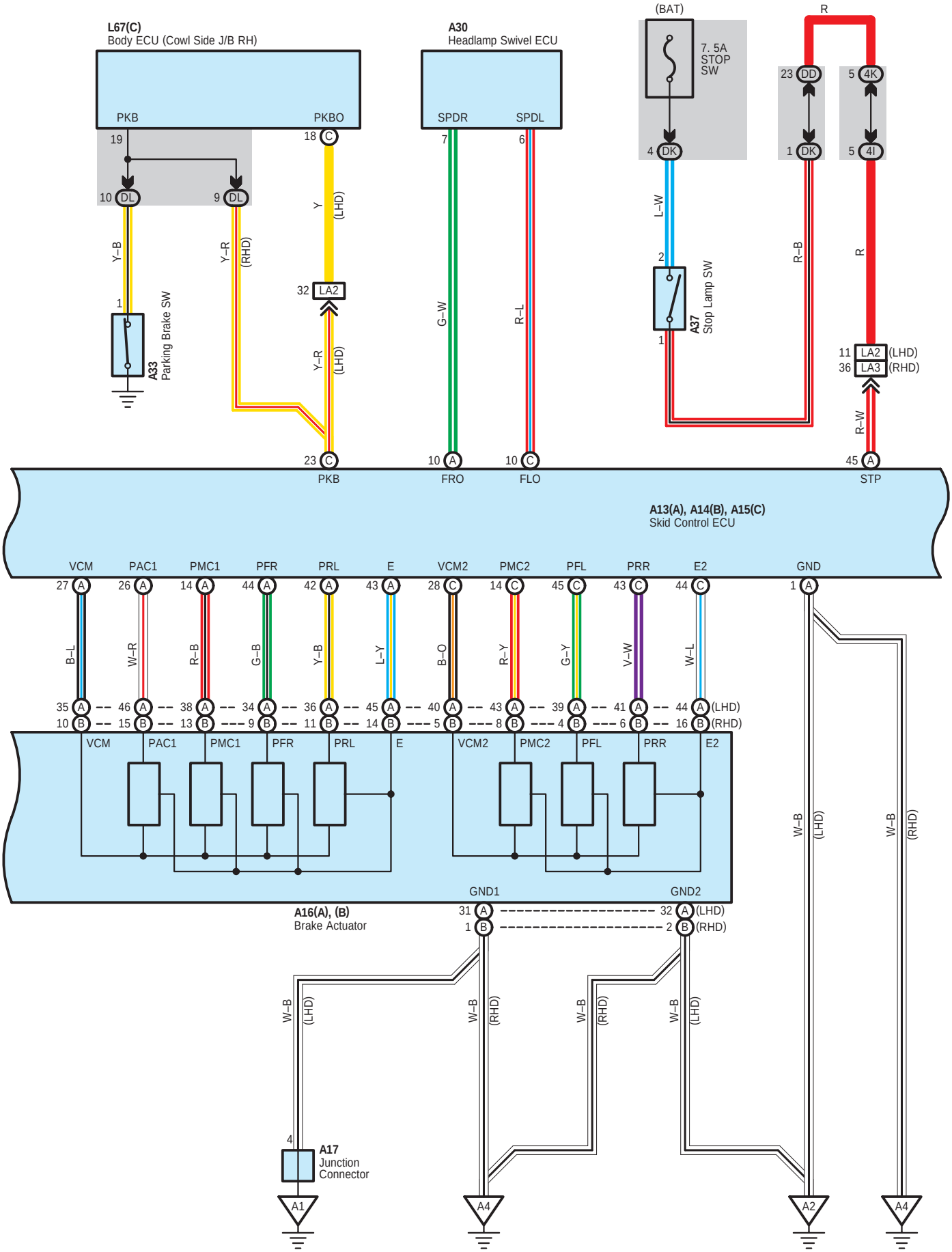
L67(C)
Body ECU (Cowl Side J/B RH)
PKB
PKBO
A30
Headlamp Swivel ECU
SPDR
SPDL
(BAT)
7. 5A
STOP
SW
R
A33
Parking Brake SW
A37
Stop Lamp SW
A13(A), A14(B), A15(C)
Skid Control ECU
VCM
PAC1
PMC1
PFR
PRL
E
VCM2
PMC2
PFL
PRR
E2
GND
GND1
GND2
A16(A), (B)
Brake Actuator
A17
Junction
Connector
A1
A4
A2
A4

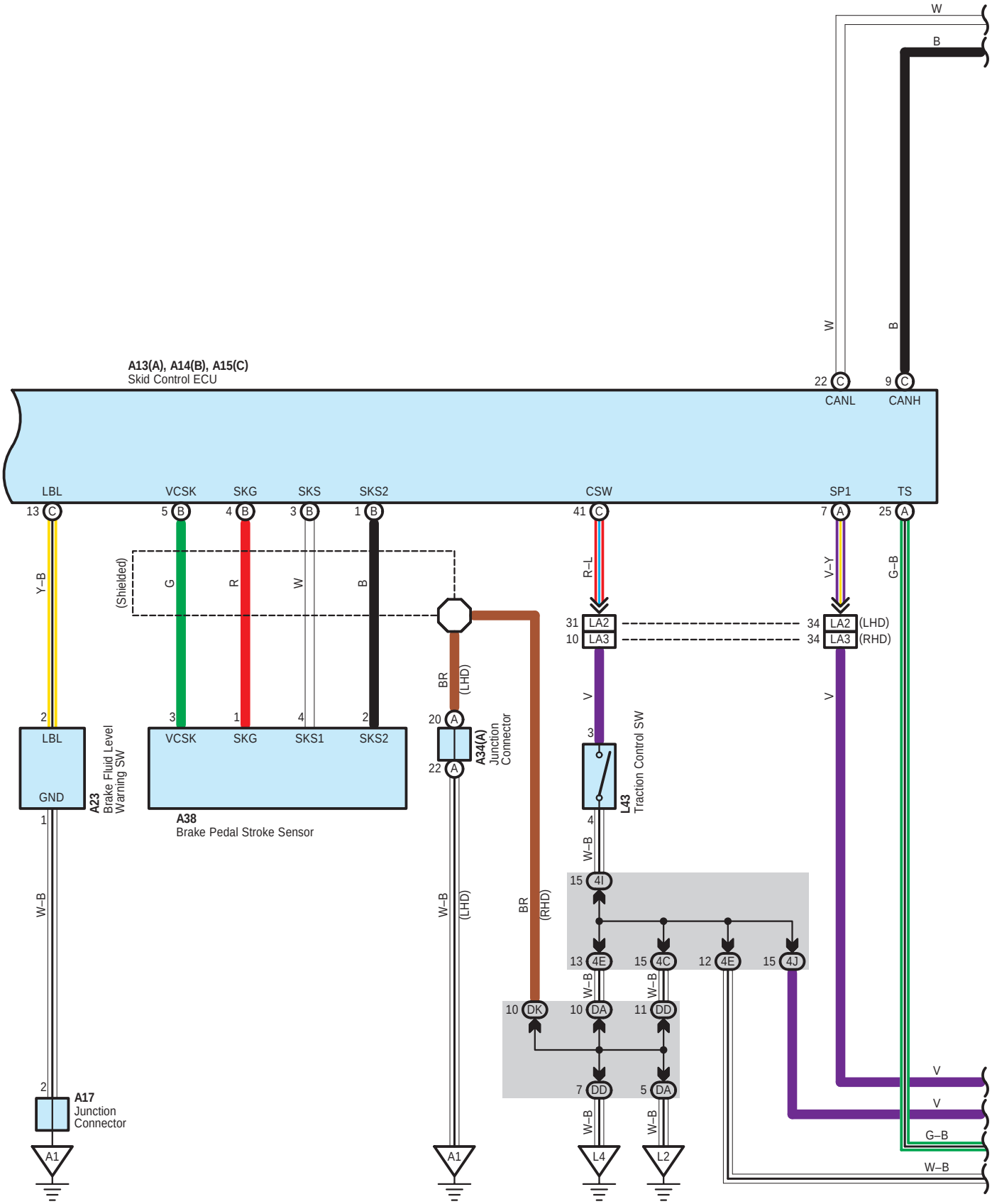
A13(A), A14(B), A15(C)
Skid Control ECU
W
B
22 C CANL
9 C CANH
LBL
VCSK
SKG
SKS
SKS2
CSW
SP1
TS
13 C
5 B
4 B
3 B
1 B
41 C
7 A
25 A
Y–B
(Shielded)
G
R
W
B
R–L
V–Y
G–B
31 LA2
10 LA3
34 LA2 (LHD)
34 LA3 (RHD)
BR
(LHD)
V
2
LBL
GND
A23
Brake Fluid Level Warning SW
3
1
4
2
VCSK
SKG
SKS1
SKS2
A38
Brake Pedal Stroke Sensor
20 A
22 A
A34(A)
Junction Connector
3
L43
Traction Control SW
4
W–B
1
W–B
W–B
(LHD)
BR
(RHD)
15 4I
13 4E
15 4C
12 4E
15 4J
W–B
W–B
10 DK
10 DA
11 DD
7 DD
5 DA
W–B
W–B
2
A17
Junction Connector
A1
A1
L4
L2
V
V
G–B
W–B

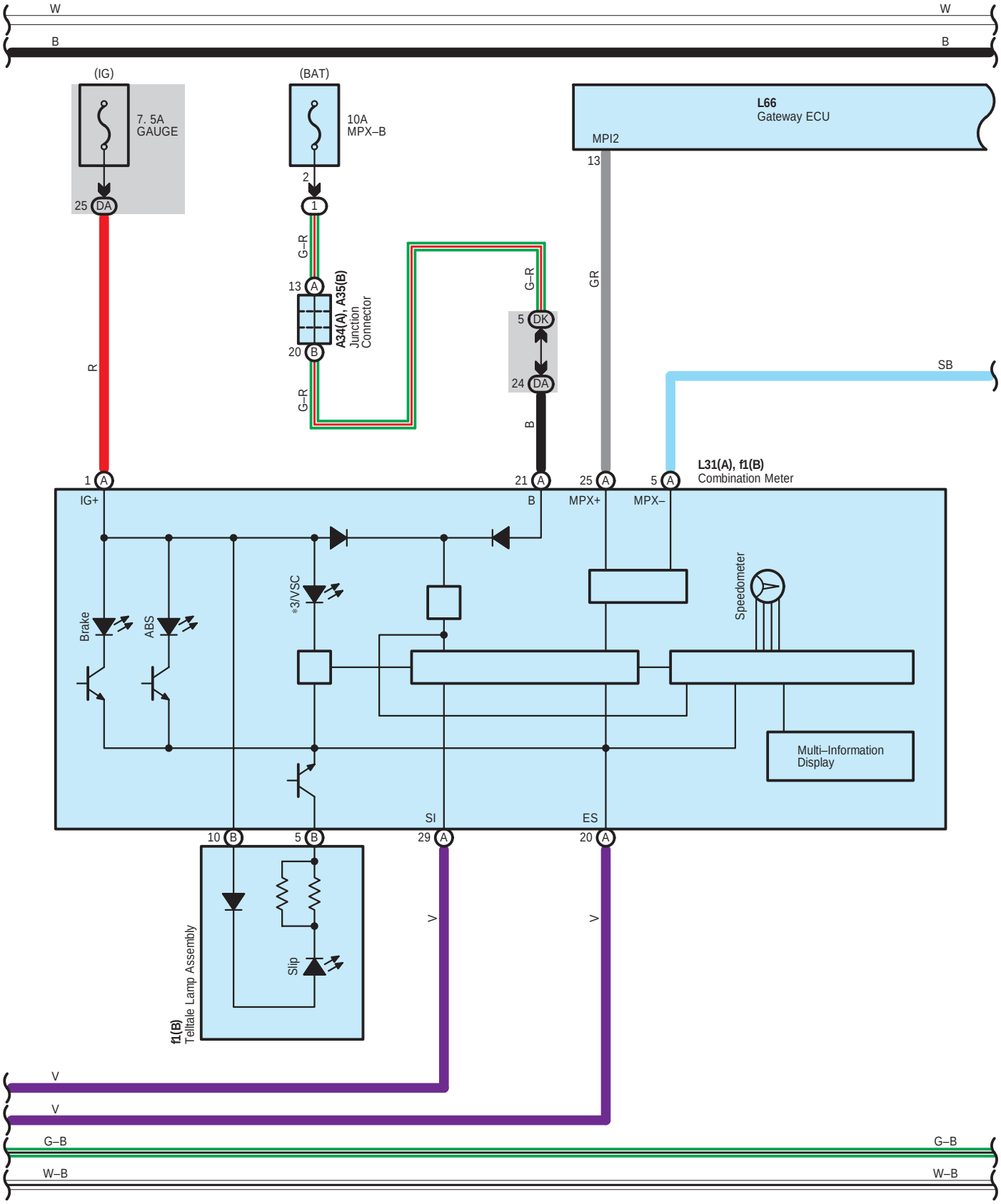
W
W
B
B
(IG)
7. 5A
GAUGE
25 DA
(BAT)
10A
MPX–B
2
1
G–R
13 A
A34(A), A35(B)
Junction
Connector
20 B
G–R
R
G–R
5 DK
24 DA
B
L66
Gateway ECU
MPI2
13
GR
SB
L31(A), f1(B)
Combination Meter
1 A
IG+
21 A
B
25 A
MPX+
5 A
MPX–
Brake
ABS
*3/VSC
Speedometer
Multi–Information
Display
SI
ES
10 B
5 B
29 A
20 A
f1(B)
Telltale Lamp Assembly
Slip
V
V
V
V
G–B
G–B
W–B
W–B

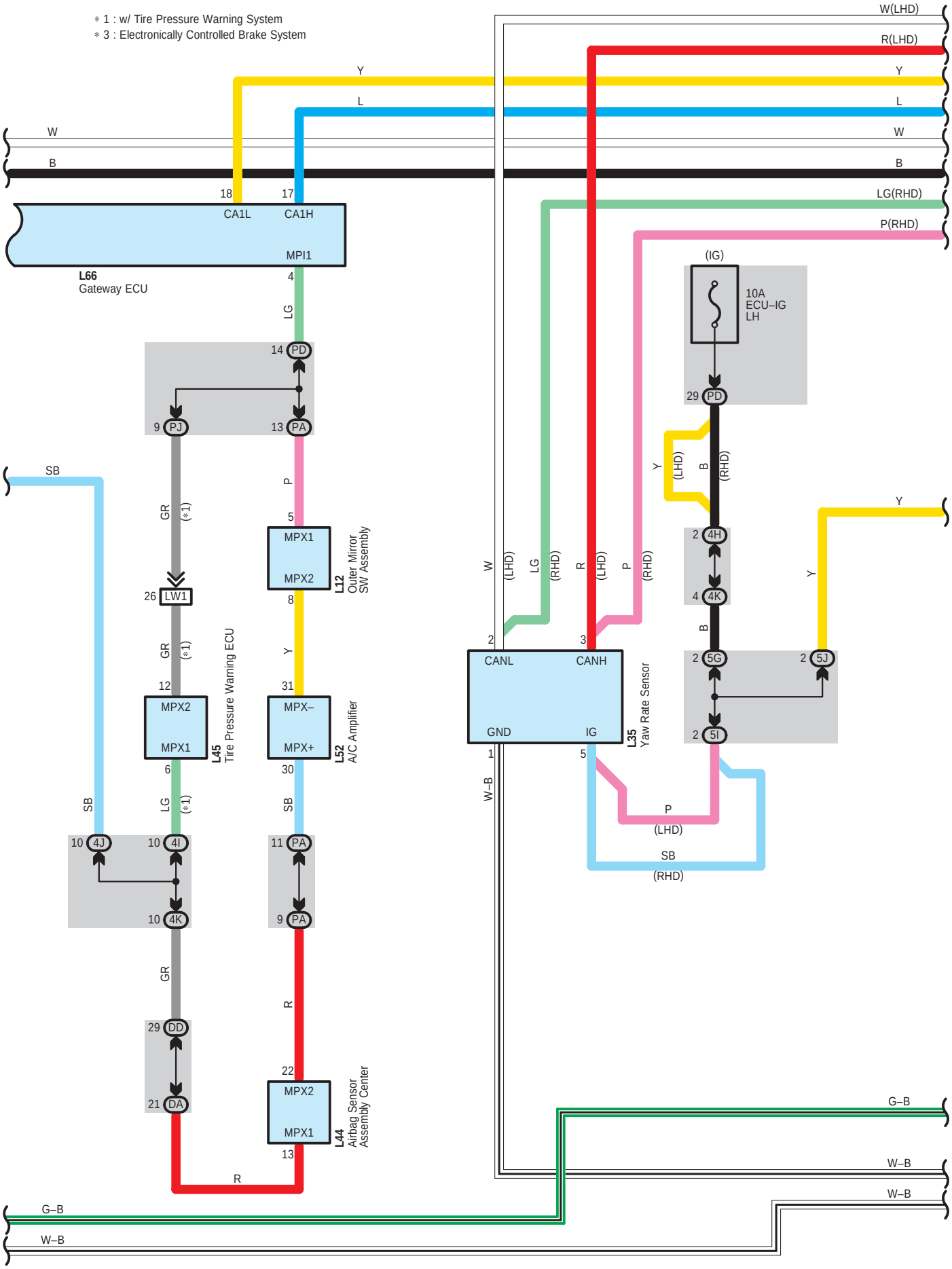
* 1 : w/ Tire Pressure Warning System
* 3 : Electronically Controlled Brake System
W(LHD)
R(LHD)
Y
L
W
B
LG(RHD)
P(RHD)
18
17
CA1L
CA1H
MPI1
L66
Gateway ECU
4
LG
14 PD
9 PJ
13 PA
SB
GR
(*1)
P
5
MPX1
MPX2
L12
Outer Mirror
SW Assembly
26 LW1
8
GR
(*1)
Y
12
31
MPX2
MPX1
L45
Tire Pressure Warning ECU
MPX–
MPX+
L52
A/C Amplifier
6
30
SB
LG
(*1)
SB
10 4J
10 4I
11 PA
10 4K
9 PA
GR
R
29 DD
22
21 DA
MPX2
MPX1
L44
Airbag Sensor
Assembly Center
13
R
G–B
W–B
(IG)
10A
ECU–IG
LH
29 PD
Y
(LHD)
B
(RHD)
2 4H
4 4K
B
2 5G
2 5J
2 5I
Y
Y
W
(LHD)
LG
(RHD)
R
(LHD)
P
(RHD)
2
3
CANL
CANH
GND
IG
L35
Yaw Rate Sensor
1
5
W–B
P
(LHD)
SB
(RHD)
G–B
W–B
W–B

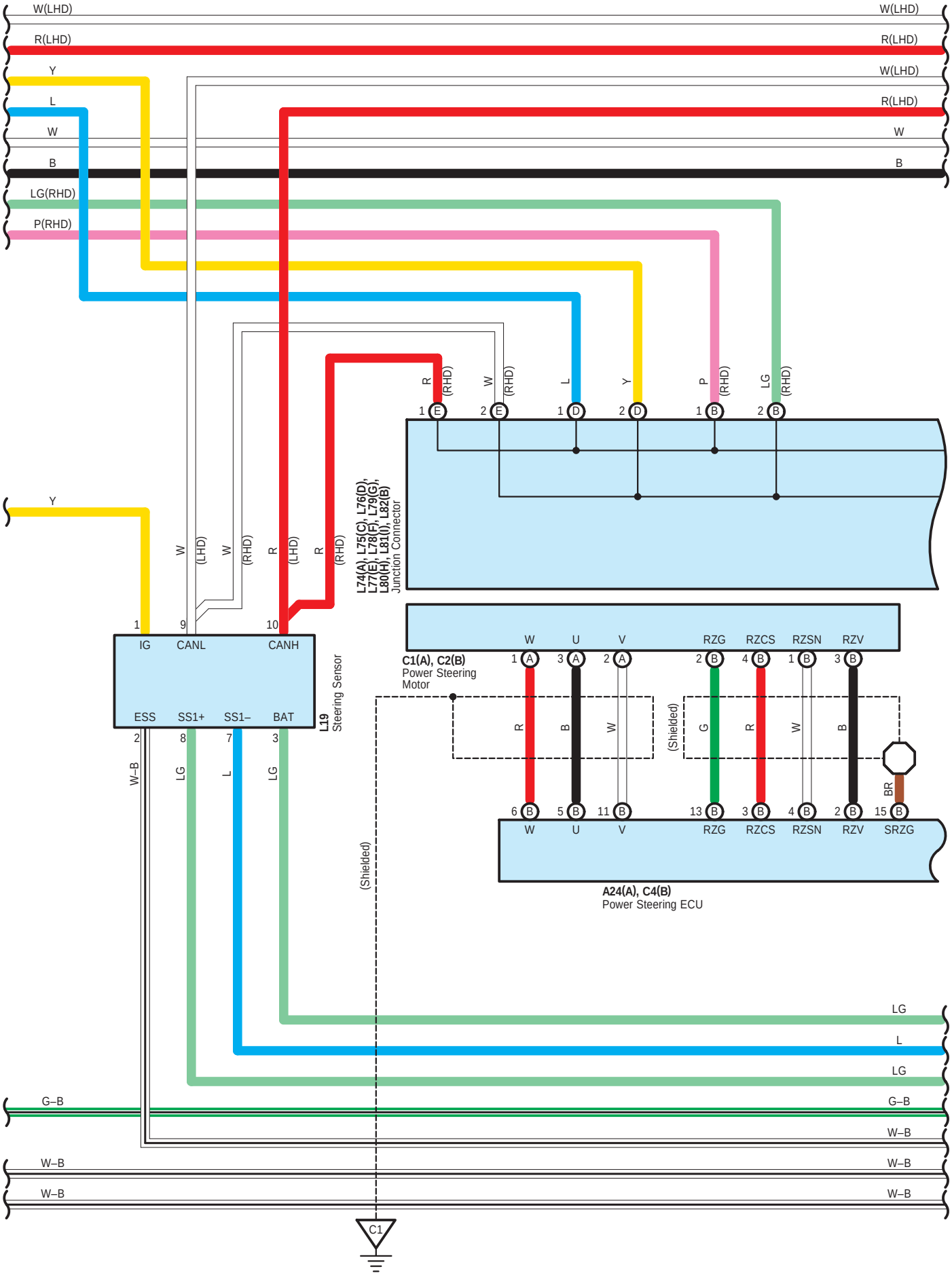
W(LHD)
R(LHD)
Y
L
W
B
LG(RHD)
P(RHD)
R (RHD)
W (RHD)
L
Y
P (RHD)
LG (RHD)
1 E
2 E
1 D
2 D
1 B
2 B
L74(A), L75(C), L76(D), L77(E), L78(F), L79(G), L80(H), L81(I), L82(B)
Junction Connector
W (LHD)
W (RHD)
R (LHD)
R (RHD)
1 IG
9 CANL
10 CANH
ESS
SS1+
SS1–
BAT
2
8
7
3
W–B
LG
L
LG
L19
Steering Sensor
W U V
RZG RZCS RZSN RZV
C1(A), C2(B)
Power Steering Motor
1 A
3 A
2 A
2 B
4 B
1 B
3 B
R
B
W
(Shielded)
G
R
W
B
BR
6 B
5 B
11 B
13 B
3 B
4 B
2 B
15 B
W U V
RZG RZCS RZSN RZV SRZG
A24(A), C4(B)
Power Steering ECU
(Shielded)
LG
L
LG
G–B
W–B
W–B
W–B
W–B
C1

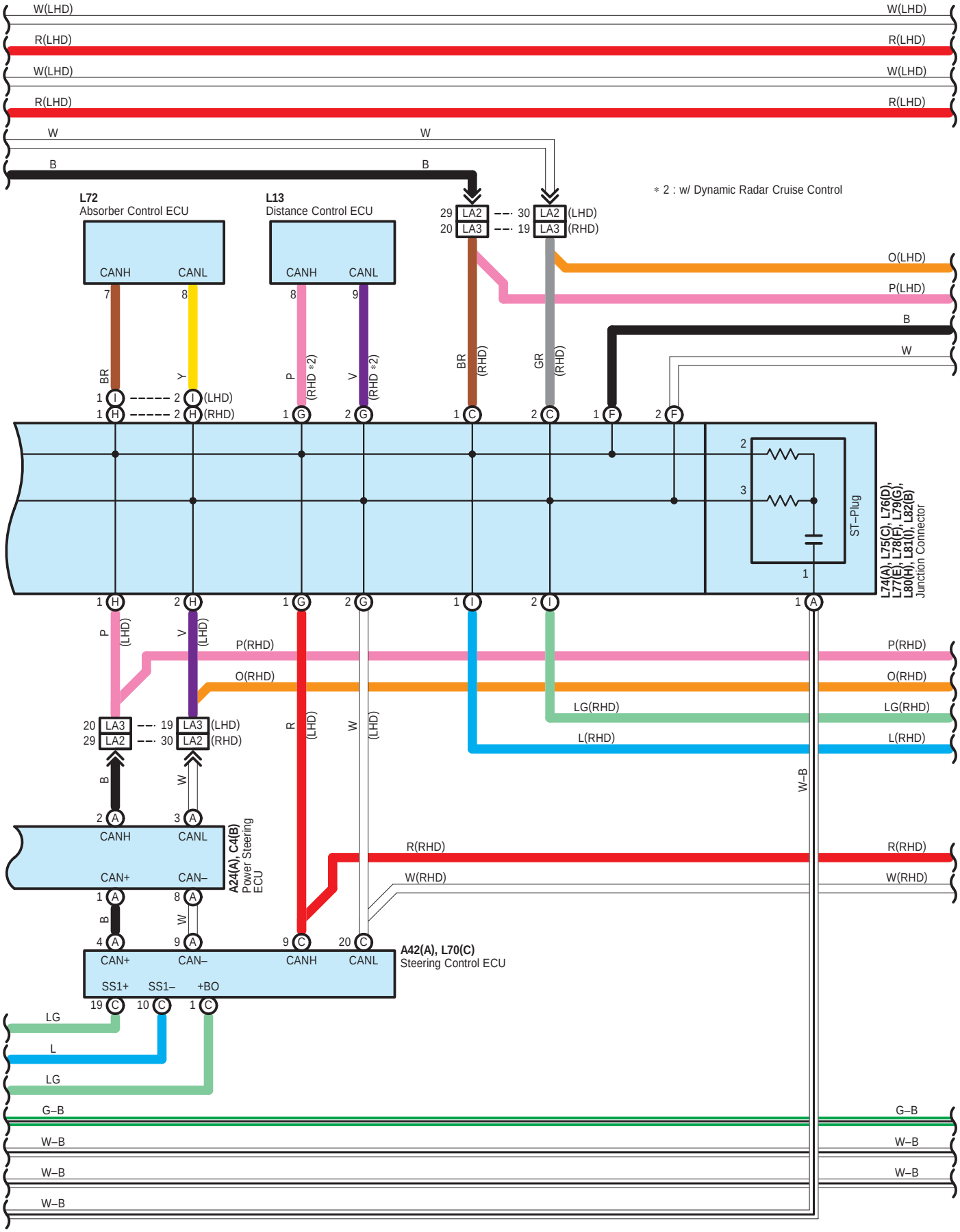
W(LHD)
R(LHD)
W(LHD)
R(LHD)
W
B
L72
Absorber Control ECU
CANH
CANL
L13
Distance Control ECU
CANH
CANL
29 LA2
20 LA3
30 LA2 (LHD)
19 LA3 (RHD)
* 2 : w/ Dynamic Radar Cruise Control
O(LHD)
P(LHD)
B
W
BR
Y
P
(RHD *2)
V
(RHD *2)
BR
(RHD)
GR
(RHD)
1 I
2 I (LHD)
1 H
2 H (RHD)
1 G
2 G
1 C
2 C
1 F
2 F
ST–Plug
L74(A), L75(C), L76(D), L77(E), L78(F), L79(G), L80(H), L81(I), L82(B)
Junction Connector
1 H
2 H
1 G
2 G
1 I
2 I
1 A
P
(LHD)
V
(LHD)
P(RHD)
O(RHD)
LG(RHD)
L(RHD)
20 LA3
29 LA2
19 LA3 (LHD)
30 LA2 (RHD)
R
(LHD)
W
(LHD)
W–B
B
W
2 A
3 A
CANH
CANL
A24(A), C4(B)
Power Steering ECU
CAN+
CAN–
1 A
8 A
B
W
4 A
9 A
9 C
20 C
CAN+
CAN–
CANH
CANL
A42(A), L70(C)
Steering Control ECU
SS1+
SS1–
+BO
19 C
10 C
1 C
R(RHD)
W(RHD)
LG
L
LG
G–B
W–B
W–B
W–B

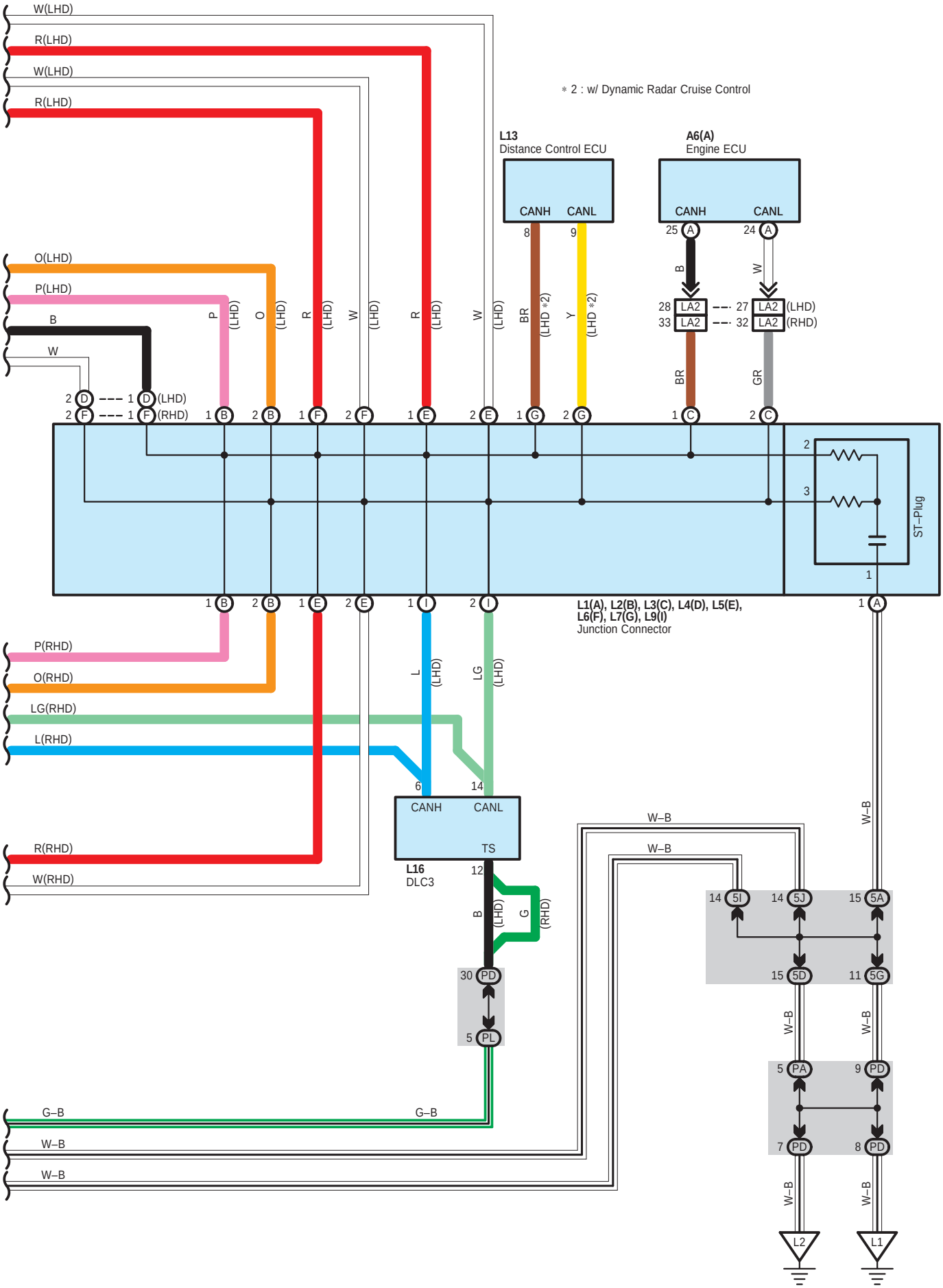
W(LHD)
R(LHD)
W(LHD)
R(LHD)
O(LHD)
P(LHD)
B
W
P(RHD)
O(RHD)
LG(RHD)
L(RHD)
R(RHD)
W(RHD)
G–B
W–B
W–B
∗ 2 : w/ Dynamic Radar Cruise Control
L13
Distance Control ECU
CANH
CANL
A6(A)
Engine ECU
CANH
CANL
LA2
(LHD)
(RHD)
ST–Plug
L1(A), L2(B), L3(C), L4(D), L5(E),
L6(F), L7(G), L9(I)
Junction Connector
CANH
CANL
TS
L16
DLC3
W–B
L2
L1

A 6
White

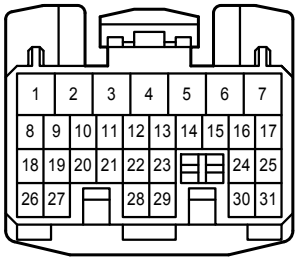

A 13
Black

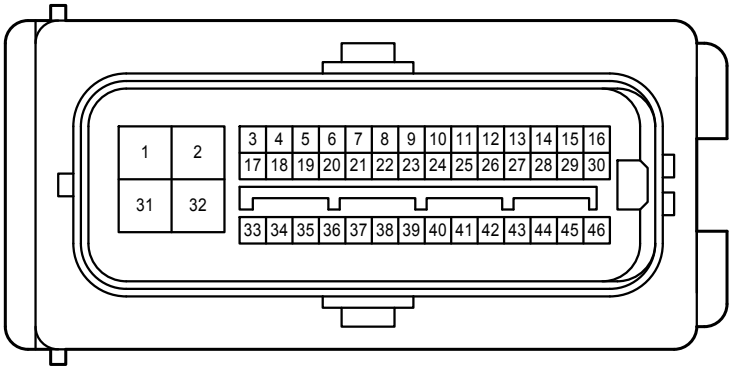

A 14
Black



A 15
Gray

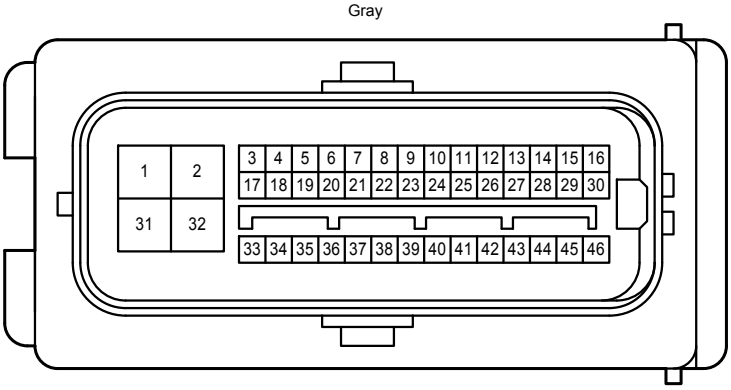

A 16
Black

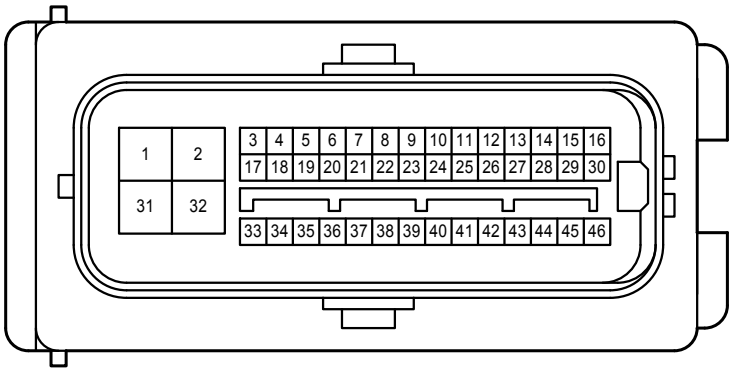

A 17
Gray

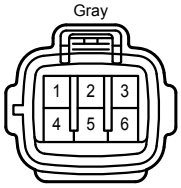

A 22
Gray

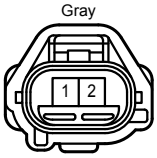

A 23
Gray

A 24
Black

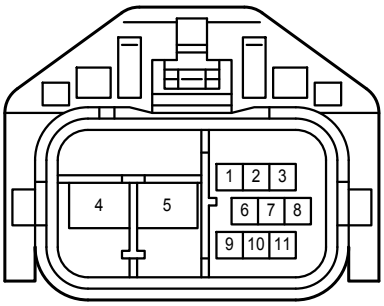

A 30
White

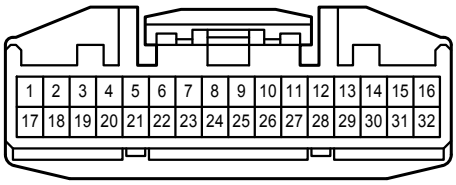

A 33
Black

A 34
Blue

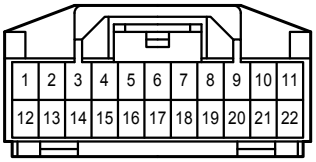

A 35
Blue

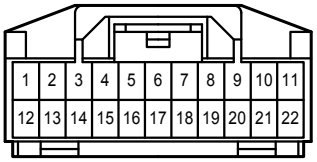

A 37
Green

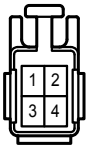

A 38
Black

A 42
White



A 44
Gray

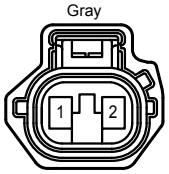

A 45
Gray

C 1
Gray

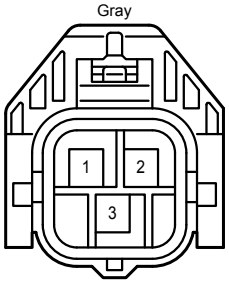

(Before Sep. 2007 Production)

C 1
Gray

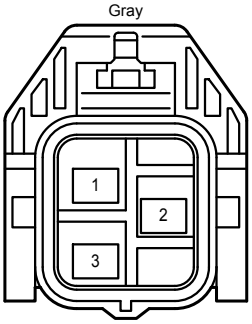

(From Sep. 2007 Production)

C 2
Gray



C 4
Black

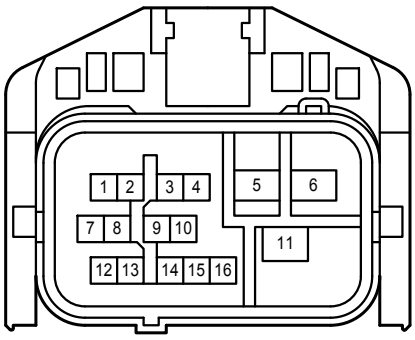

L 1
White

L 2
White

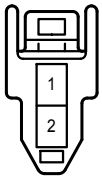

L 3
White

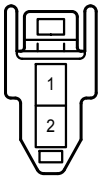

L 4
White

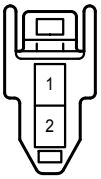

L 5
White

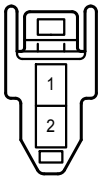

L 6
White

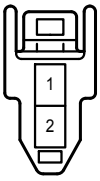

L 7
White

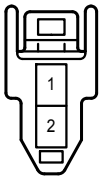

L 9
White

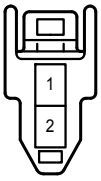

L 11
Black

(Before Sep. 2007 Production)

L 11
Black



(From Sep. 2007 Production)

L 12
White

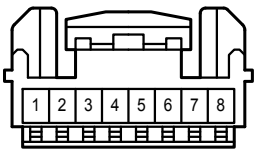

L 13
White

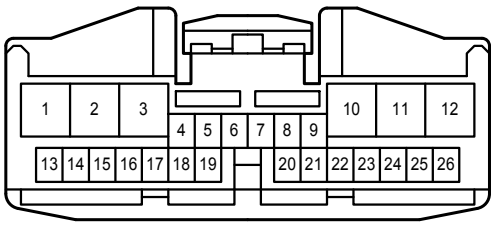

L 16
White

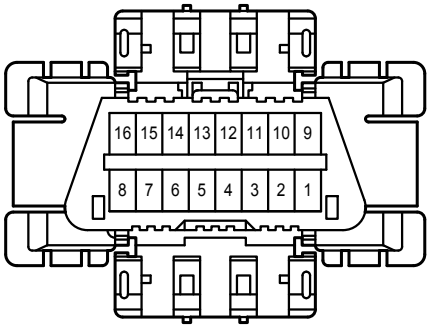

L 19
Gray

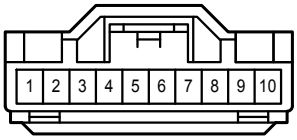

L 31
White

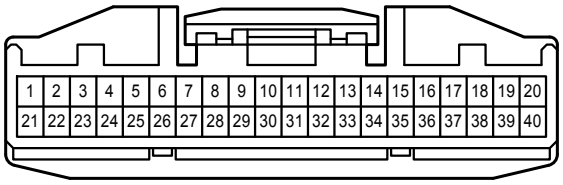

L 35
Black



L 43
White

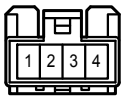

L 44
Yellow

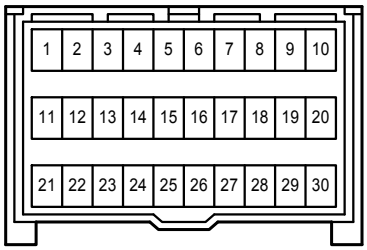

L 45
Black

L 52
White

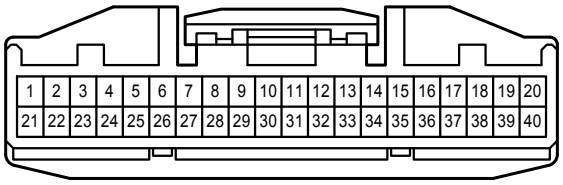

L 66
White

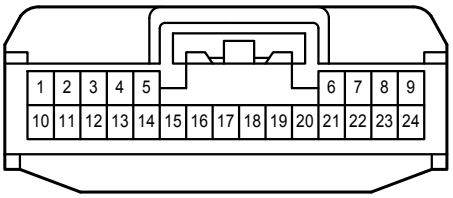

L 67
White

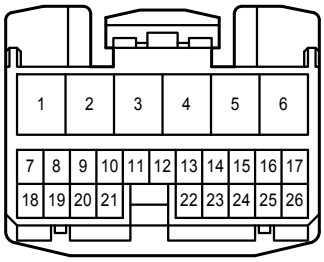

L 70
White

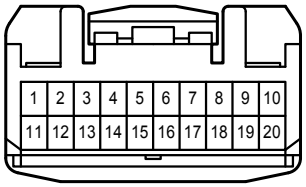

L 72
Black

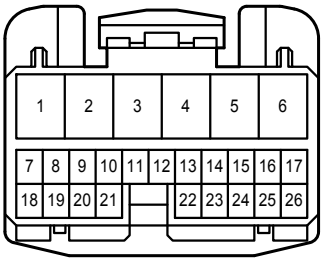

(Before Sep. 2007 Production)

L 72
Black

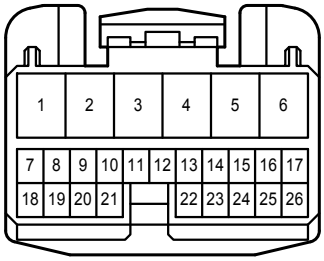

(From Sep. 2007 Production)

L 74
White

L 75
White

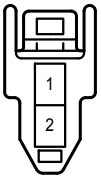

L 76
White

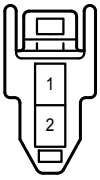

L 77
White

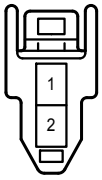

L 78
White

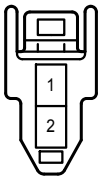

L 79
White

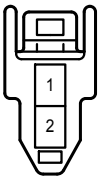

L 80
White

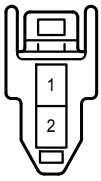

L 81
White

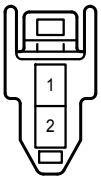

L 82
White

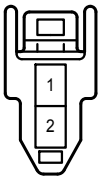

V 4
White

V 22
White



V 23
White



V 25
Orange

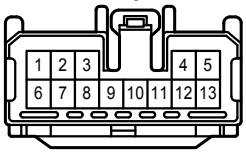

V 27
White

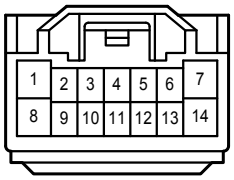

W 7
White

f 1
White

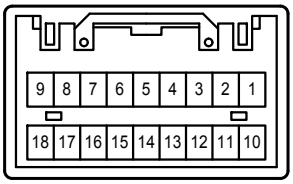

m 1
Black

n 1
Black

o 1
Black

p 1
Black

1E
White



4C
White

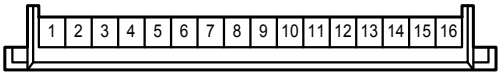

4E
White

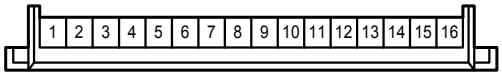

4H
White

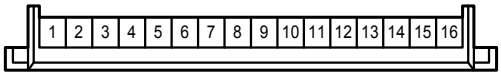

4I
White

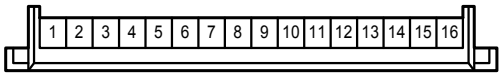

4J
White

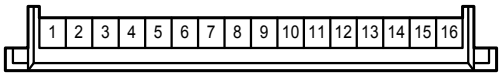

4K
White

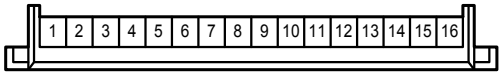

5A
White

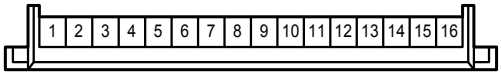

5D
White

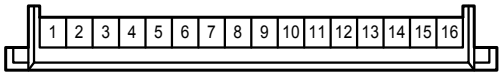

5G
White

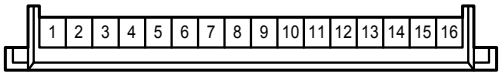

5I
White

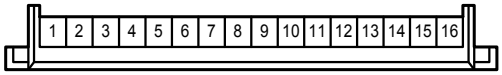

5J
White

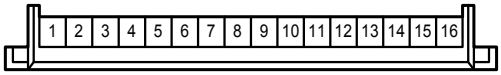

5M
White

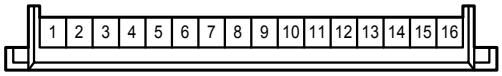

DA
White

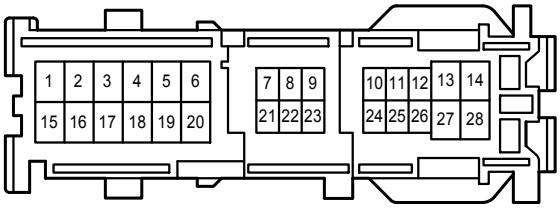

DD
White

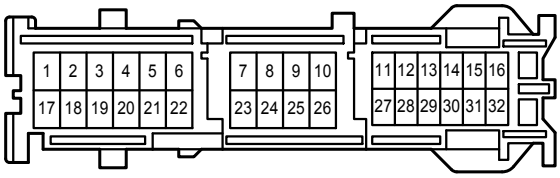

DJ
Gray

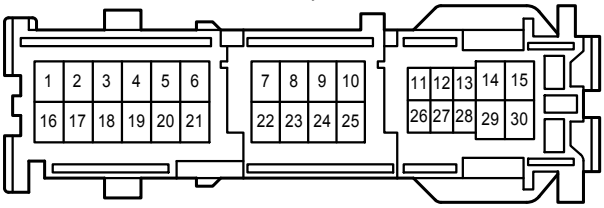

DK
Gray



DL
Gray

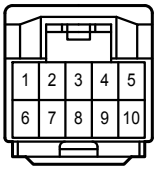

PA
White

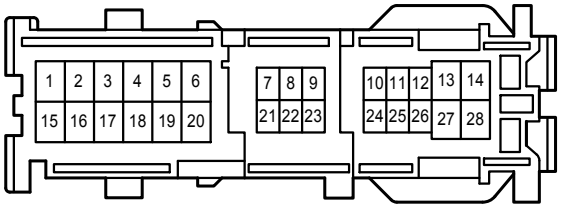

PD
White

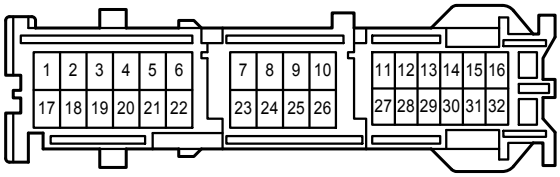

PJ
Gray

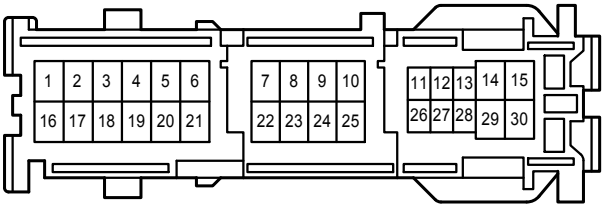

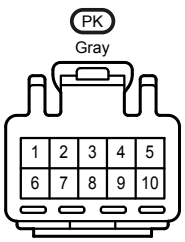
PK
Gray
1 2 3 4 5
6 7 8 9 10

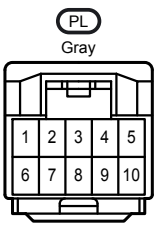
PL
Gray
1 2 3 4 5
6 7 8 9 10

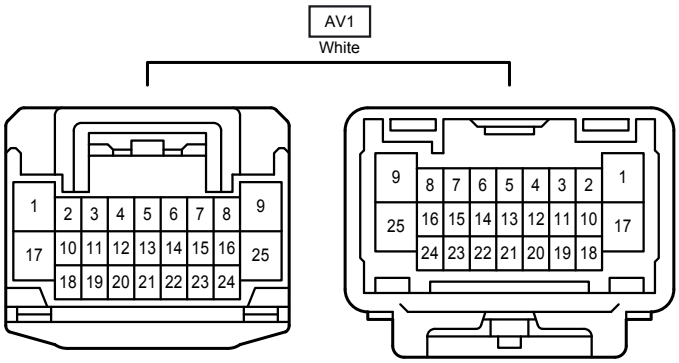
AV1
White
1 2 3 4 5 6 7 8 9
17 10 11 12 13 14 15 16 25
18 19 20 21 22 23 24
9 8 7 6 5 4 3 2 1
25 16 15 14 13 12 11 10 17
24 23 22 21 20 19 18

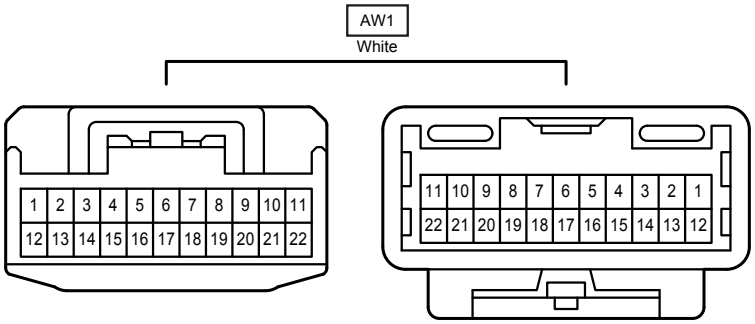
AW1
White
1 2 3 4 5 6 7 8 9 10 11
12 13 14 15 16 17 18 19 20 21 22
11 10 9 8 7 6 5 4 3 2 1
22 21 20 19 18 17 16 15 14 13 12

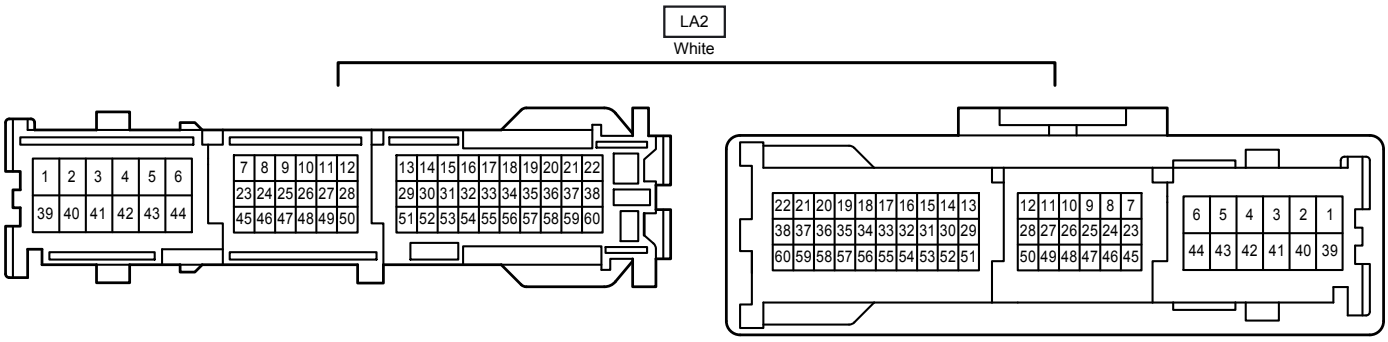
LA2
White
1 2 3 4 5 6
39 40 41 42 43 44
7 8 9 10 11 12
23 24 25 26 27 28
45 46 47 48 49 50
13 14 15 16 17 18 19 20 21 22
29 30 31 32 33 34 35 36 37 38
51 52 53 54 55 56 57 58 59 60
22 21 20 19 18 17 16 15 14 13
38 37 36 35 34 33 32 31 30 29
60 59 58 57 56 55 54 53 52 51
12 11 10 9 8 7
28 27 26 25 24 23
50 49 48 47 46 45
6 5 4 3 2 1
44 43 42 41 40 39

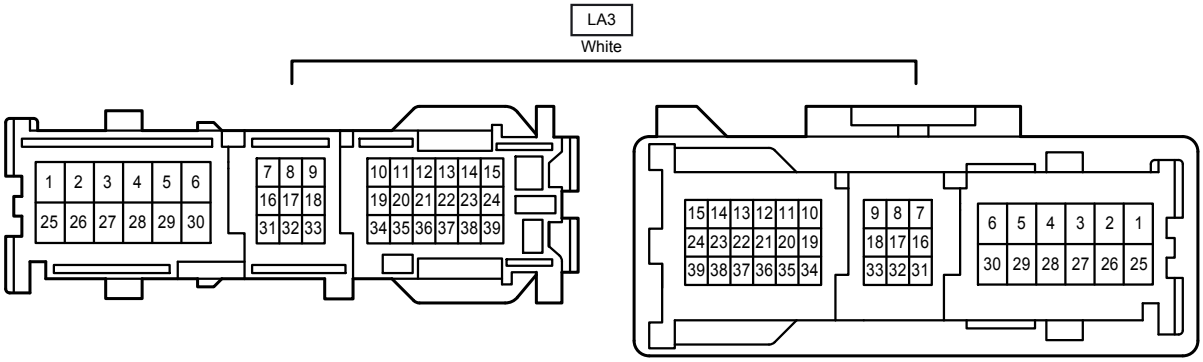
LA3
White
1 2 3 4 5 6
25 26 27 28 29 30
7 8 9
16 17 18
31 32 33
10 11 12 13 14 15
19 20 21 22 23 24
34 35 36 37 38 39
15 14 13 12 11 10
24 23 22 21 20 19
39 38 37 36 35 34
9 8 7
18 17 16
33 32 31
6 5 4 3 2 1
30 29 28 27 26 25

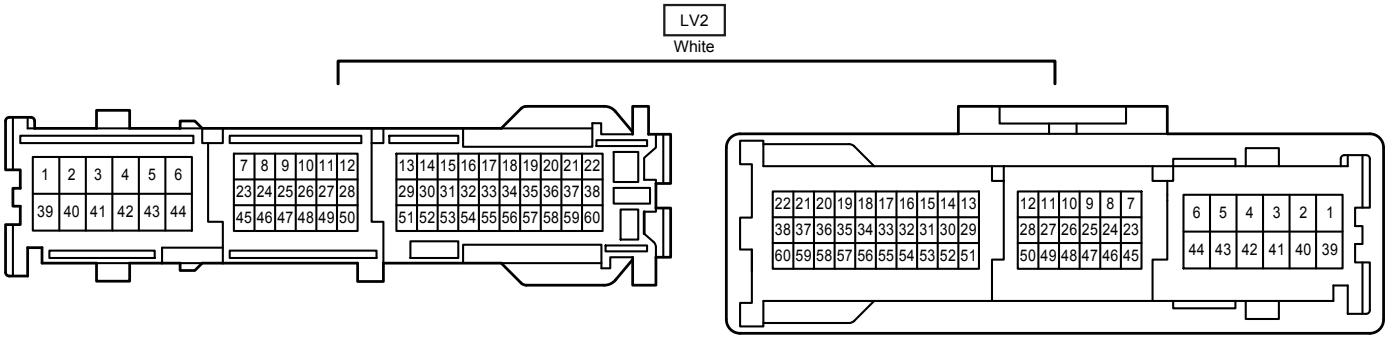
LV2
White
1 2 3 4 5 6
39 40 41 42 43 44
7 8 9 10 11 12
23 24 25 26 27 28
45 46 47 48 49 50
13 14 15 16 17 18 19 20 21 22
29 30 31 32 33 34 35 36 37 38
51 52 53 54 55 56 57 58 59 60
22 21 20 19 18 17 16 15 14 13
38 37 36 35 34 33 32 31 30 29
60 59 58 57 56 55 54 53 52 51
12 11 10 9 8 7
28 27 26 25 24 23
50 49 48 47 46 45
6 5 4 3 2 1
44 43 42 41 40 39

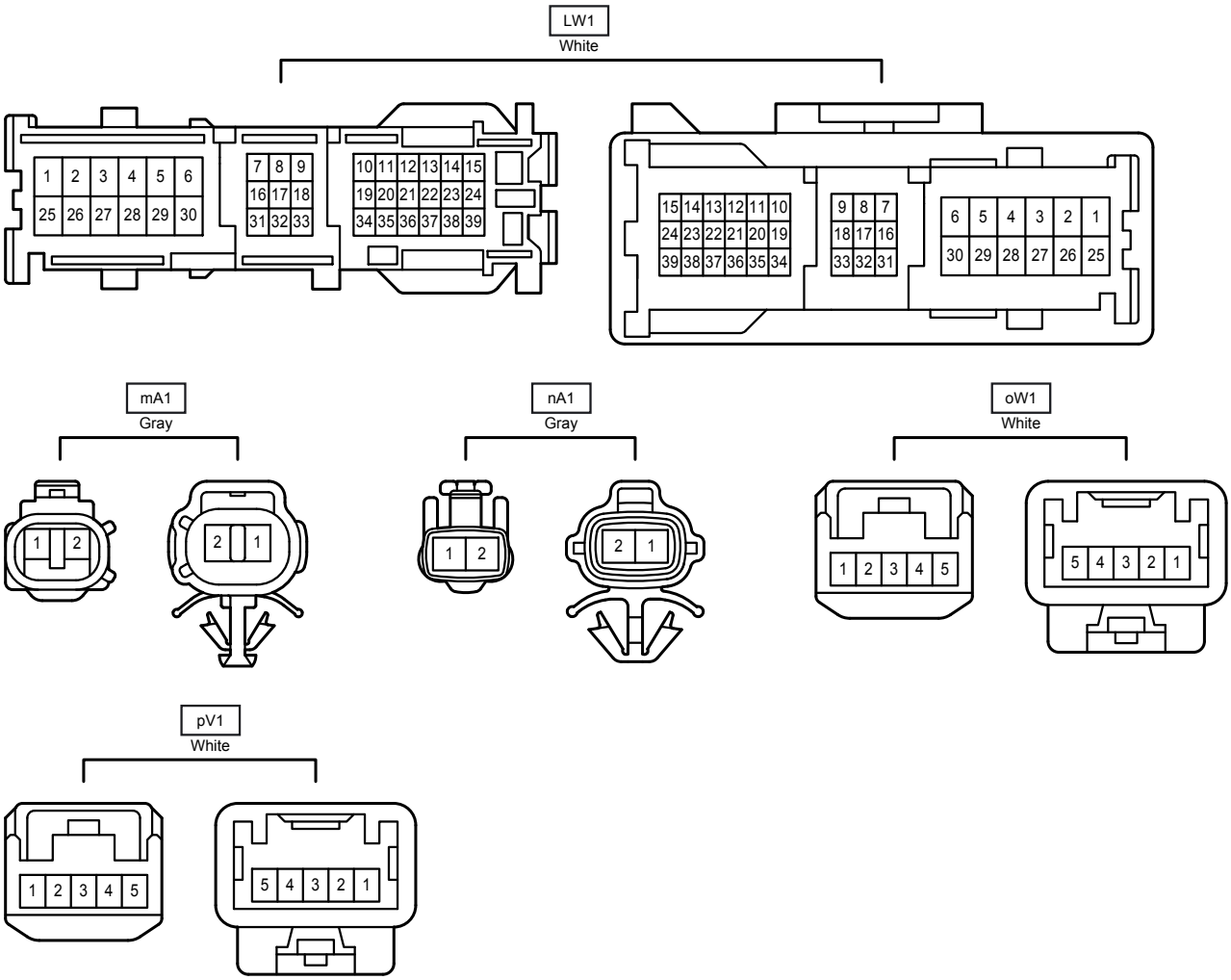
LW1
White
1 2 3 4 5 6
25 26 27 28 29 30
7 8 9
16 17 18
31 32 33
10 11 12 13 14 15
19 20 21 22 23 24
34 35 36 37 38 39
15 14 13 12 11 10
24 23 22 21 20 19
39 38 37 36 35 34
9 8 7
18 17 16
33 32 31
6 5 4 3 2 1
30 29 28 27 26 25
mA1
Gray
1 2
2 1
nA1
Gray
1 2
2 1
oW1
White
1 2 3 4 5
5 4 3 2 1

pV1
White
1 2 3 4 5
5 4 3 2 1