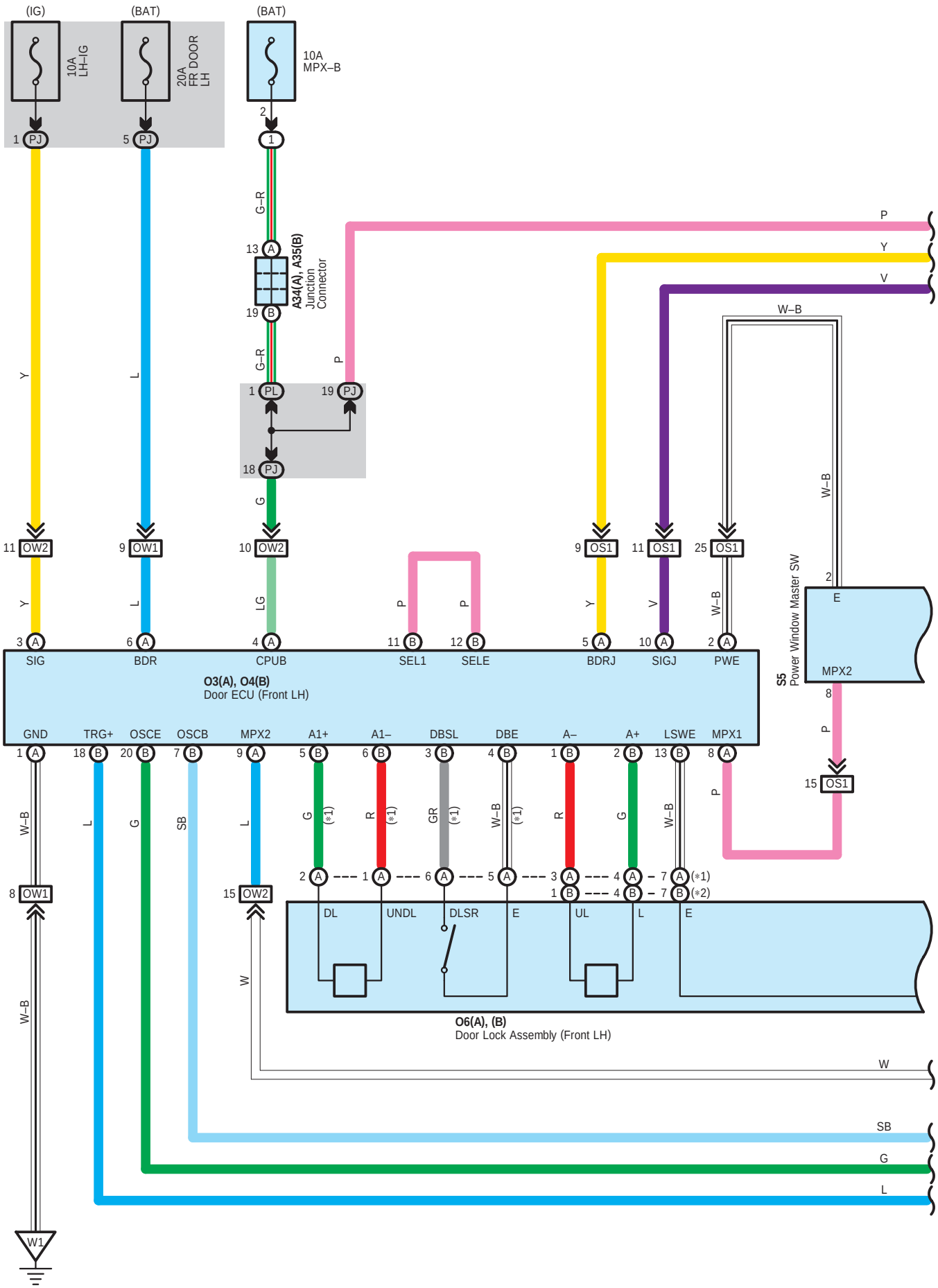
(IG)
(BAT)
(BAT)
10A LH–IG
20A FR DOOR LH
10A MPX–B
A34(A), A35(B) Junction Connector
O3(A), O4(B) Door ECU (Front LH)
SIG
BDR
CPUB
SEL1
SELE
BDRJ
SIGJ
PWE
GND
TRG+
OSCE
OSCB
MPX2
A1+
A1–
DBSL
DBE
A–
A+
LSWE
MPX1
S5 Power Window Master SW
O6(A), (B) Door Lock Assembly (Front LH)
DL
UNDL
DLSR
E
UL
L
E
W1

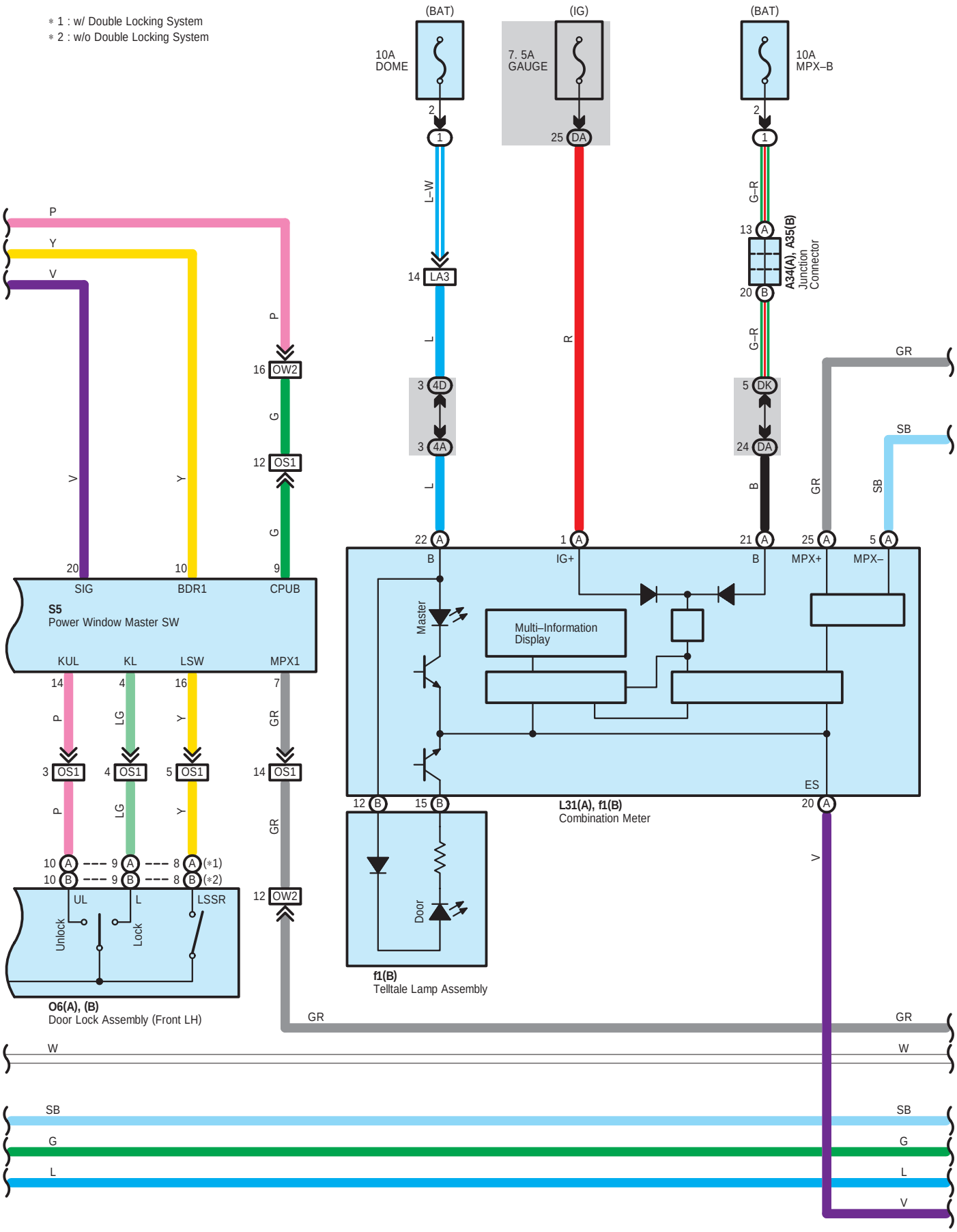
* 1 : w/ Double Locking System
* 2 : w/o Double Locking System
(BAT)
10A
DOME
(IG)
7. 5A
GAUGE
(BAT)
10A
MPX–B
L–W
G–R
A34(A), A35(B)
Junction
Connector
LA3
4D
4A
DK
DA
OW2
OS1
S5
Power Window Master SW
SIG
BDR1
CPUB
KUL
KL
LSW
MPX1
UL
L
LSSR
Unlock
Lock
O6(A), (B)
Door Lock Assembly (Front LH)
IG+
MPX+
MPX–
Master
Multi–Information
Display
ES
L31(A), f1(B)
Combination Meter
Door
f1(B)
Telltale Lamp Assembly
GR
W
SB
G
L
V

＊3 : w/ Tire Pressure Warning System

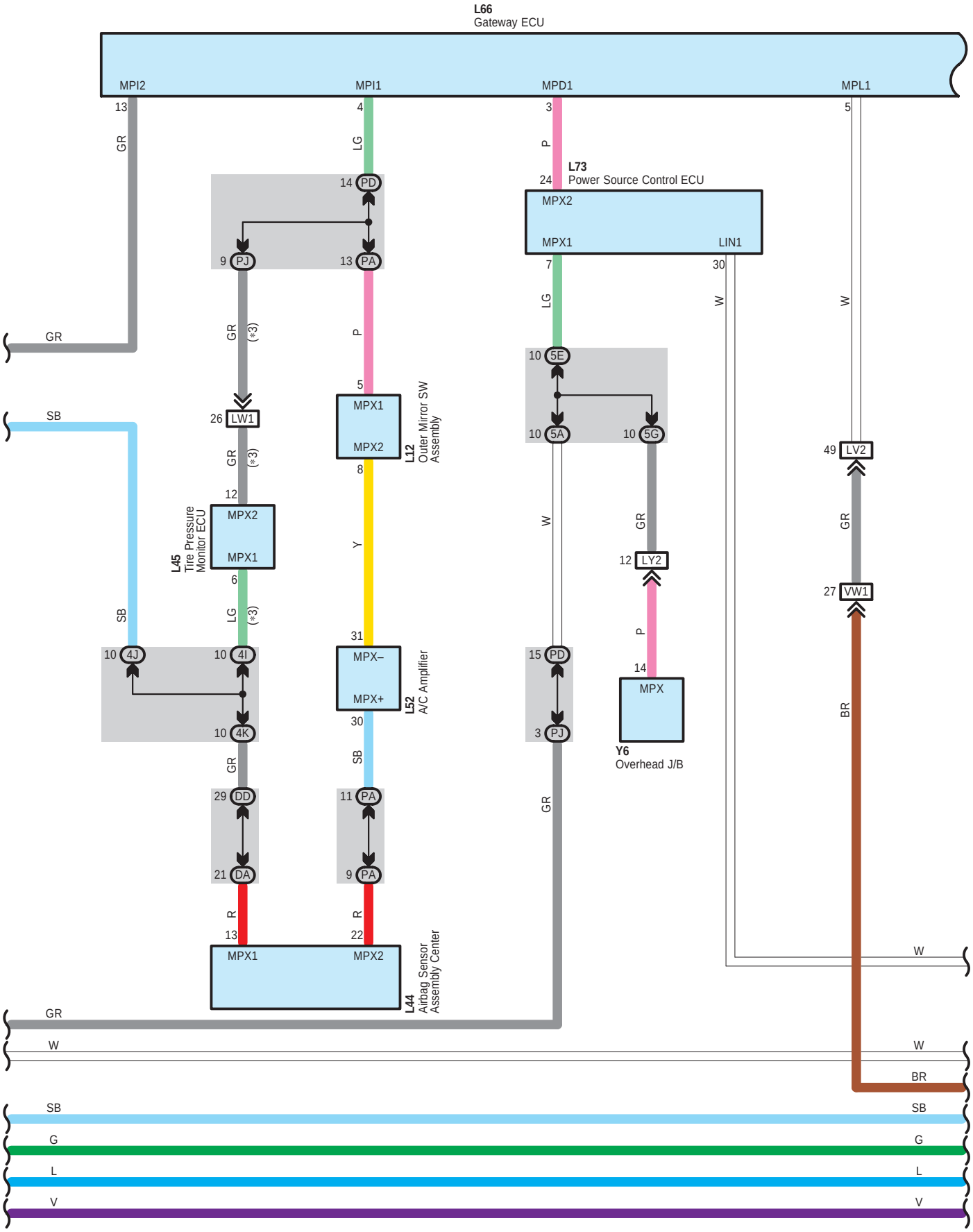

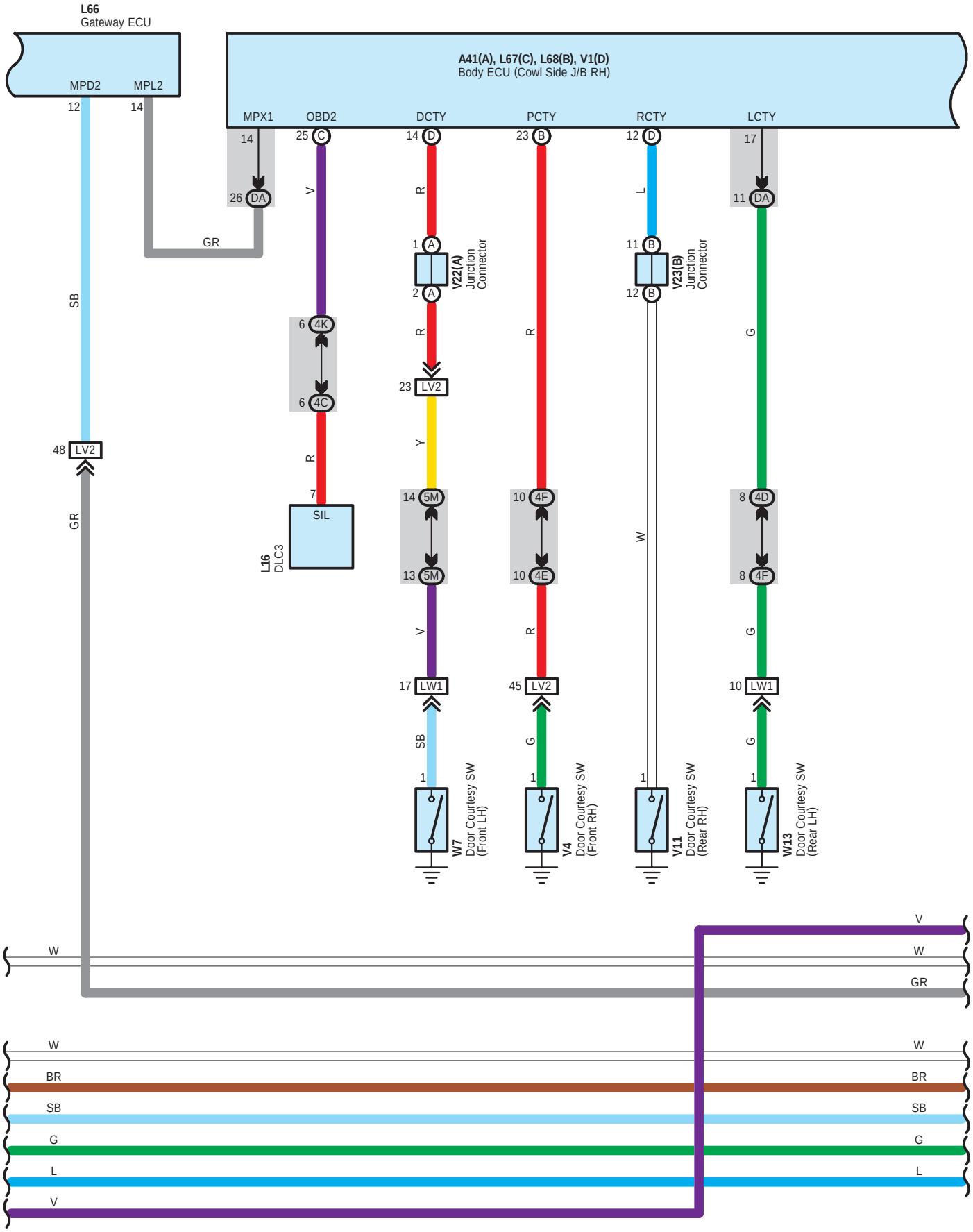
L66
Gateway ECU
MPD2
MPL2
12
14
A41(A), L67(C), L68(B), V1(D)
Body ECU (Cowl Side J/B RH)
MPX1
OBD2
DCTY
PCTY
RCTY
LCTY
14
26 DA
25 C
14 D
23 B
12 D
17
11 DA
GR
SB
V
R
L
1 A
2 A
V22(A)
Junction
Connector
11 B
12 B
V23(B)
Junction
Connector
6 4K
6 4C
23 LV2
Y
48 LV2
7
SIL
L16
DLC3
14 5M
13 5M
10 4F
10 4E
8 4D
8 4F
W
G
17 LW1
45 LV2
10 LW1
1
W7
Door Courtesy SW
(Front LH)
V4
Door Courtesy SW
(Front RH)
V11
Door Courtesy SW
(Rear RH)
W13
Door Courtesy SW
(Rear LH)
BR

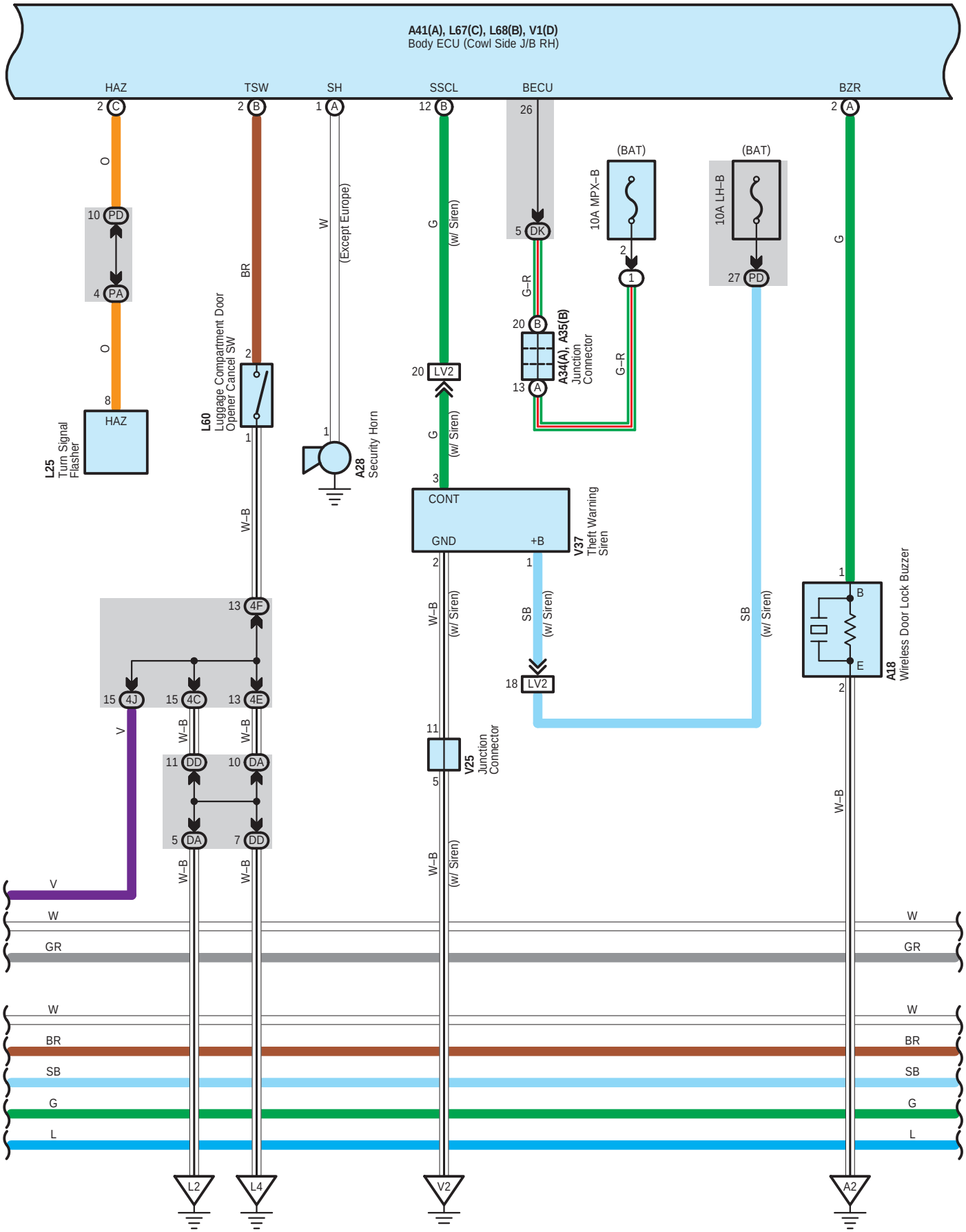
A41(A), L67(C), L68(B), V1(D)
Body ECU (Cowl Side J/B RH)
HAZ
TSW
SH
SSCL
BECU
BZR
L25 Turn Signal Flasher
L60 Luggage Compartment Door Opener Cancel SW
A28 Security Horn
(Except Europe)
(w/ Siren)
A34(A), A35(B) Junction Connector
10A MPX–B
10A LH–B
(BAT)
CONT
GND
+B
V37 Theft Warning Siren
V25 Junction Connector
A18 Wireless Door Lock Buzzer
L2
L4
V2
A2

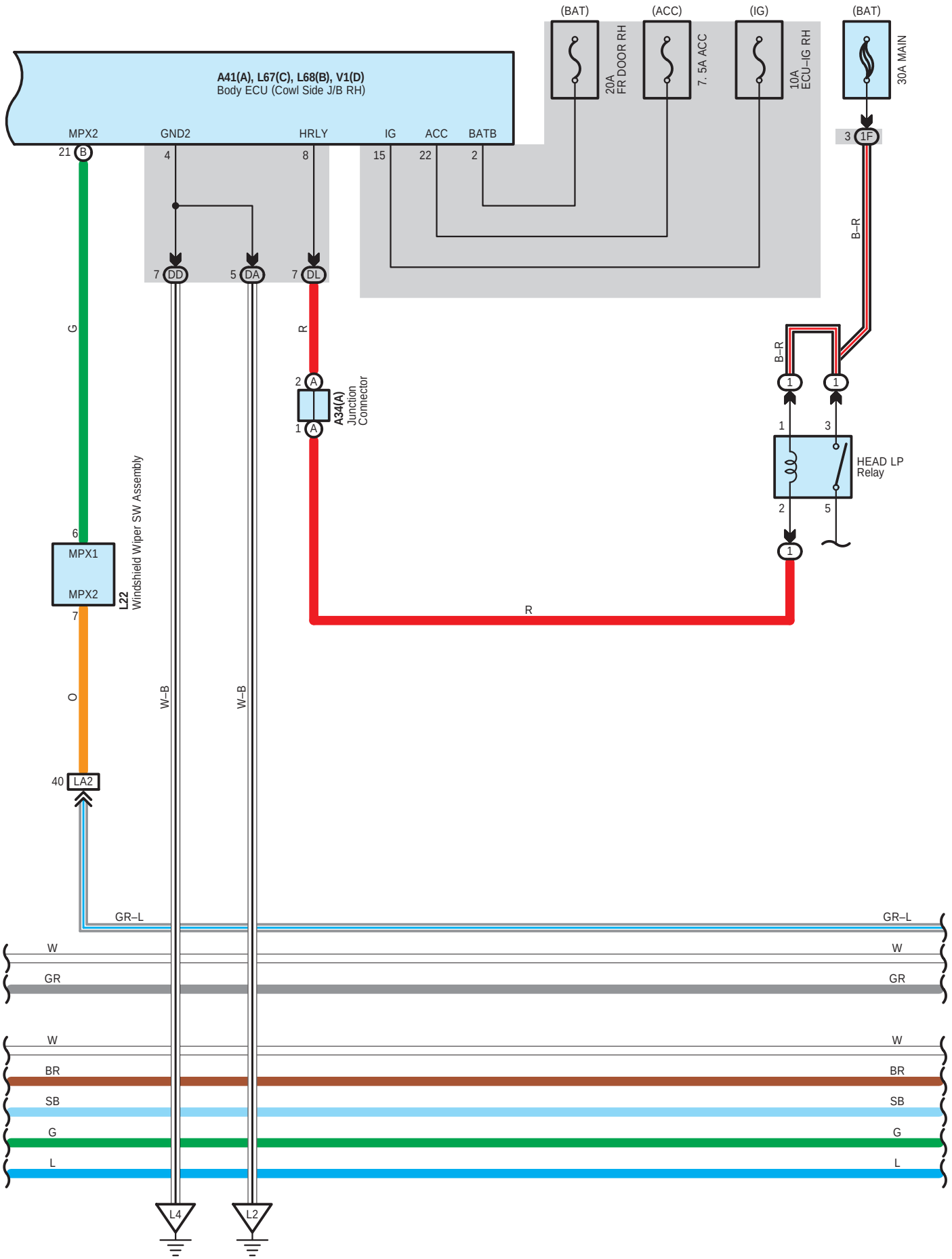
A41(A), L67(C), L68(B), V1(D)
Body ECU (Cowl Side J/B RH)
MPX2
GND2
HRLY
IG
ACC
BATB
21 B
4
8
15
22
2
7 DD
5 DA
7 DL
(BAT)
(ACC)
(IG)
(BAT)
20A FR DOOR RH
7. 5A ACC
10A ECU–IG RH
30A MAIN
3 1F
B–R
G
R
2 A
1 A
A34(A) Junction Connector
B–R
1
1
1
3
HEAD LP Relay
2
5
1
6
MPX1
MPX2
7
L22 Windshield Wiper SW Assembly
R
O
W–B
W–B
40 LA2
GR–L
GR–L
W
W
GR
GR
W
W
BR
BR
SB
SB
G
G
L
L
L4
L2

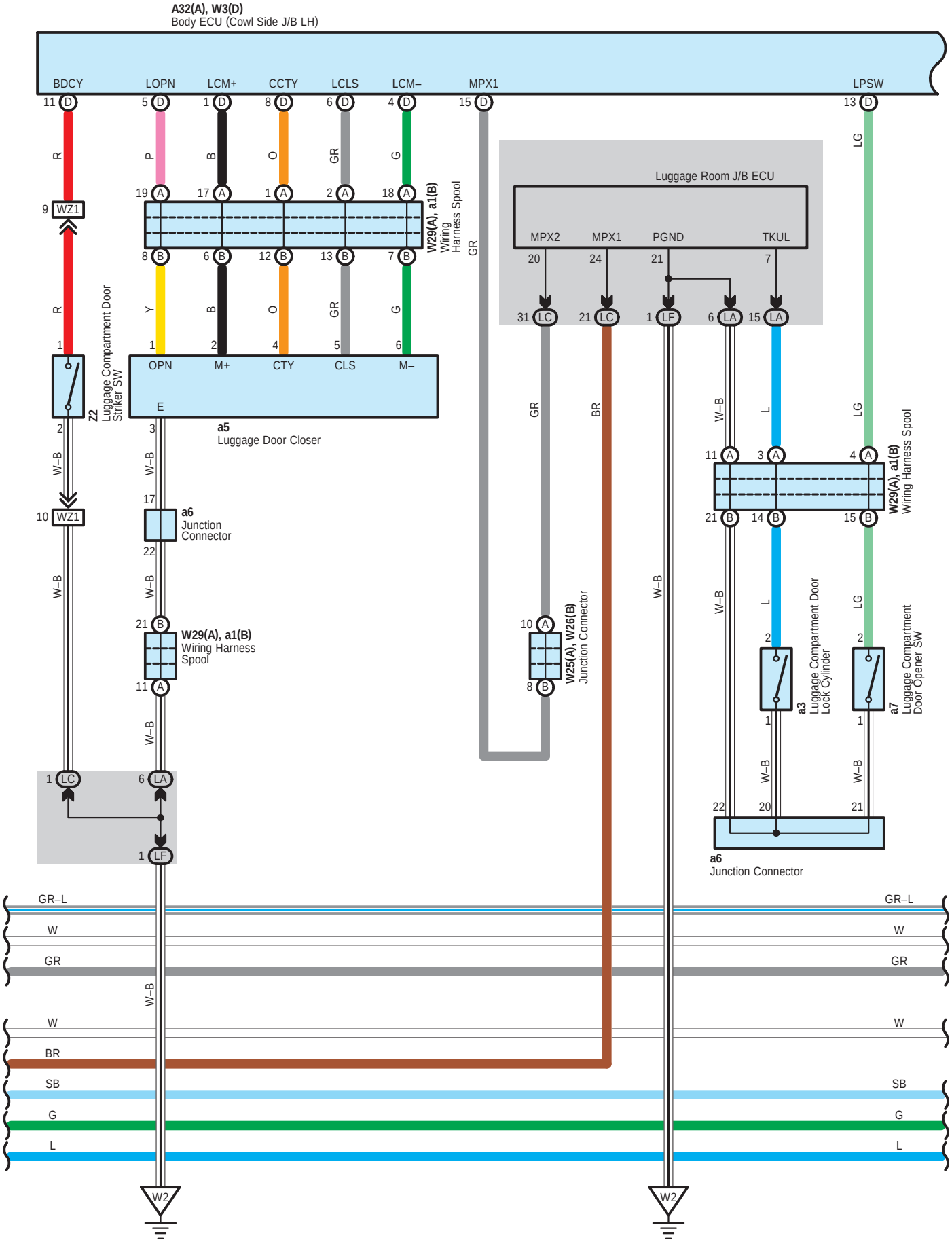
A32(A), W3(D)
Body ECU (Cowl Side J/B LH)
BDCY
LOPN
LCM+
CCTY
LCLS
LCM–
MPX1
LPSW
WZ1
W29(A), a1(B)
Wiring Harness Spool
Luggage Room J/B ECU
MPX2
MPX1
PGND
TKUL
Z2
Luggage Compartment Door Striker SW
OPN
M+
CTY
CLS
M–
a5
Luggage Door Closer
a6
Junction Connector
W25(A), W26(B)
Junction Connector
a3
Luggage Compartment Door Lock Cylinder
a7
Luggage Compartment Door Opener SW
W2

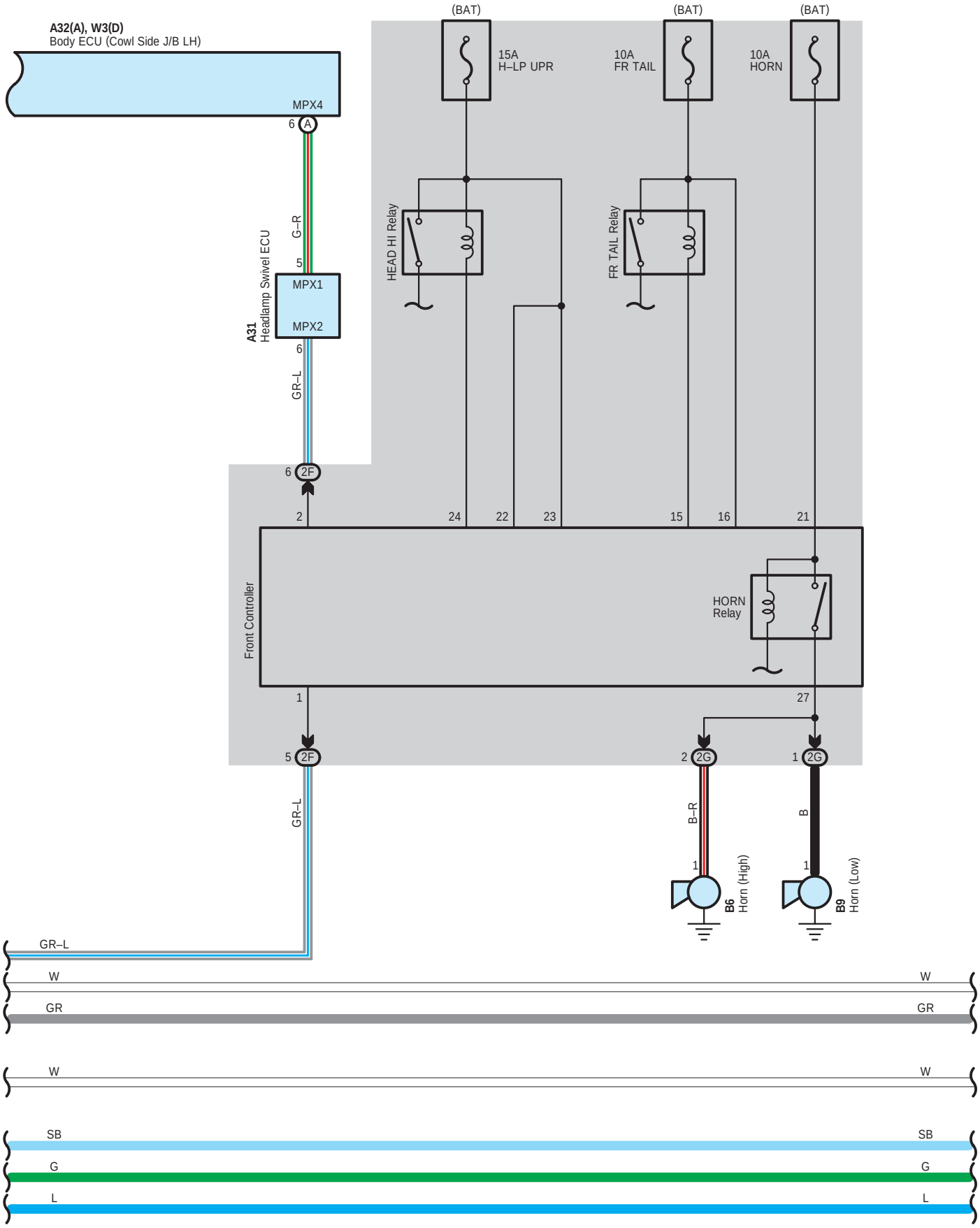
A32(A), W3(D)
Body ECU (Cowl Side J/B LH)
MPX4
6 A
G–R
5
MPX1
MPX2
A31
Headlamp Swivel ECU
6
GR–L
6 2F
(BAT)
15A
H–LP UPR
(BAT)
10A
FR TAIL
(BAT)
10A
HORN
HEAD HI Relay
FR TAIL Relay
2
24
22
23
15
16
21
Front Controller
HORN
Relay
1
27
5 2F
2 2G
1 2G
GR–L
B–R
B
1
1
B6
Horn (High)
B9
Horn (Low)
GR–L
W
W
GR
GR
W
W
SB
SB
G
G
L
L

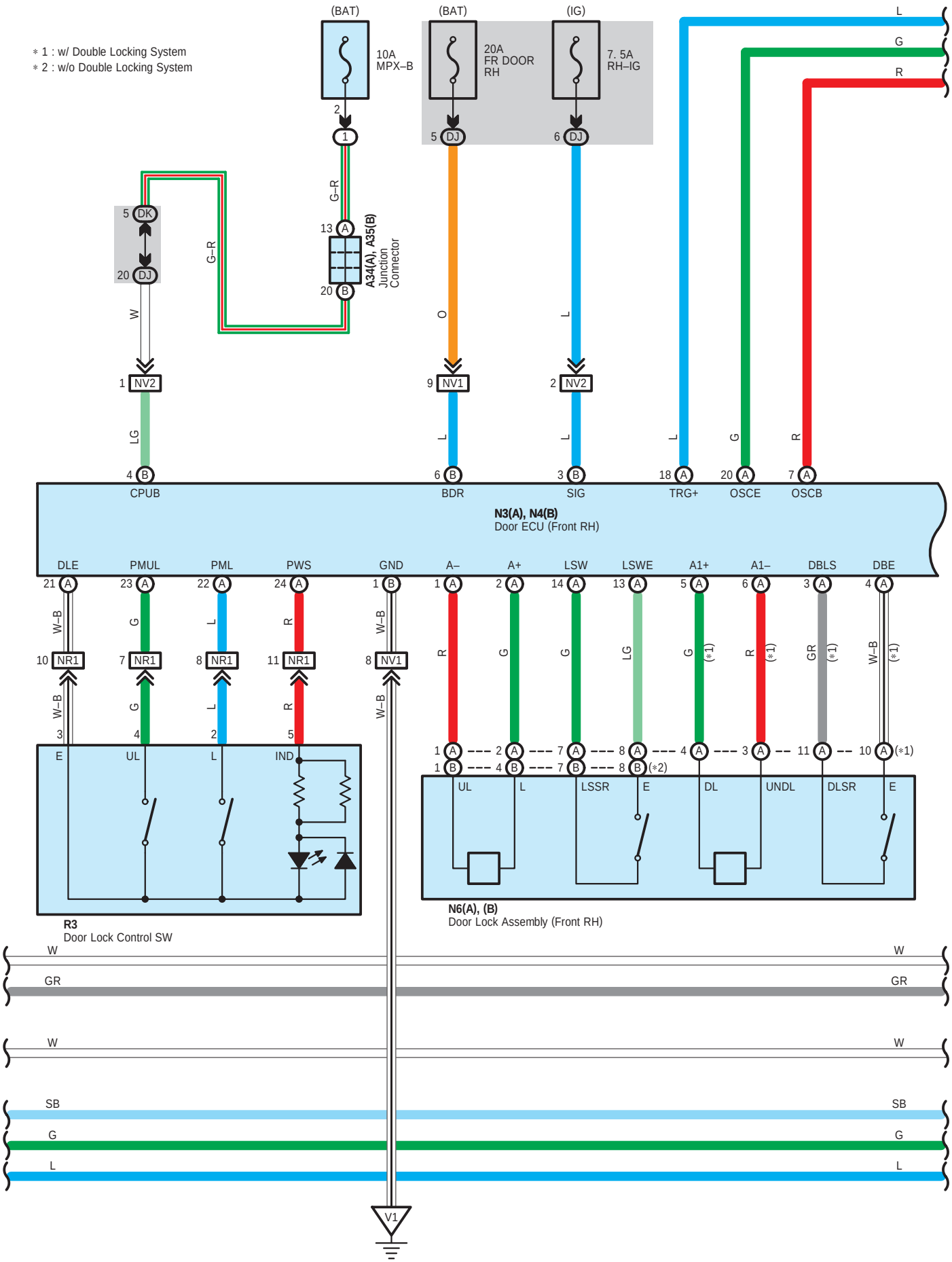
* 1 : w/ Double Locking System
* 2 : w/o Double Locking System
(BAT)
10A
MPX–B
(BAT)
20A
FR DOOR
RH
(IG)
7. 5A
RH–IG
A34(A), A35(B)
Junction
Connector
N3(A), N4(B)
Door ECU (Front RH)
CPUB
BDR
SIG
TRG+
OSCE
OSCB
DLE
PMUL
PML
PWS
GND
A–
A+
LSW
LSWE
A1+
A1–
DBLS
DBE
R3
Door Lock Control SW
N6(A), (B)
Door Lock Assembly (Front RH)
UL
L
LSSR
E
DL
UNDL
DLSR
E
V1

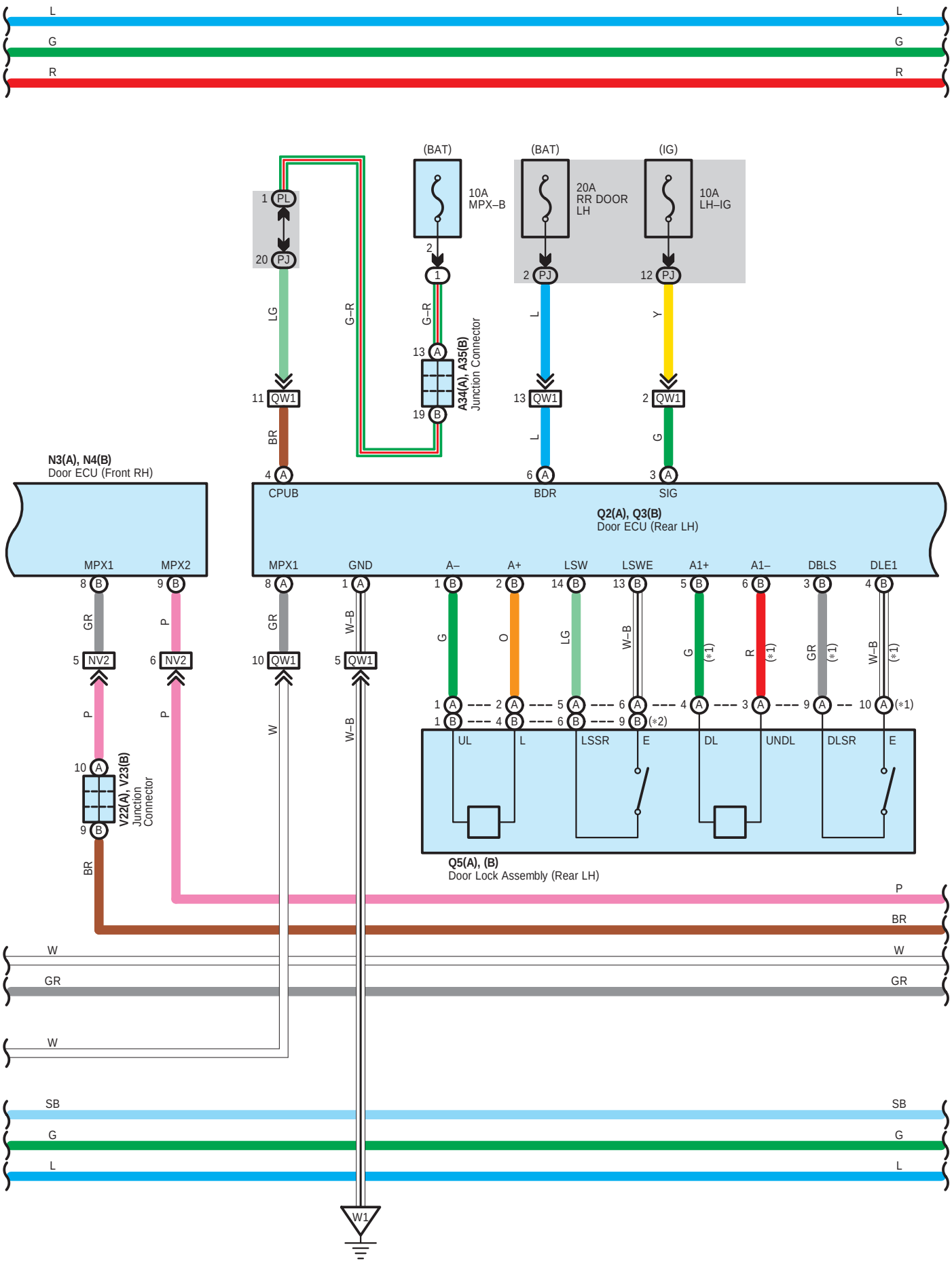
L
G
R
(BAT)
10A
MPX–B
(BAT)
20A
RR DOOR
LH
(IG)
10A
LH–IG
1 PL
20 PJ
2 PJ
12 PJ
LG
G–R
G–R
L
Y
13 A
19 B
A34(A), A35(B)
Junction Connector
11 QW1
13 QW1
2 QW1
BR
L
G
N3(A), N4(B)
Door ECU (Front RH)
4 A
CPUB
6 A
BDR
3 A
SIG
Q2(A), Q3(B)
Door ECU (Rear LH)
MPX1
MPX2
MPX1
GND
A–
A+
LSW
LSWE
A1+
A1–
DBLS
DLE1
8 B
9 B
8 A
1 A
1 B
2 B
14 B
13 B
5 B
6 B
3 B
4 B
GR
P
GR
W–B
G
O
LG
W–B
G
R
GR
W–B
(*1)
(*1)
(*1)
(*1)
5 NV2
6 NV2
10 QW1
5 QW1
1 A
2 A
5 A
6 A
4 A
3 A
9 A
10 A (*1)
1 B
4 B
6 B
9 B (*2)
P
P
W
W–B
UL
L
LSSR
E
DL
UNDL
DLSR
E
10 A
9 B
V22(A), V23(B)
Junction
Connector
BR
Q5(A), (B)
Door Lock Assembly (Rear LH)
P
BR
W
GR
W
SB
G
L
W1

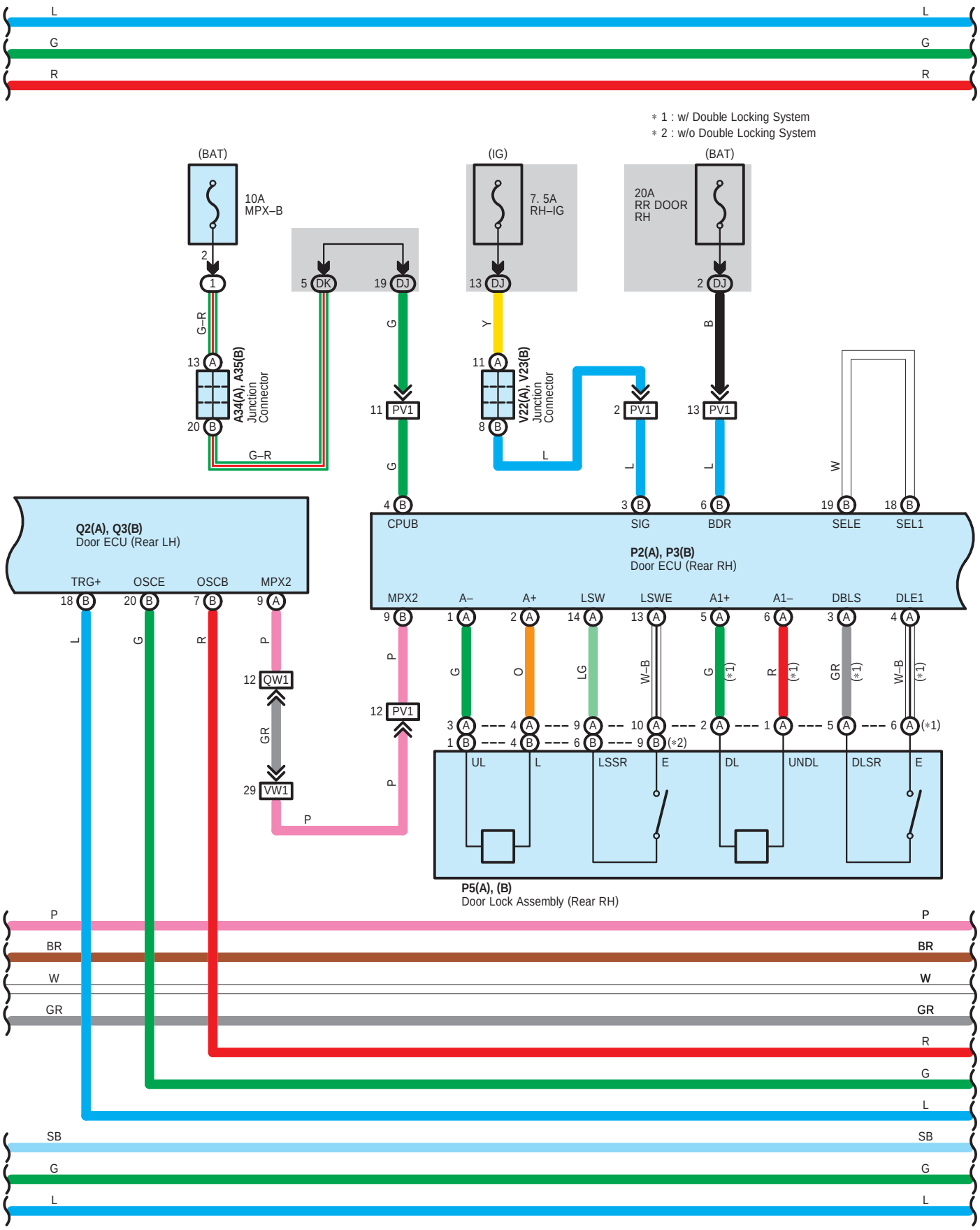
L
G
R
∗1 : w/ Double Locking System
∗2 : w/o Double Locking System
(BAT)
10A
MPX–B
(IG)
7. 5A
RH–IG
(BAT)
20A
RR DOOR
RH
G–R
A34(A), A35(B)
Junction
Connector
V22(A), V23(B)
Junction
Connector
PV1
Q2(A), Q3(B)
Door ECU (Rear LH)
TRG+
OSCE
OSCB
MPX2
QW1
VW1
CPUB
SIG
BDR
SELE
SEL1
P2(A), P3(B)
Door ECU (Rear RH)
MPX2
A–
A+
LSW
LSWE
A1+
A1–
DBLS
DLE1
UL
L
LSSR
E
DL
UNDL
DLSR
E
P5(A), (B)
Door Lock Assembly (Rear RH)
P
BR
W
GR
R
G
L
SB
G
L

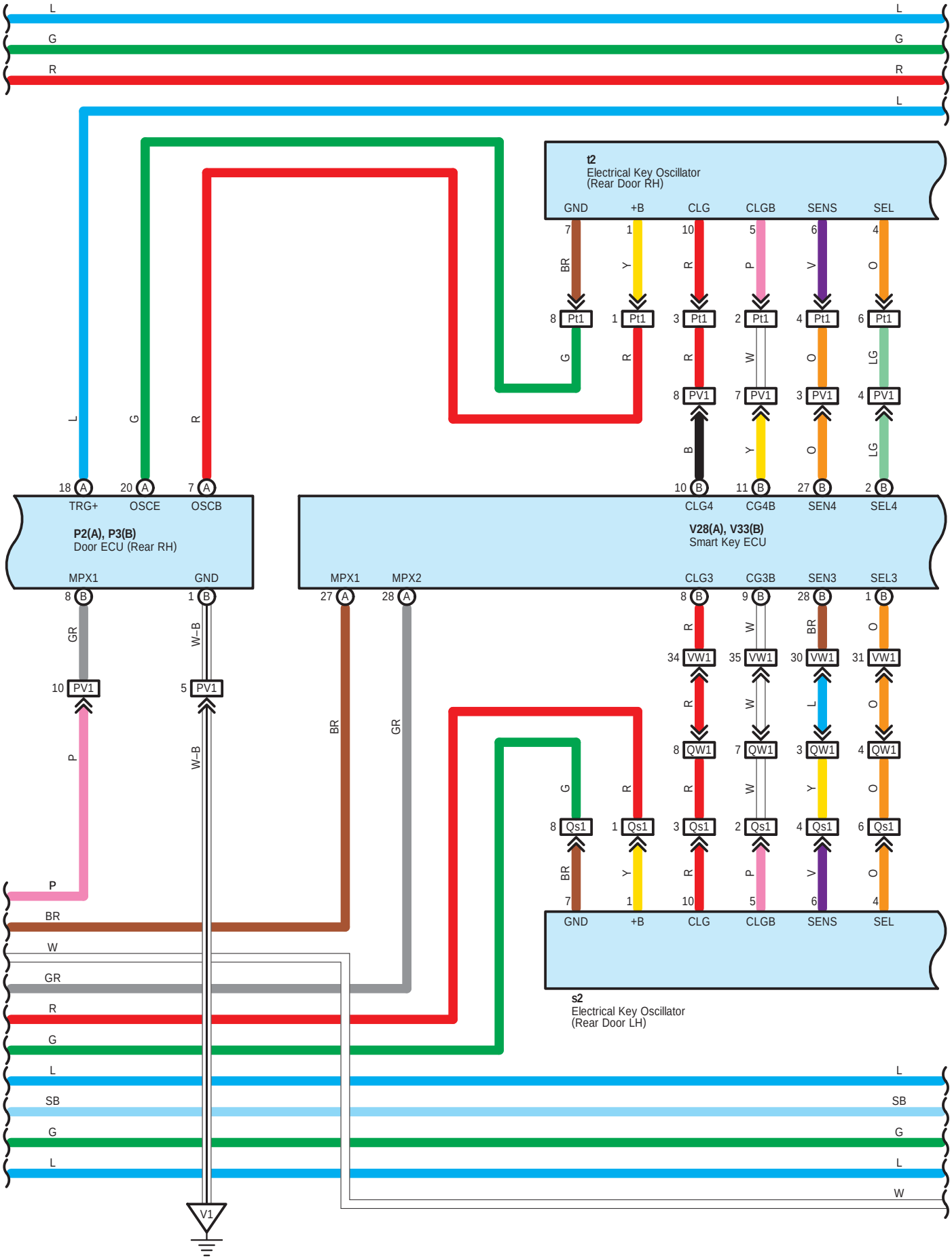
t2
Electrical Key Oscillator
(Rear Door RH)
GND
+B
CLG
CLGB
SENS
SEL
P2(A), P3(B)
Door ECU (Rear RH)
TRG+
OSCE
OSCB
MPX1
GND
V28(A), V33(B)
Smart Key ECU
MPX1
MPX2
CLG4
CG4B
SEN4
SEL4
CLG3
CG3B
SEN3
SEL3
s2
Electrical Key Oscillator
(Rear Door LH)
GND
+B
CLG
CLGB
SENS
SEL
Pt1
PV1
VW1
QW1
Qs1
V1

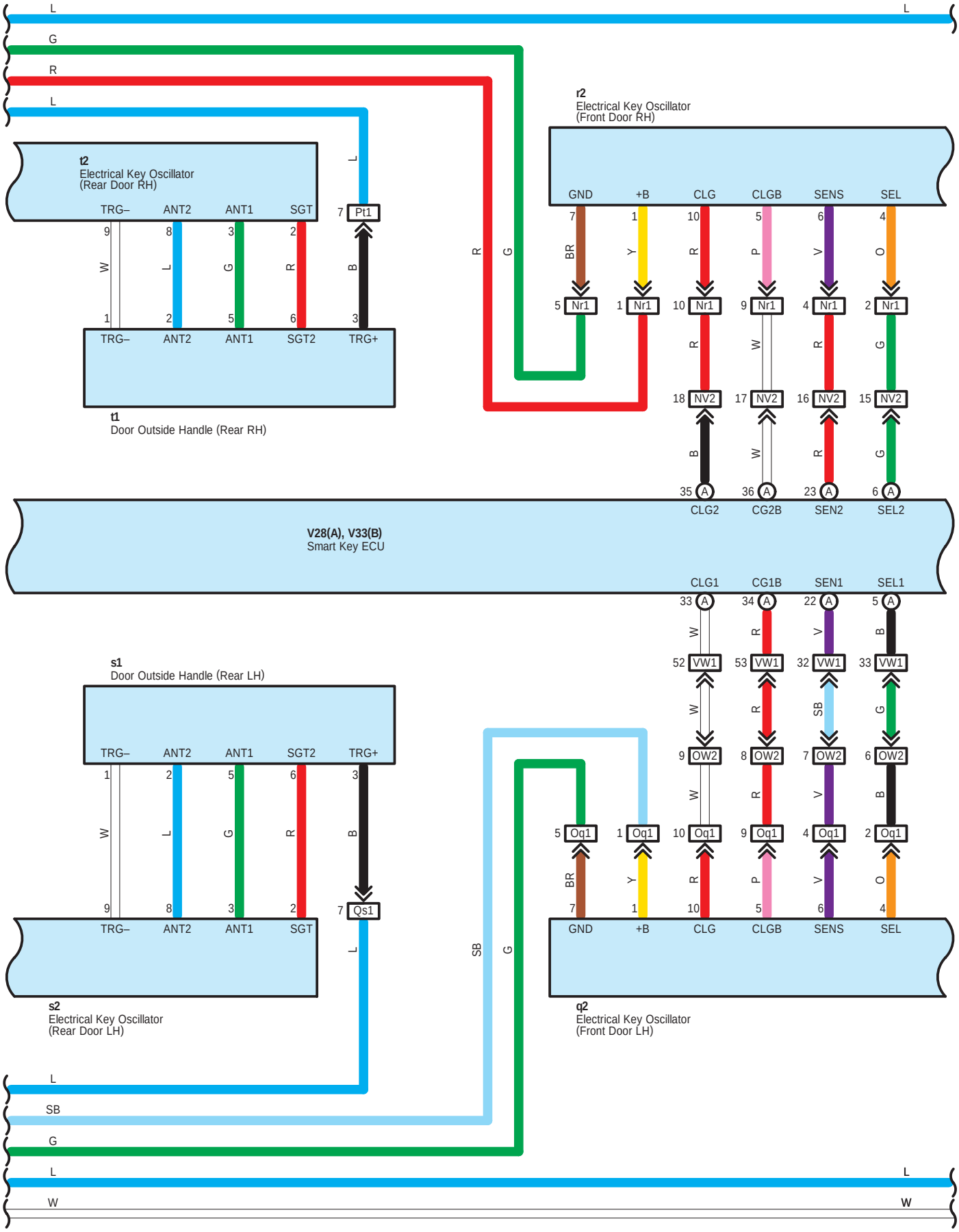
L
G
R
L
t2
Electrical Key Oscillator
(Rear Door RH)
TRG–
ANT2
ANT1
SGT
7 Pt1
9
8
3
2
W
L
G
R
B
1
2
5
6
3
TRG–
ANT2
ANT1
SGT2
TRG+
t1
Door Outside Handle (Rear RH)
r2
Electrical Key Oscillator
(Front Door RH)
GND
+B
CLG
CLGB
SENS
SEL
7
1
10
5
6
4
BR
Y
R
P
V
O
5 Nr1
1 Nr1
10 Nr1
9 Nr1
4 Nr1
2 Nr1
R
W
R
G
18 NV2
17 NV2
16 NV2
15 NV2
B
W
R
G
35 A
36 A
23 A
6 A
CLG2
CG2B
SEN2
SEL2
V28(A), V33(B)
Smart Key ECU
CLG1
CG1B
SEN1
SEL1
33 A
34 A
22 A
5 A
W
R
V
B
52 VW1
53 VW1
32 VW1
33 VW1
W
R
SB
G
9 OW2
8 OW2
7 OW2
6 OW2
W
R
V
B
5 Oq1
1 Oq1
10 Oq1
9 Oq1
4 Oq1
2 Oq1
BR
Y
R
P
V
O
7
1
10
5
6
4
GND
+B
CLG
CLGB
SENS
SEL
s1
Door Outside Handle (Rear LH)
TRG–
ANT2
ANT1
SGT2
TRG+
1
2
5
6
3
W
L
G
R
B
9
8
3
2
7 Qs1
TRG–
ANT2
ANT1
SGT
s2
Electrical Key Oscillator
(Rear Door LH)
q2
Electrical Key Oscillator
(Front Door LH)
L
SB
G
L
W

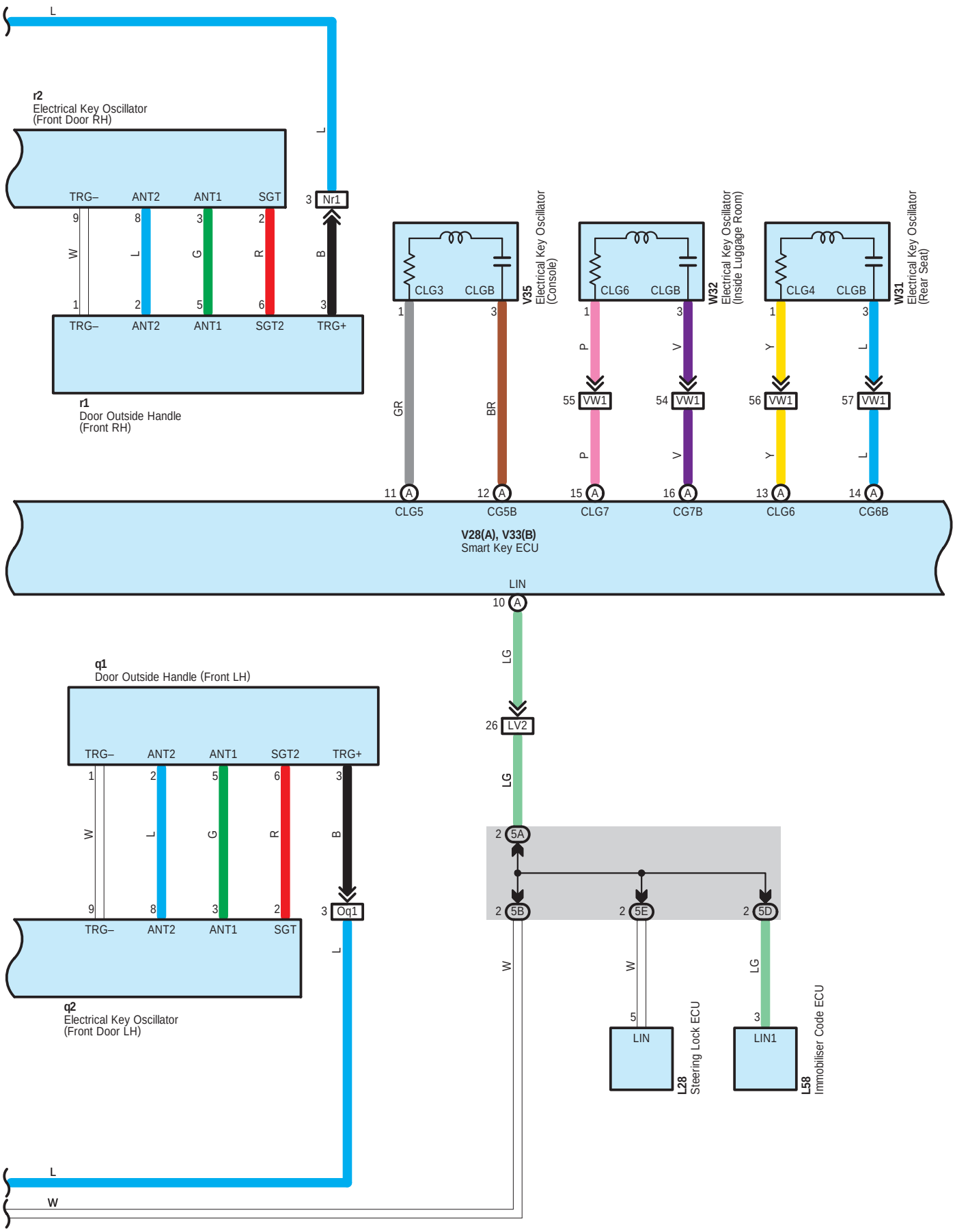
L
r2
Electrical Key Oscillator
(Front Door RH)
TRG–
ANT2
ANT1
SGT
3
Nr1
9
8
3
2
W
L
G
R
B
1
2
5
6
3
TRG–
ANT2
ANT1
SGT2
TRG+
r1
Door Outside Handle
(Front RH)
CLG3
CLGB
V35
Electrical Key Oscillator
(Console)
CLG6
CLGB
W32
Electrical Key Oscillator
(Inside Luggage Room)
CLG4
CLGB
W31
Electrical Key Oscillator
(Rear Seat)
GR
BR
P
V
Y
55
VW1
54
VW1
56
VW1
57
VW1
11
12
15
16
13
14
CLG5
CG5B
CLG7
CG7B
CLG6
CG6B
V28(A), V33(B)
Smart Key ECU
LIN
10
LG
26
LV2
2
5A
2
5B
2
5E
2
5D
q1
Door Outside Handle (Front LH)
TRG–
ANT2
ANT1
SGT2
TRG+
3
Oq1
TRG–
ANT2
ANT1
SGT
q2
Electrical Key Oscillator
(Front Door LH)
5
LIN
L28
Steering Lock ECU
3
LIN1
L58
Immobiliser Code ECU
W

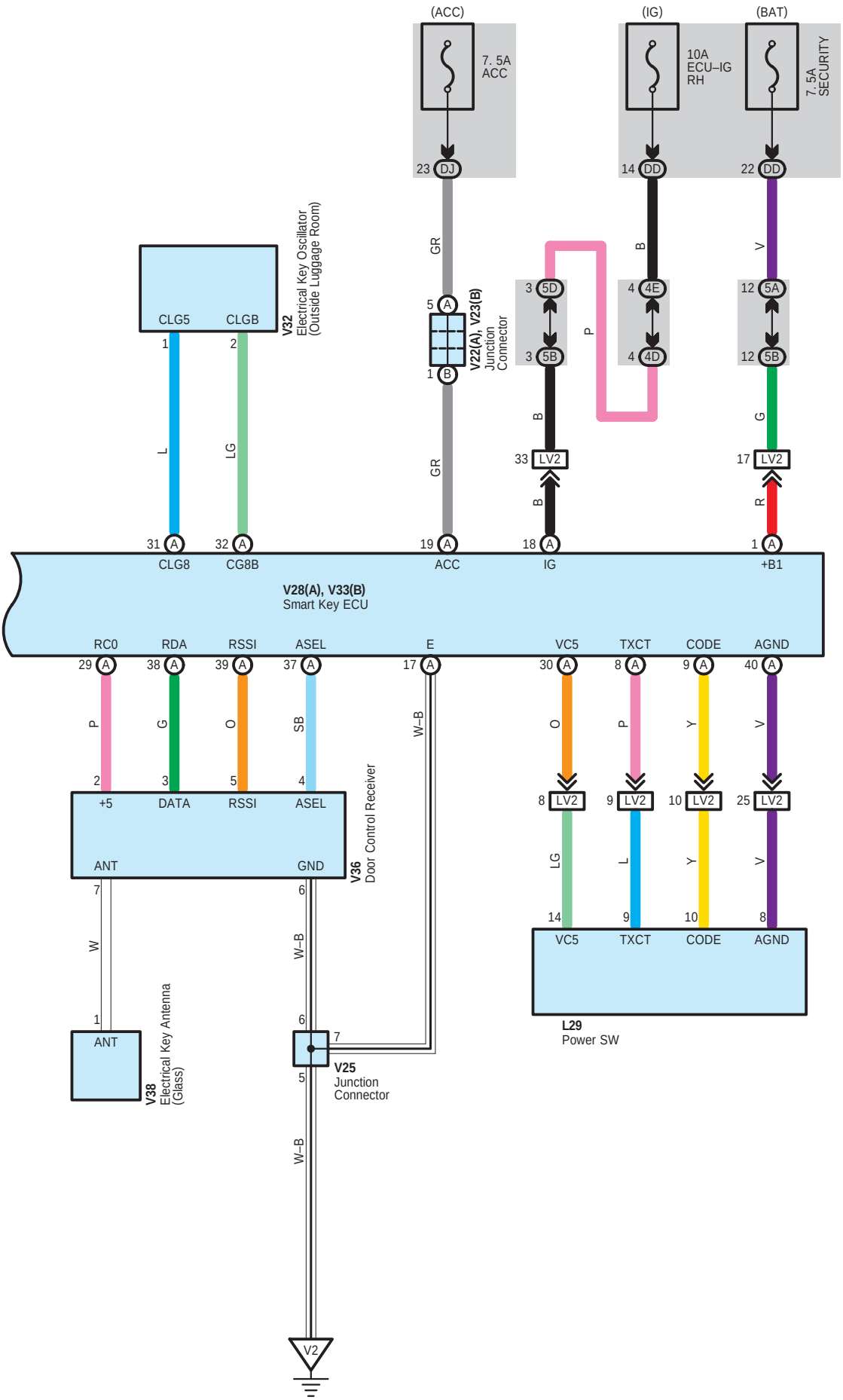
(ACC)
7. 5A
ACC
23 DJ
(IG)
10A
ECU–IG
RH
14 DD
(BAT)
7. 5A
SECURITY
22 DD
GR
B
V
V32
Electrical Key Oscillator
(Outside Luggage Room)
CLG5
CLGB
1
2
5 A
1 B
V22(A), V23(B)
Junction
Connector
3 5D
3 5B
4 4E
4 4D
12 5A
12 5B
P
L
LG
B
G
33 LV2
17 LV2
B
R
31 A
32 A
19 A
18 A
1 A
CLG8
CG8B
ACC
IG
+B1
V28(A), V33(B)
Smart Key ECU
RC0
RDA
RSSI
ASEL
E
VC5
TXCT
CODE
AGND
29 A
38 A
39 A
37 A
17 A
30 A
8 A
9 A
40 A
P
G
O
SB
W–B
O
P
Y
V
2
3
5
4
8 LV2
9 LV2
10 LV2
25 LV2
+5
DATA
RSSI
ASEL
V36
Door Control Receiver
ANT
GND
7
6
LG
L
Y
V
14
9
10
8
W
W–B
VC5
TXCT
CODE
AGND
1
6
7
ANT
V38
Electrical Key Antenna
(Glass)
V25
Junction
Connector
L29
Power SW
5
W–B
V2

A 18
Black

A 28
Black

A 31
White

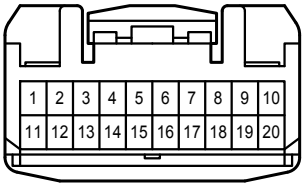

A 32
White

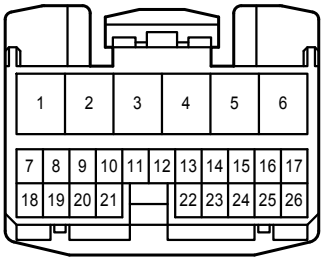

A 34
Blue

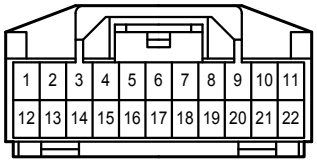

A 35
Blue

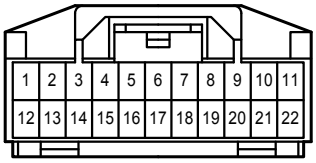

A 41
White

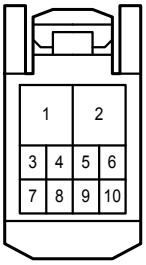

B 6
Black

B 9
Black

L 12
White

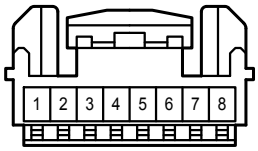

L 16
White

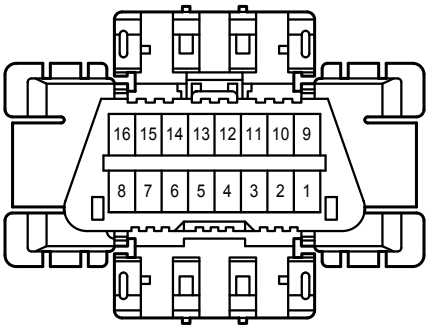

L 22
White

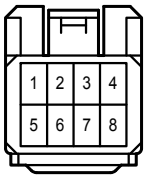

L 25
Black

L 28
Black

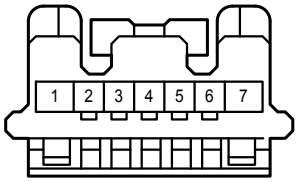

L 29
Black

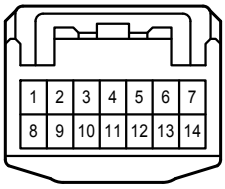

L 31
White

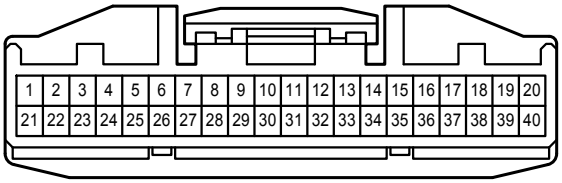

L 44
Yellow

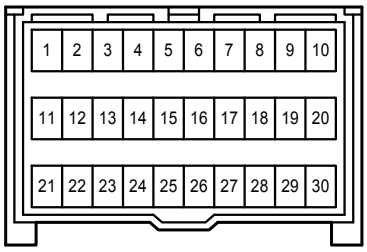

L 45
Black

L 52
White

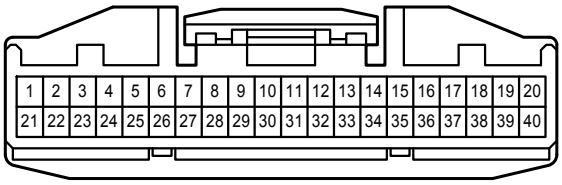

L 58
White

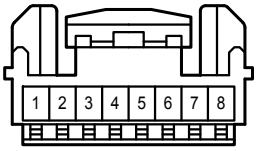

L 60
Blue



L 66
White

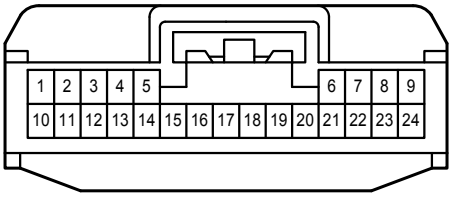

L 67
White

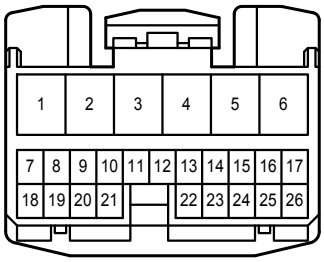

L 68
White

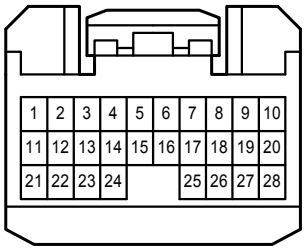

L 73
White

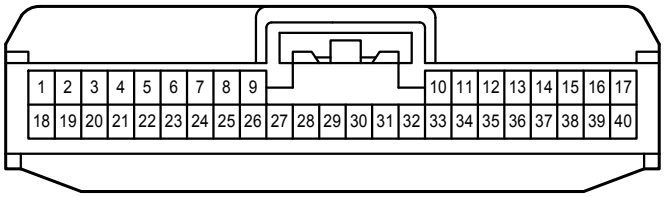

N 3
White

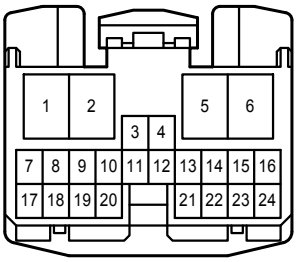

N 4
White

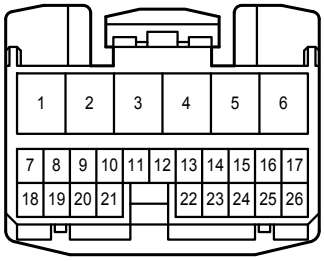

N 6
White

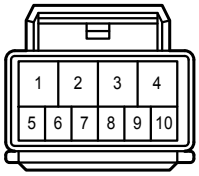

O 3
White

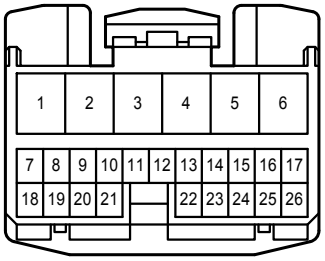

O 4
White

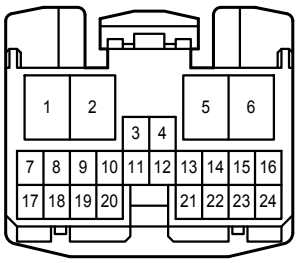

O 6
White

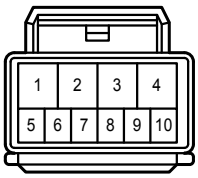

P 2
White

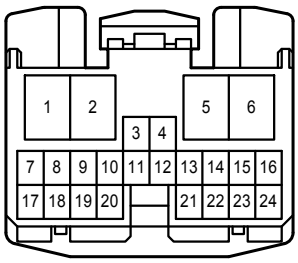

P 3
White

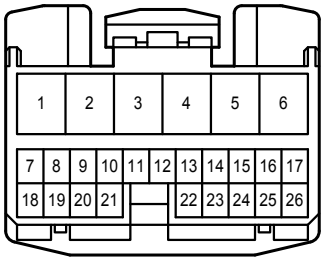

P 5
White

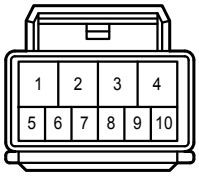

Q 2
White

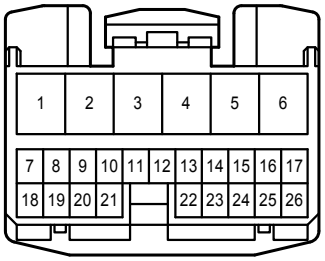

Q 3
White

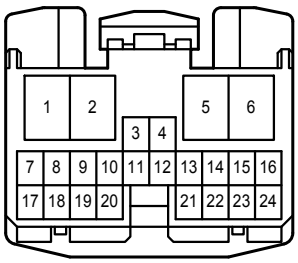

Q 5
White

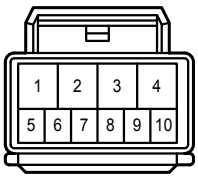

R 3
White

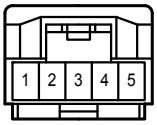

S 5
White

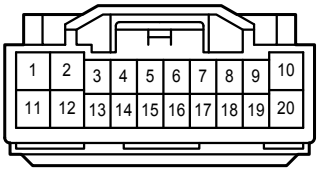

V 1
White

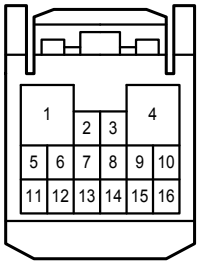

V 4
White

V 11
White

V 22
White



V 23
White



V 25
Orange

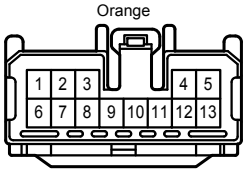

V 28
White

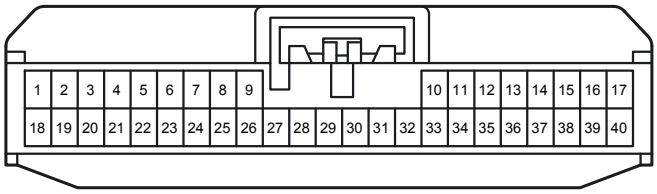

V 32
White

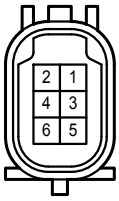

V 33
White

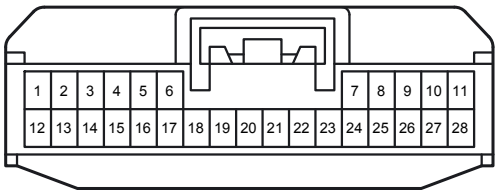

V 35
White

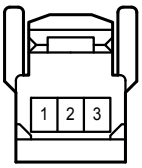

V 36
White

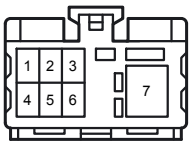

V 37
Black

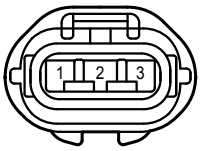

V 38
Gray

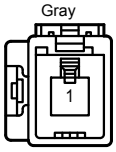

W 3
White

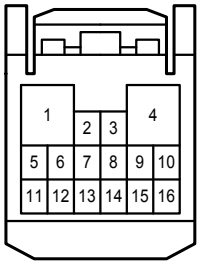

W 7
White

W 13
White

W 25
Gray

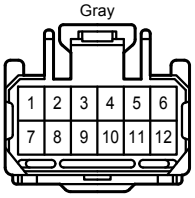

W 26
Gray

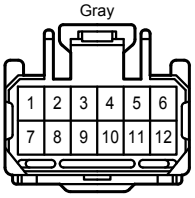

W 29
White

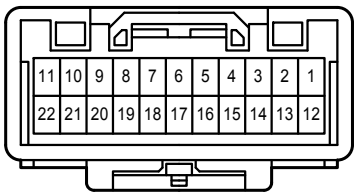

W 31
White

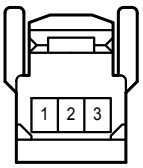

W 32
White

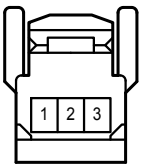

Y 6
White

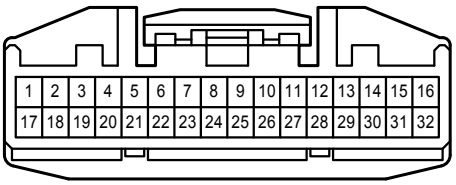

Z 2
White

a 1
White

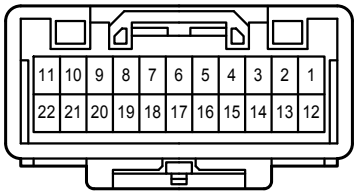

a 3
White



a 5
White

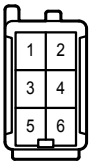

a 6
White

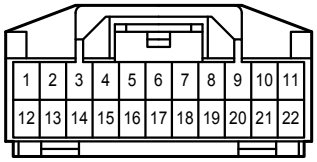

a 7
White

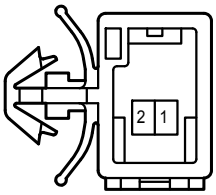

f 1
White

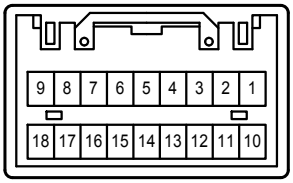

q 1
White

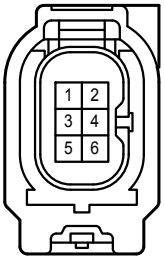

q 2
Black

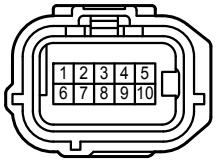

r 1
White



r 2
Black

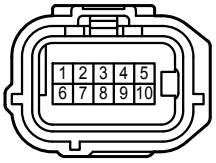

s 1
White



s 2
Black

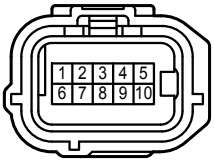

t 1
White



t 2
Black

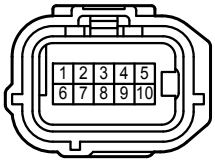

1F
White

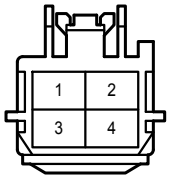

2F
Black

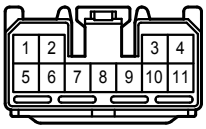

2G
Black

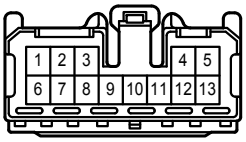

4A
White

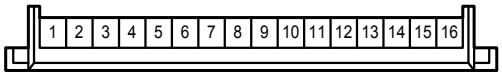

4C
White

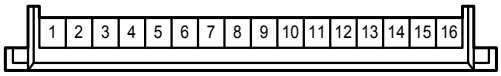

4D
White

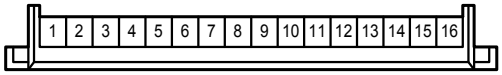

4E
White

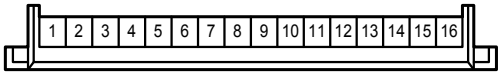

4F
White

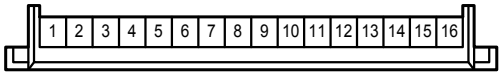

4I
White

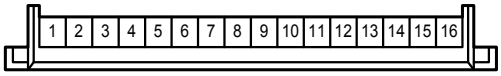

4J
White

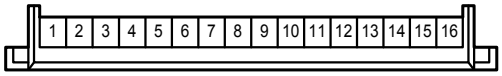

4K
White

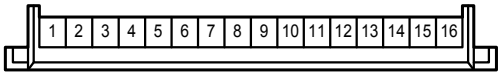

5A
White

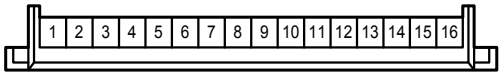

5B
White

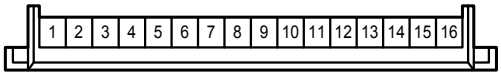

5D
White

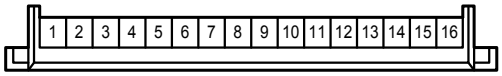

5E
White

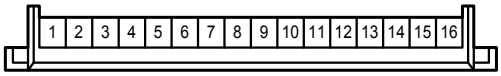

5G
White

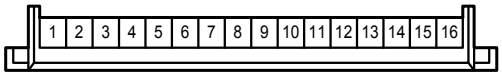

5M
White

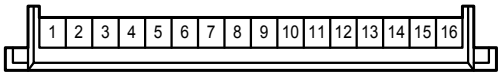

DA
White

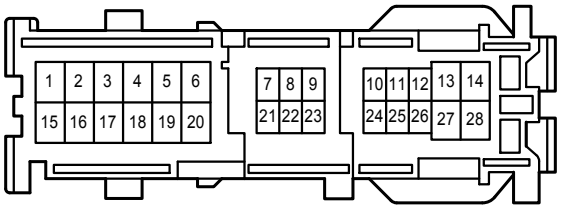

DD
White

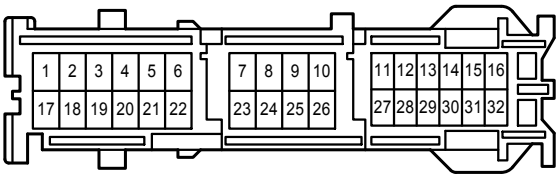

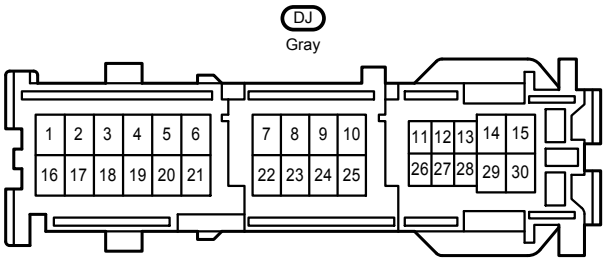
DJ
Gray

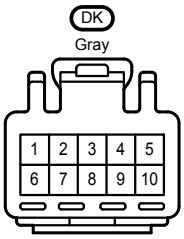
DK
Gray

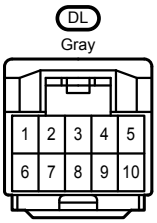
DL
Gray

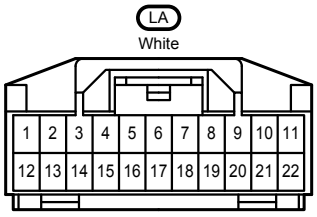
LA
White

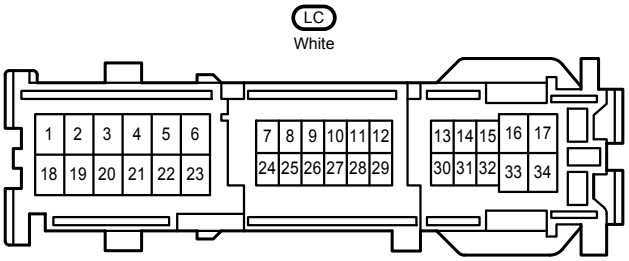
LC
White

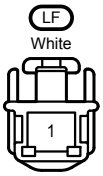
LF
White

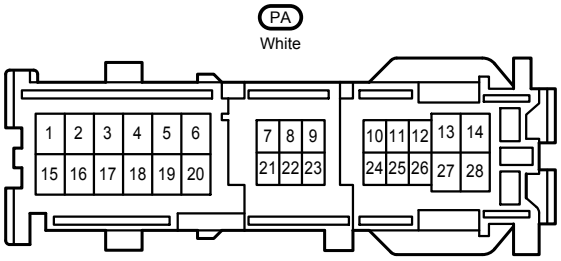
PA
White

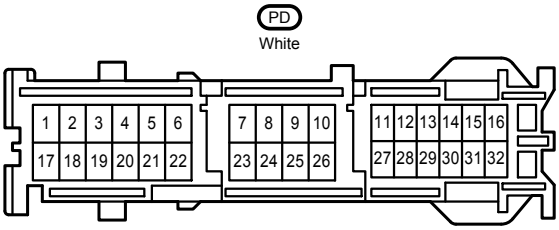
PD
White

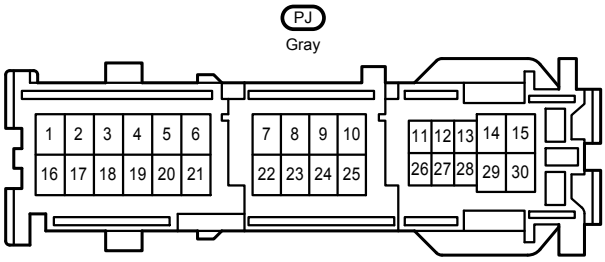
PJ
Gray

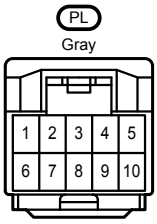
PL
Gray

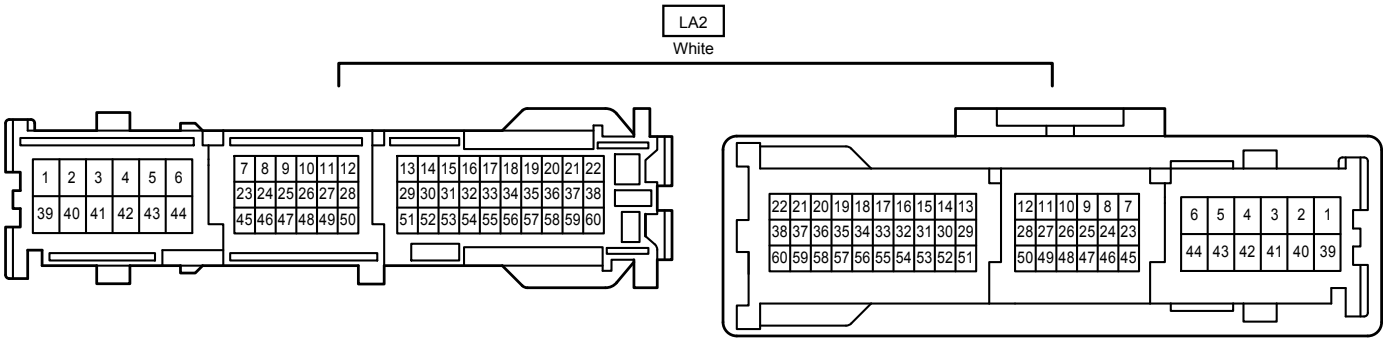
LA2
White

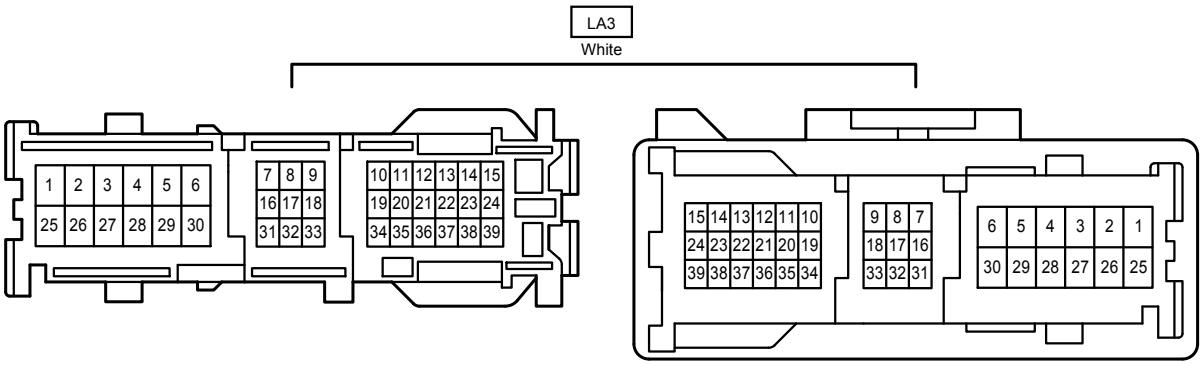
LA3
White

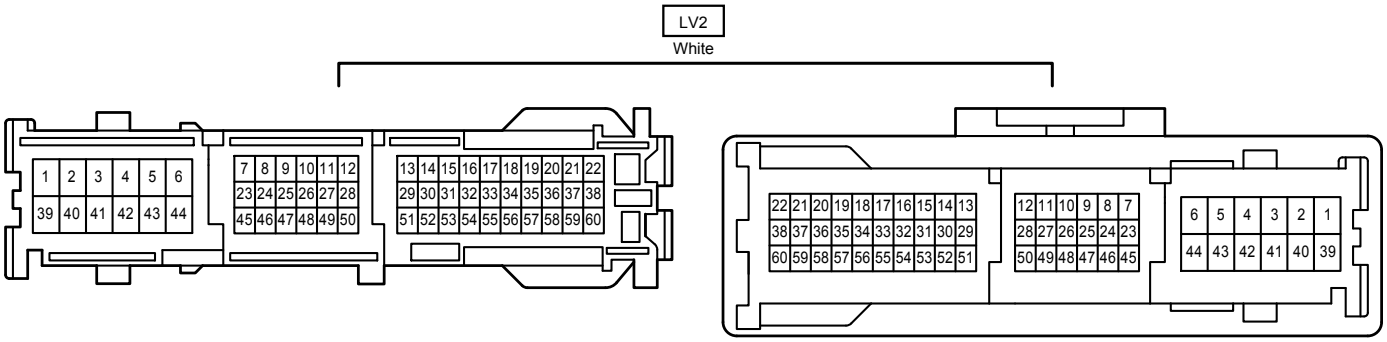
LV2
White

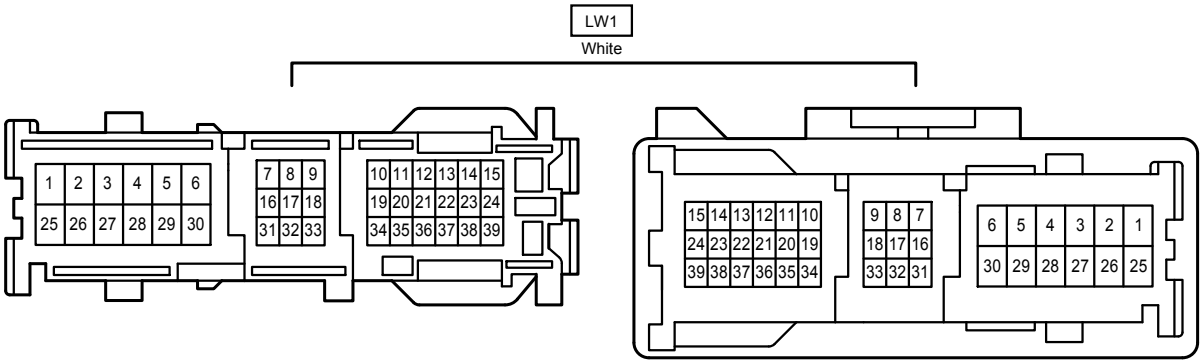
LW1
White

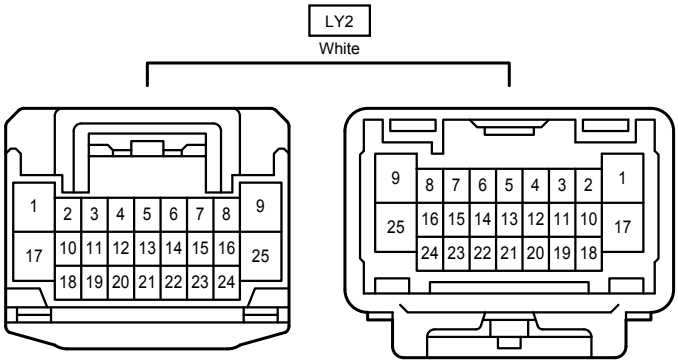
LY2
White


NR1
White
NV1
White
NV2
White
Nr1
White
OS1
White
OW1
White
OW2
White
Oq1
White
PV1
White
Pt1
Gray

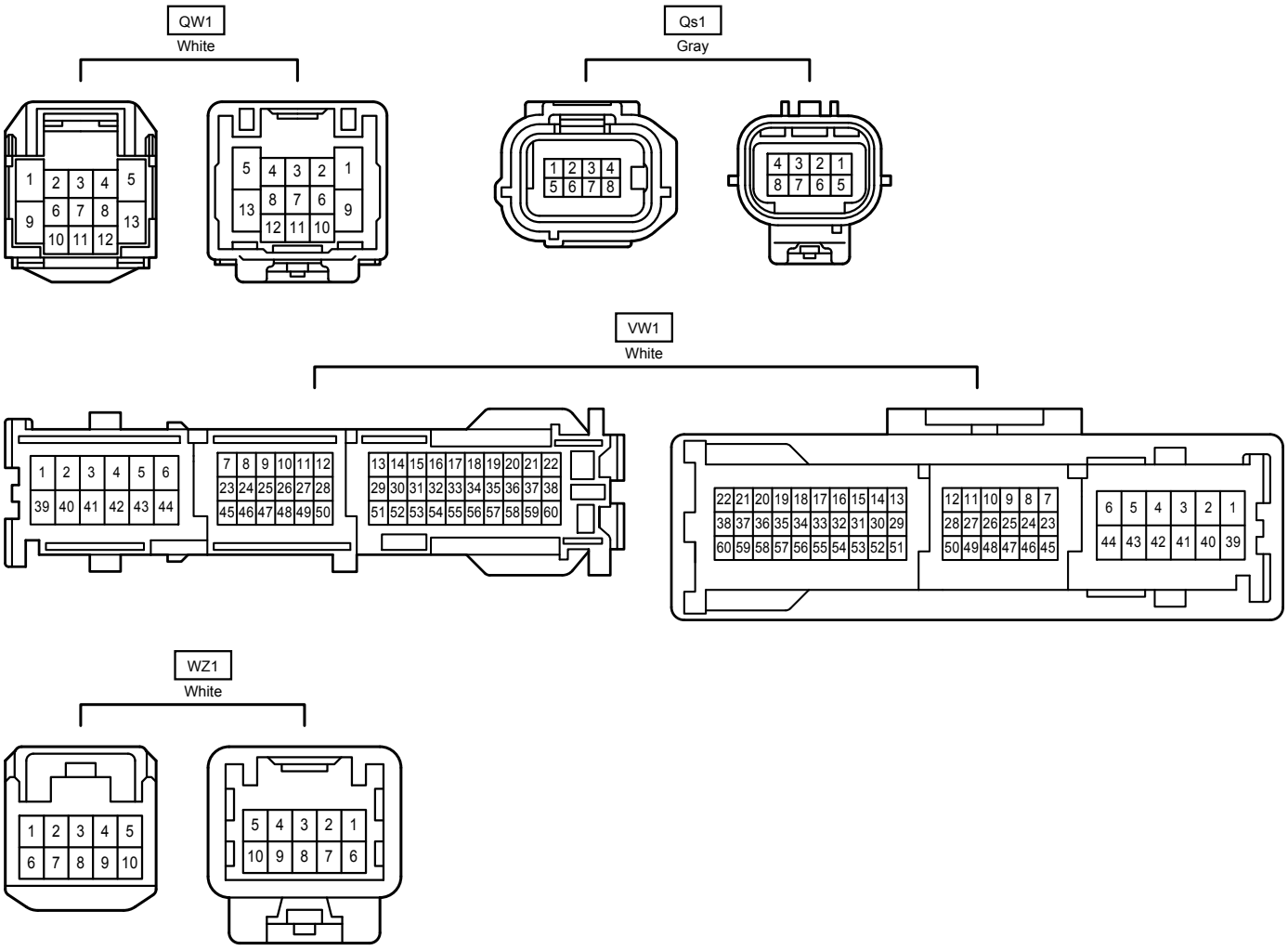
QW1
White
Qs1
Gray
VW1
White
WZ1
White