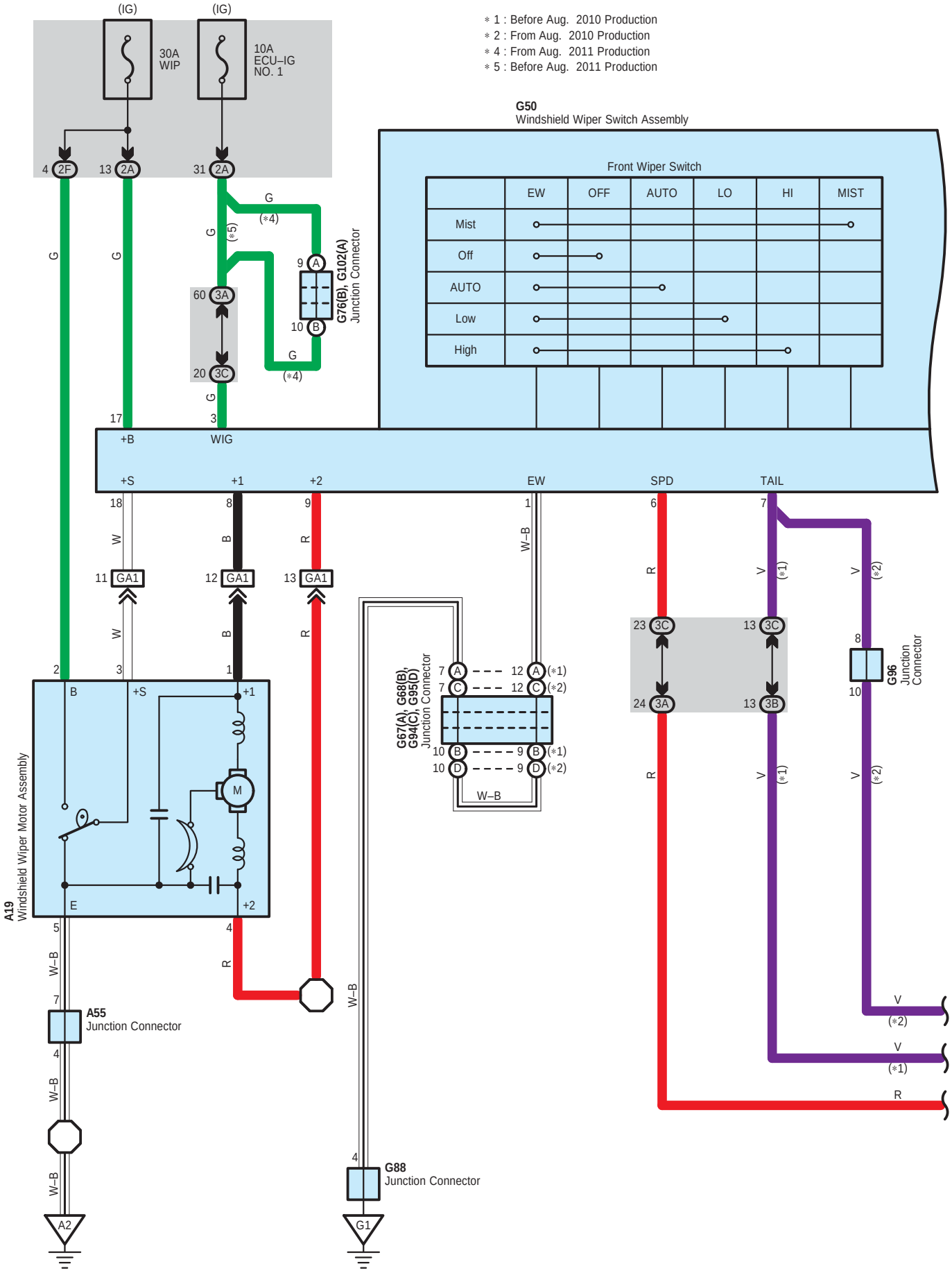
(IG)
(IG)
30A
WIP
10A
ECU–IG
NO. 1
4 2F
13 2A
31 2A
∗1 : Before Aug. 2010 Production
∗2 : From Aug. 2010 Production
∗4 : From Aug. 2011 Production
∗5 : Before Aug. 2011 Production
G50
Windshield Wiper Switch Assembly
Front Wiper Switch
EW
OFF
AUTO
LO
HI
MIST
Mist
Off
AUTO
Low
High
G
(∗4)
(∗5)
9 A
10 B
60 3A
20 3C
G76(B), G102(A)
Junction Connector
17
3
+B
WIG
+S
+1
+2
EW
SPD
TAIL
18
8
9
1
6
7
W
B
R
W–B
R
V
(∗1)
(∗2)
11 GA1
12 GA1
13 GA1
23 3C
13 3C
24 3A
13 3B
8
10
G96
Junction Connector
2
3
1
B
+S
+1
E
+2
M
A19
Windshield Wiper Motor Assembly
G67(A), G68(B),
G94(C), G95(D)
Junction Connector
7 A
7 C
12 A (∗1)
12 C (∗2)
10 B
10 D
9 B (∗1)
9 D (∗2)
W–B
5
4
7
4
A55
Junction Connector
A2
G88
Junction Connector
G1

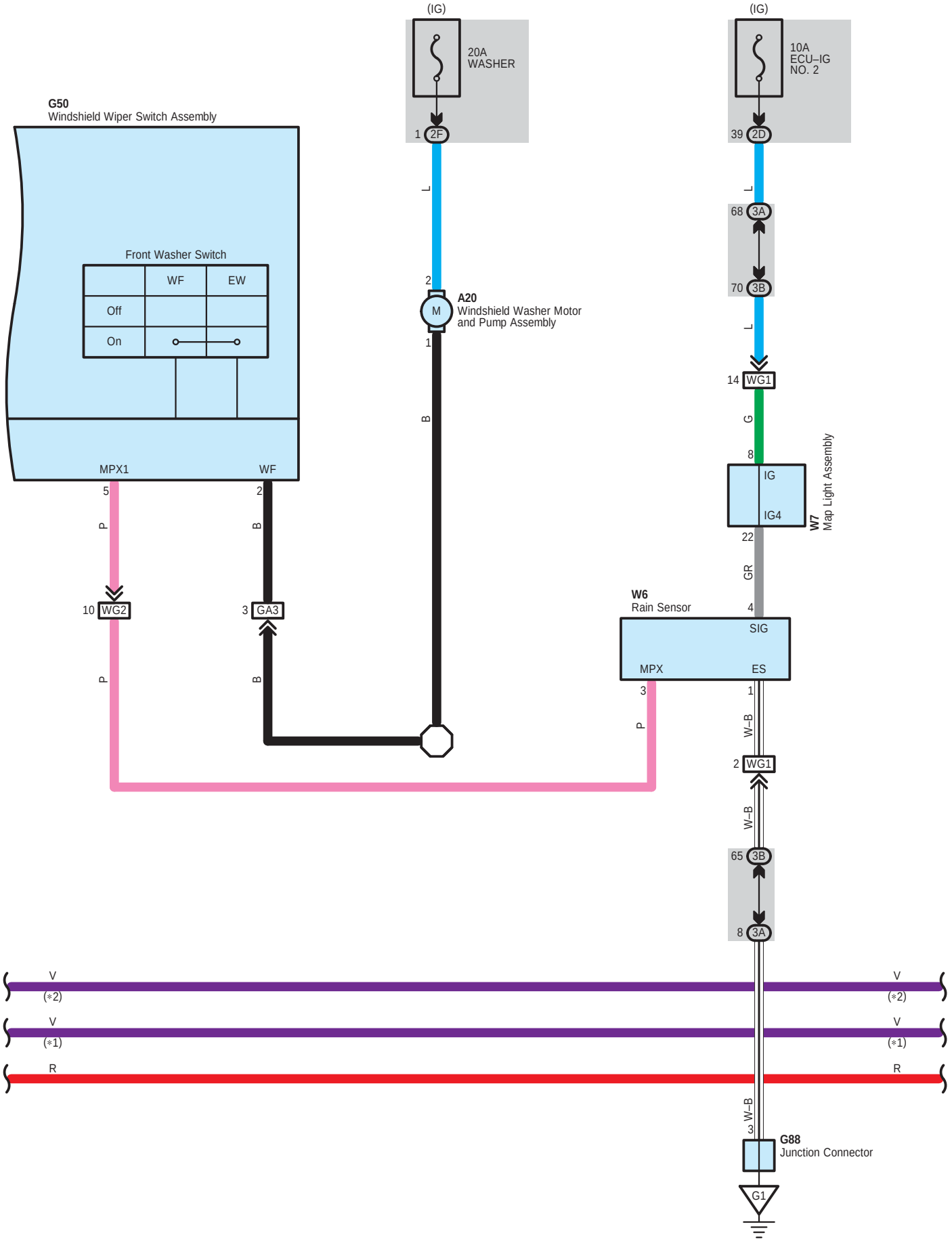
(IG)
20A
WASHER
1 2F
(IG)
10A
ECU–IG
NO. 2
39 2D
G50
Windshield Wiper Switch Assembly
Front Washer Switch
WF
EW
Off
On
MPX1
WF
5
2
P
B
10 WG2
3 GA3
P
B
L
2
A20
M
Windshield Washer Motor
and Pump Assembly
1
B
L
68 3A
70 3B
L
14 WG1
G
8
IG
IG4
W7
Map Light Assembly
22
GR
W6
Rain Sensor
4
SIG
MPX
ES
3
1
P
W–B
2 WG1
W–B
65 3B
8 3A
V
(*2)
V
(*1)
R
W–B
3
G88
Junction Connector
G1

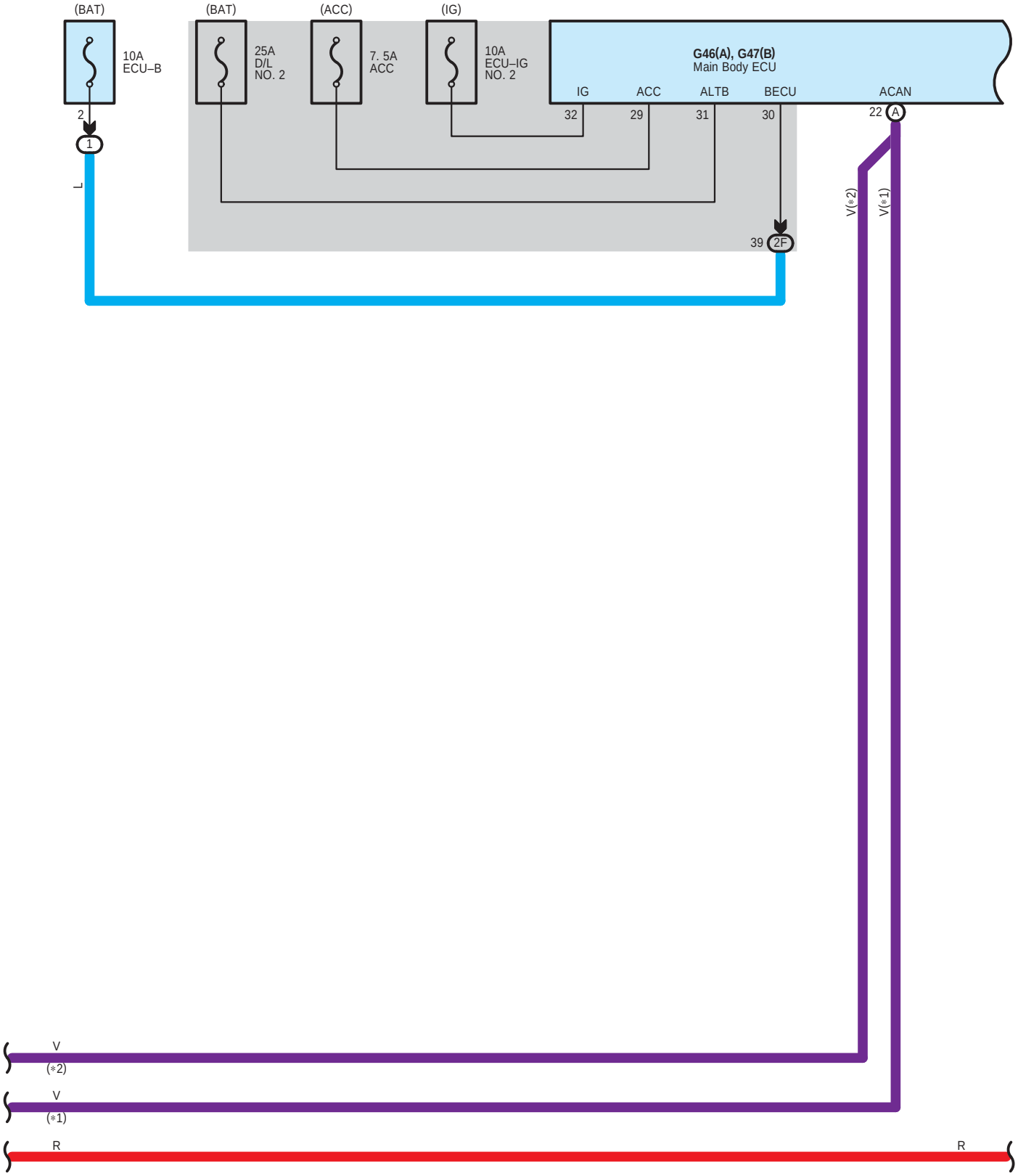
(BAT)
10A
ECU–B
2
1
L
(BAT)
25A
D/L
NO. 2
(ACC)
7. 5A
ACC
(IG)
10A
ECU–IG
NO. 2
G46(A), G47(B)
Main Body ECU
IG
ACC
ALTB
BECU
ACAN
32
29
31
30
22
A
39
2F
V(*2)
V(*1)
V
(*2)
V
(*1)
R
R

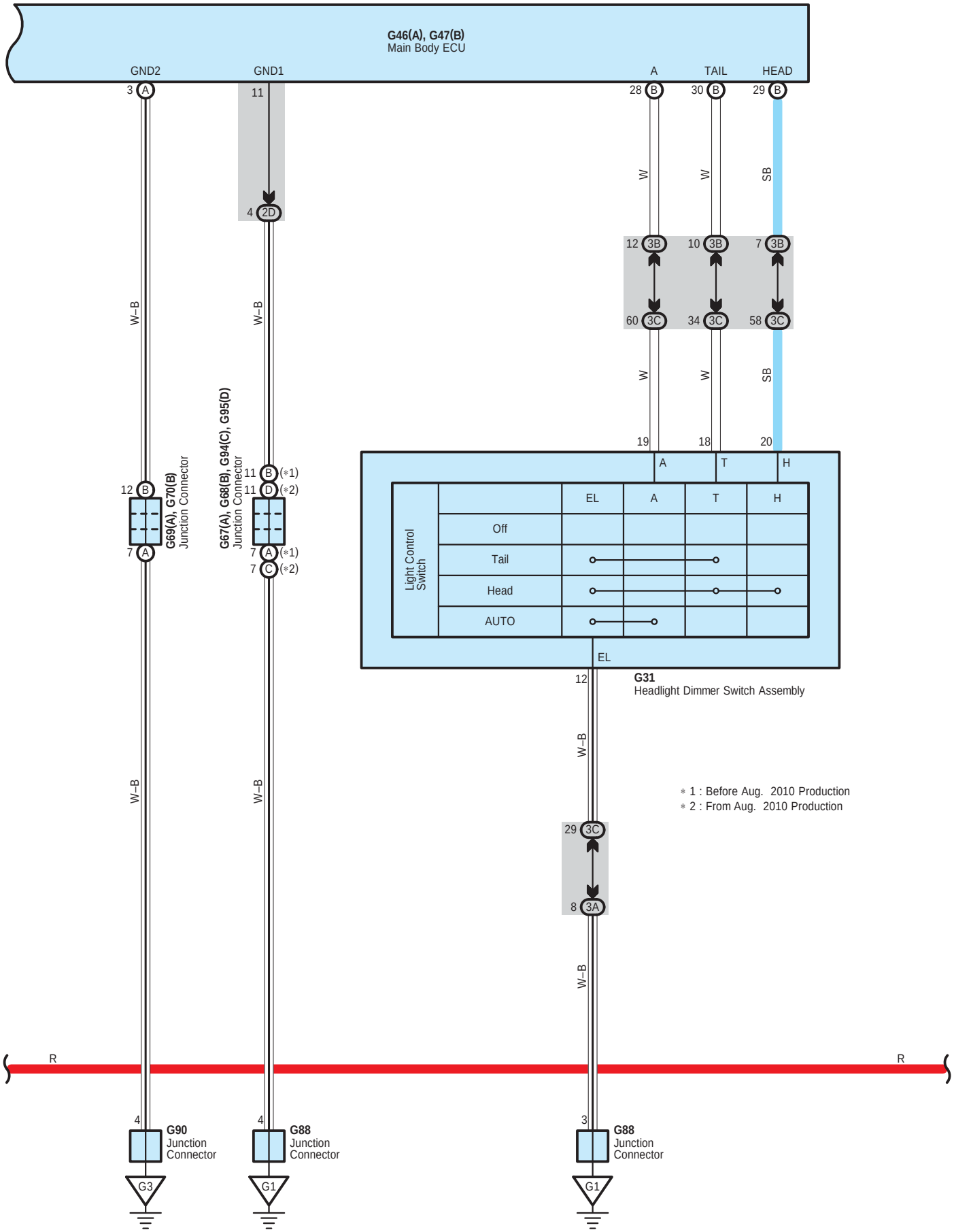
G46(A), G47(B)
Main Body ECU
GND2
GND1
A
TAIL
HEAD
3 A
11
4 2D
28 B
30 B
29 B
W
W
SB
12 3B
10 3B
7 3B
60 3C
34 3C
58 3C
W
W
SB
19
18
20
W–B
W–B
G69(A), G70(B)
Junction Connector
G67(A), G68(B), G94(C), G95(D)
Junction Connector
12 B
7 A
11 B (*1)
11 D (*2)
7 A (*1)
7 C (*2)
A
T
H
Light Control Switch
EL
A
T
H
Off
Tail
Head
AUTO
EL
12
G31
Headlight Dimmer Switch Assembly
W–B
W–B
W–B
* 1 : Before Aug. 2010 Production
* 2 : From Aug. 2010 Production
29 3C
8 3A
W–B
R
R
4
G90
Junction
Connector
G3
4
G88
Junction
Connector
G1
3
G88
Junction
Connector
G1

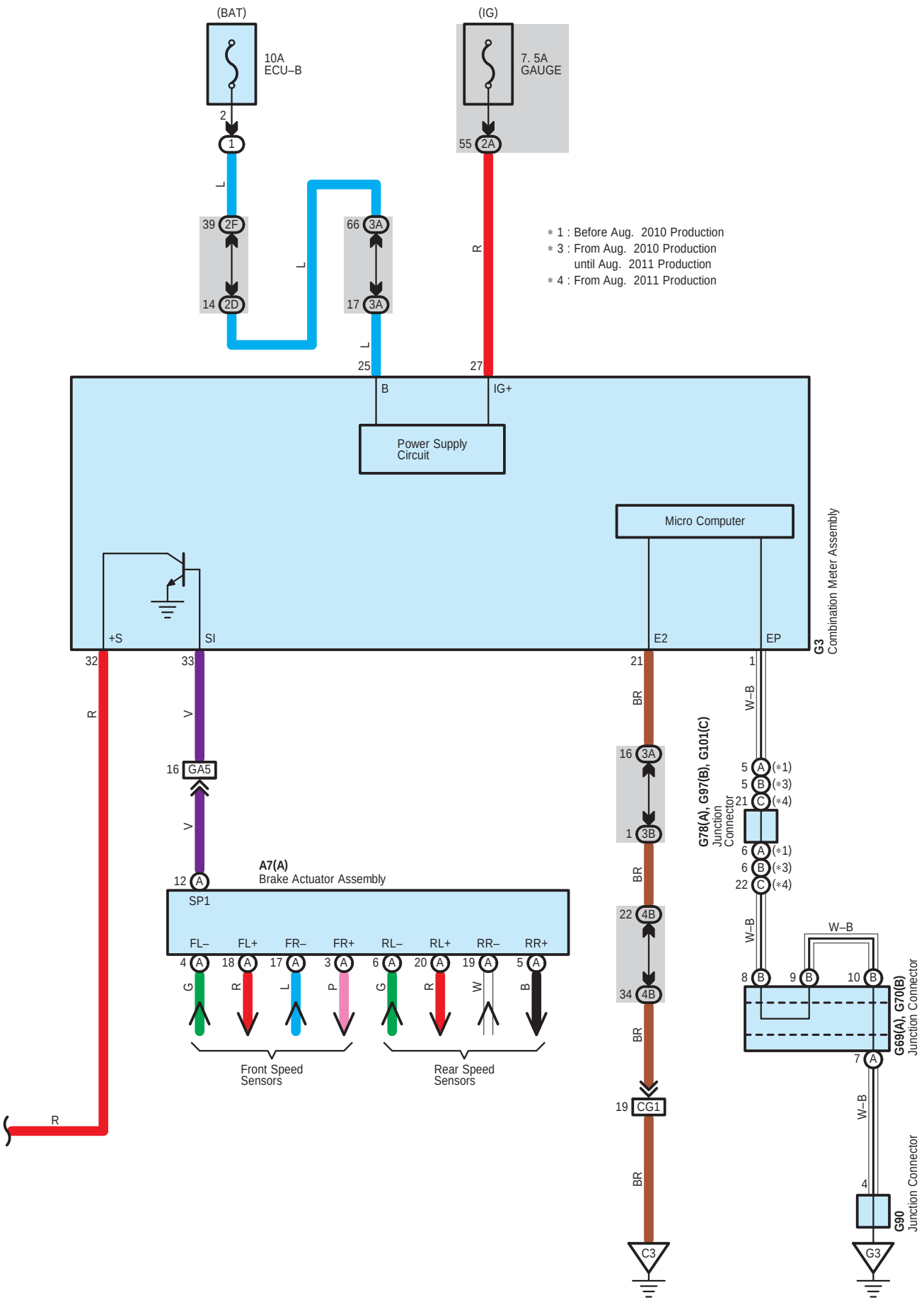
(BAT)
10A
ECU–B
(IG)
7. 5A
GAUGE
∗ 1 : Before Aug. 2010 Production
∗ 3 : From Aug. 2010 Production
until Aug. 2011 Production
∗ 4 : From Aug. 2011 Production
Power Supply
Circuit
Micro Computer
G3
Combination Meter Assembly
+S
SI
E2
EP
A7(A)
Brake Actuator Assembly
SP1
FL–
FL+
FR–
FR+
RL–
RL+
RR–
RR+
Front Speed
Sensors
Rear Speed
Sensors
G78(A), G97(B), G101(C)
Junction
Connector
G69(A), G70(B)
Junction Connector
G90
Junction Connector
C3
G3

A7
Black

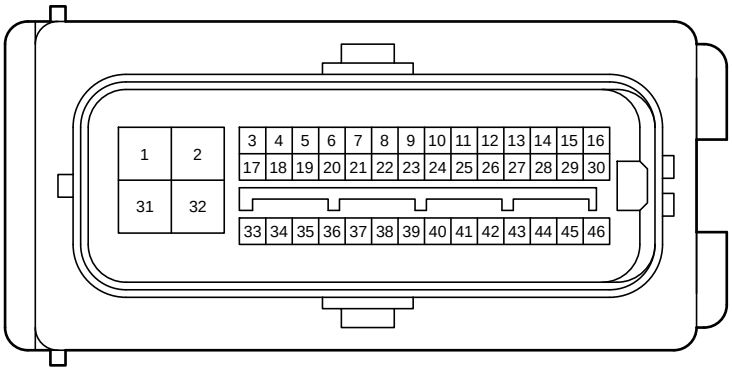

90980-12297

A19
Black



90980-11599

A20
Dark Gray

90980-11193

A55
Dark Gray

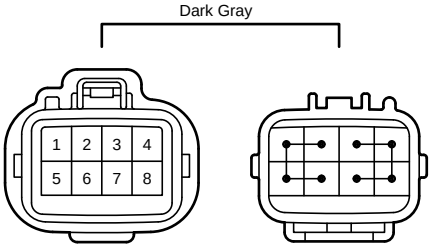

90980-10891

G3
Black

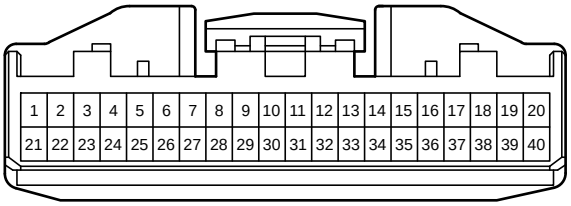

90980-12557

G31
White

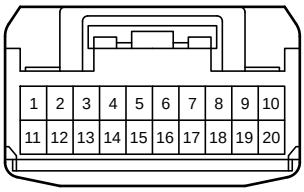

90980-12460

G46
White

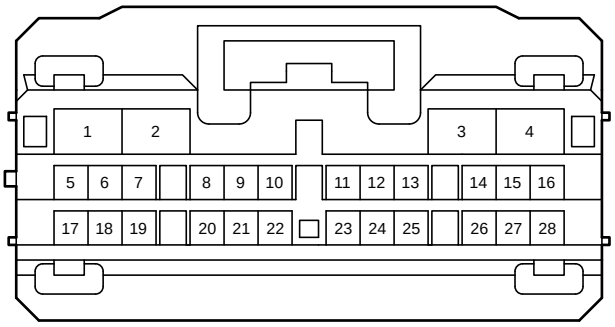

90980-12793

G47
White

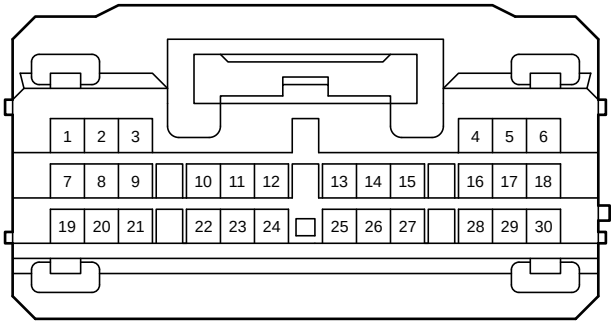

90980-12753

G50
White

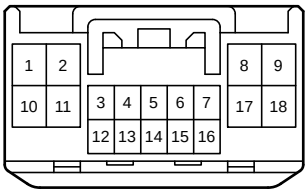

90980-12376

G67
White

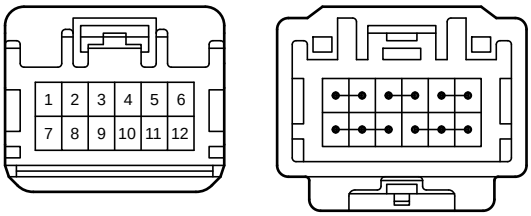

90980-12737

G68
White

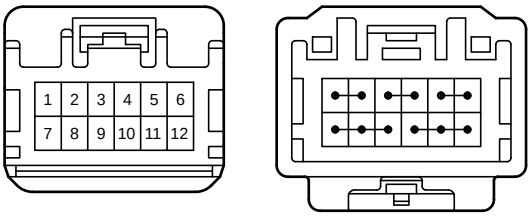

90980-12737

G69
White

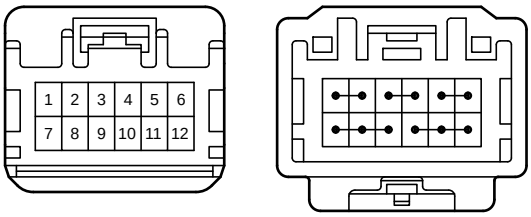

90980-12737

G70
Black

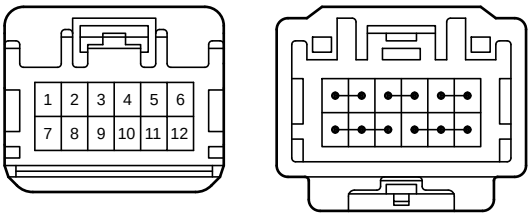

90980-12737

G76
Gray

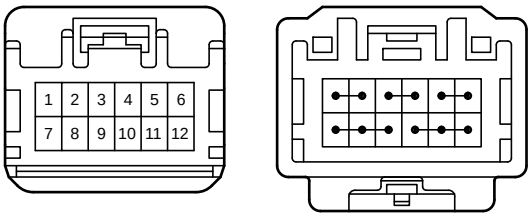

90980-12737

G78
White

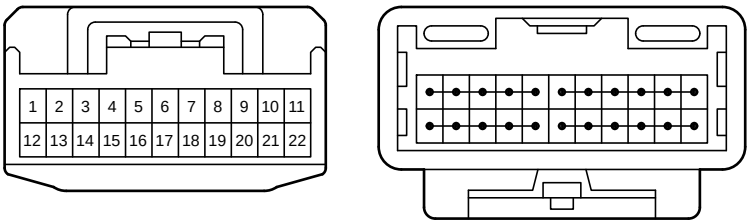

90980-12372

G88
White

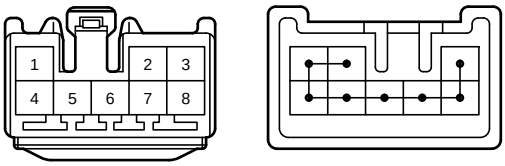

90980-11686

G90
Blue

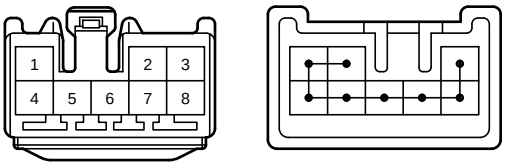

90980-11686

G94
Black

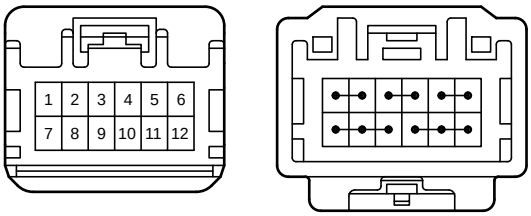

90980-12737

G95
White

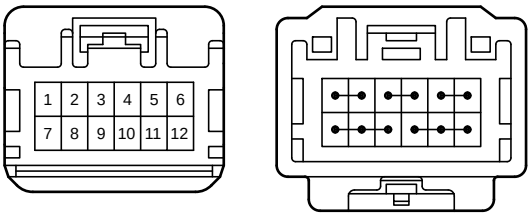

90980-12737

G96
Black

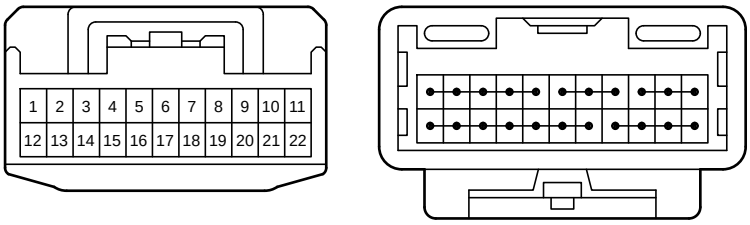

90980-12372

G97
Gray

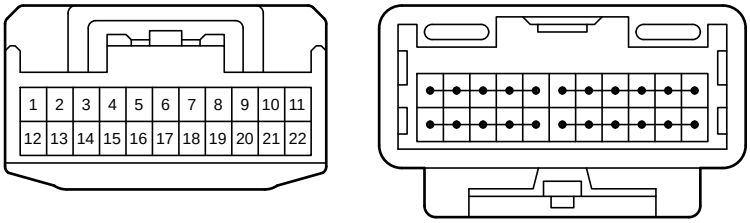

90980-12372

G101
Black

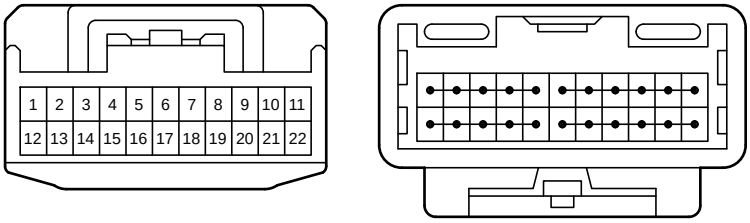

90980-12372

G102
White

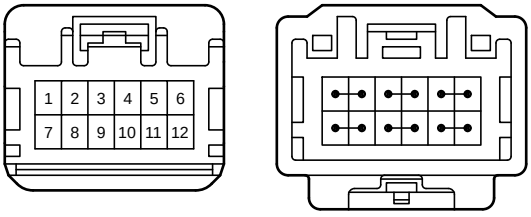

90980-12737

W6
White



82824-50130

W7
White

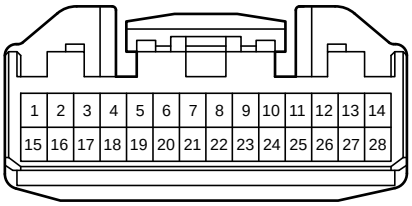

90980-12555

2A
White

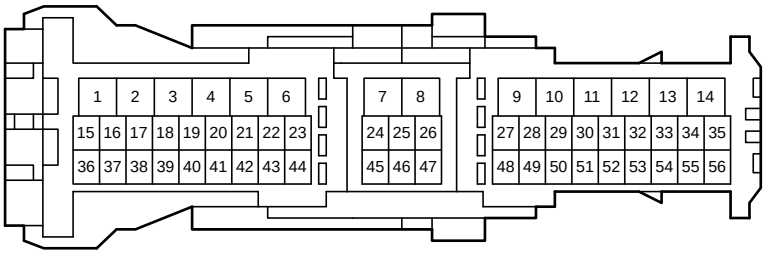

90980-12822

2D
White

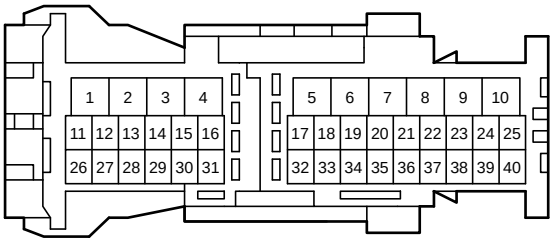

90980-12818

2F
White

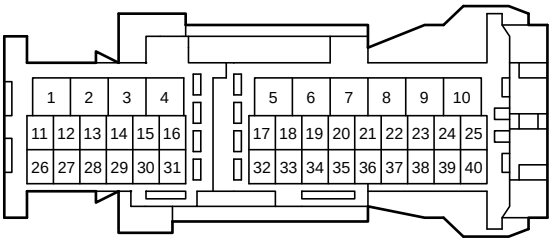

90980-12794

3A
White

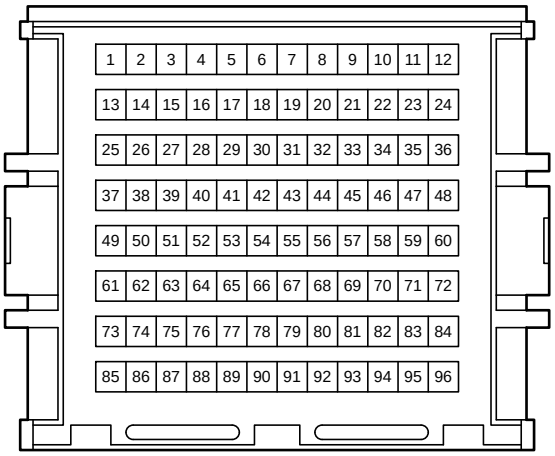

82890-12030

3B
White

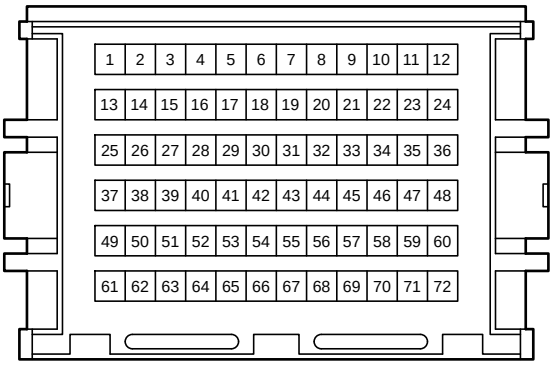

82890-42010

3C
White

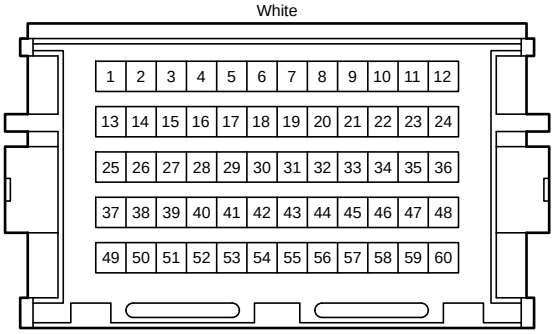

82890-12020

4B
White

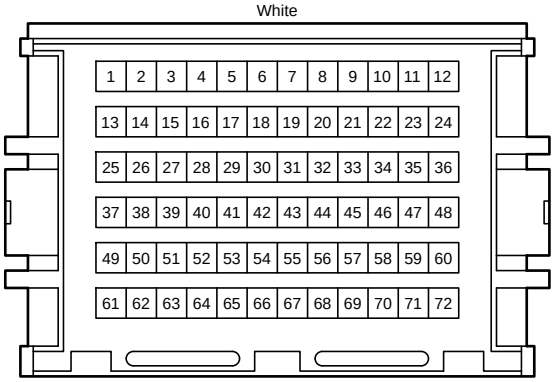

82890-42010

CG1
White

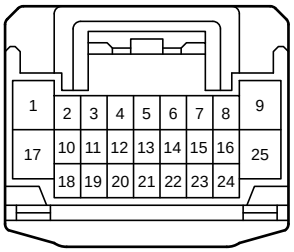

90980-12414

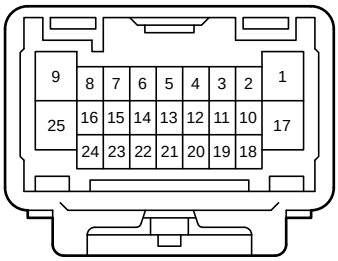

90980-12413

GA1
White

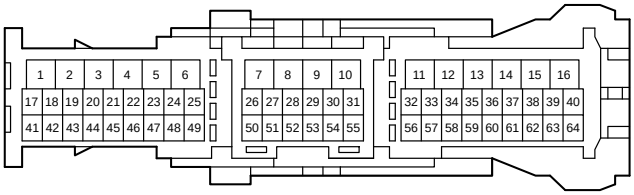

90980-12774

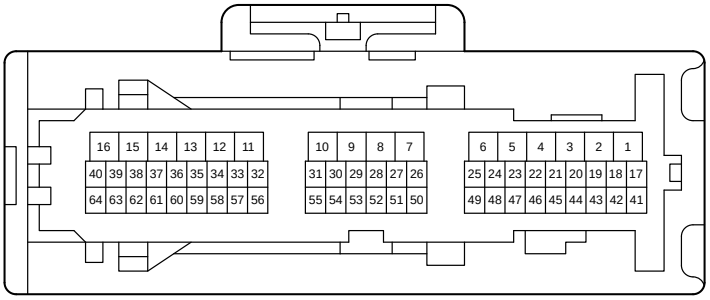

90980-12798

GA3
Black

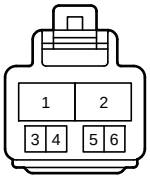

90980-10910

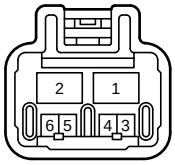

90980-10909

GA5
White

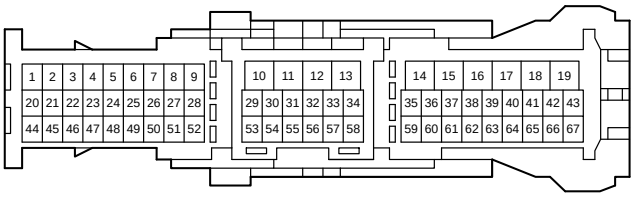

90980-12783

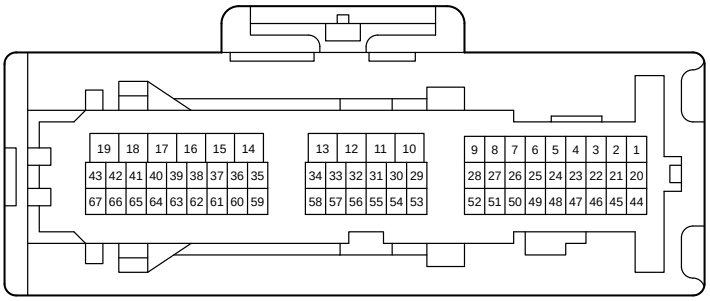

90980-12800

WG1
White

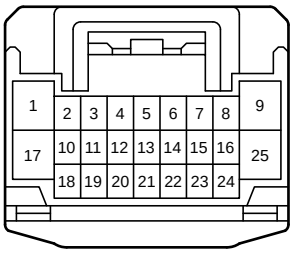

90980-12414

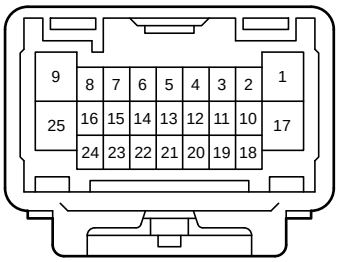

90980-12413

WG2
White

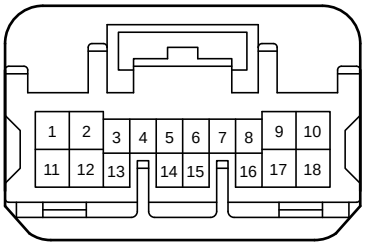

90980-12739

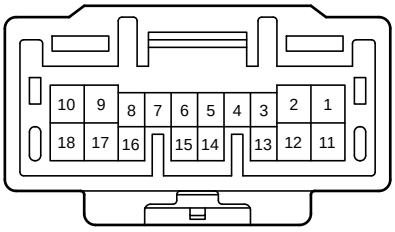

90980-12738