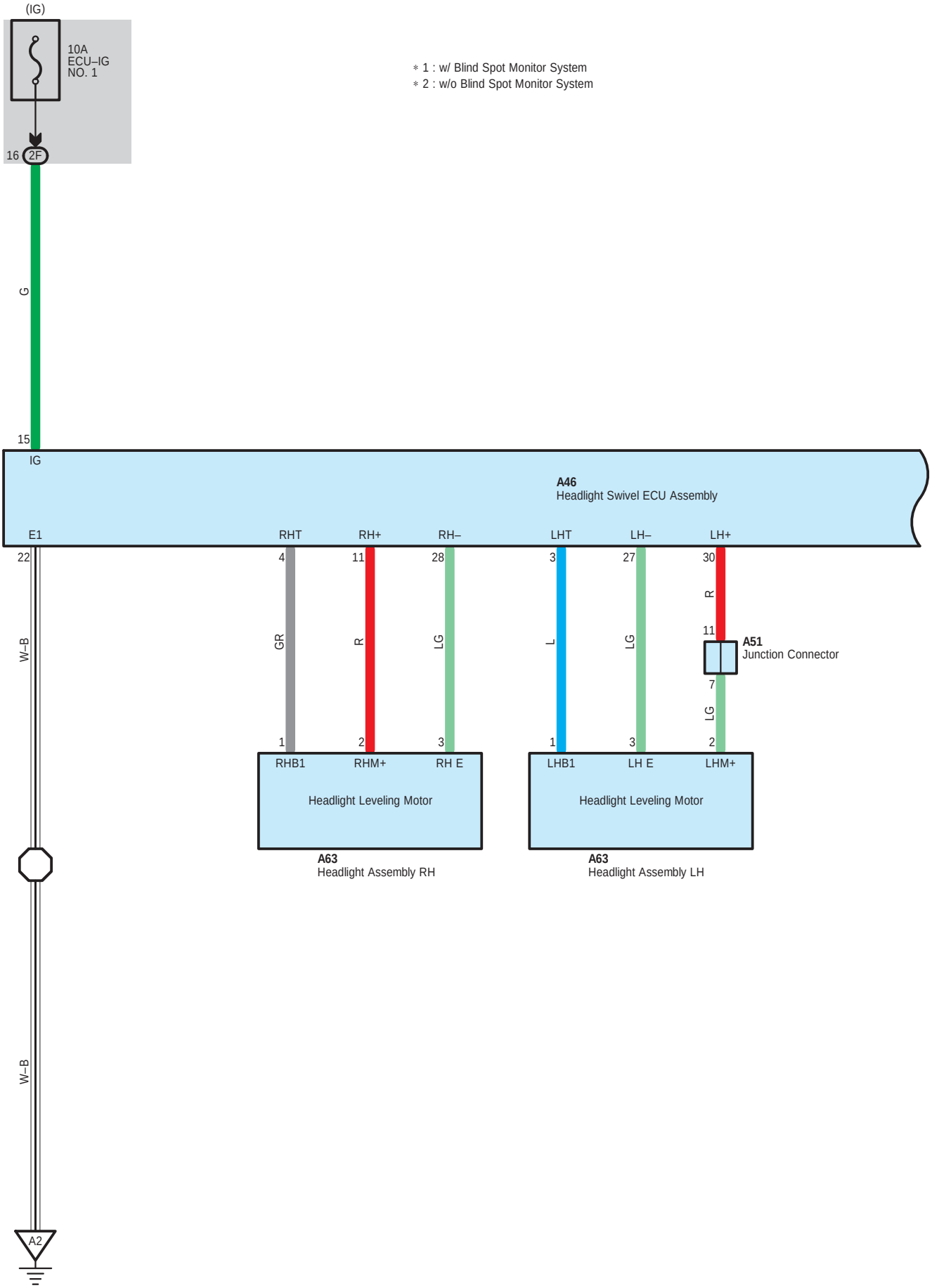
(IG)
10A
ECU–IG
NO. 1
16
2F
G
15
IG
∗ 1 : w/ Blind Spot Monitor System
∗ 2 : w/o Blind Spot Monitor System
A46
Headlight Swivel ECU Assembly
E1
RHT
RH+
RH–
LHT
LH–
LH+
22
4
11
28
3
27
30
W–B
GR
R
LG
L
LG
R
11
A51
Junction Connector
7
LG
1
2
3
1
3
2
RHB1
RHM+
RH E
LHB1
LH E
LHM+
Headlight Leveling Motor
Headlight Leveling Motor
A63
Headlight Assembly RH
A63
Headlight Assembly LH
W–B
A2

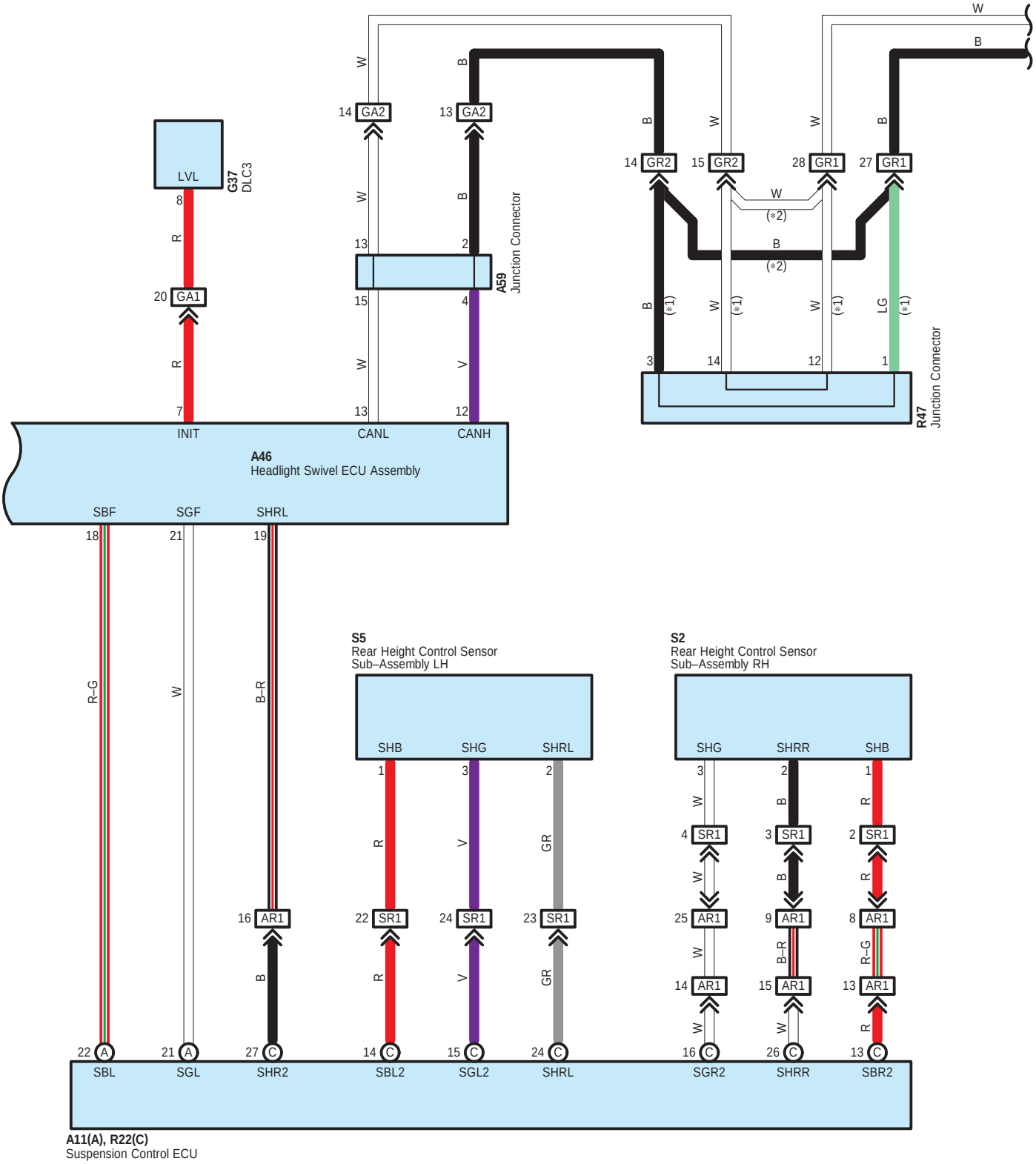
G37
DLC3
LVL
8
R
20 GA1
R
7
INIT
14 GA2
13 GA2
W
B
13
2
15
4
A59
Junction Connector
W
V
13
12
CANL
CANH
A46
Headlight Swivel ECU Assembly
SBF
SGF
SHRL
18
21
19
14 GR2
15 GR2
28 GR1
27 GR1
W
(*2)
B
(*2)
(*1)
3
14
12
1
LG
R47
Junction Connector
R–G
W
B–R
S5
Rear Height Control Sensor
Sub–Assembly LH
SHB
SHG
SHRL
1
3
2
R
V
GR
16 AR1
22 SR1
24 SR1
23 SR1
B
S2
Rear Height Control Sensor
Sub–Assembly RH
SHG
SHRR
SHB
3
2
1
4 SR1
3 SR1
2 SR1
25 AR1
9 AR1
8 AR1
14 AR1
15 AR1
13 AR1
B–R
R–G
22 A
21 A
27 C
14 C
15 C
24 C
16 C
26 C
13 C
SBL
SGL
SHR2
SBL2
SGL2
SHRL
SGR2
SHRR
SBR2
A11(A), R22(C)
Suspension Control ECU

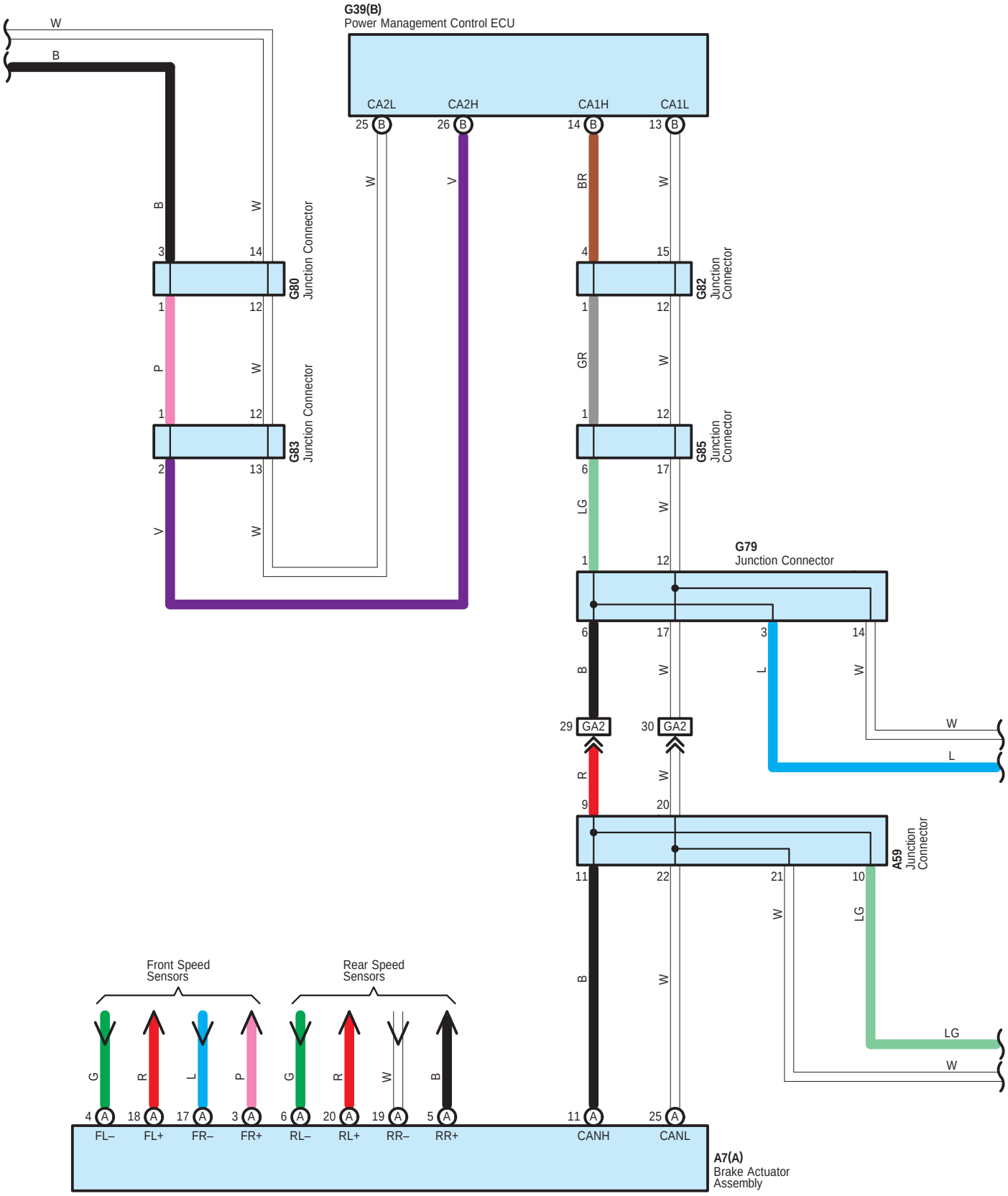
G39(B)
Power Management Control ECU
CA2L
CA2H
CA1H
CA1L
G80 Junction Connector
G83 Junction Connector
G82 Junction Connector
G85 Junction Connector
G79 Junction Connector
A59 Junction Connector
GA2
Front Speed Sensors
Rear Speed Sensors
FL–
FL+
FR–
FR+
RL–
RL+
RR–
RR+
CANH
CANL
A7(A)
Brake Actuator Assembly

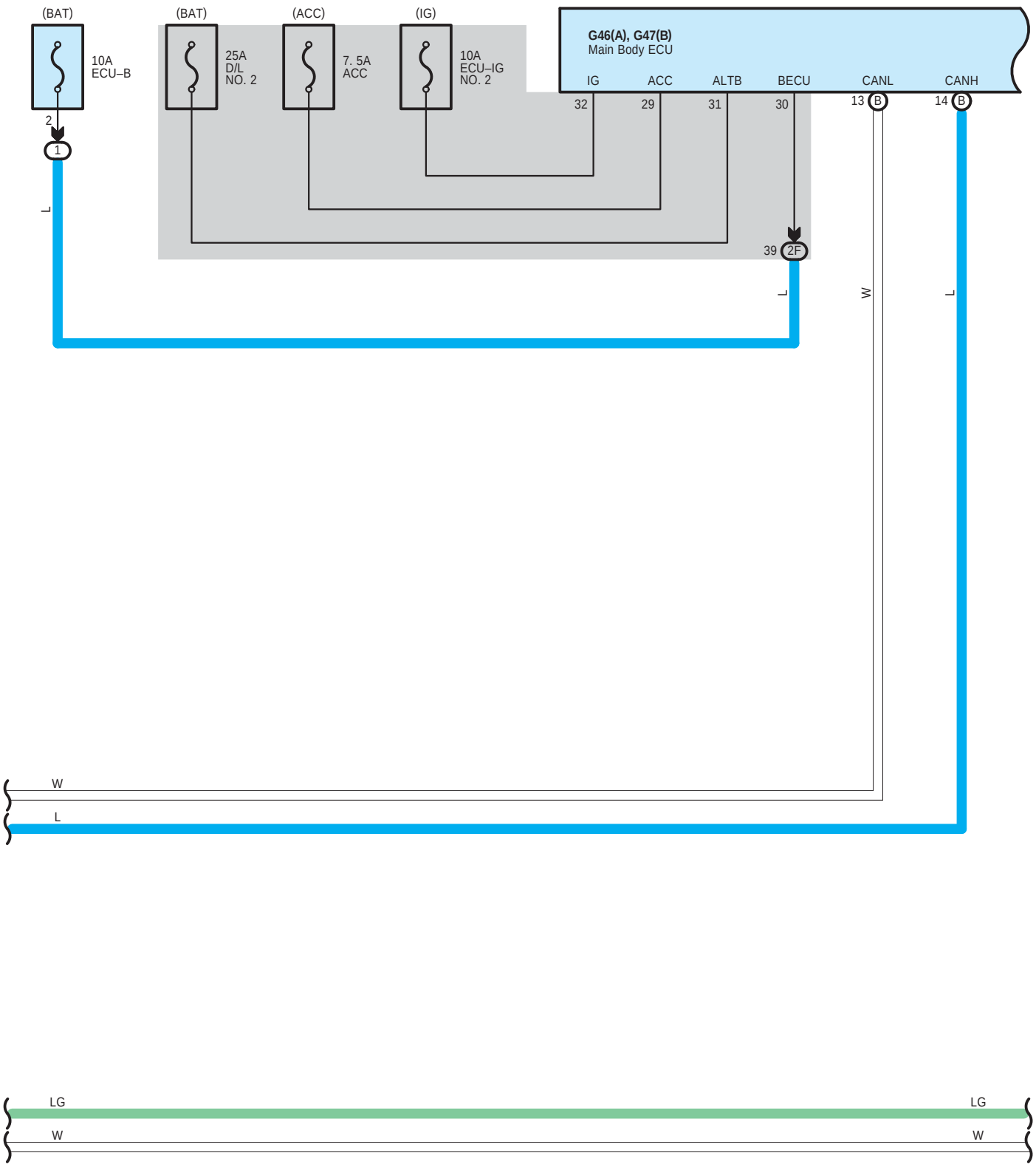
(BAT)
10A
ECU–B
2
1
L
(BAT)
25A
D/L
NO. 2
(ACC)
7. 5A
ACC
(IG)
10A
ECU–IG
NO. 2
G46(A), G47(B)
Main Body ECU
IG
ACC
ALTB
BECU
CANL
CANH
32
29
31
30
13 B
14 B
39 2F
L
W
L
W
L
LG
W
LG
W

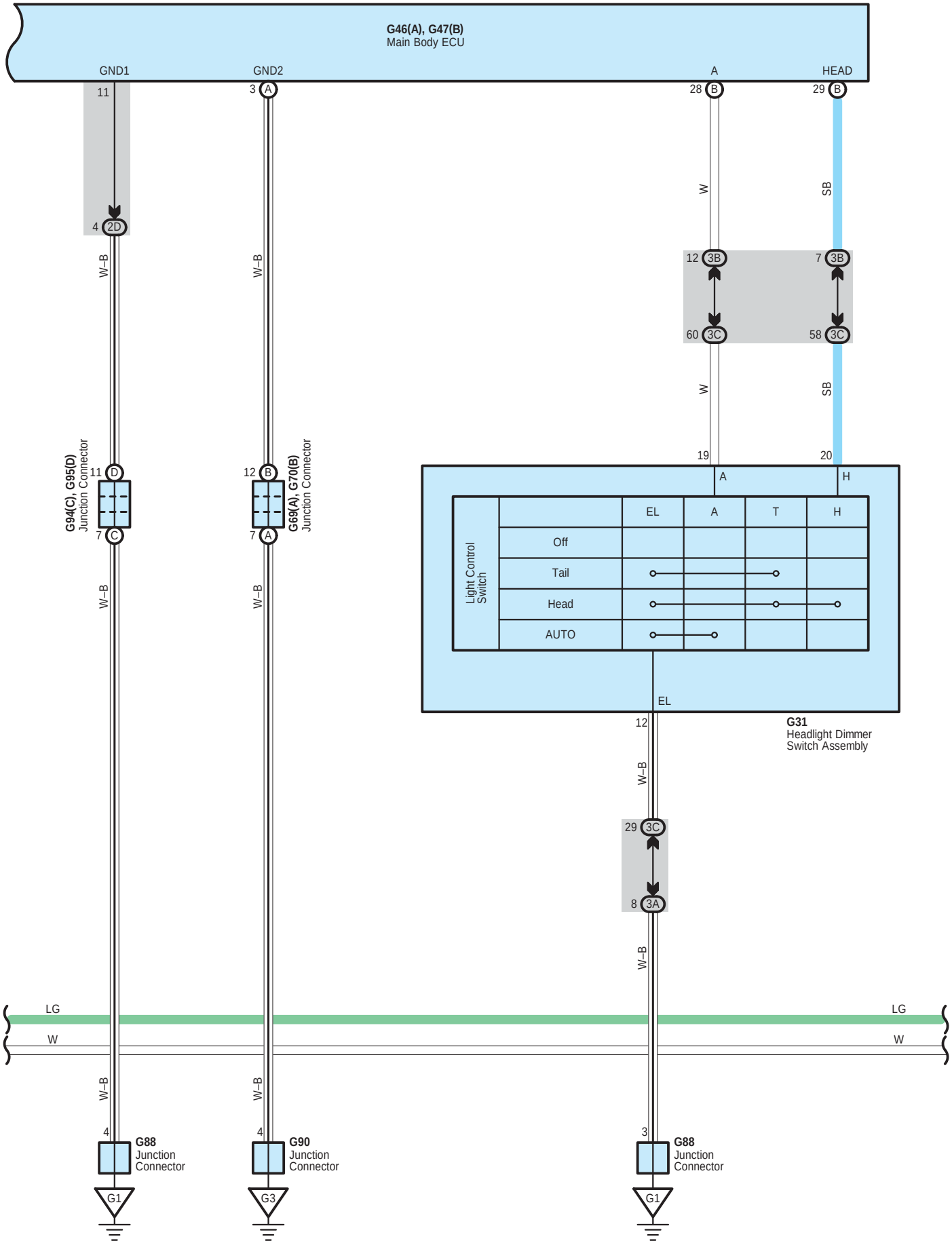
G46(A), G47(B)
Main Body ECU
GND1
GND2
A
HEAD
11
3 A
28 B
29 B
4 2D
W–B
W–B
W
SB
12 3B
7 3B
60 3C
58 3C
W
SB
19
20
G94(C), G95(D)
Junction Connector
11 D
7 C
12 B
7 A
G69(A), G70(B)
Junction Connector
A
H
EL
A
T
H
Light Control Switch
Off
Tail
Head
AUTO
EL
12
G31
Headlight Dimmer Switch Assembly
W–B
29 3C
8 3A
W–B
LG
W
LG
W
W–B
W–B
4
4
3
G88
Junction Connector
G90
Junction Connector
G88
Junction Connector
G1
G3
G1

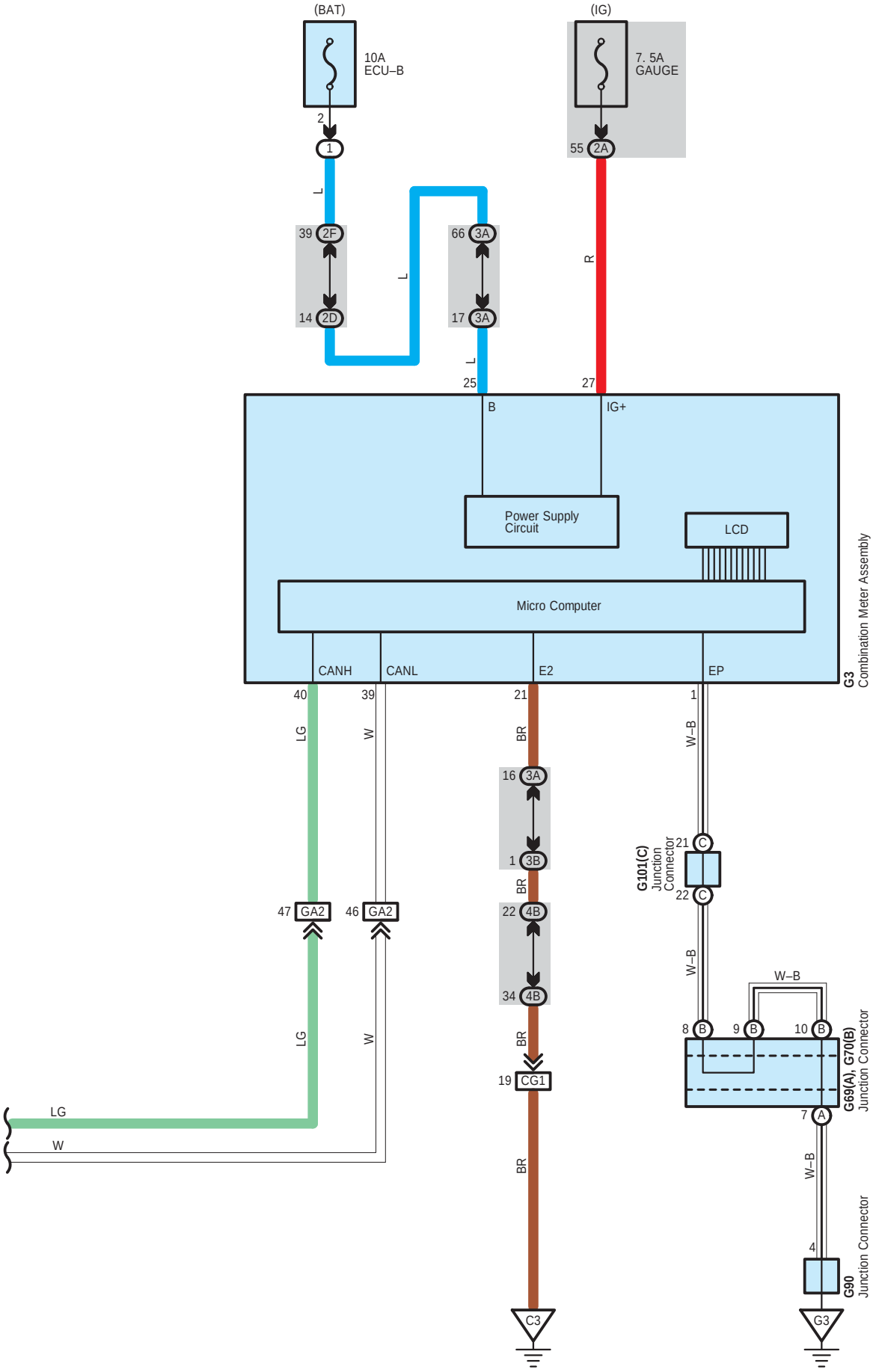
(BAT)
10A
ECU–B
2
1
L
39 2F
14 2D
66 3A
17 3A
L
L
25
(IG)
7. 5A
GAUGE
55 2A
R
27
B
IG+
Power Supply
Circuit
LCD
Micro Computer
CANH
CANL
E2
EP
G3
Combination Meter Assembly
40
39
21
1
LG
W
BR
W–B
16 3A
1 3B
BR
22 4B
34 4B
BR
19 CG1
BR
47 GA2
46 GA2
LG
W
G101(C)
Junction
Connector
21 C
22 C
W–B
W–B
8 B
9 B
10 B
G69(A), G70(B)
Junction Connector
7 A
W–B
4
G90
Junction Connector
C3
G3

A7
Black

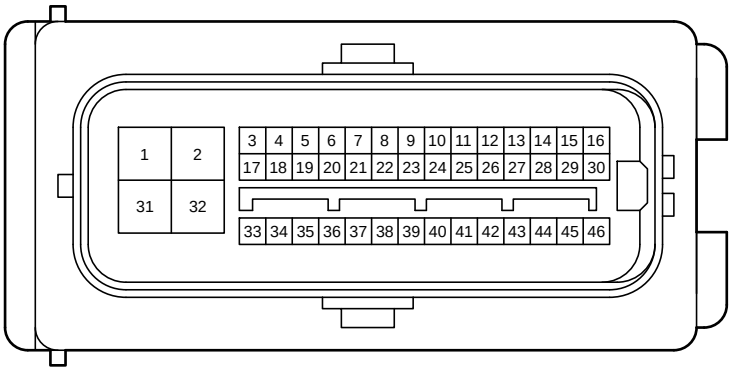

90980-12297

A11
Black

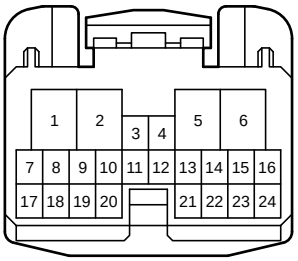

82824-50300

A46
White

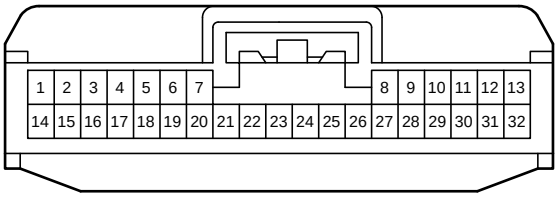

90980-12422

A51
White

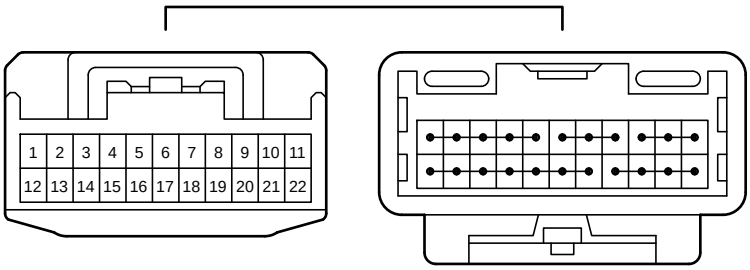

90980-12372

A59
White

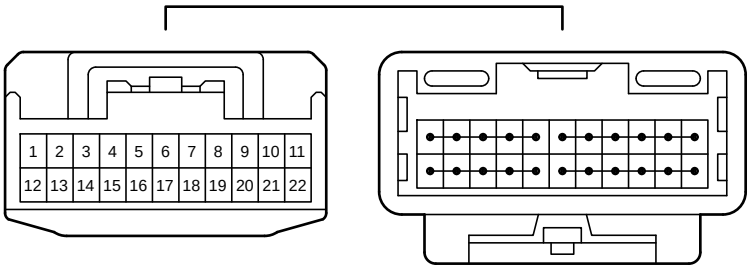

90980-12372

A63
Black

90980-11034

G3
Black

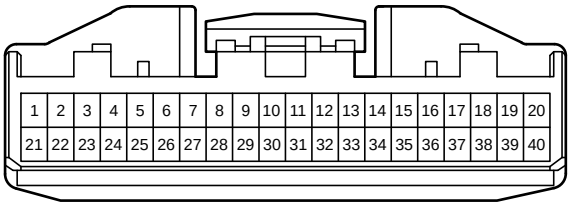

90980-12557

G31
White

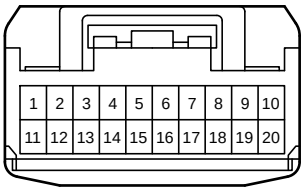

90980-12460

G37
White

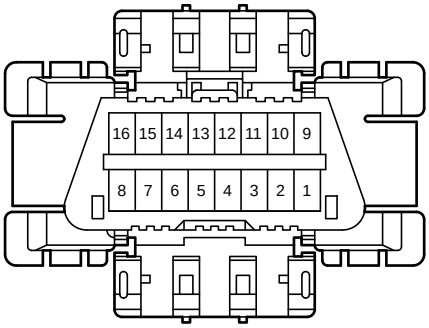

90980-11978

G39
Black

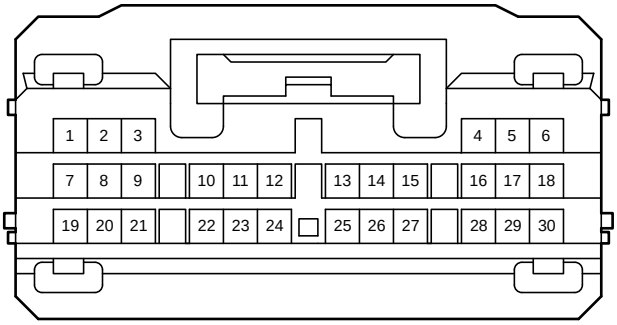

90980-12844

G46
White

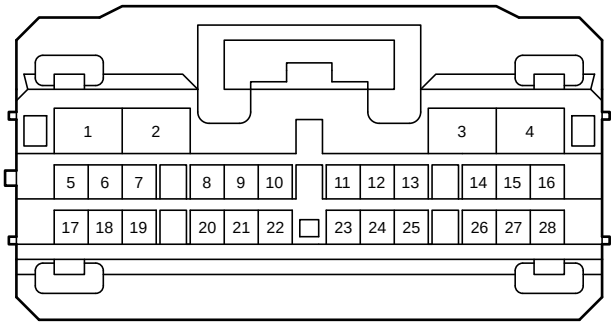

90980-12793

G47
White

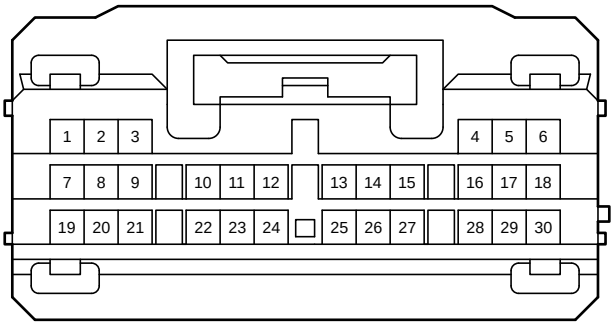

90980-12753

G69
White

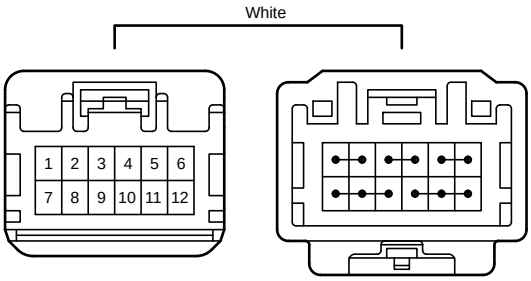

90980-12737

G70
Black

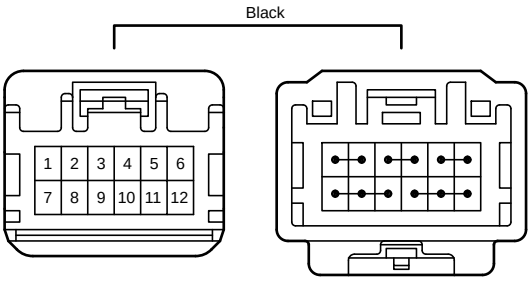

90980-12737

G79
White

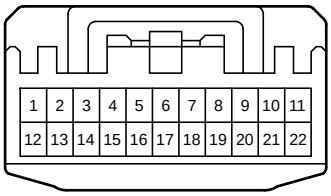

82824-30420

G80
White

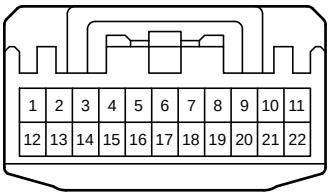

82824-30420

G82
White

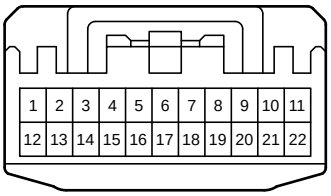

82824-30420

G83
White

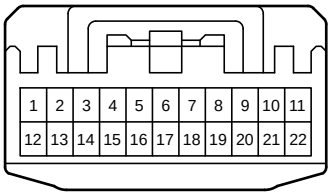

82824-30420

G85
White

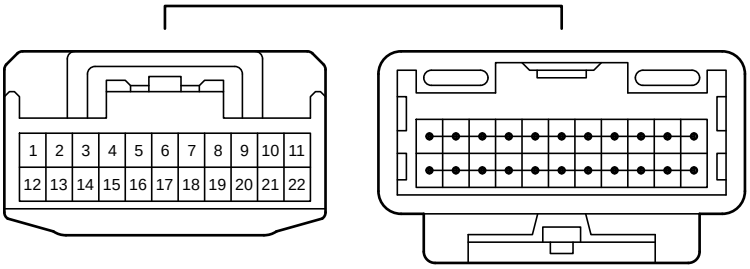

90980-12372

G88
White

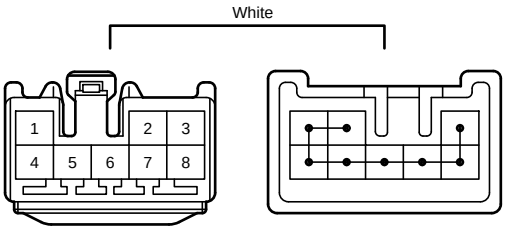

90980-11686

G90
Blue

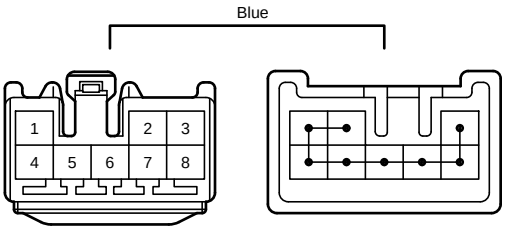

90980-11686

G94
Black

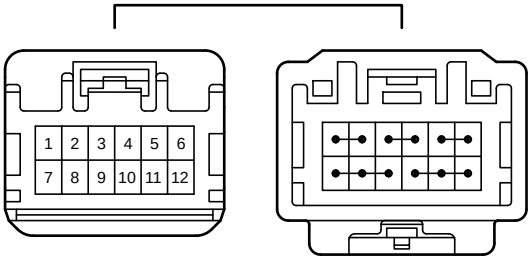

90980-12737

G95
White

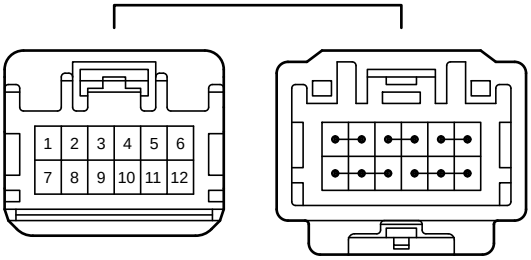

90980-12737

G101
Black

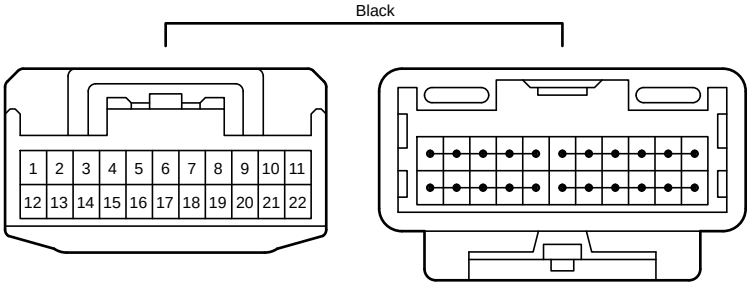

90980-12372

R22
Black

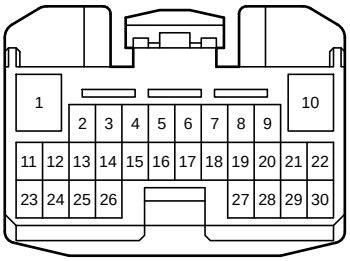

90980-12562

R47
Gray

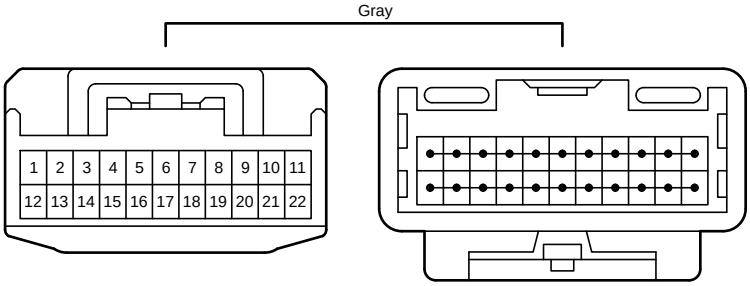

90980-12372

S2
Black



90980-11016

S5
Black



90980-11016

2A
White

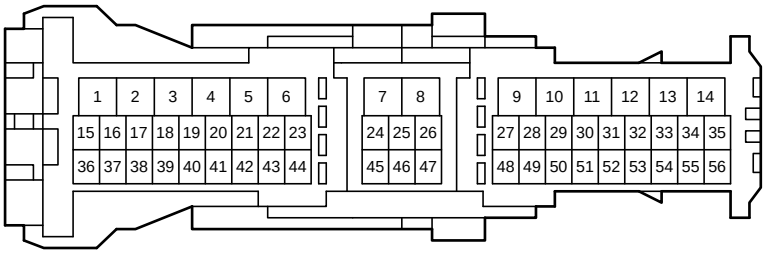

90980-12822

2D
White

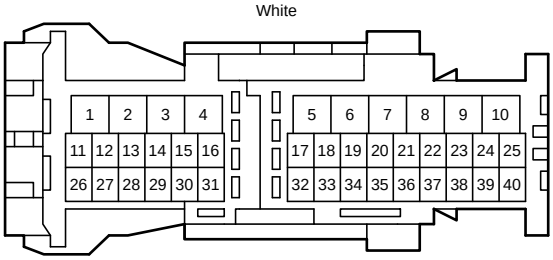

90980-12818

2F
White

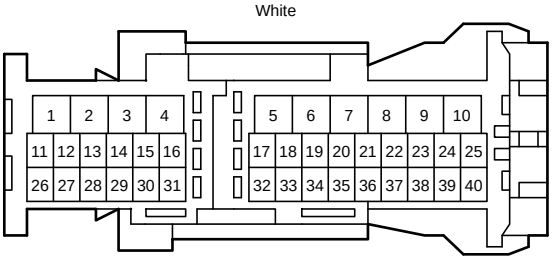

90980-12794

3A
White

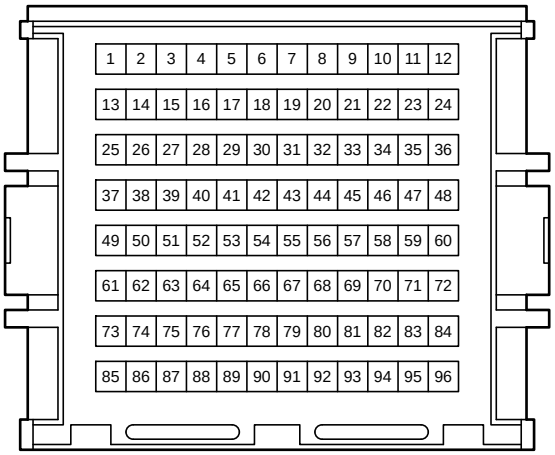

82890-12030

3B
White

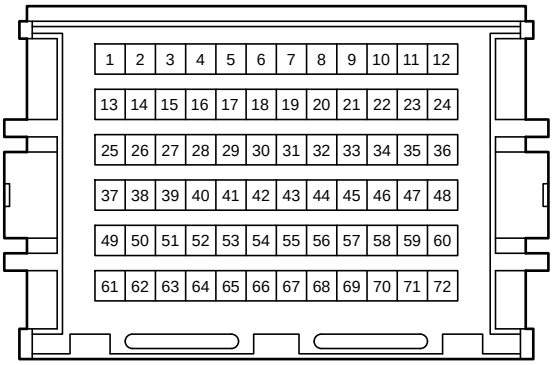

82890-42010

3C
White

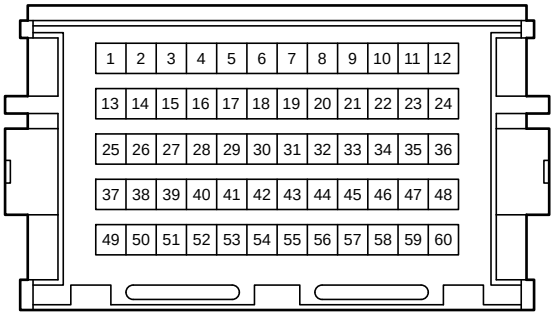

82890-12020

4B
White

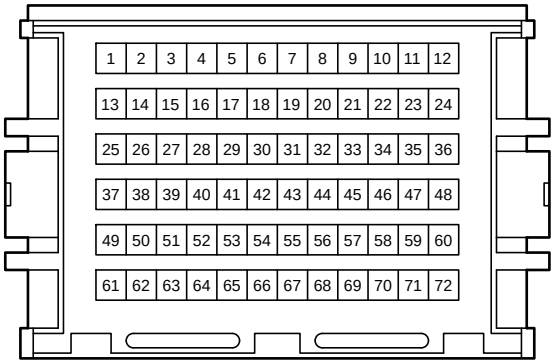

82890-42010

AR1
White

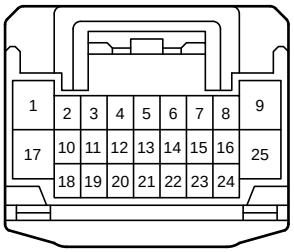

90980-12414

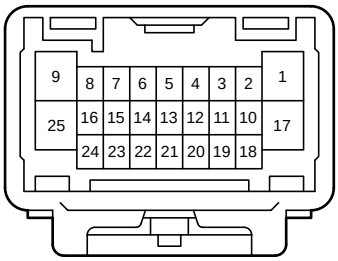

90980-12413

CG1
White

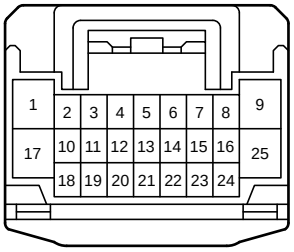

90980-12414

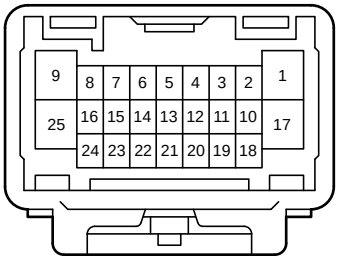

90980-12413

GA1
White

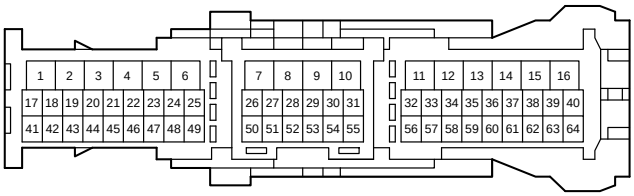

90980-12774

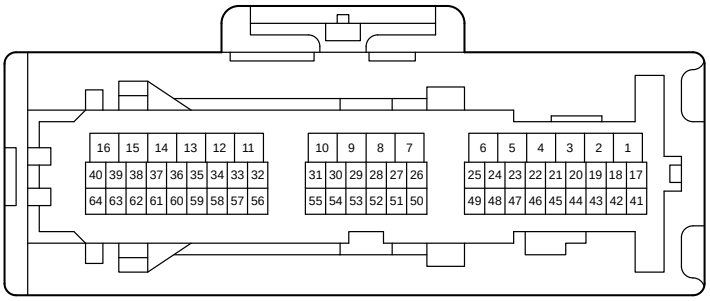

90980-12798

GA2
White

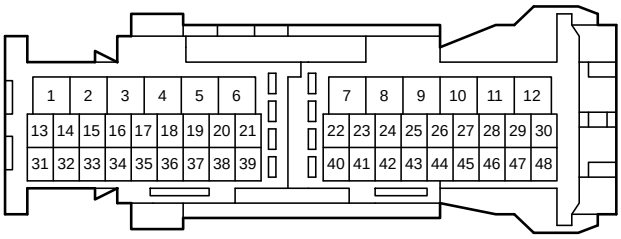

90980-12779

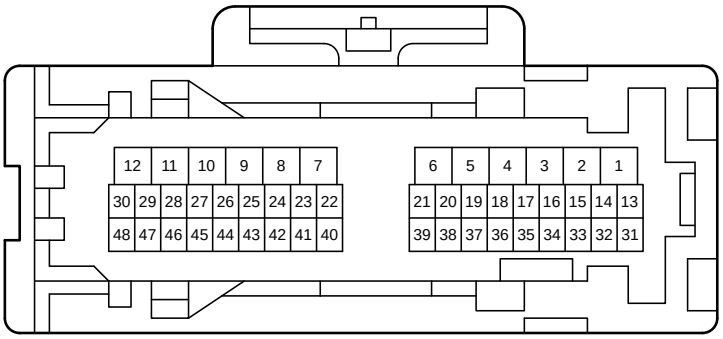

90980-12799

GR1
White

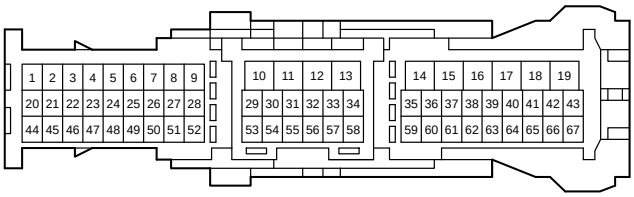

90980-12783

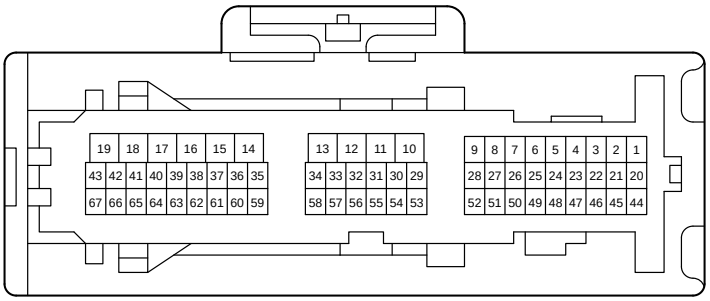

90980-12800

GR2
Gray

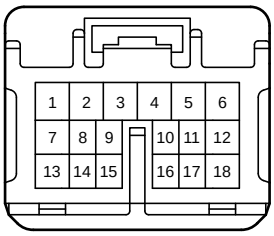

90980-12745

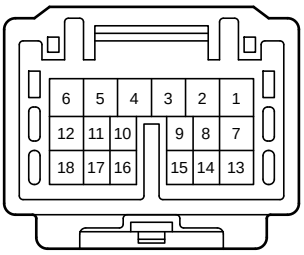

90980-12744

SR1
White

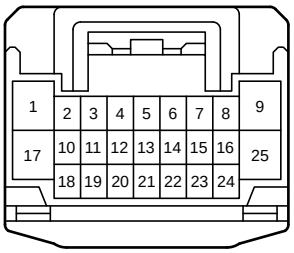

90980-12414

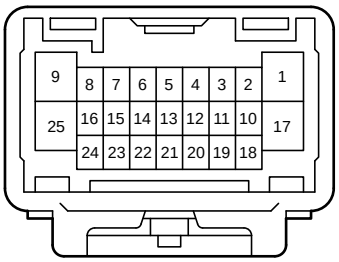

90980-12413