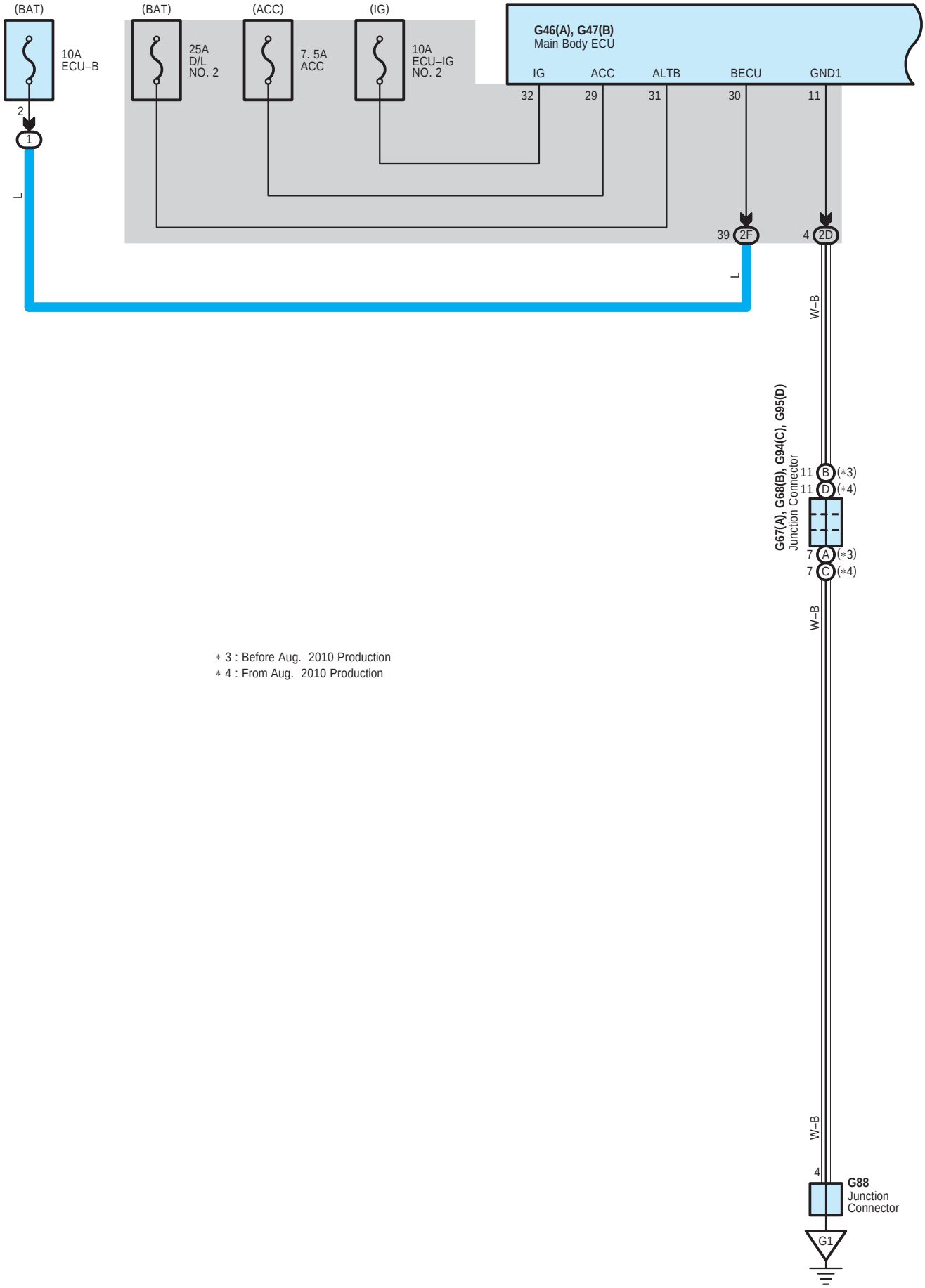

∗ 3 : Before Aug. 2010 Production
∗ 4 : From Aug. 2010 Production

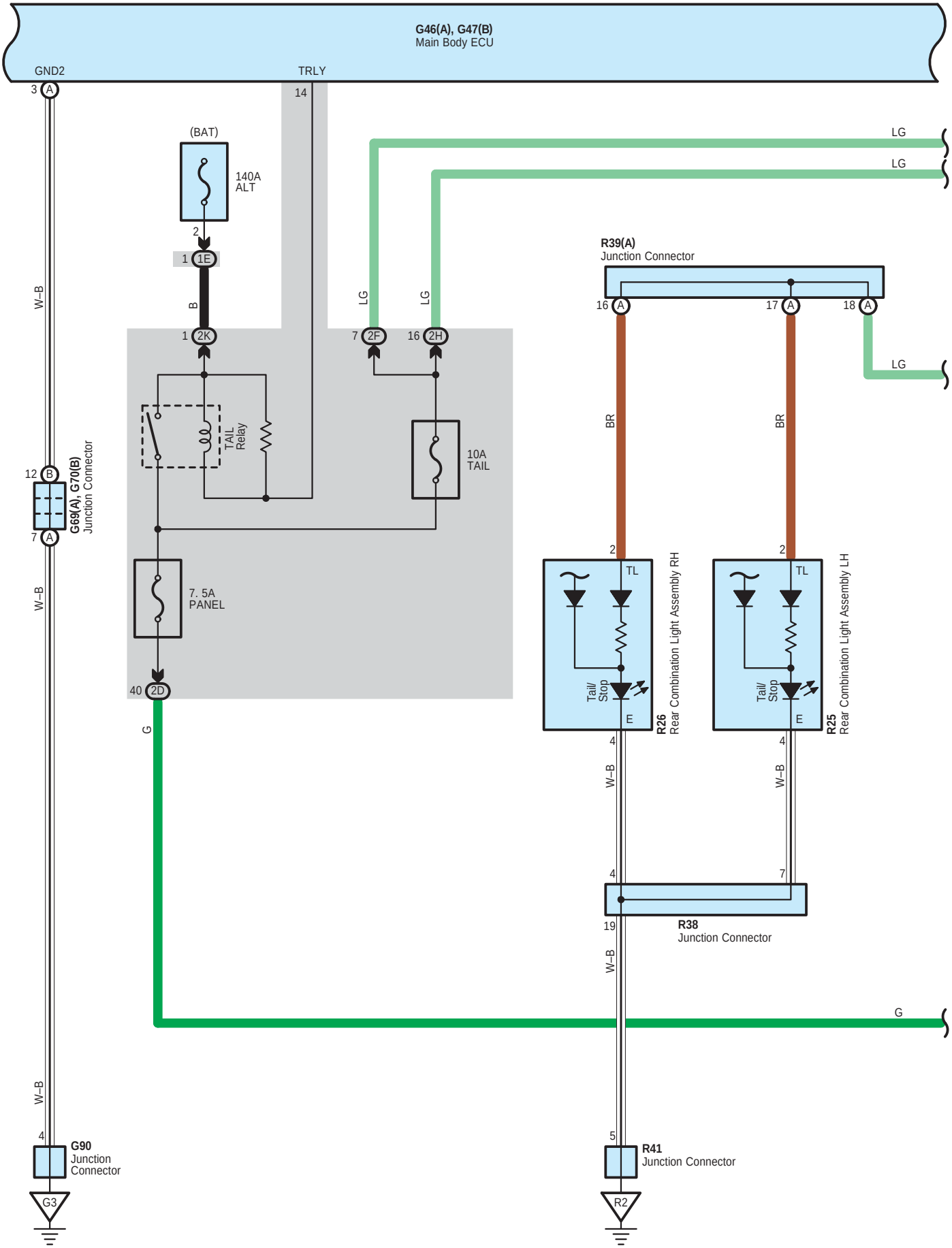
G46(A), G47(B)
Main Body ECU
GND2
TRLY
3 A
14
(BAT)
140A
ALT
2
1 1E
B
1 2K
7 2F
16 2H
LG
LG
LG
LG
TAIL
Relay
10A
TAIL
7. 5A
PANEL
40 2D
G
W–B
12 B
7 A
G69(A), G70(B)
Junction Connector
W–B
W–B
4
G90
Junction
Connector
G3
R39(A)
Junction Connector
16 A
17 A
18 A
BR
BR
2
TL
Tail/
Stop
E
R26
Rear Combination Light Assembly RH
2
TL
Tail/
Stop
E
R25
Rear Combination Light Assembly LH
4
W–B
4
W–B
4
7
R38
Junction Connector
19
W–B
G
5
R41
Junction Connector
R2

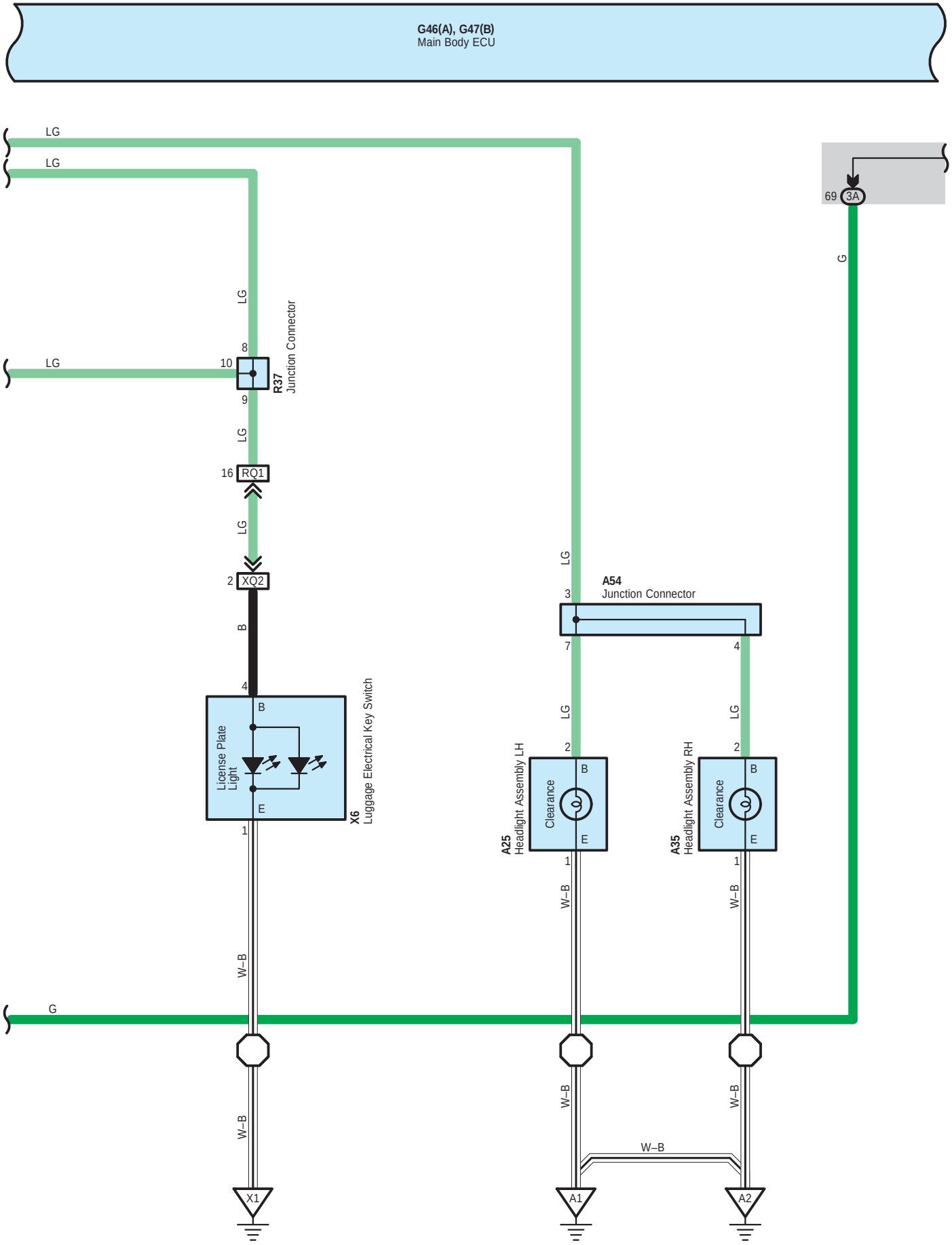
G46(A), G47(B)
Main Body ECU
LG
LG
69
3A
G
LG
8
LG
10
R37
Junction Connector
9
LG
16
RQ1
LG
2
XQ2
B
4
License Plate Light
B
E
1
X6
Luggage Electrical Key Switch
W–B
G
W–B
X1
LG
3
A54
Junction Connector
7
4
LG
LG
2
A25
Headlight Assembly LH
Clearance
B
E
1
W–B
W–B
A1
2
A35
Headlight Assembly RH
Clearance
B
E
1
W–B
W–B
W–B
A2

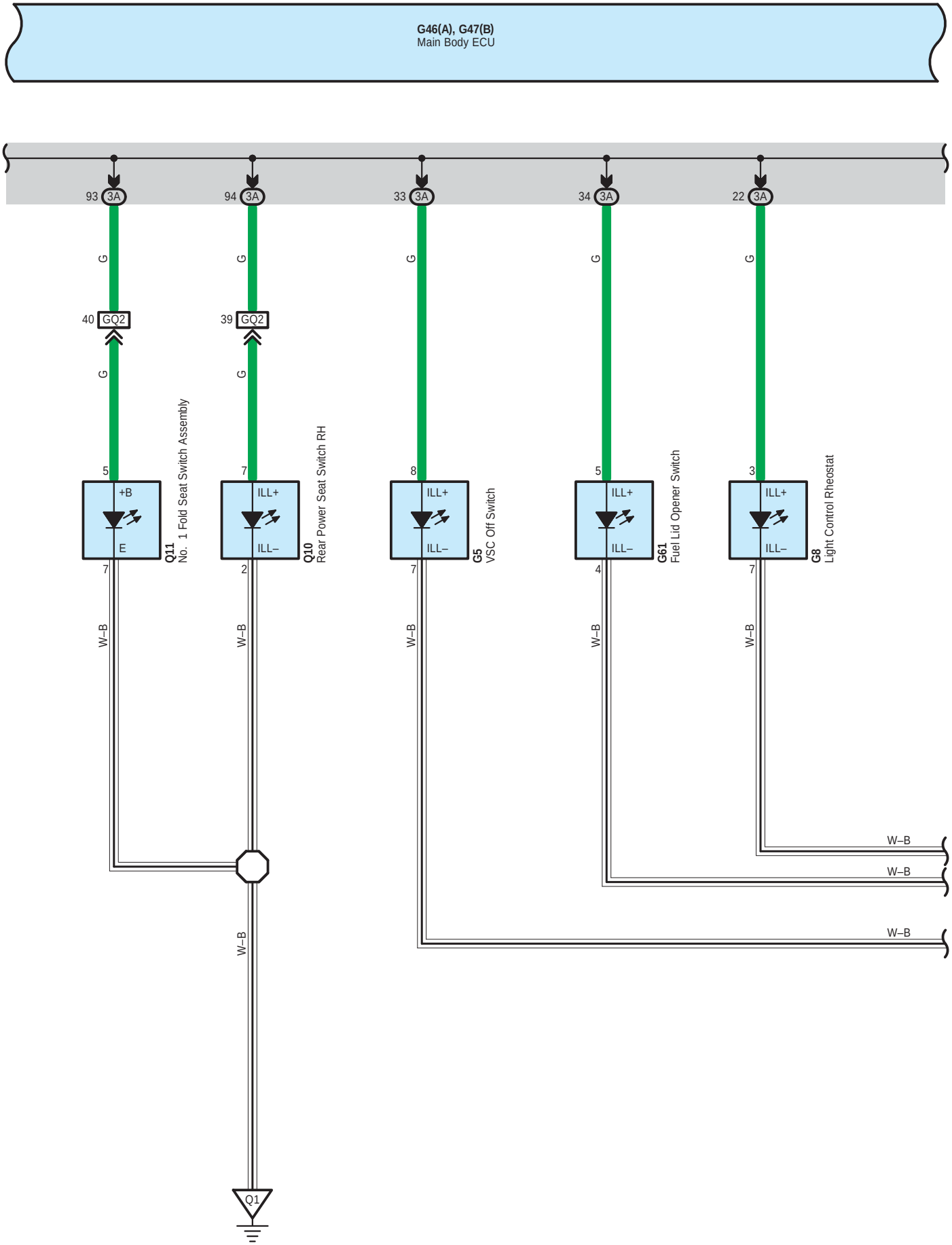
G46(A), G47(B)
Main Body ECU
93 3A
94 3A
33 3A
34 3A
22 3A
G
40 GQ2
39 GQ2
5
+B
E
Q11
No. 1 Fold Seat Switch Assembly
7
ILL+
ILL–
Q10
Rear Power Seat Switch RH
2
8
G5
VSC Off Switch
4
G61
Fuel Lid Opener Switch
3
G8
Light Control Rheostat
W–B
Q1

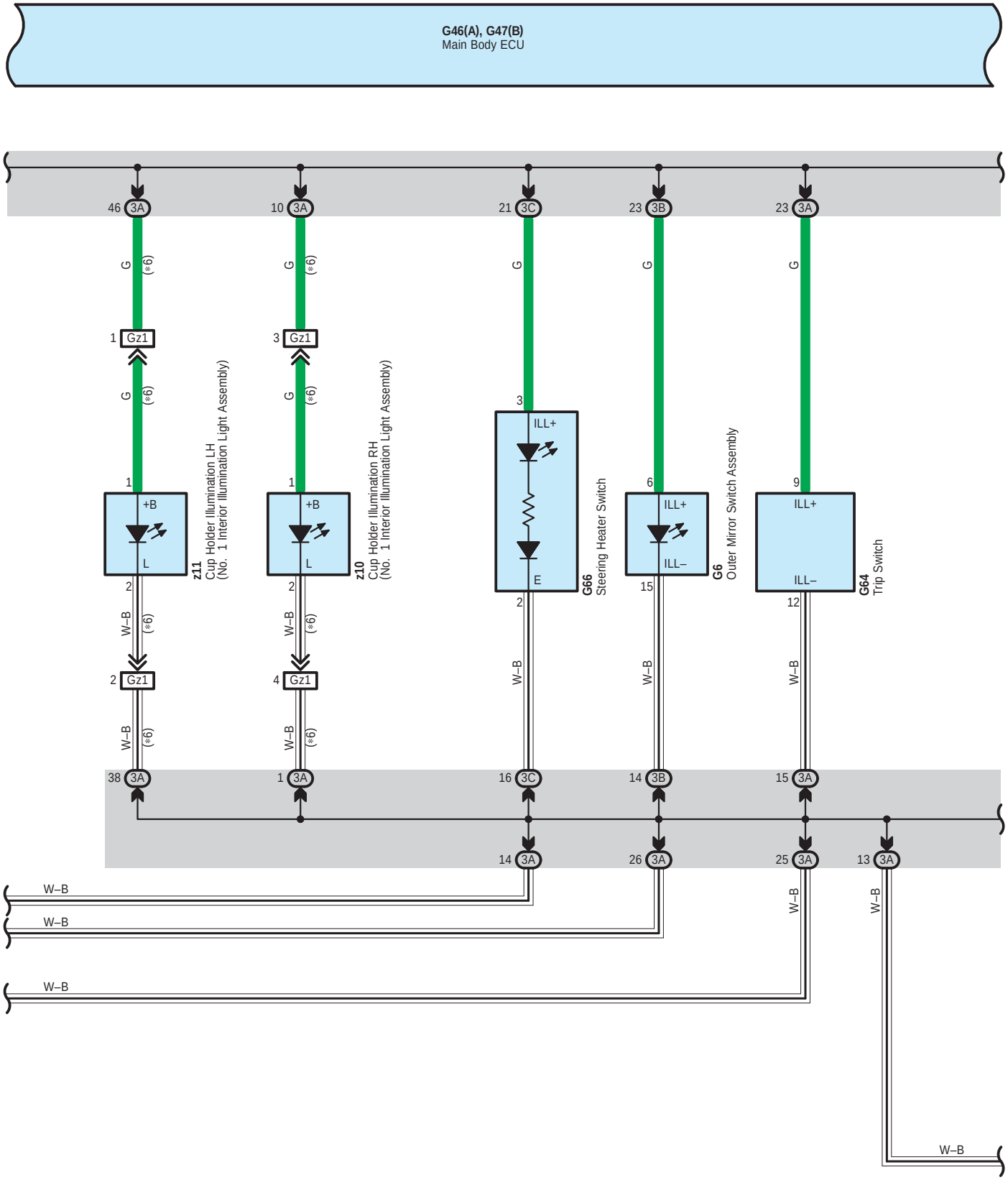
G46(A), G47(B)
Main Body ECU
46 3A
10 3A
21 3C
23 3B
23 3A
G
(*6)
1 Gz1
3 Gz1
z11
Cup Holder Illumination LH
(No. 1 Interior Illumination Light Assembly)
z10
Cup Holder Illumination RH
(No. 1 Interior Illumination Light Assembly)
+B
L
ILL+
E
G66
Steering Heater Switch
ILL–
G6
Outer Mirror Switch Assembly
G64
Trip Switch
W–B
2 Gz1
4 Gz1
38 3A
1 3A
16 3C
14 3B
15 3A
14 3A
26 3A
25 3A
13 3A

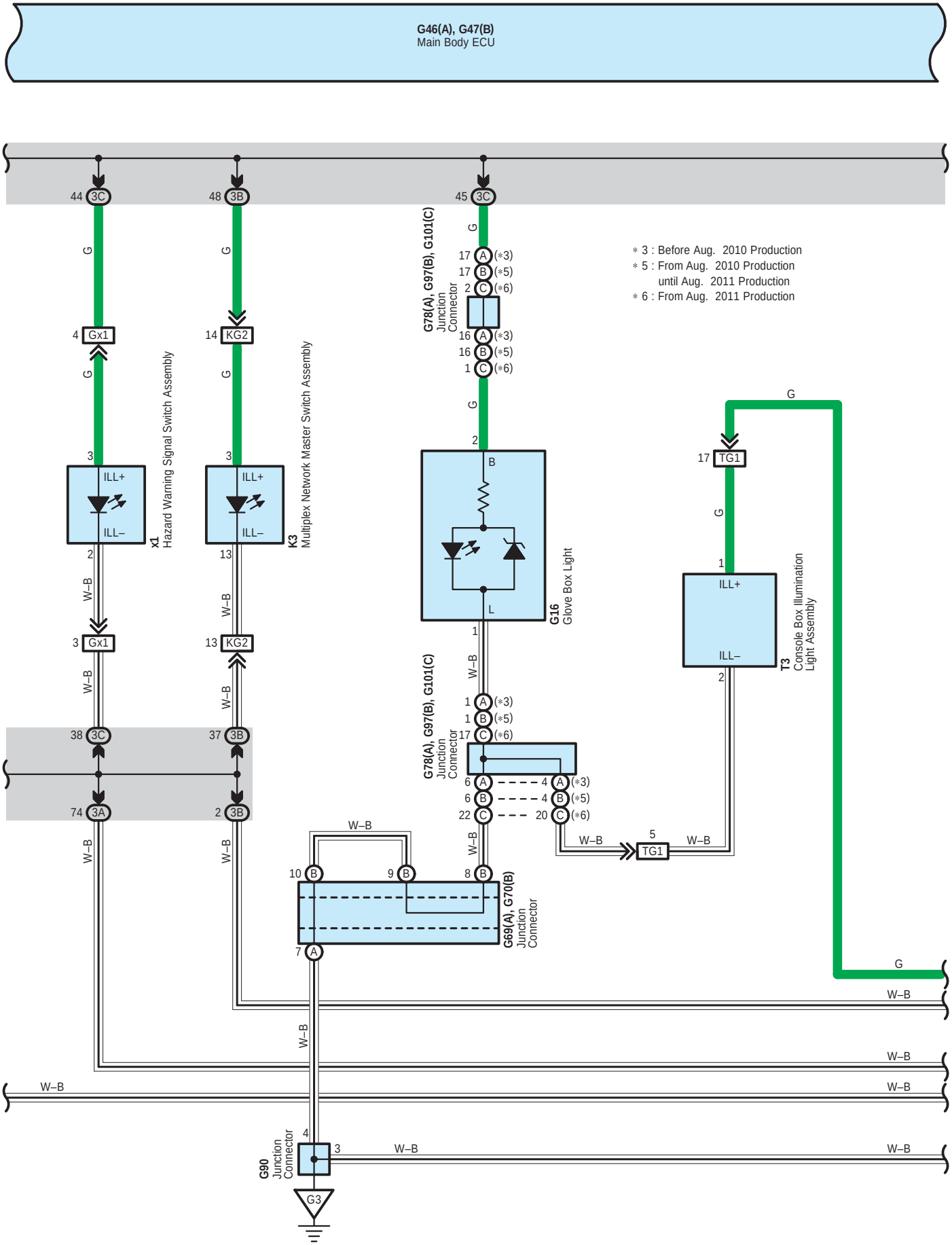
G46(A), G47(B)
Main Body ECU
44 3C
48 3B
45 3C
G
4 Gx1
14 KG2
3 Gx1
13 KG2
38 3C
37 3B
74 3A
2 3B
W–B
X1
Hazard Warning Signal Switch Assembly
K3
Multiplex Network Master Switch Assembly
ILL+
ILL–
G78(A), G97(B), G101(C)
Junction Connector
17 A (*3)
17 B (*5)
2 C (*6)
16 A (*3)
16 B (*5)
1 C (*6)
G16
Glove Box Light
B
L
1 A (*3)
1 B (*5)
17 C (*6)
6 A
6 B
22 C
4 A (*3)
4 B (*5)
20 C (*6)
17 TG1
1 TG1
5 TG1
T3
Console Box Illumination Light Assembly
10 B
9 B
8 B
7 A
G69(A), G70(B)
Junction Connector
G90
Junction Connector
4
3
G3
* 3 : Before Aug. 2010 Production
* 5 : From Aug. 2010 Production until Aug. 2011 Production
* 6 : From Aug. 2011 Production

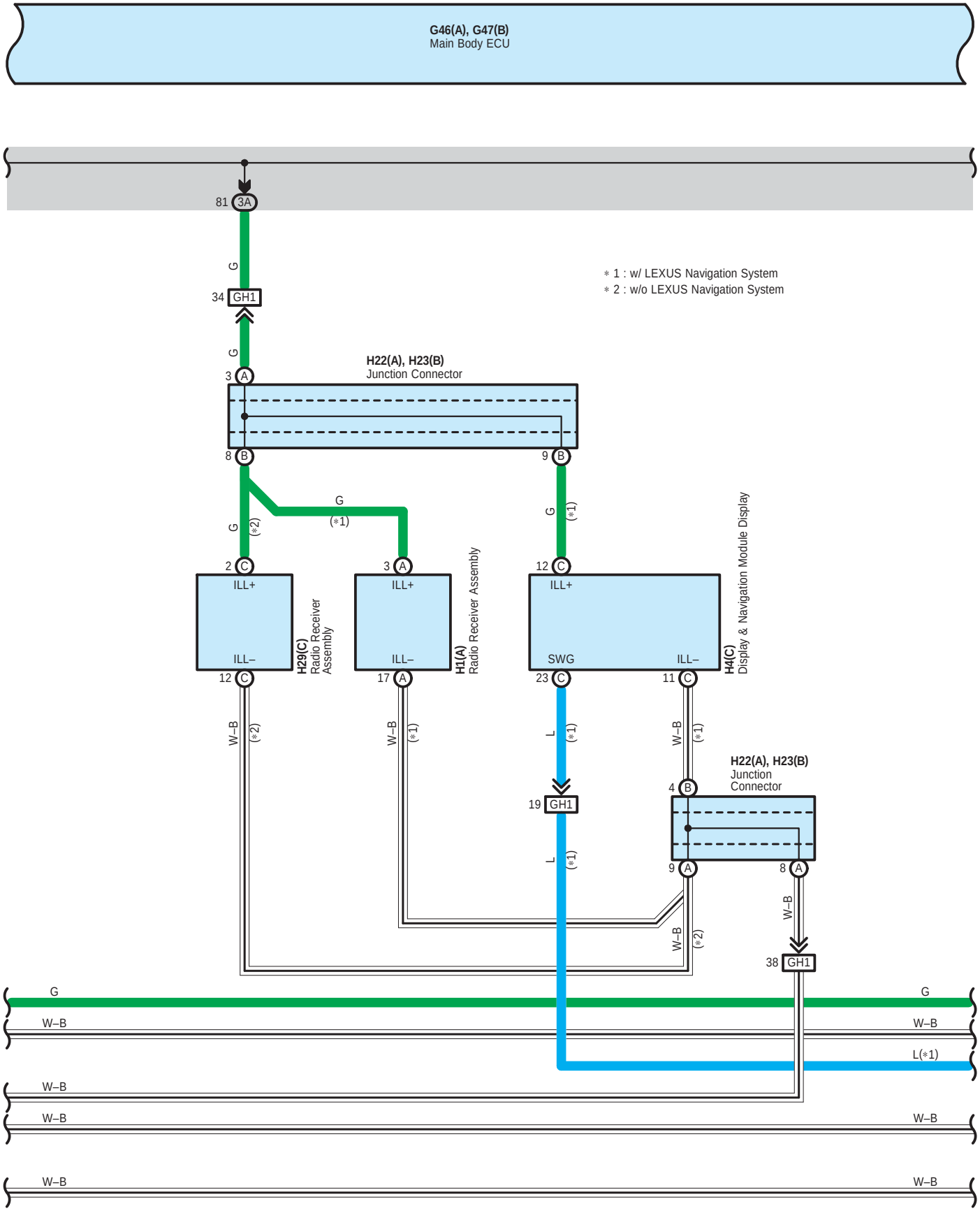
G46(A), G47(B)
Main Body ECU
81 3A
G
34 GH1
G
3 A
H22(A), H23(B)
Junction Connector
8 B
9 B
∗1 : w/ LEXUS Navigation System
∗2 : w/o LEXUS Navigation System
G
(∗2)
G
(∗1)
G
(∗1)
2 C
ILL+
ILL–
12 C
H29(C)
Radio Receiver
Assembly
3 A
ILL+
ILL–
17 A
H1(A)
Radio Receiver Assembly
12 C
ILL+
SWG
ILL–
23 C
11 C
H4(C)
Display & Navigation Module Display
W–B
(∗2)
W–B
(∗1)
L
(∗1)
W–B
(∗1)
19 GH1
L
(∗1)
H22(A), H23(B)
Junction
Connector
4 B
9 A
8 A
W–B
W–B
(∗2)
38 GH1
G
W–B
L(∗1)
W–B
W–B
W–B
W–B

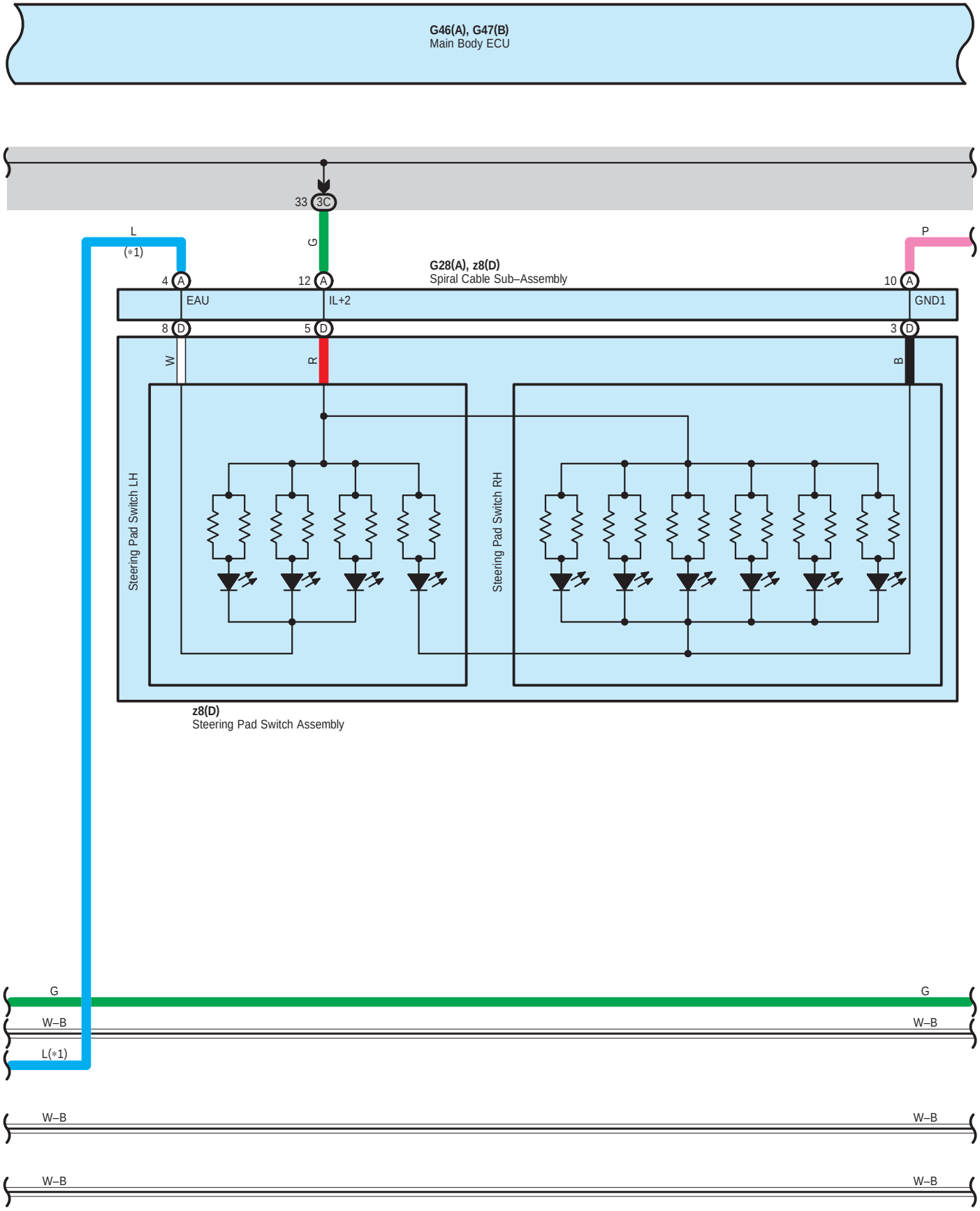
G46(A), G47(B)
Main Body ECU
33 3C
G
L
(*1)
P
G28(A), z8(D)
Spiral Cable Sub–Assembly
4 A
12 A
10 A
EAU
IL+2
GND1
8 D
5 D
3 D
W
R
B
Steering Pad Switch LH
Steering Pad Switch RH
z8(D)
Steering Pad Switch Assembly
G
G
W–B
W–B
L(*1)
W–B
W–B
W–B
W–B

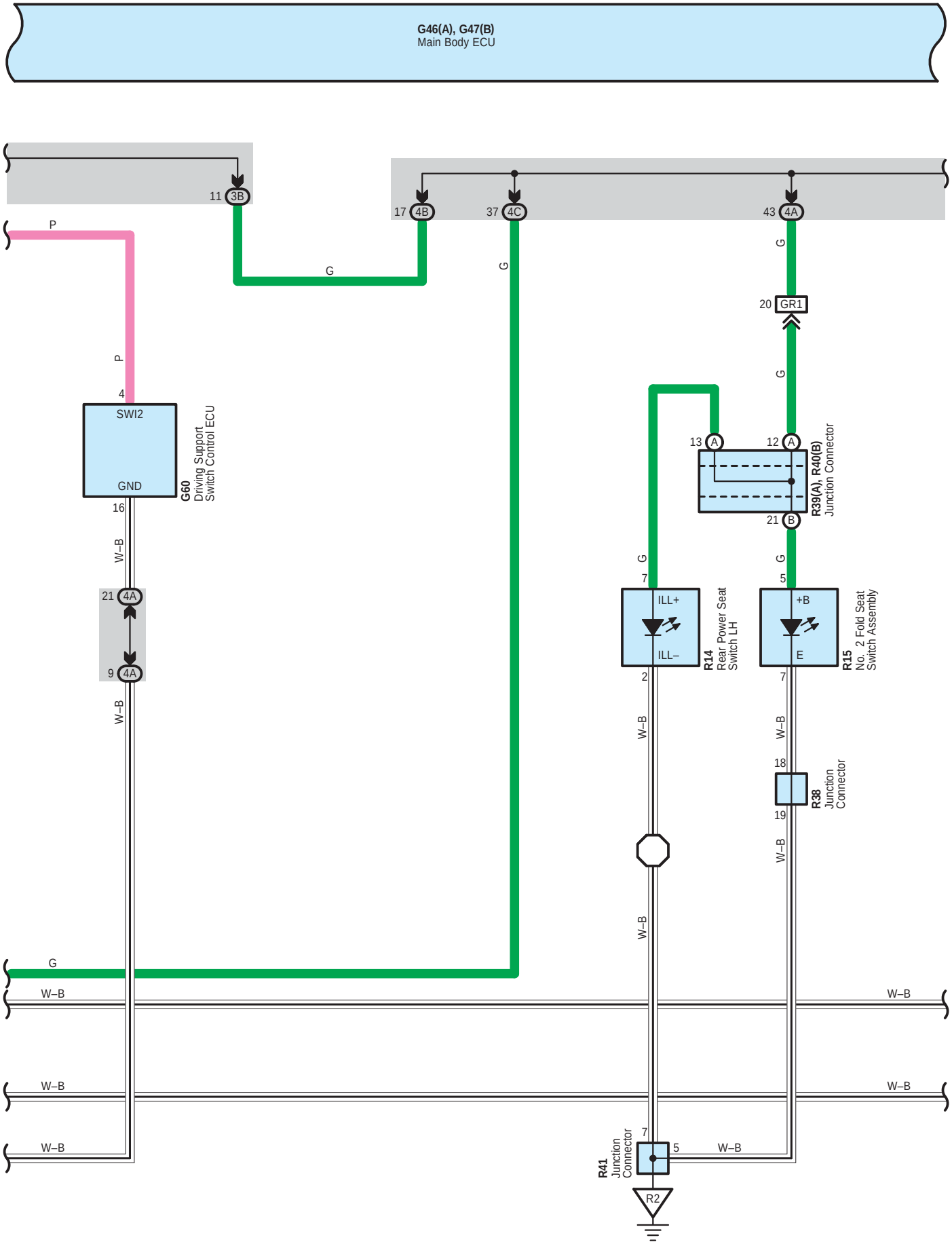
G46(A), G47(B)
Main Body ECU
11 3B
17 4B
37 4C
43 4A
P
G
G
G
20 GR1
G
P
4
SWI2
GND
G60
Driving Support Switch Control ECU
16
W–B
21 4A
9 4A
W–B
13 A
12 A
21 B
R39(A), R40(B)
Junction Connector
G
7
ILL+
ILL–
R14
Rear Power Seat Switch LH
2
W–B
G
5
+B
E
R15
No. 2 Fold Seat Switch Assembly
7
W–B
18
R38
Junction Connector
19
W–B
W–B
G
W–B
W–B
W–B
W–B
W–B
7
5
W–B
R41
Junction Connector
R2

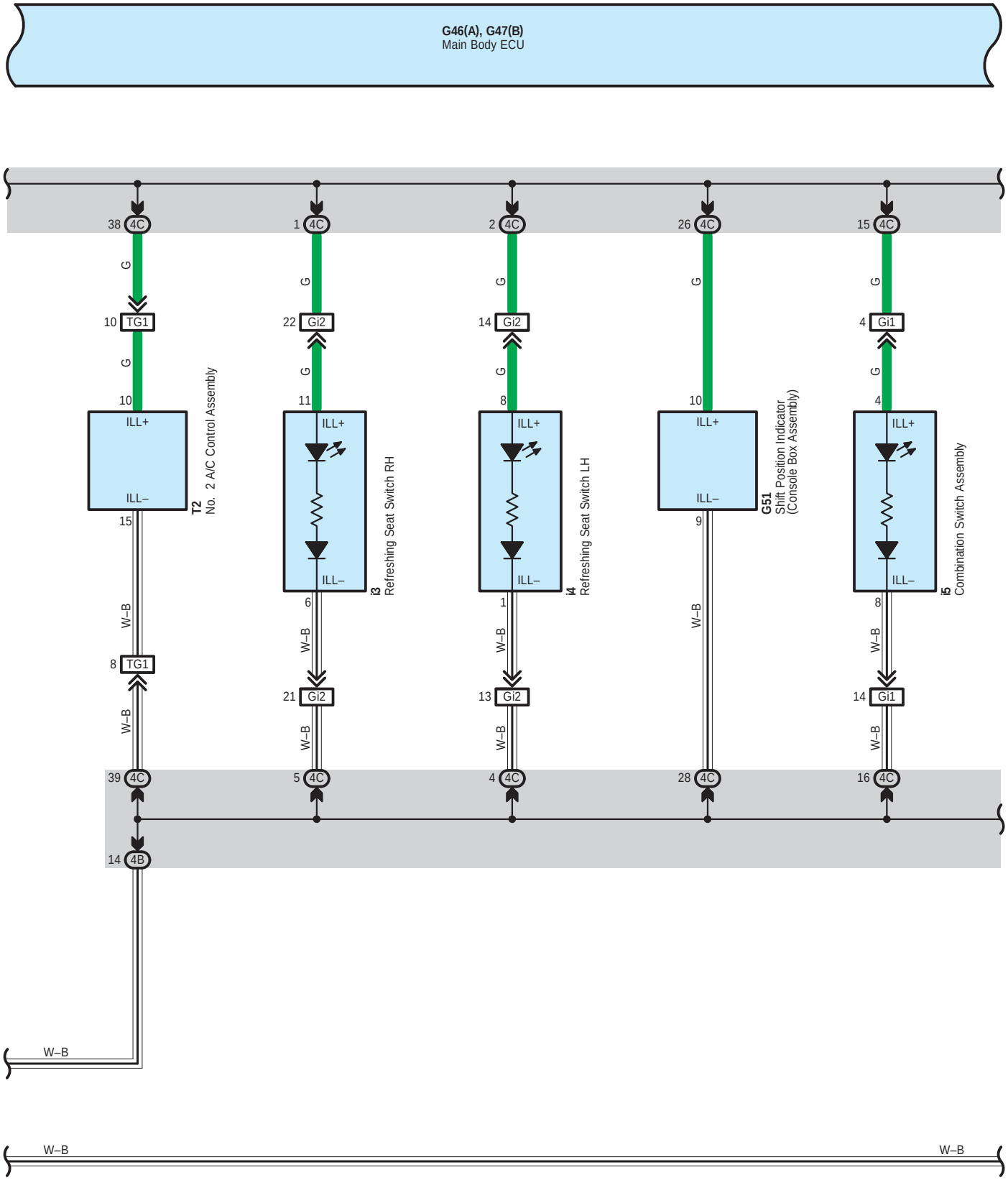
G46(A), G47(B)
Main Body ECU
38 4C
1 4C
2 4C
26 4C
15 4C
G
10 TG1
22 Gi2
14 Gi2
4 Gi1
10
11
8
10
4
ILL+
ILL–
T2
No. 2 A/C Control Assembly
i3
Refreshing Seat Switch RH
i4
Refreshing Seat Switch LH
G51
Shift Position Indicator
(Console Box Assembly)
i5
Combination Switch Assembly
15
6
1
9
8
W–B
8 TG1
21 Gi2
13 Gi2
14 Gi1
39 4C
5 4C
4 4C
28 4C
16 4C
14 4B
W–B
W–B
W–B

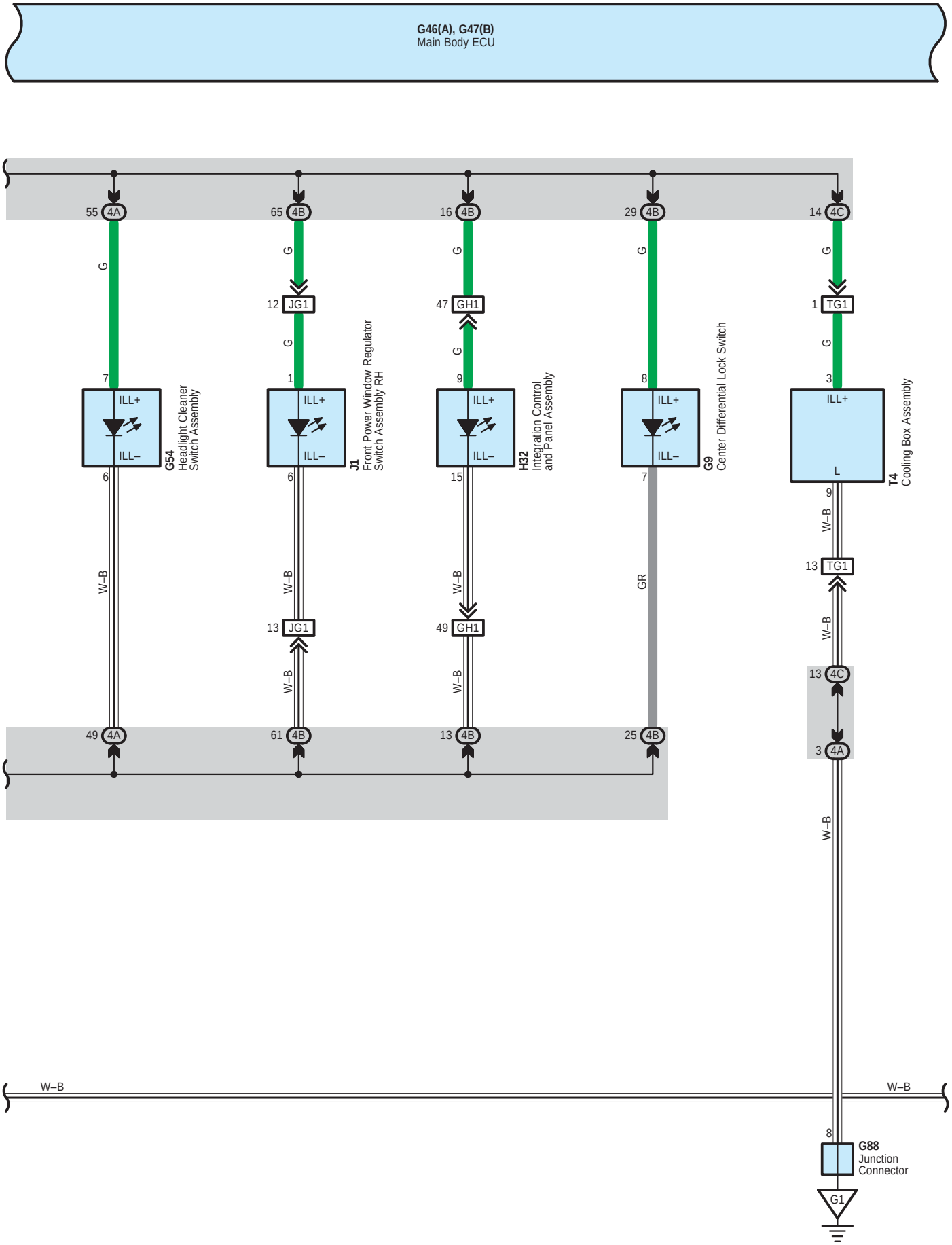
G46(A), G47(B)
Main Body ECU
55 4A
65 4B
16 4B
29 4B
14 4C
G
12 JG1
47 GH1
1 TG1
7
1
9
8
3
ILL+
ILL–
L
G54
Headlight Cleaner Switch Assembly
J1
Front Power Window Regulator Switch Assembly RH
H32
Integration Control and Panel Assembly
G9
Center Differential Lock Switch
T4
Cooling Box Assembly
6
15
W–B
GR
13 JG1
49 GH1
13 TG1
13 4C
3 4A
49 4A
61 4B
13 4B
25 4B
G88
Junction Connector
G1

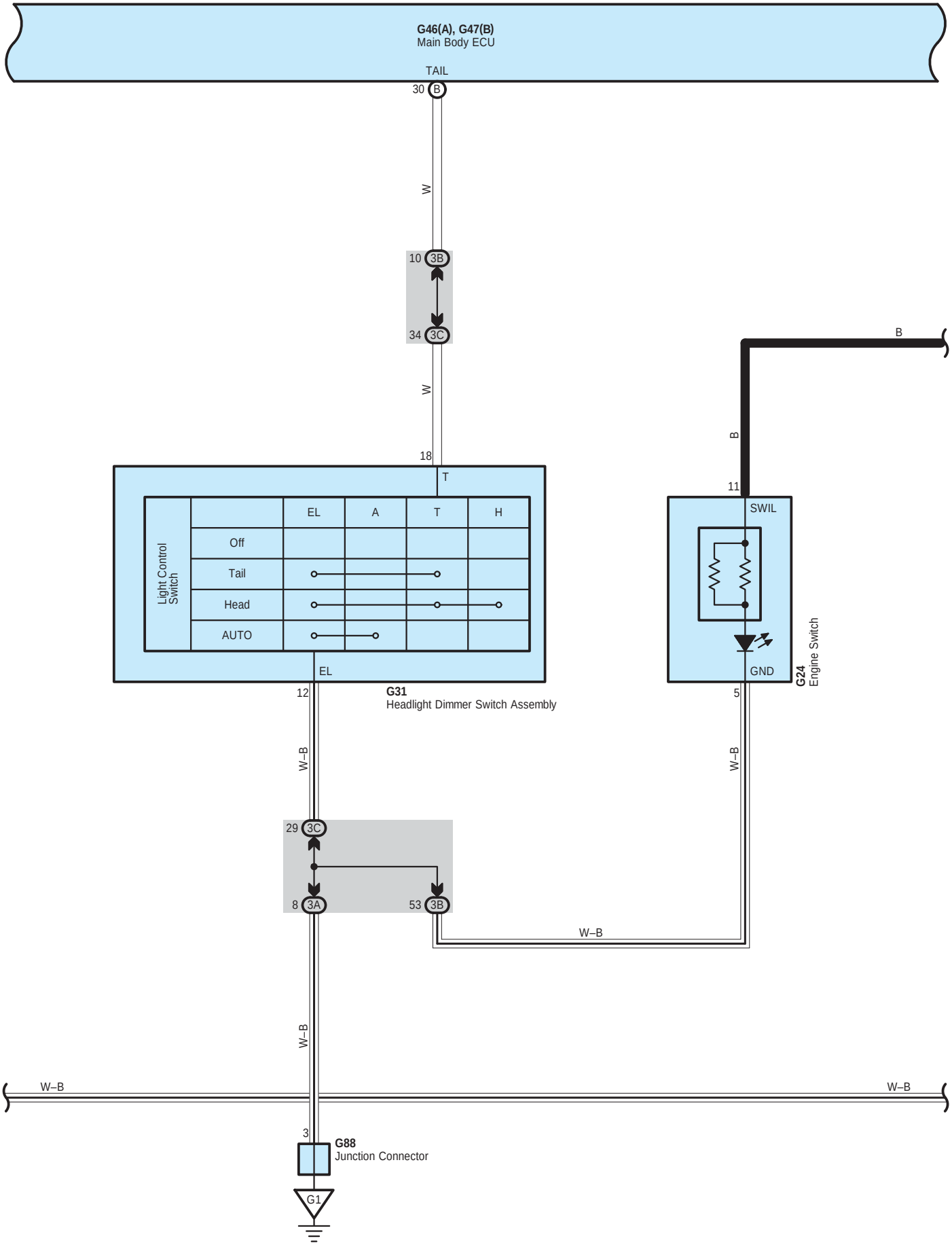
G46(A), G47(B)
Main Body ECU
TAIL
30 B
W
10 3B
34 3C
W
18
T
B
B
11
SWIL
Light Control Switch
EL
A
T
H
Off
Tail
Head
AUTO
EL
GND
G24
Engine Switch
12
G31
Headlight Dimmer Switch Assembly
5
W–B
W–B
29 3C
8 3A
53 3B
W–B
W–B
W–B
W–B
3
G88
Junction Connector
G1

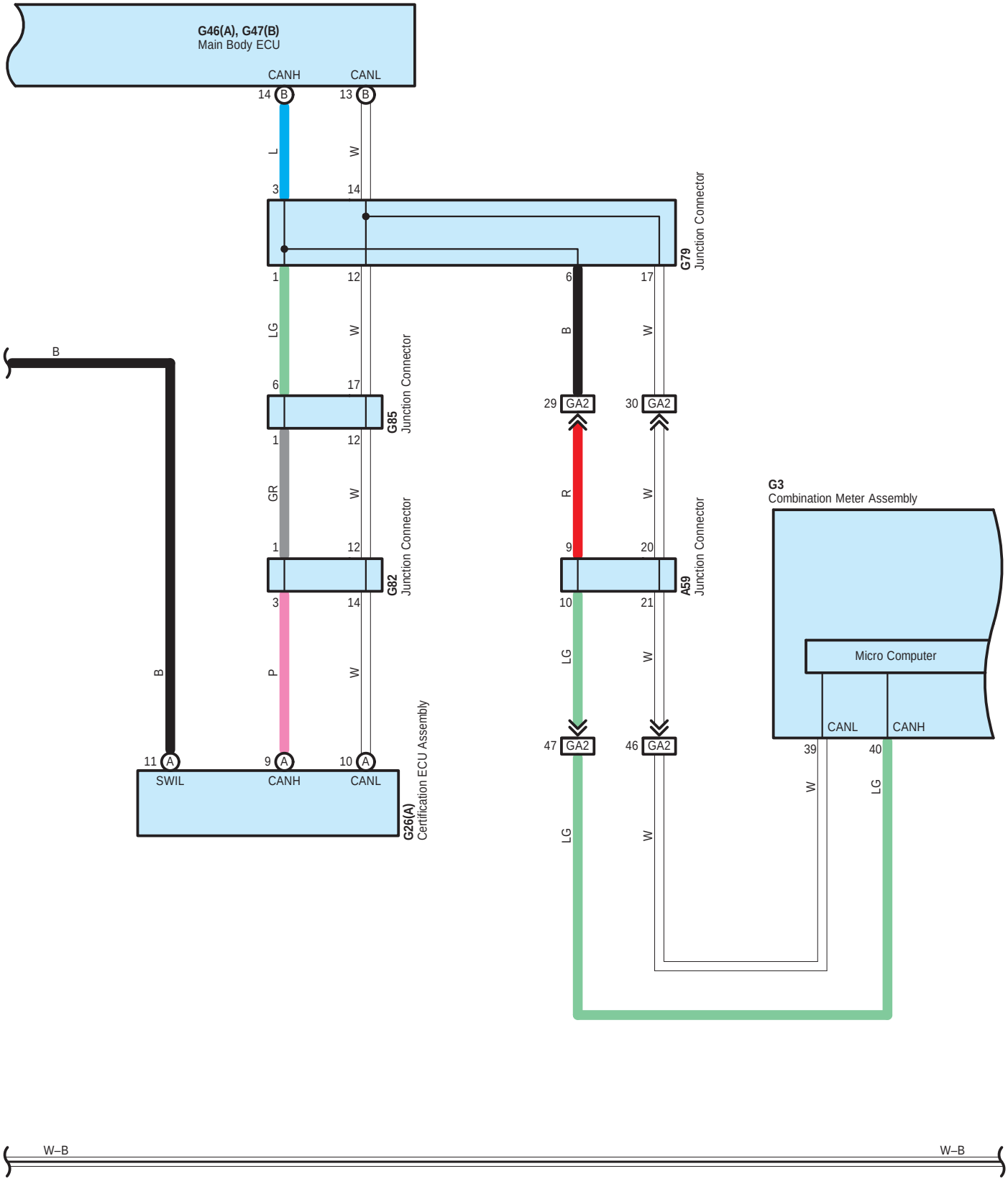
G46(A), G47(B)
Main Body ECU
CANH
CANL
14 B
13 B
L
W
3
14
G79
Junction Connector
1
12
6
17
LG
W
B
W
B
6
17
G85
Junction Connector
29 GA2
30 GA2
1
12
GR
W
R
W
G3
Combination Meter Assembly
1
12
9
20
G82
Junction Connector
A59
Junction Connector
3
14
10
21
Micro Computer
B
P
W
LG
W
CANL
CANH
47 GA2
46 GA2
39
40
11 A
9 A
10 A
SWIL
CANH
CANL
G26(A)
Certification ECU Assembly
W
LG
LG
W
W–B
W–B

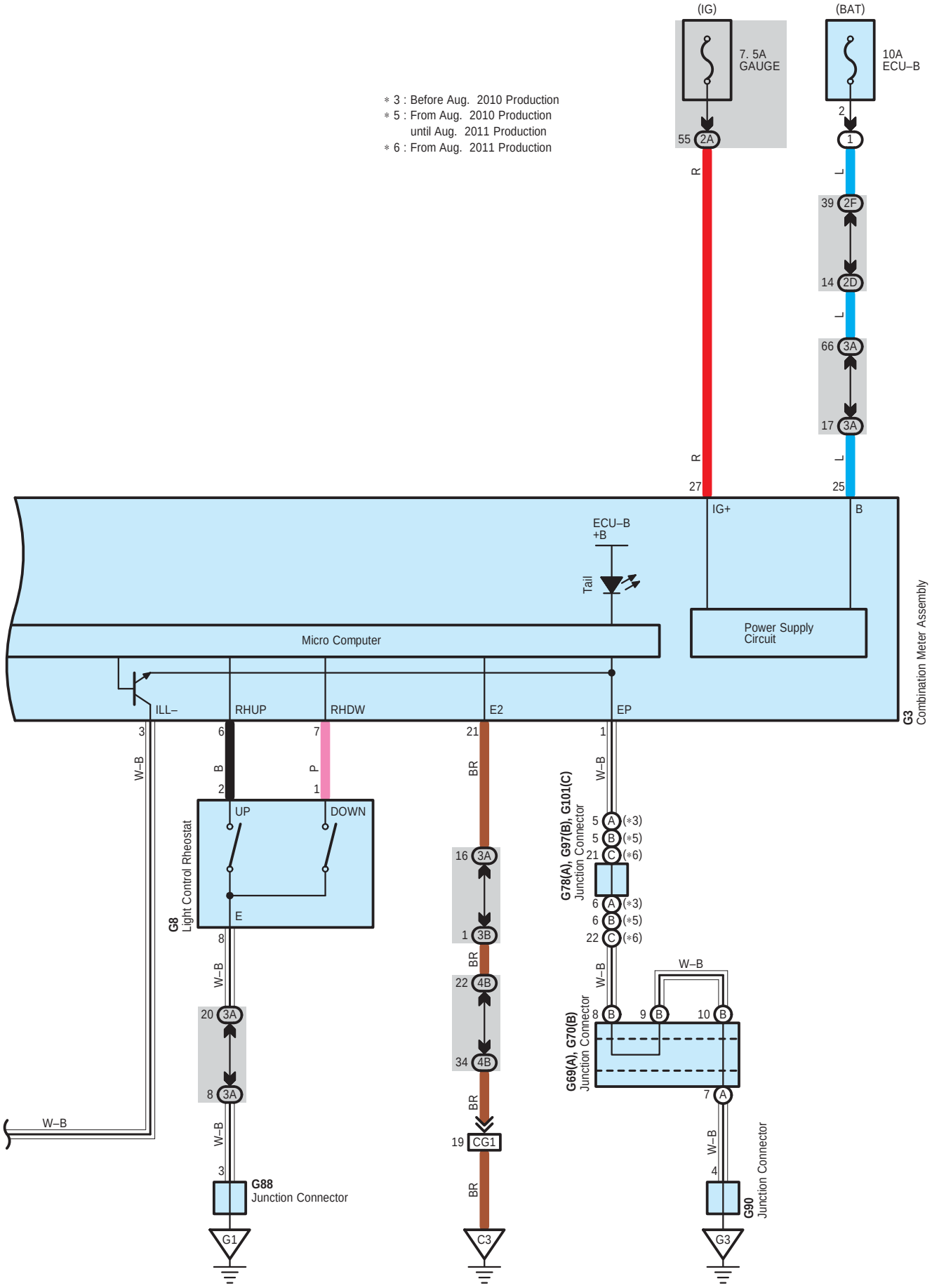
(IG)
7. 5A
GAUGE
(BAT)
10A
ECU–B
∗ 3 : Before Aug. 2010 Production
∗ 5 : From Aug. 2010 Production
until Aug. 2011 Production
∗ 6 : From Aug. 2011 Production
55 2A
2
1
R
L
39 2F
14 2D
L
66 3A
17 3A
R
L
27
25
IG+
B
ECU–B
+B
Tail
Power Supply
Circuit
Micro Computer
ILL–
RHUP
RHDW
E2
EP
G3
Combination Meter Assembly
3
6
7
21
1
W–B
B
P
BR
W–B
2
1
UP
DOWN
E
G8
Light Control Rheostat
8
W–B
20 3A
8 3A
W–B
W–B
3
G88
Junction Connector
G1
16 3A
1 3B
BR
22 4B
34 4B
BR
19 CG1
BR
C3
G78(A), G97(B), G101(C)
Junction Connector
5 A (∗3)
5 B (∗5)
21 C (∗6)
6 A (∗3)
6 B (∗5)
22 C (∗6)
W–B
W–B
W–B
8 B
9 B
10 B
G69(A), G70(B)
Junction Connector
7 A
W–B
4
G90
Junction Connector
G3

A25
Black

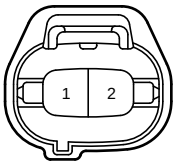

90980-11156

A35
Black

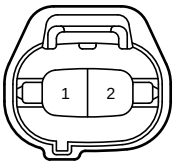

90980-11156

A54
Dark Gray

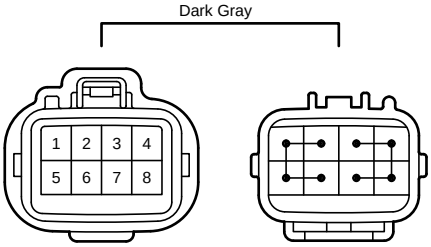

90980-10891

A59
White

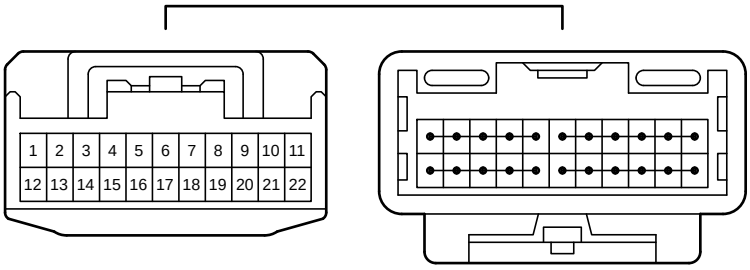

90980-12372

G3
Black

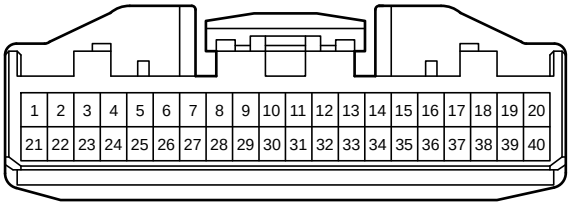

90980-12557

G5
White

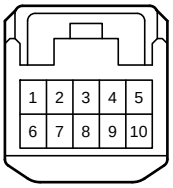

90980-12368

G6
Black

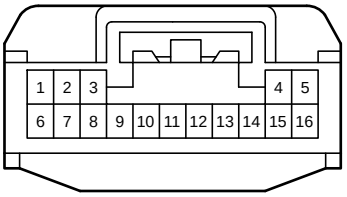

90980-12423

G8
Black

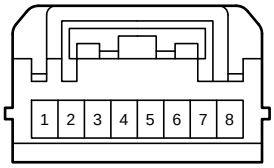

90980-12550

G9
White

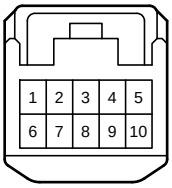

90980-12368

G16
Black

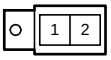

G24
White

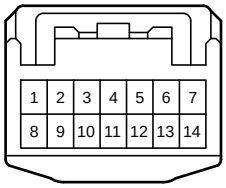

90980-12370

G26
White

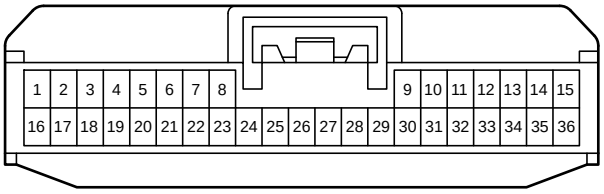

90980-12564

G28
Yellow



90980-12552

G31
White

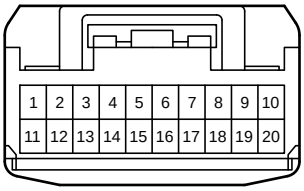

90980-12460

G46
White

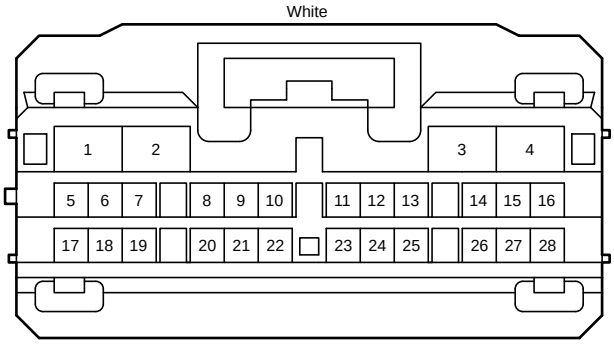

90980-12793

G47
White

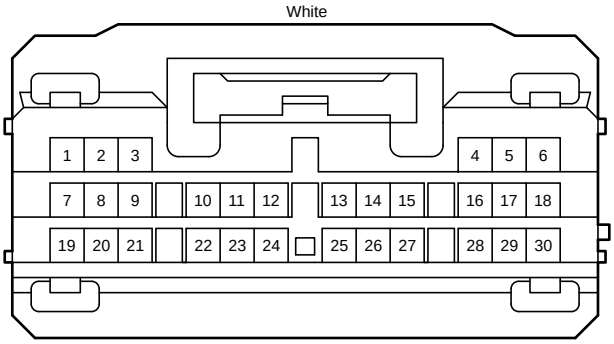

90980-12753

G51
Gray

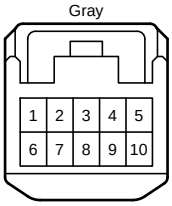

90980-12368

G54
White

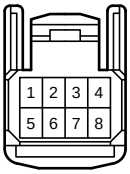

90980-12551

G60
Black

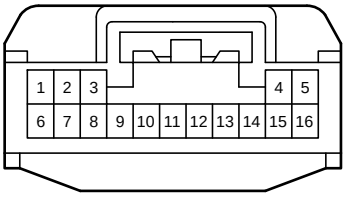

90980-12423

G61
White

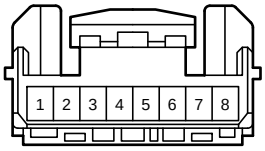

90980-12558

G64
Black



90980-12552

G66
White

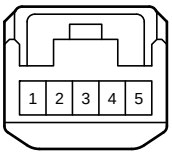

90980-12366

G67
White

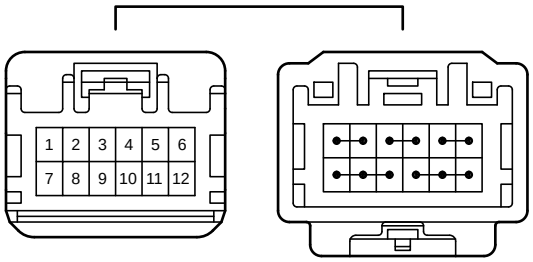

90980-12737

G68
White

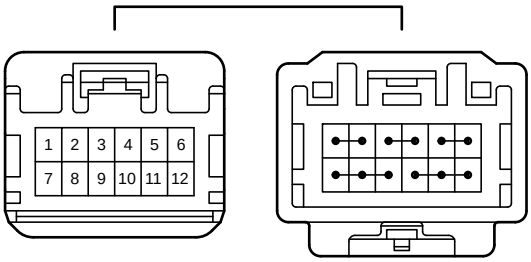

90980-12737

G69
White

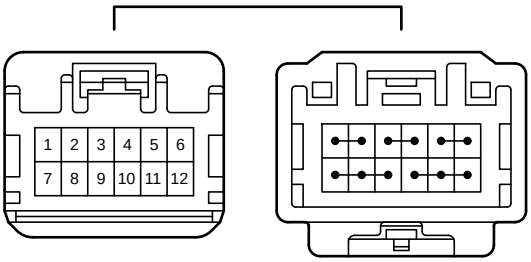

90980-12737

G70
Black

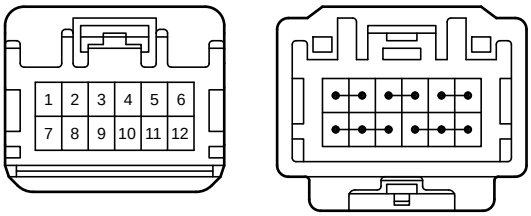

90980-12737

G78
White

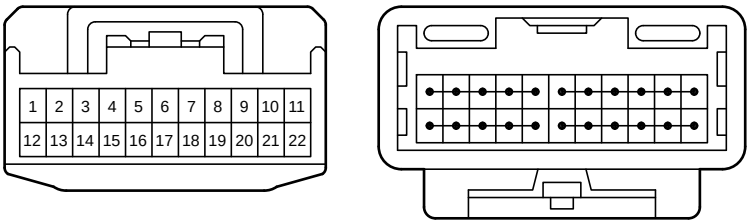

90980-12372

G79
White

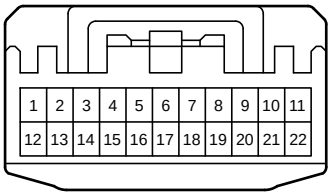

82824-30420

G82
White

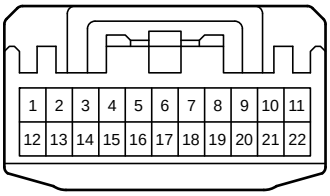

82824-30420

G85
White

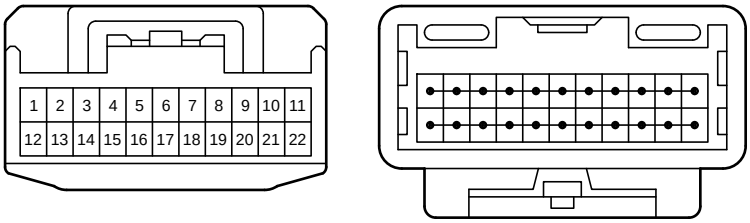

90980-12372

G88
White

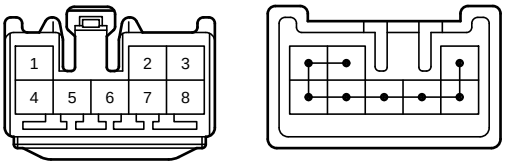

90980-11686

G90
Blue

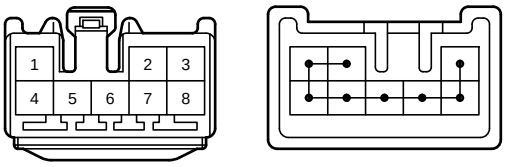

90980-11686

G94
Black

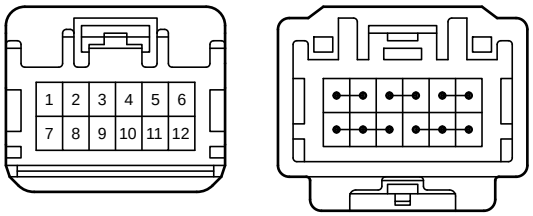

90980-12737

G95
White

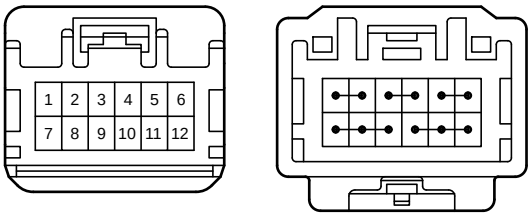

90980-12737

G97
Gray

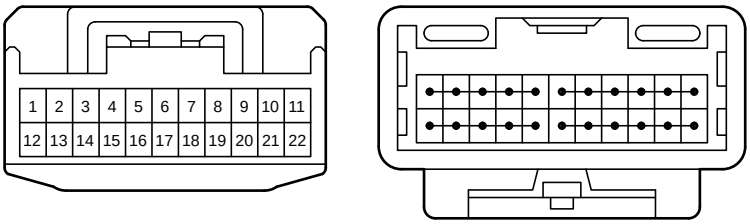

90980-12372

G101
Black

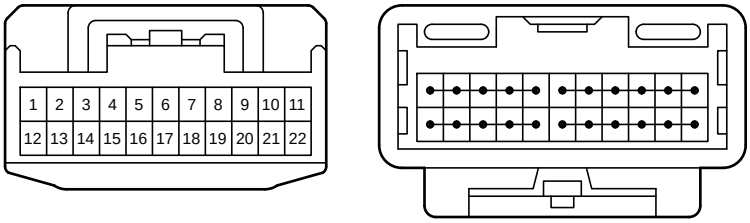

90980-12372

H1
White

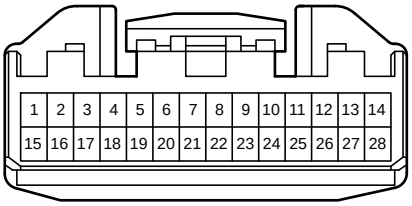

90980-12555

H4
White

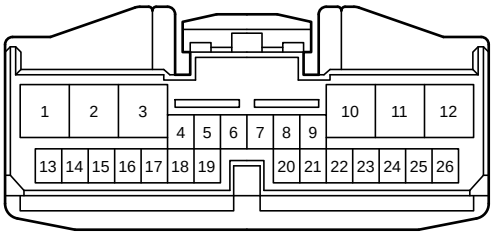

90980-12444

H22
White

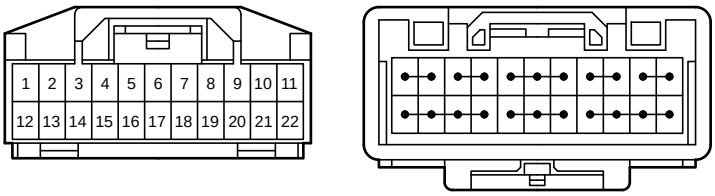

90980-11915

H23
White

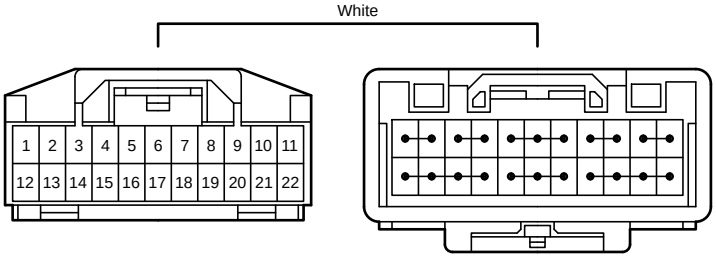

90980-11915

H29
White

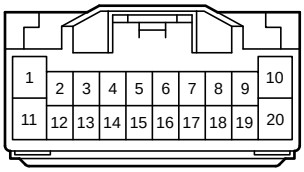

90980-12038

H32
Black

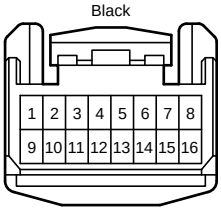

90980-12553

J1
White

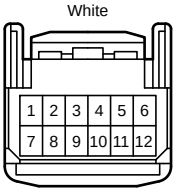

90980-12552

K3
White

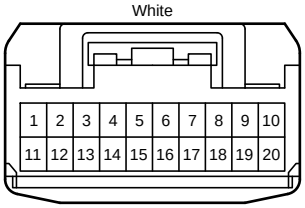

90980-12460

Q10
Black

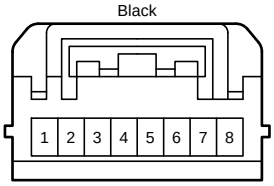

90980-12550

Q11
Black

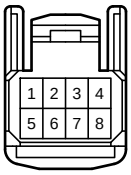

90980-12551

R14
Black

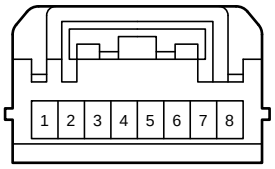

90980-12550

R15
White

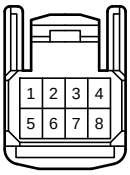

90980-12551

R25
Gray

90980-10942

R26
Black

90980-10942

R37
White

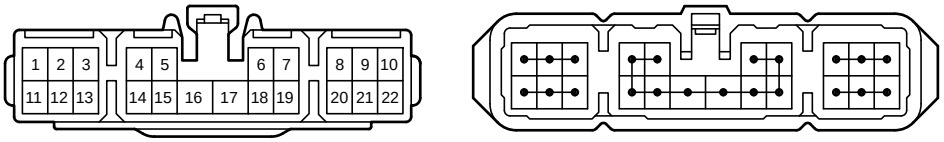

90980-11238

R38
Blue

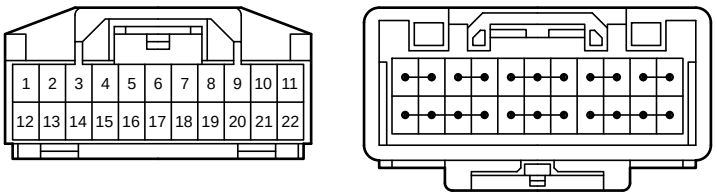

90980-10875

R39
Blue

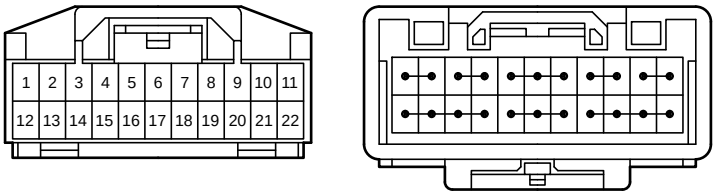

90980-11915

R40
Blue

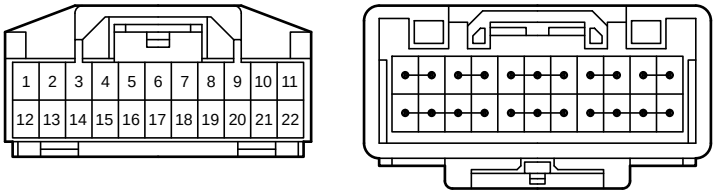

90980-11915

R41
White

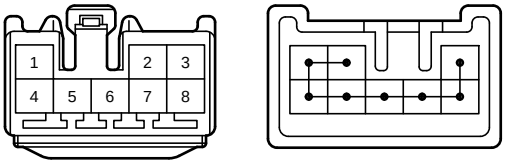

90980-11686

T2
Black



90980-12553

T3
White

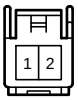

90980-12063

T4
Black

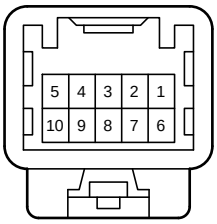

90980-12367

X6
Gray

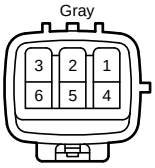

90980-11193

i3
Black



90980-12552

i4
Black



90980-12552

i5
White



90980-12553

x1
White



82824-21030

z8
White

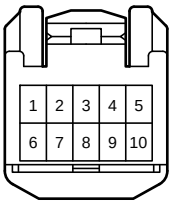

90980-12361

z10
Black

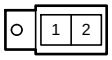

z11
Black

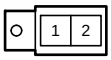

1E

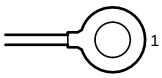

90980-09566

2A
White

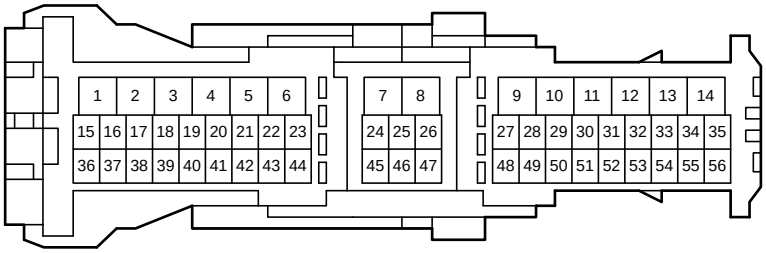

90980-12822

2D
White

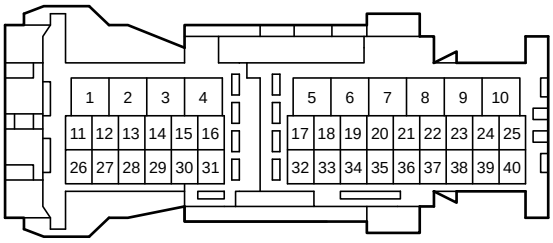

90980-12818

2F
White

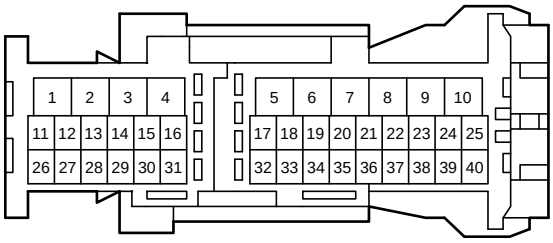

90980-12794

2H
White

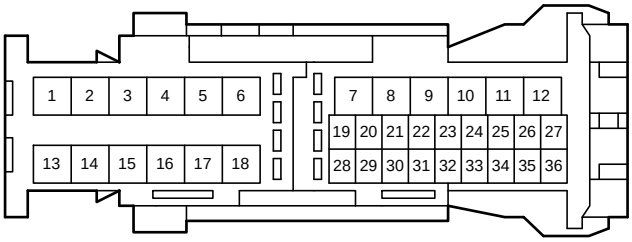

90980-12825

2K
White

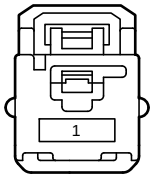

90980-12756

3A
White

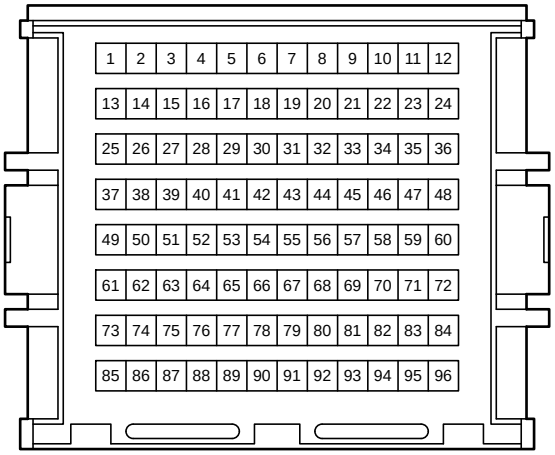

82890-12030

3B
White

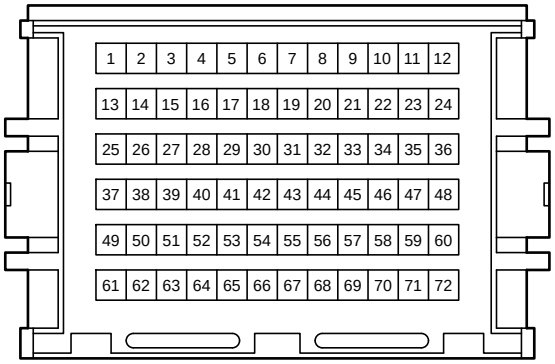

82890-42010

3C
White

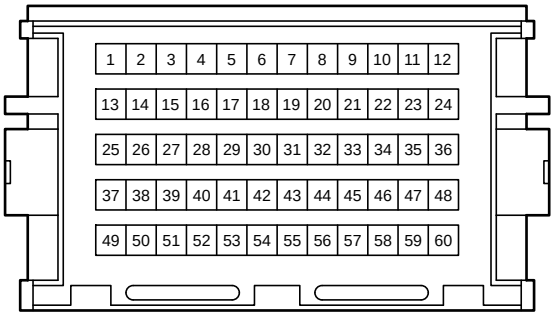

82890-12020

4A
White

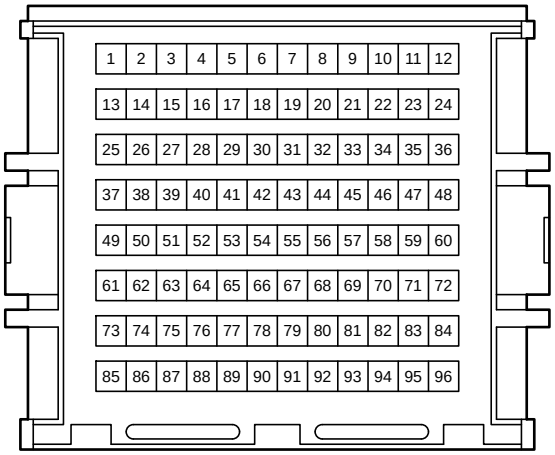

82890-12030

4B
White

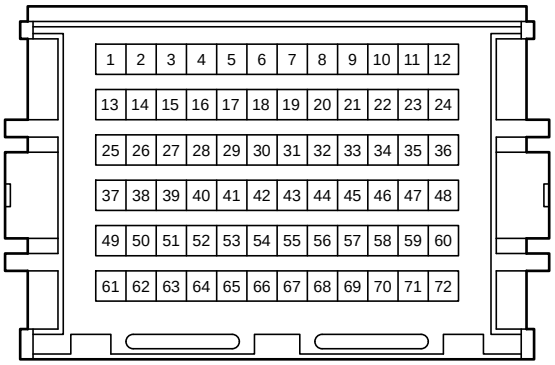

82890-42010

4C
White

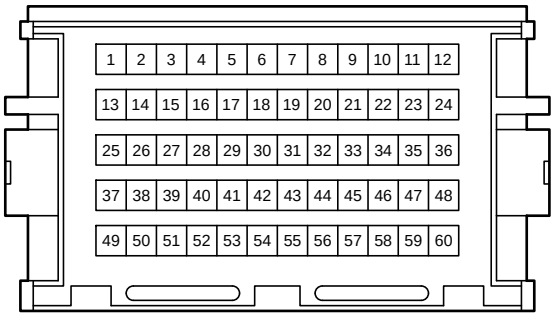

82890-12020

CG1
White

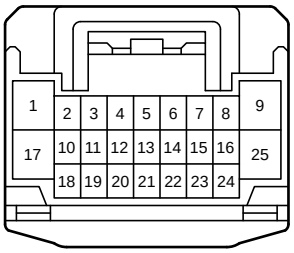

90980-12414

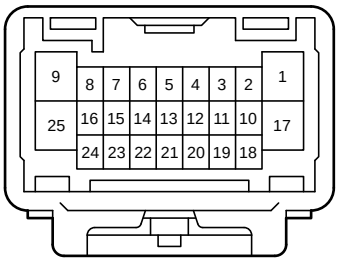

90980-12413

GA2
White

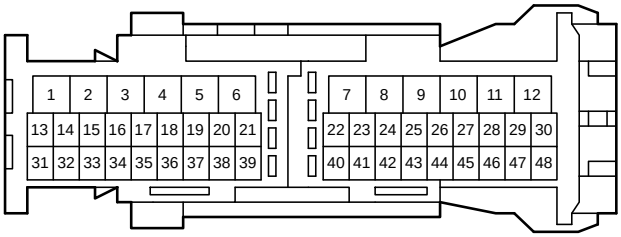

90980-12779

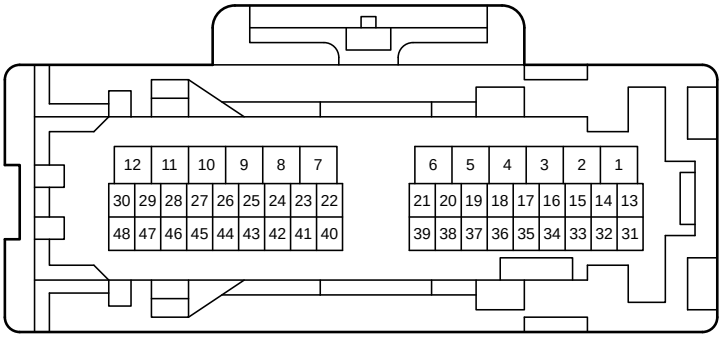

90980-12799

GH1
White

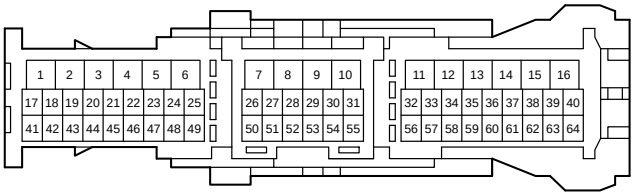

90980-12774

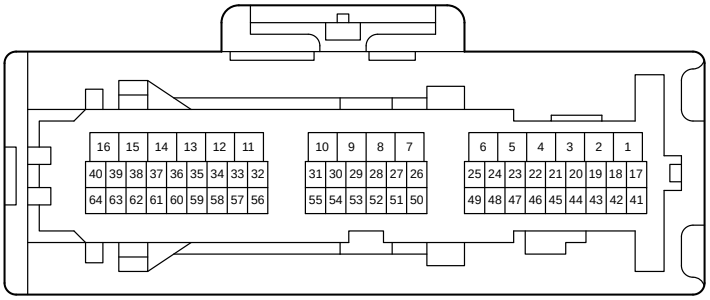

90980-12798

GQ2
White

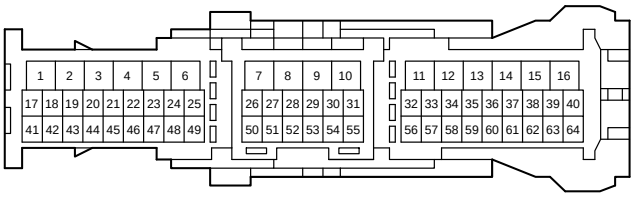

90980-12774

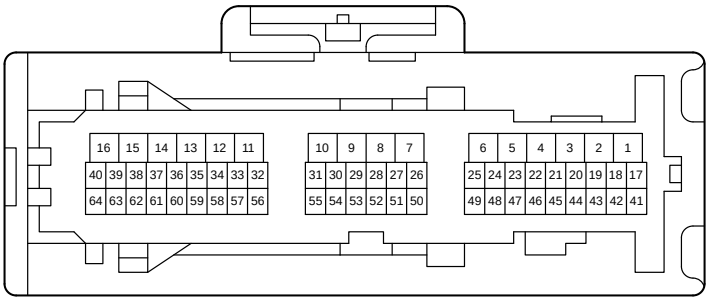

90980-12798

GR1
White

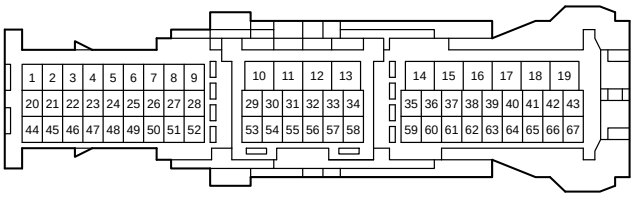

90980-12783

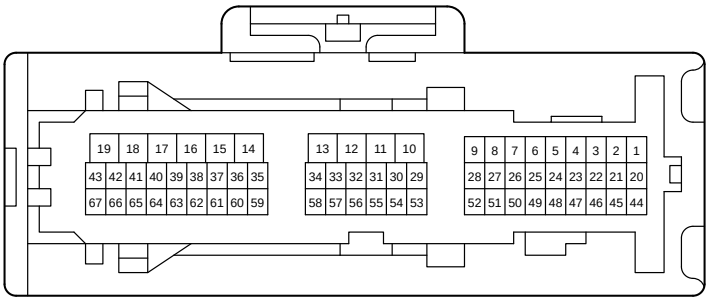

90980-12800

Gi1
White

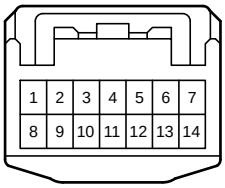

90980-12370

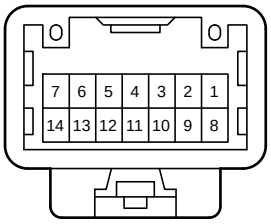

90980-12369

Gi2
White

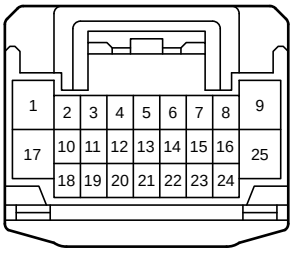

90980-12414

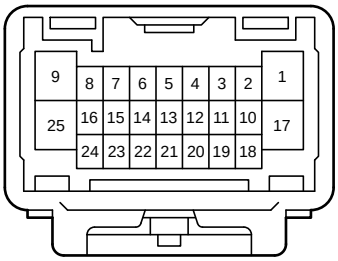

90980-12413

Gx1
White

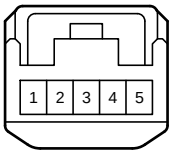

90980-12366



90980-12365

Gz1
Black Gray

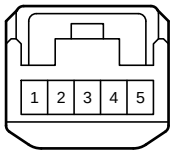

90980-12366

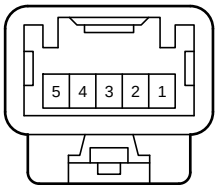

90980-12419

JG1
Gray

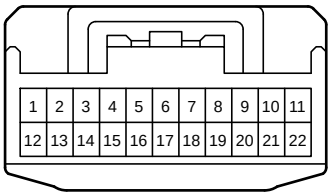

90980-12372

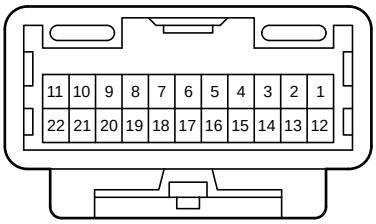

90980-12371

KG2
White

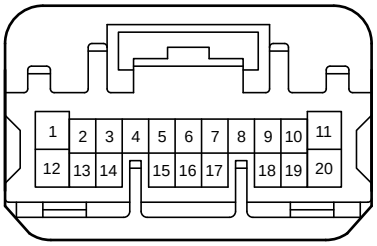

90980-12741

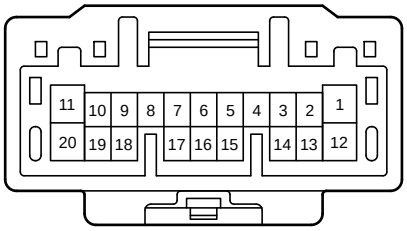

90980-12740

RQ1
White

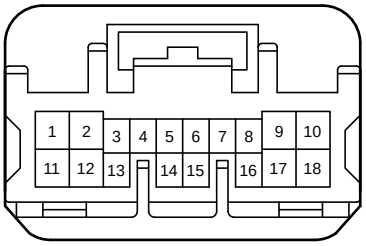

90980-12739

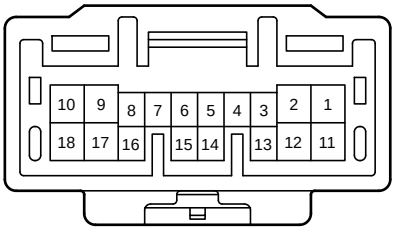

90980-12738

TG1
White

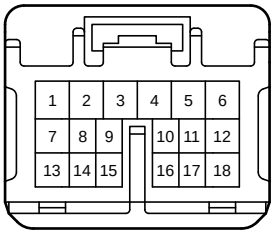

90980-12745

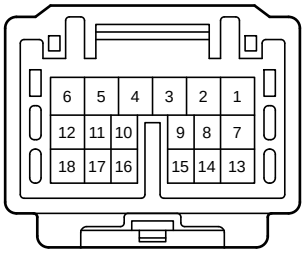

90980-12744

XQ2
White

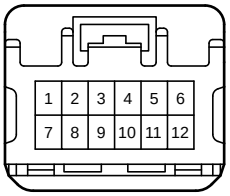

90980-12737

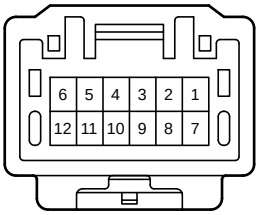

90980-12736