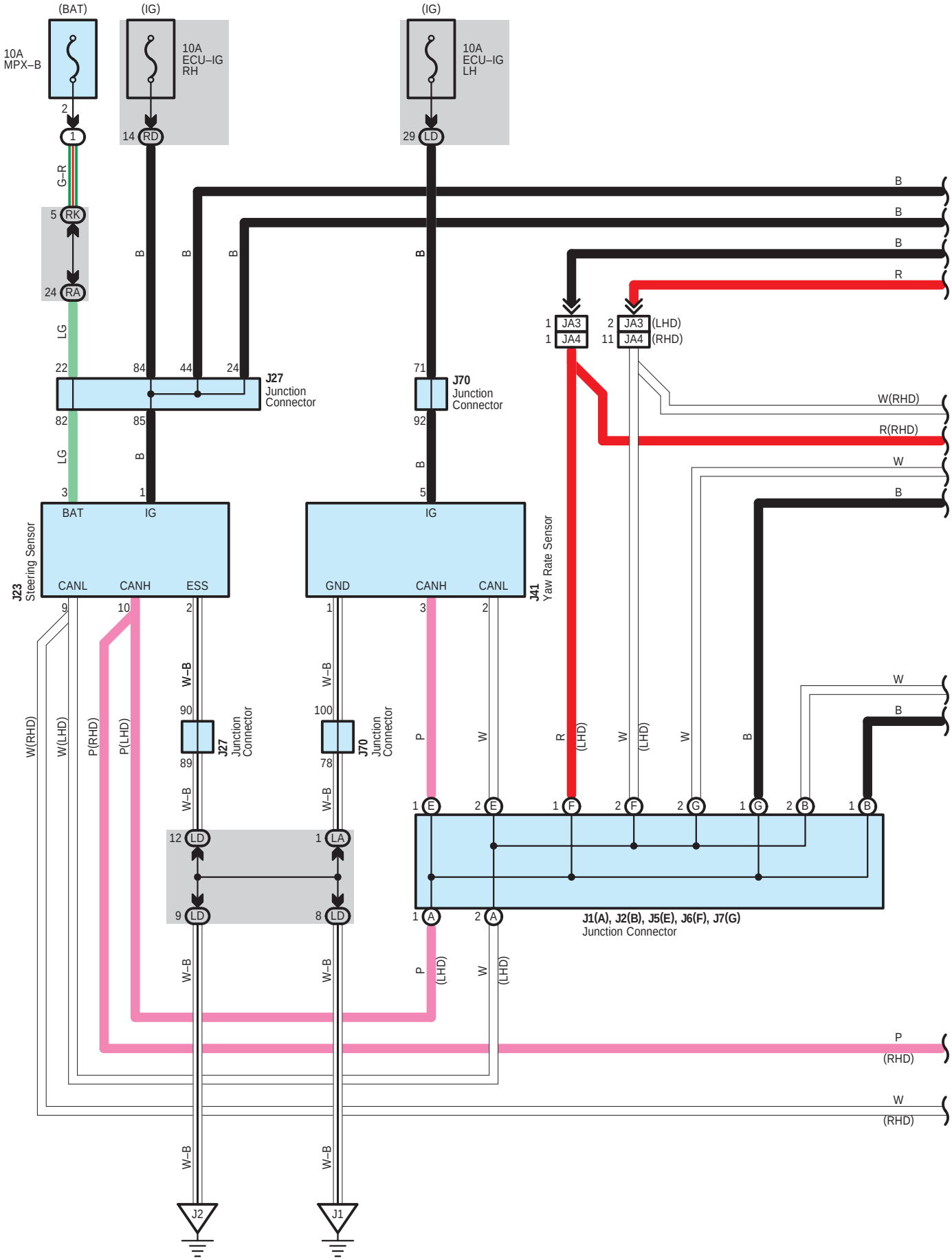
(BAT)
(IG)
(IG)
10A
MPX–B
10A
ECU–IG
RH
10A
ECU–IG
LH
2
1
14 RD
29 LD
G–R
5 RK
24 RA
LG
22
84
44
24
71
J27
Junction
Connector
J70
Junction
Connector
82
85
92
LG
B
B
3
1
5
BAT
IG
IG
J23
Steering Sensor
CANL
CANH
ESS
GND
CANH
CANL
J41
Yaw Rate Sensor
9
10
2
1
3
2
W–B
W–B
90
100
J27
Junction
Connector
J70
Junction
Connector
89
78
W–B
W–B
12 LD
1 LA
9 LD
8 LD
W–B
W–B
1 JA3
1 JA4
2 JA3 (LHD)
11 JA4 (RHD)
B
B
B
R
W(RHD)
R(RHD)
W
B
W
B
W(RHD)
W(LHD)
P(RHD)
P(LHD)
P
W
R (LHD)
W (LHD)
W
B
1 E
2 E
1 F
2 F
2 G
1 G
2 B
1 B
1 A
2 A
J1(A), J2(B), J5(E), J6(F), J7(G)
Junction Connector
P (LHD)
W (LHD)
P
(RHD)
W
(RHD)
W–B
W–B
J2
J1

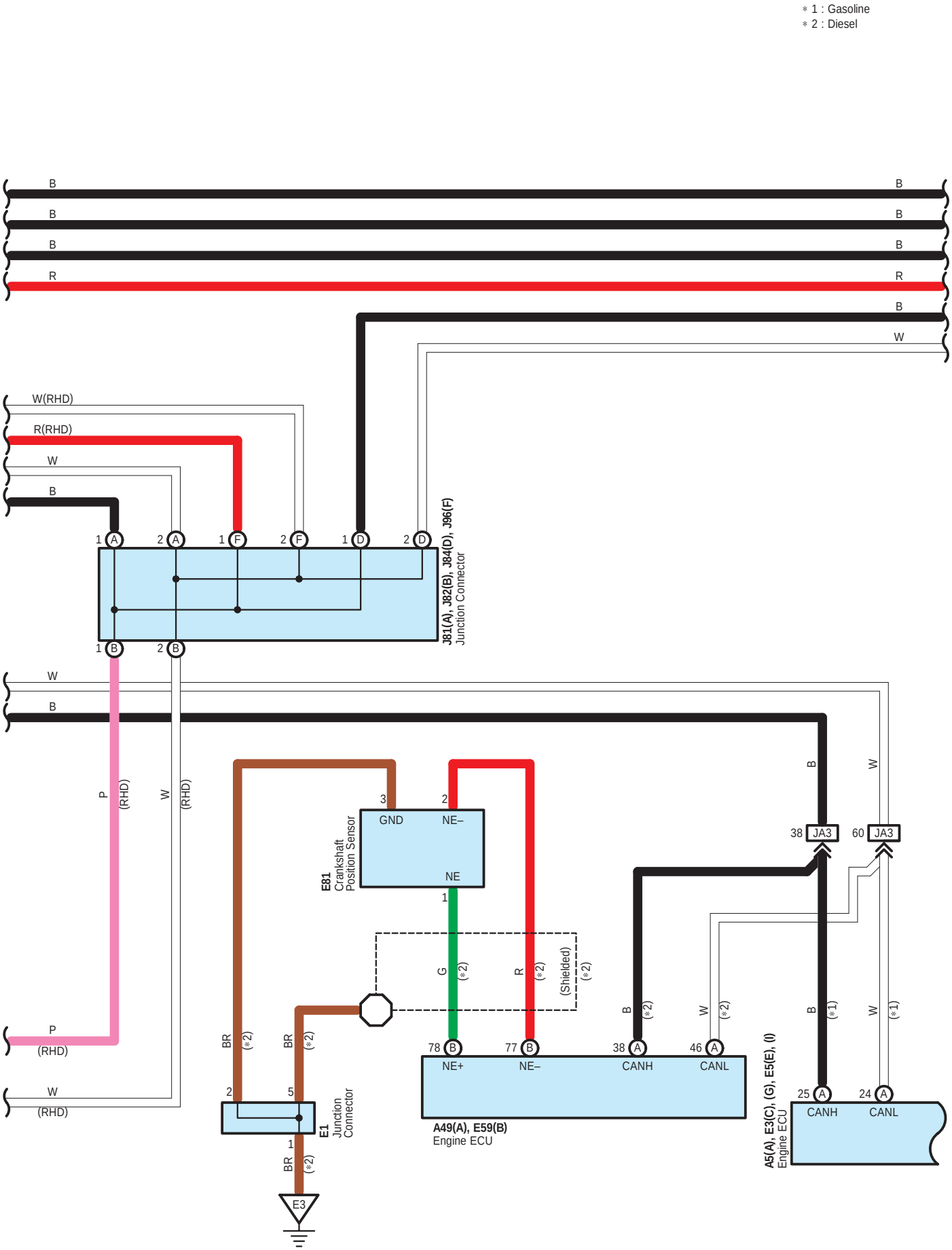
∗1 : Gasoline
∗2 : Diesel
B
R
W
W(RHD)
R(RHD)
P
(RHD)
J81(A), J82(B), J84(D), J96(F)
Junction Connector
E81
Crankshaft
Position Sensor
GND
NE–
NE
G
(∗2)
(Shielded)
BR
E1
Junction
Connector
E3
A49(A), E59(B)
Engine ECU
NE+
CANH
CANL
JA3
A5(A), E3(C), (G), E5(E), (I)
Engine ECU
(∗1)

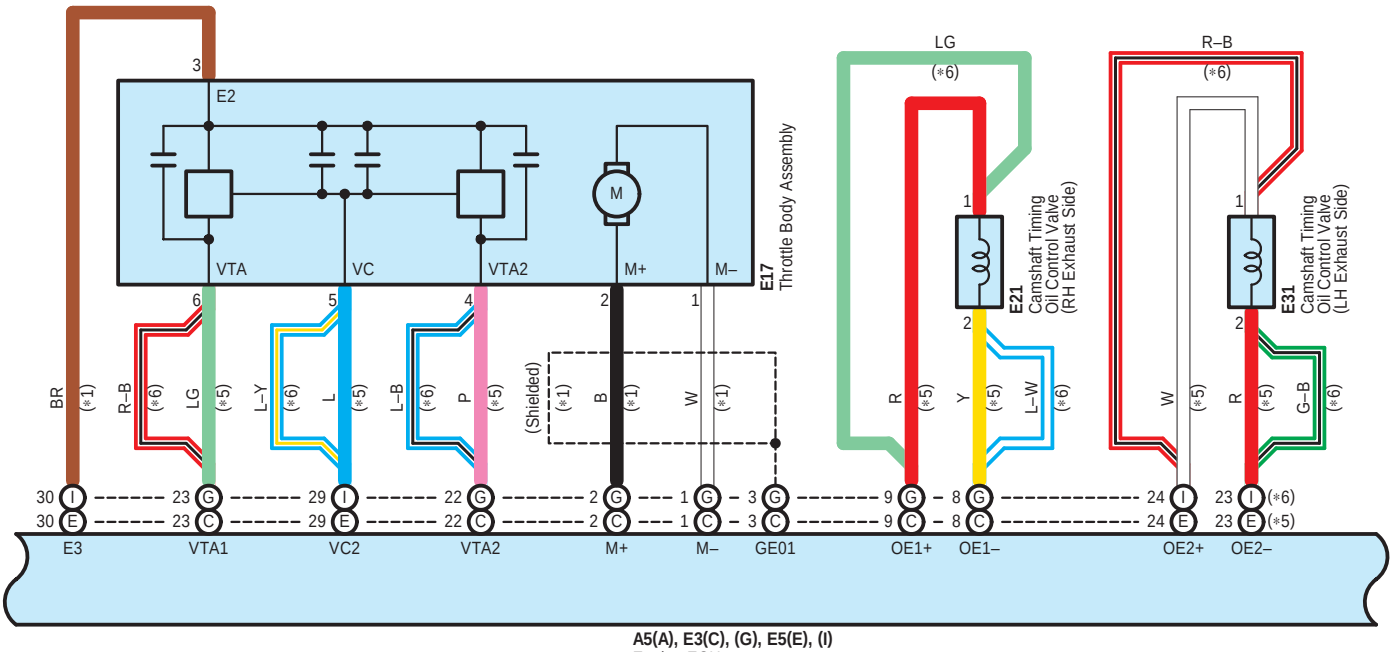

A5(A), E3(C), (G), E5(E), (I)
Engine ECU

∗ 1 : Gasoline
∗ 3 : w/ Adaptive Front–Lighting System
∗ 4 : w/o Adaptive Front–Lighting System
∗ 5 : 4GR–FSE
∗ 6 : 3GR–FE

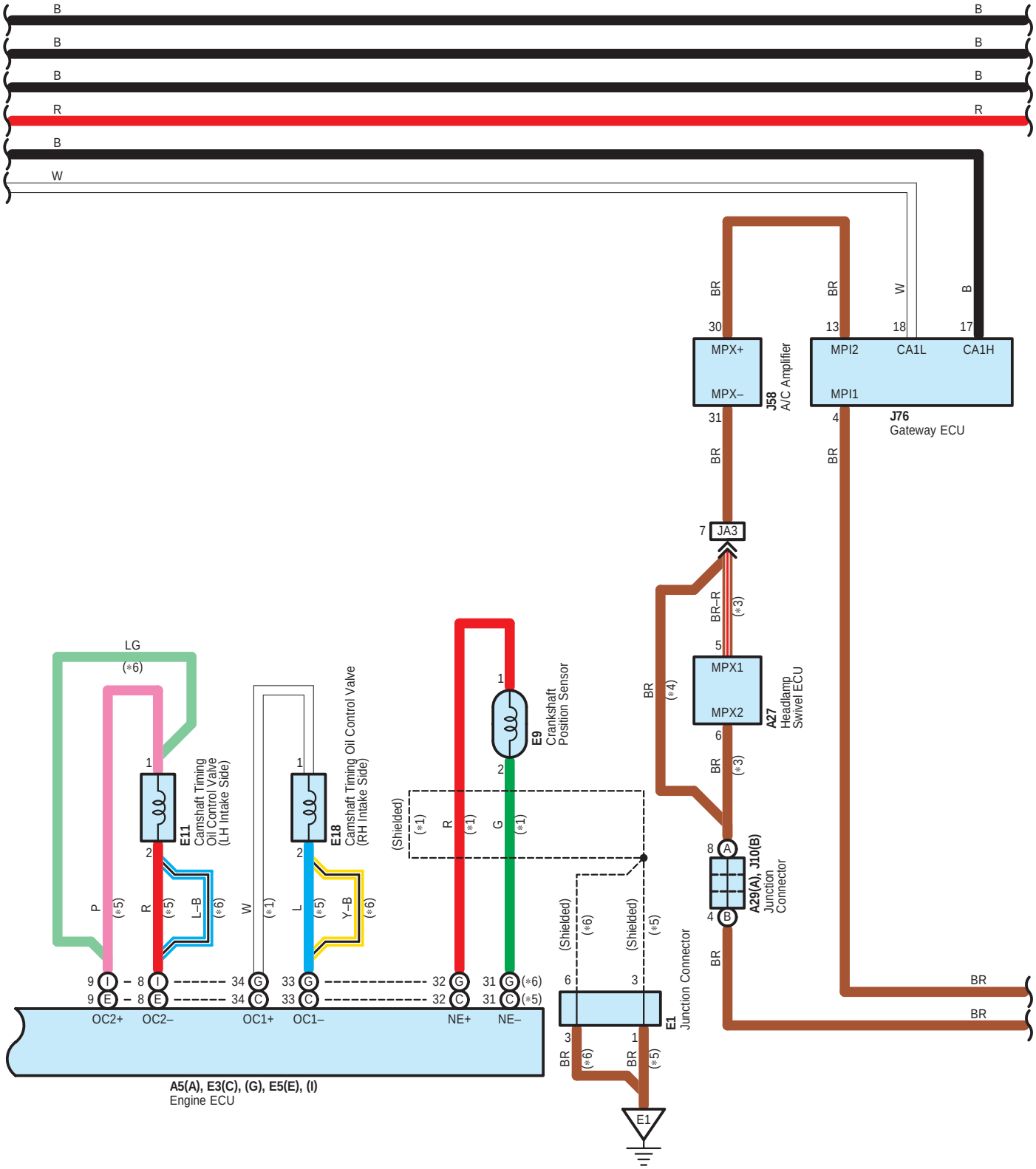

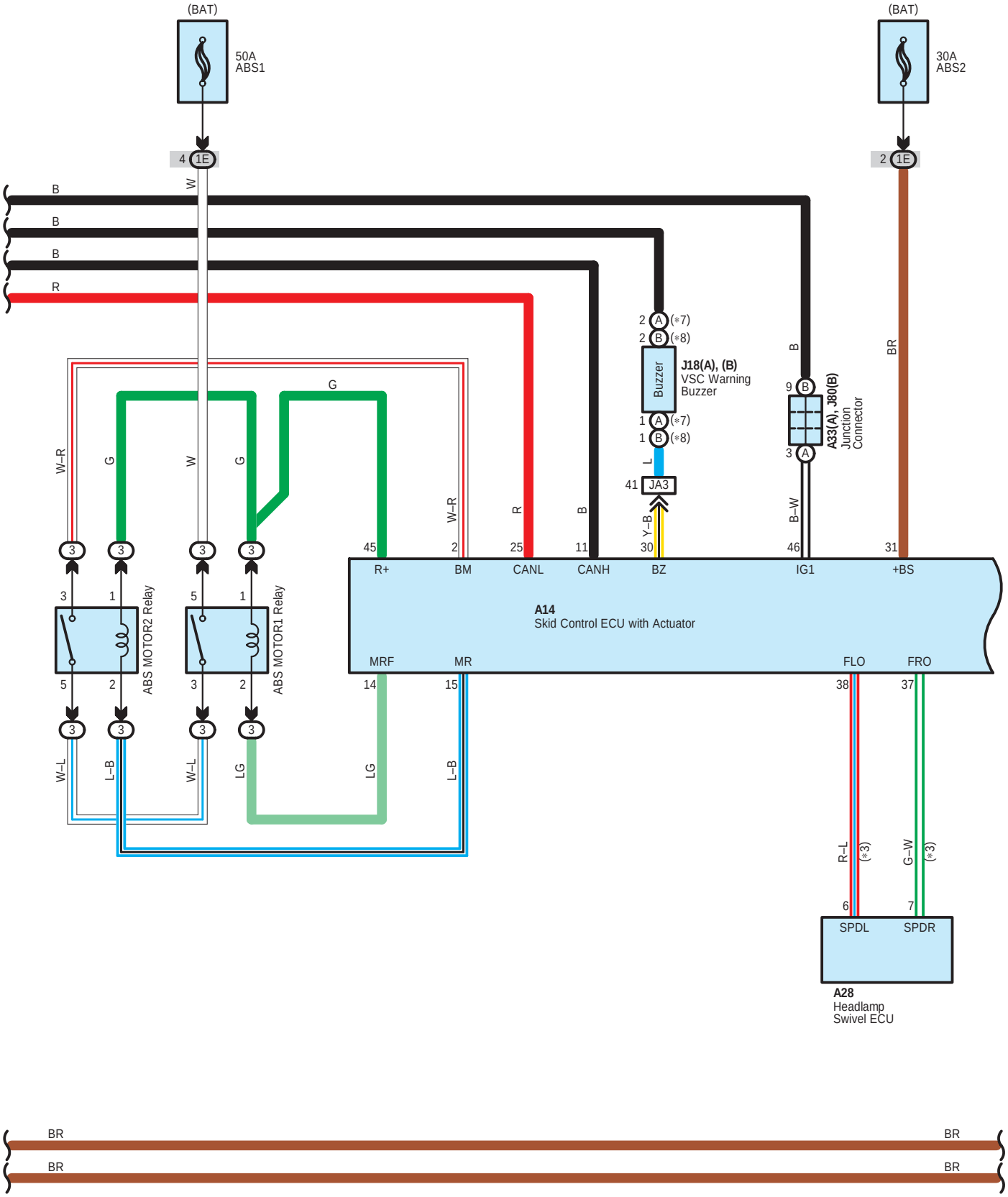
(BAT)
50A
ABS1
(BAT)
30A
ABS2
4 1E
2 1E
B
B
B
R
W
2 A (*7)
2 B (*8)
Buzzer
J18(A), (B)
VSC Warning
Buzzer
1 A (*7)
1 B (*8)
41 JA3
L
Y–B
B
9 B
3 A
A33(A), J80(B)
Junction
Connector
B–W
BR
W–R
G
W
G
G
W–R
R
B
45
2
25
11
30
46
31
R+
BM
CANL
CANH
BZ
IG1
+BS
A14
Skid Control ECU with Actuator
ABS MOTOR2 Relay
ABS MOTOR1 Relay
MRF
MR
FLO
FRO
14
15
38
37
W–L
L–B
W–L
LG
LG
L–B
R–L
(*3)
G–W
(*3)
6
7
SPDL
SPDR
A28
Headlamp
Swivel ECU
BR
BR
BR
BR

* 3 : w/ Adaptive Front–Lighting System
* 7 : Before Aug. 2007 Production
* 8 : From Aug. 2007 Production

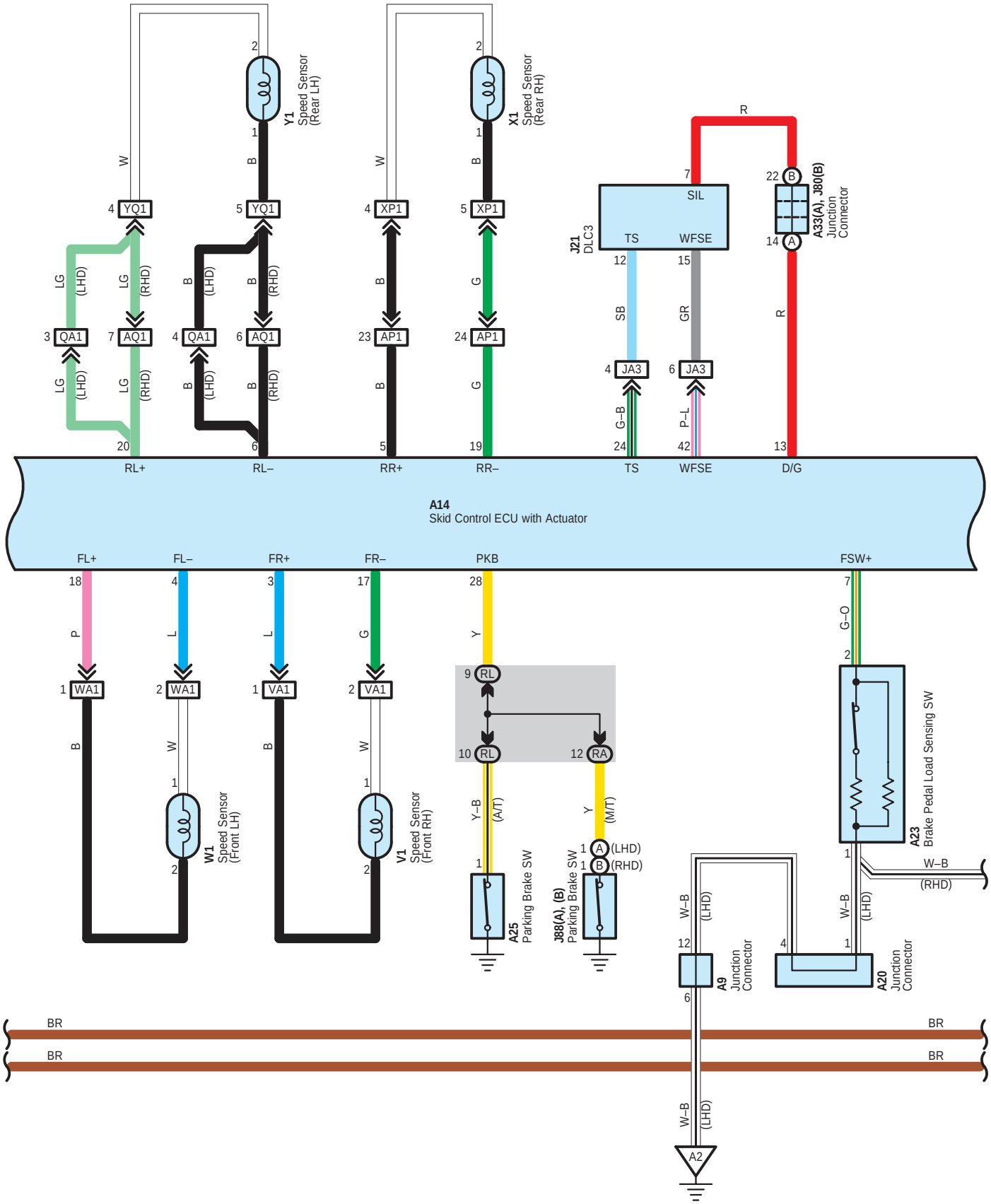

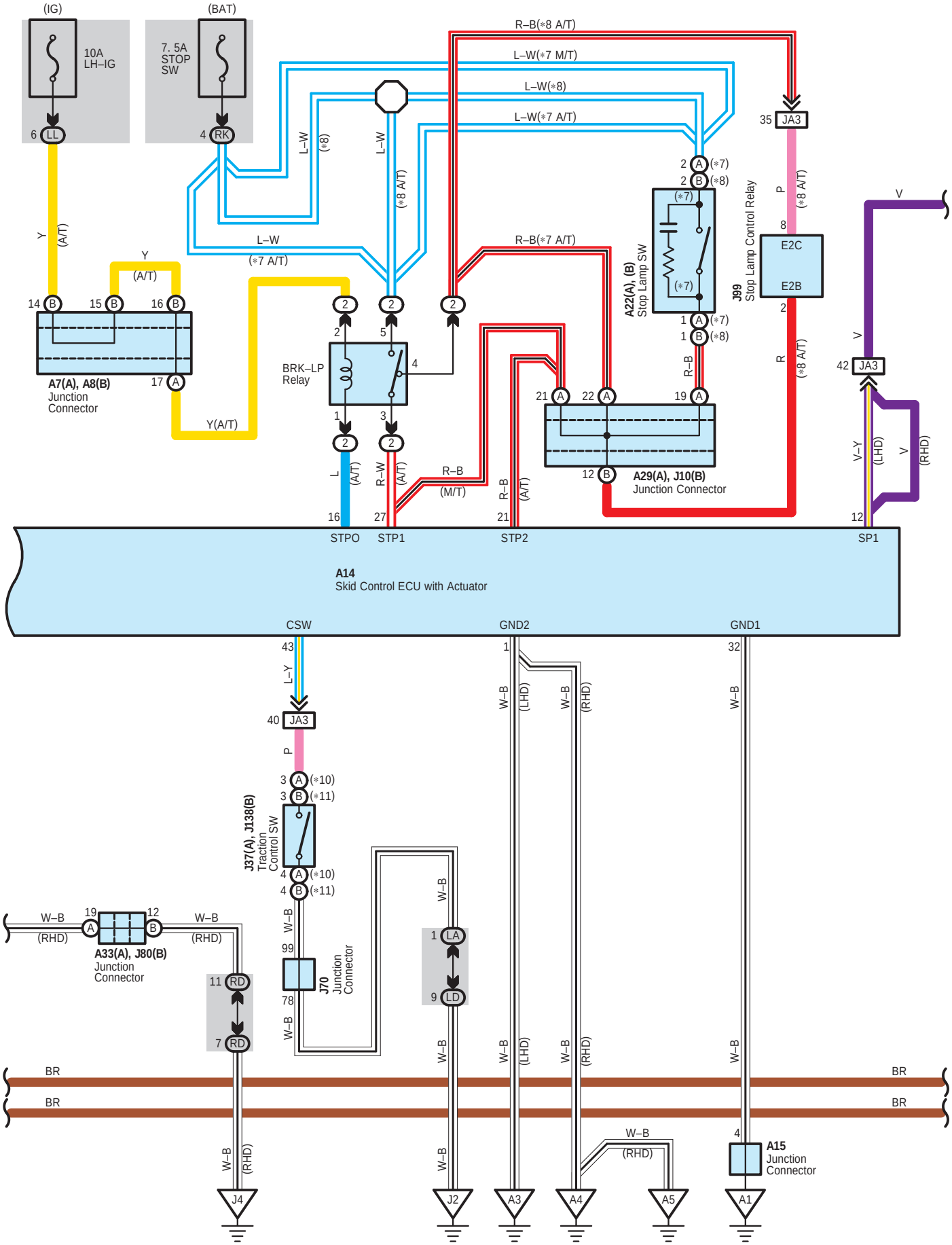
(IG)
10A
LH–IG
6 LL
(BAT)
7. 5A
STOP
SW
4 RK
R–B(*8 A/T)
L–W(*7 M/T)
L–W(*8)
L–W(*7 A/T)
35 JA3
L–W
(*8)
L–W
(*8 A/T)
2 A (*7)
2 B (*8)
(*7)
(*7)
P
(*8 A/T)
8
E2C
E2B
2
J99
Stop Lamp Control Relay
A22(A), (B)
Stop Lamp SW
1 A (*7)
1 B (*8)
R–B
R
(*8 A/T)
V
42 JA3
V
Y
(A/T)
Y
(A/T)
L–W
(*7 A/T)
R–B(*7 A/T)
14 B
15 B
16 B
17 A
A7(A), A8(B)
Junction
Connector
Y(A/T)
BRK–LP
Relay
21 A
22 A
19 A
12 B
A29(A), J10(B)
Junction Connector
V–Y
(LHD)
V
(RHD)
L
(A/T)
R–W
(A/T)
R–B
(M/T)
R–B
(A/T)
16
27
21
12
STPO
STP1
STP2
SP1
A14
Skid Control ECU with Actuator
CSW
GND2
GND1
43
1
32
L–Y
40 JA3
P
W–B
(LHD)
W–B
(RHD)
W–B
3 A (*10)
3 B (*11)
J37(A), J138(B)
Traction
Control SW
4 A (*10)
4 B (*11)
W–B
99
J70
Junction
Connector
78
W–B
W–B
1 LA
9 LD
W–B
(RHD)
19
12
A33(A), J80(B)
Junction
Connector
11 RD
7 RD
BR
BR
W–B
(RHD)
W–B
(RHD)
W–B
(RHD)
4
A15
Junction
Connector
J4
J2
A3
A4
A5
A1

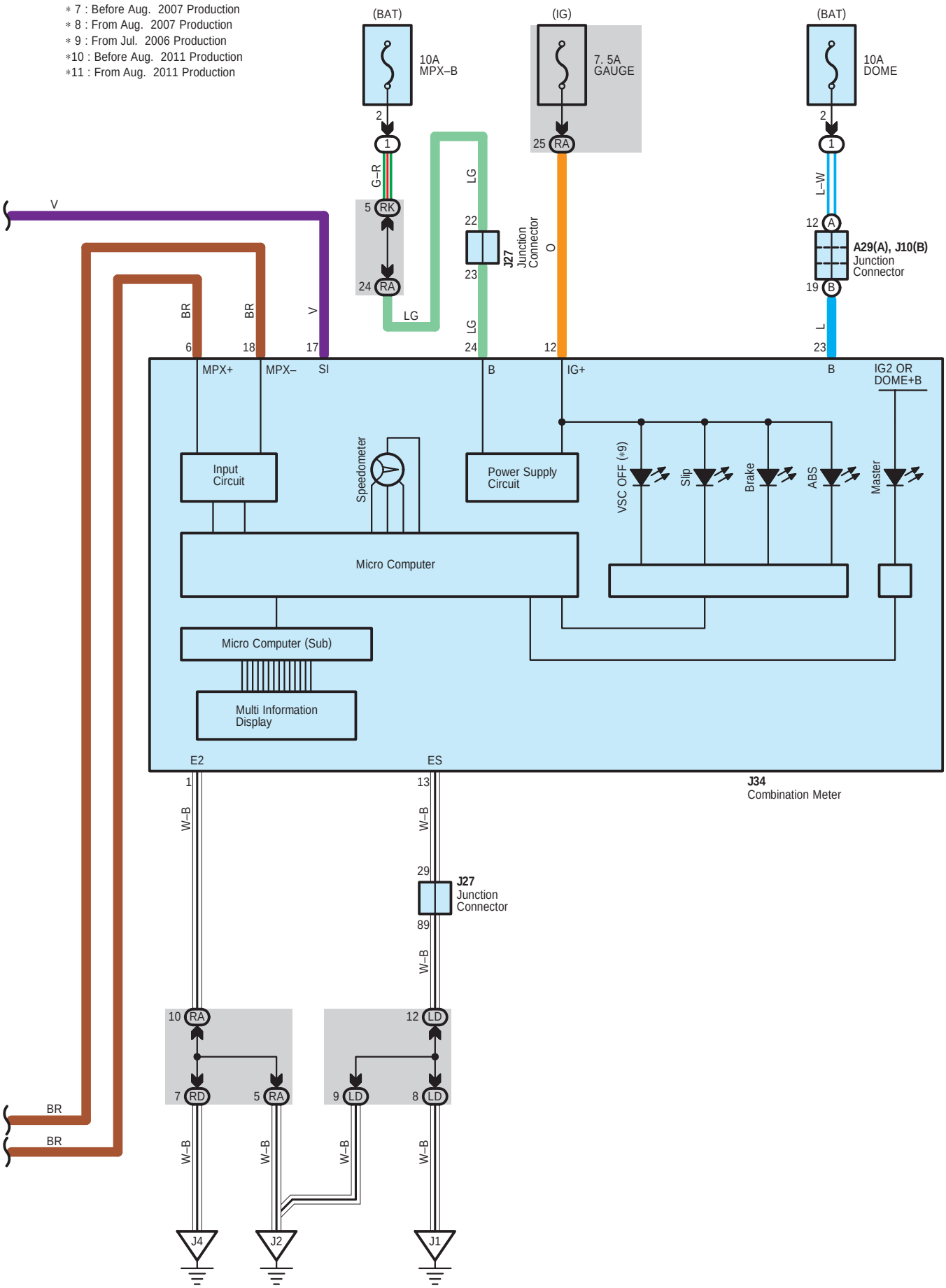

∗ 7 : Before Aug. 2007 Production
∗ 8 : From Aug. 2007 Production
∗ 9 : From Jul. 2006 Production
∗10 : Before Aug. 2011 Production
∗11 : From Aug. 2011 Production
(BAT)
10A
MPX–B
(IG)
7. 5A
GAUGE
(BAT)
10A
DOME
G–R
LG
L–W
J27
Junction
Connector
A29(A), J10(B)
Junction
Connector
V
BR
MPX+
MPX–
SI
B
IG+
IG2 OR
DOME+B
Input
Circuit
Speedometer
Power Supply
Circuit
VSC OFF (∗9)
Slip
Brake
ABS
Master
Micro Computer
Micro Computer (Sub)
Multi Information
Display
E2
ES
J34
Combination Meter
W–B
J27
Junction
Connector
J4
J2
J1

A 5
White

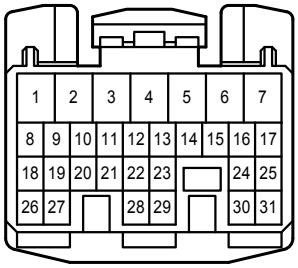

A 7
Blue

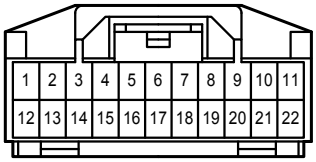

(3GR-FE, 2GR-FSE, 4GR-FSE)

A 7
White

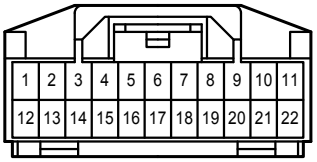

(2AD-FHV, 2AD-FTV)

A 8
Blue

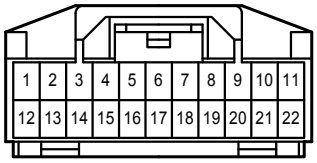

(3GR-FE, 2GR-FSE, 4GR-FSE)

A 8
White

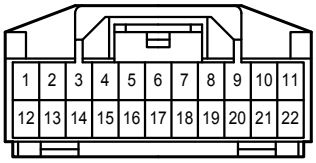

(2AD-FHV, 2AD-FTV)

A 9
White

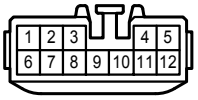

A 14
Black

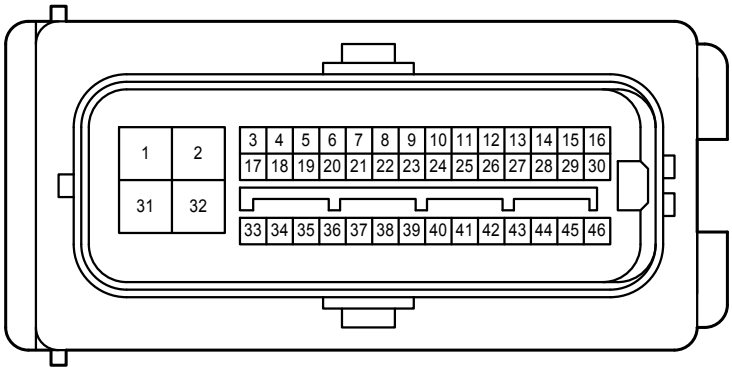

A 15
White

A 20
Black

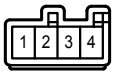

A 22
White



(Before Aug. 2007 Production)

A 22
Green

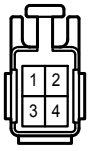

(From Aug. 2007 Production)

A 23
Blue



A 25
Black

A 27
White

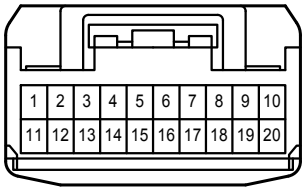

A 28
White

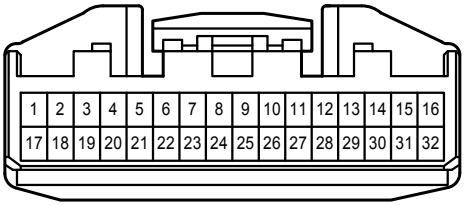

A 29
Blue

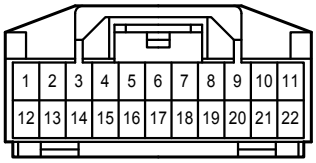

A 33
Blue

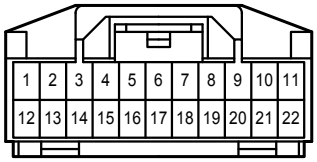

A 49
Black

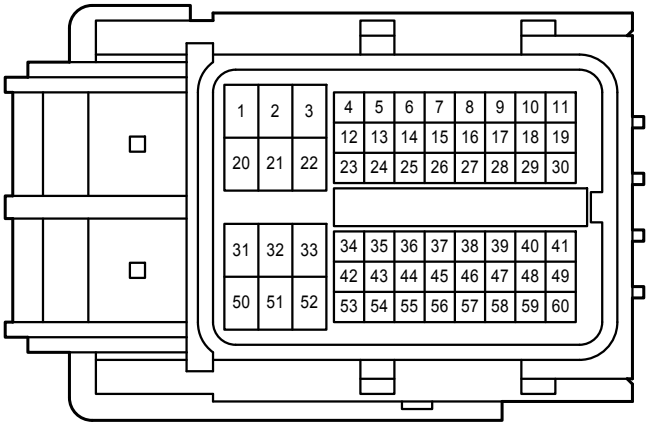

E 1
Gray

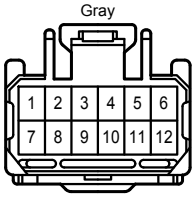

E 3
White

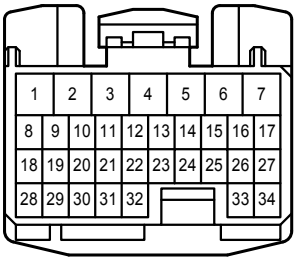

(4GR-FSE)

E 3
White

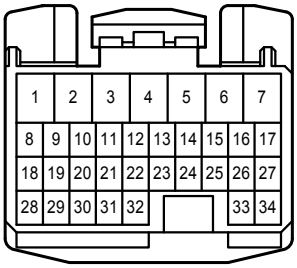

(2GR-FSE, 3GR-FE)

E 5
White

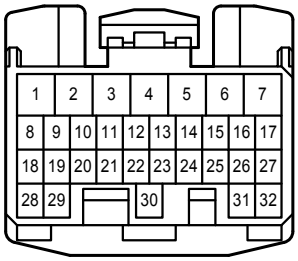

(4GR-FSE)

E 5
White

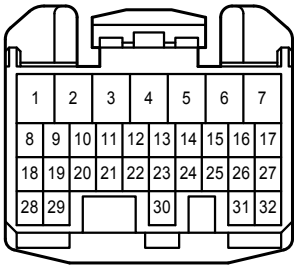

(2GR-FSE, 3GR-FE)

E 9
Black



E 11
Black

E 17
Black

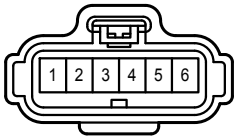

E 18
Black

E 21
Black

E 31
Black

E 59
Black

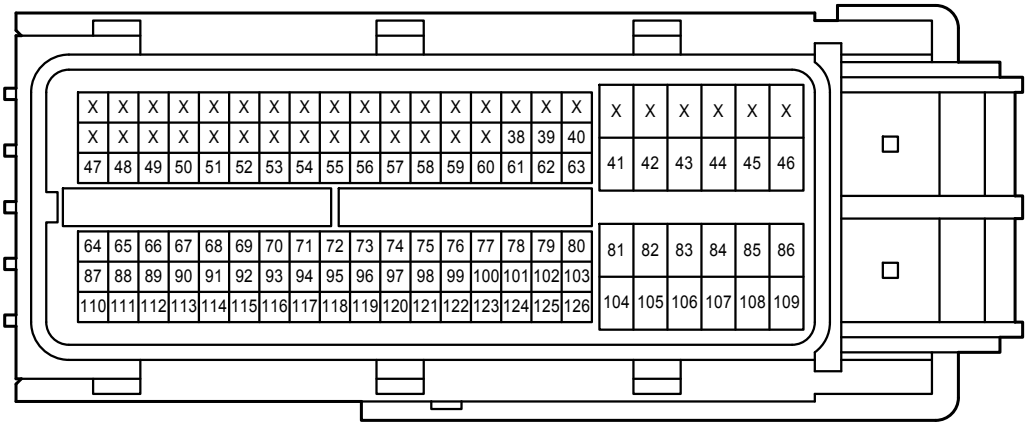

E 81
Dark Gray

J 1
White

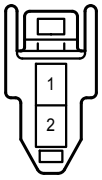

J 2
White

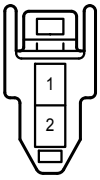

J 5
White

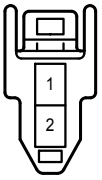

J 6
White

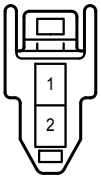

J 7
White

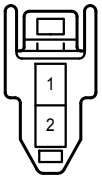

J 10
Blue

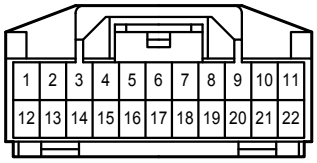

J 18
Black



(Before Aug. 2007 Production)

J 18
Blue



(From Aug. 2007 Production)

J 21
White

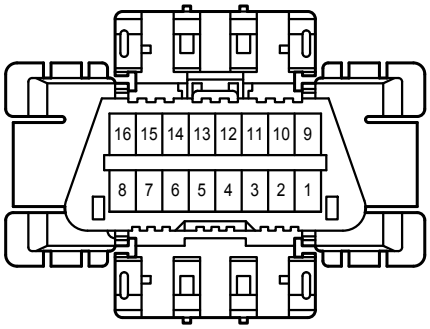

J 23
Gray

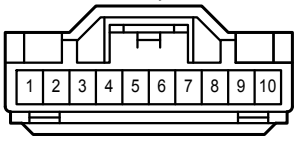

J 27
White

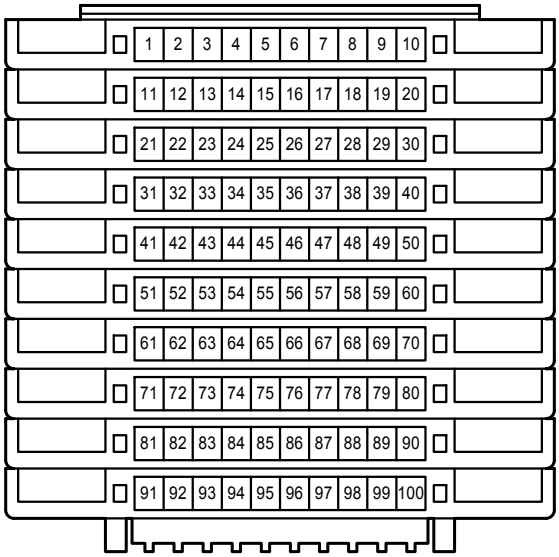

J 34
Black

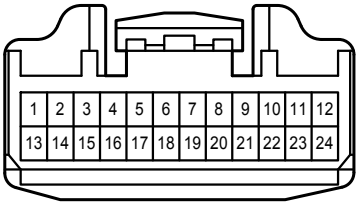

J 37
White

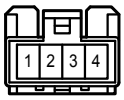

(Before Jul. 2006 Production)

J 37
Black

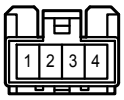

(From Jul. 2006 Production)

J 41
Black



J 58
White

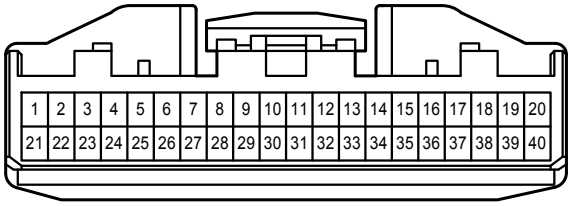

J 70
White

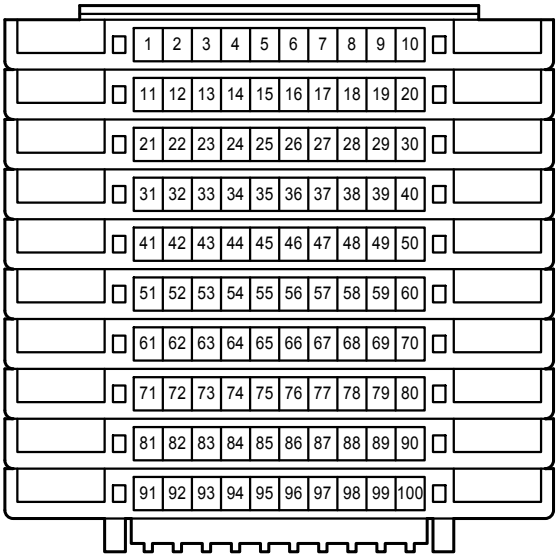

J 76
White

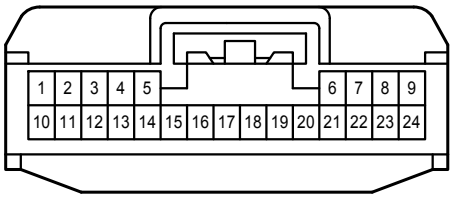

J 80
Blue

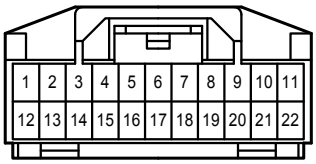

J 81
White

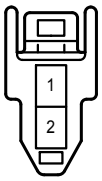

J 82
White

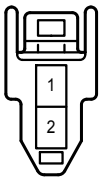

J 84
White

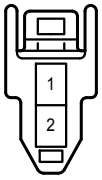

J 88
Brown

(LHD)

J 88
Black

(RHD)

J 96
White

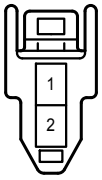

J 99
Black

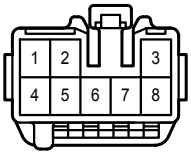

J138
Black

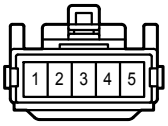

V 1
Gray

W 1
Gray

X 1
Black

Y 1
Black

1E
White



LA
White

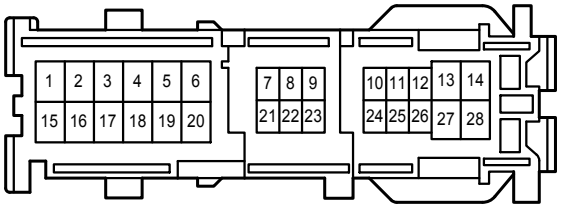

LD
White

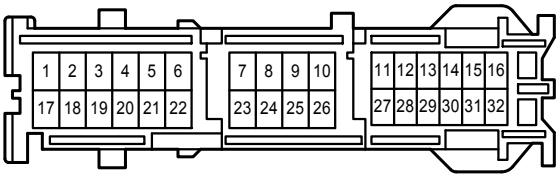

LL
Gray

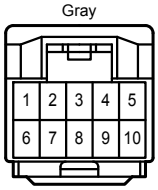

RA
White

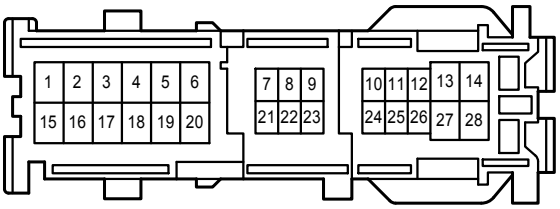

RD
White

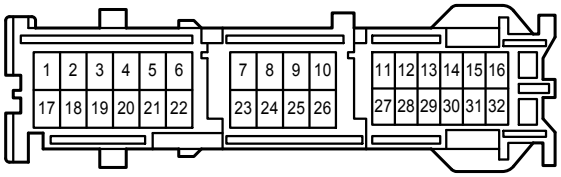

RK
Gray



RL
Gray

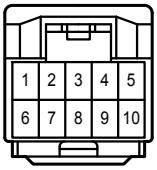

AP1
White

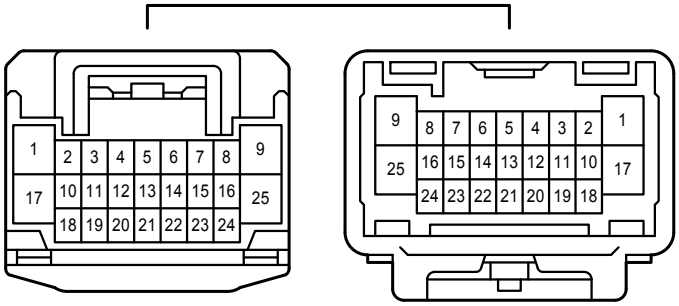

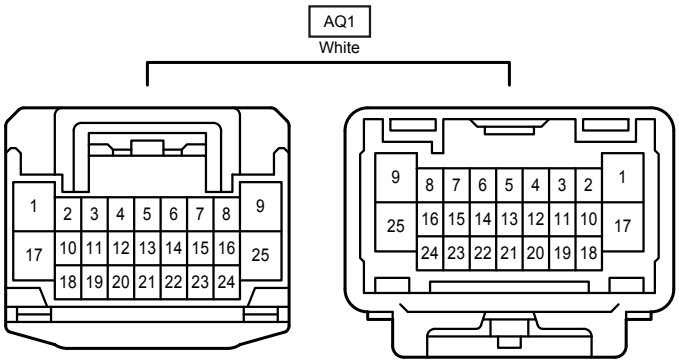
AQ1
White

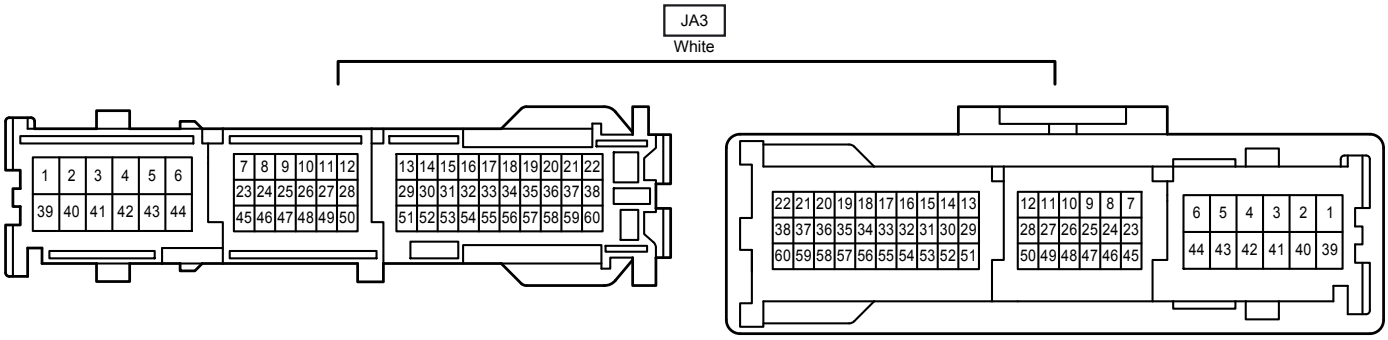
JA3
White

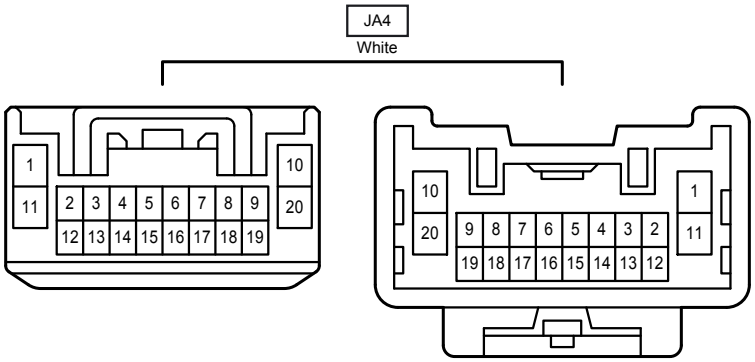
JA4
White

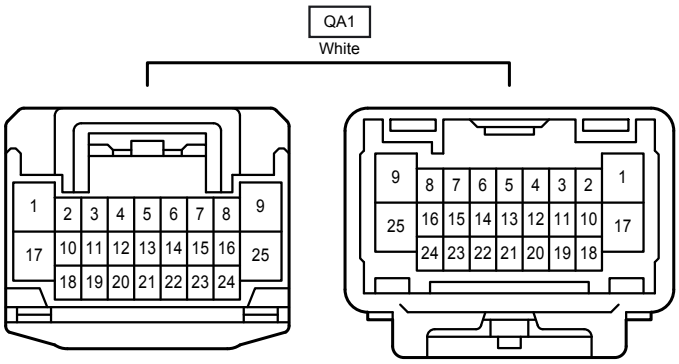
QA1
White

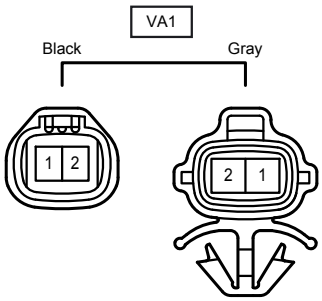
VA1
Black
Gray

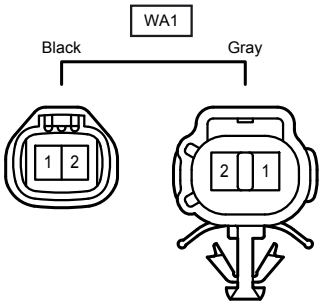
WA1
Black
Gray

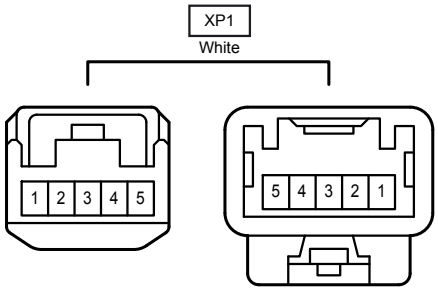
XP1
White

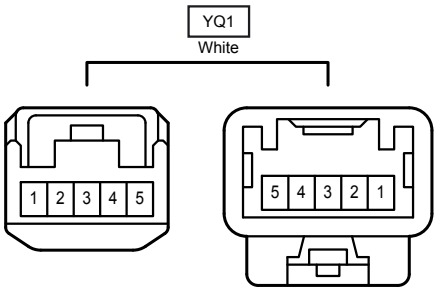
YQ1
White
1
2
3
4
5
5
4
3
2
1