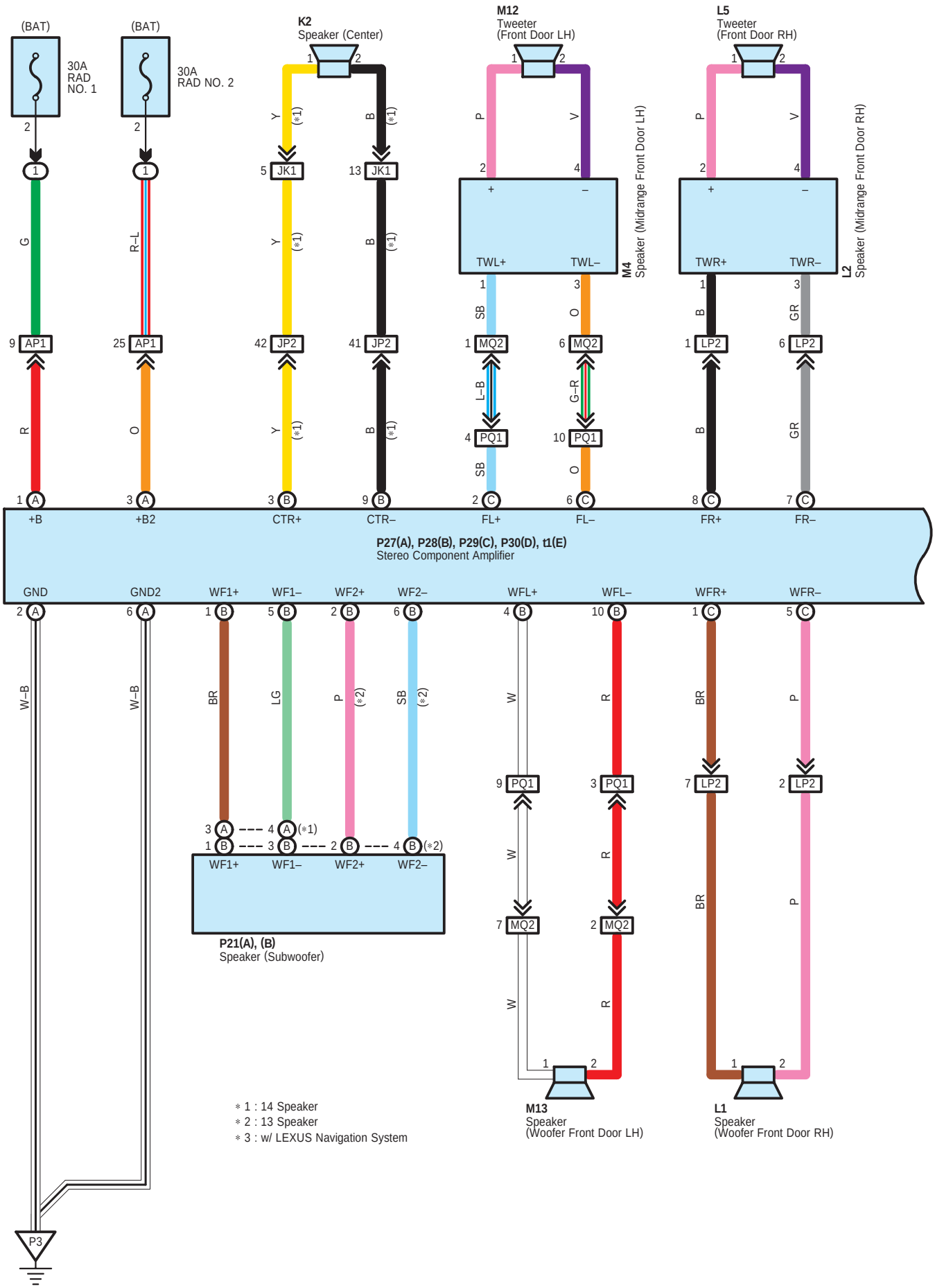
(BAT)
30A
RAD
NO. 1
(BAT)
30A
RAD NO. 2
K2
Speaker (Center)
M12
Tweeter
(Front Door LH)
L5
Tweeter
(Front Door RH)
M4
Speaker (Midrange Front Door LH)
L2
Speaker (Midrange Front Door RH)
AP1
JK1
JP2
MQ2
PQ1
LP2
+B
+B2
CTR+
CTR–
FL+
FL–
FR+
FR–
P27(A), P28(B), P29(C), P30(D), t1(E)
Stereo Component Amplifier
GND
GND2
WF1+
WF1–
WF2+
WF2–
WFL+
WFL–
WFR+
WFR–
P21(A), (B)
Speaker (Subwoofer)
M13
Speaker
(Woofer Front Door LH)
L1
Speaker
(Woofer Front Door RH)
P3
∗1 : 14 Speaker
∗2 : 13 Speaker
∗3 : w/ LEXUS Navigation System

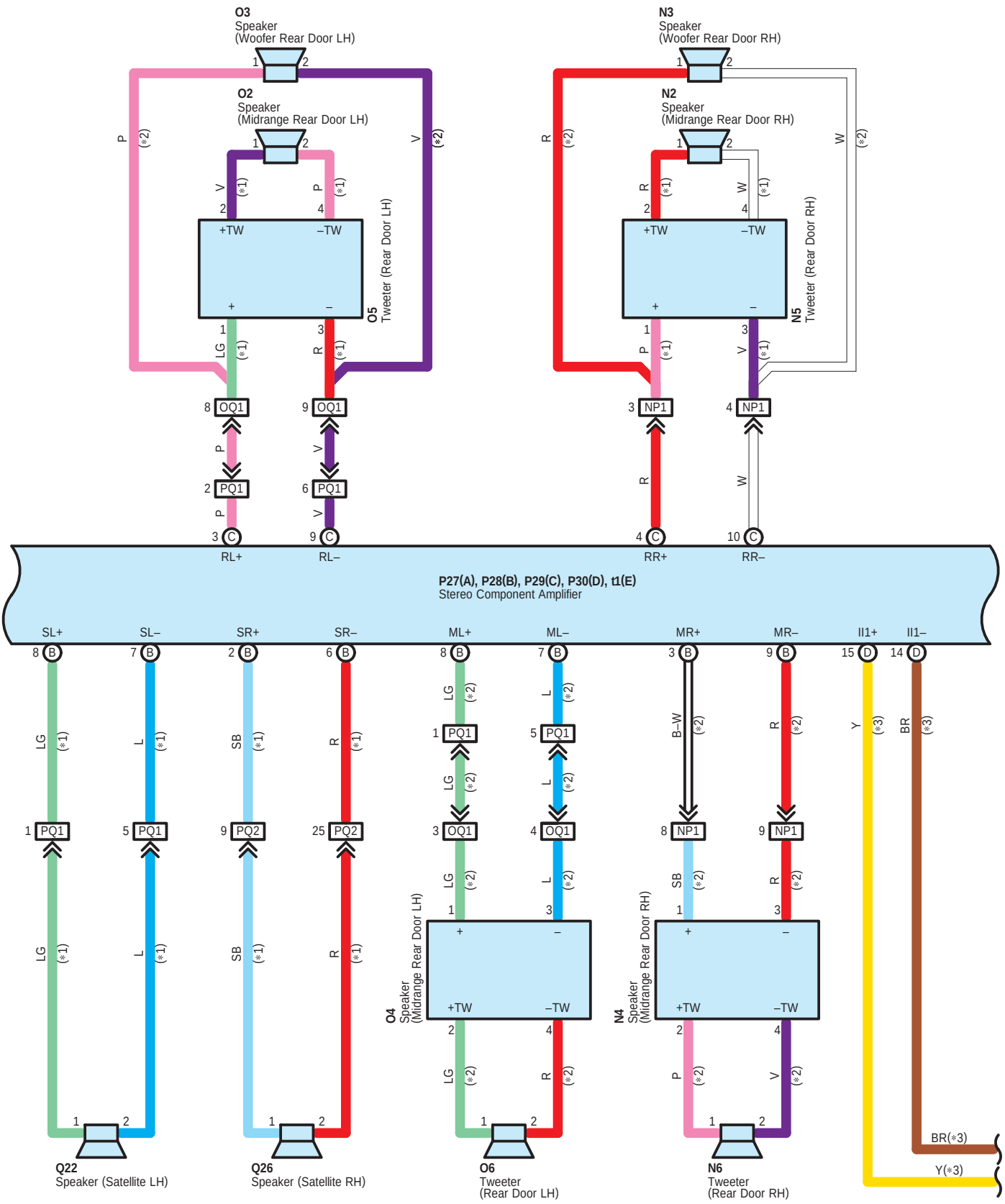
O3
Speaker
(Woofer Rear Door LH)
O2
Speaker
(Midrange Rear Door LH)
O5
Tweeter (Rear Door LH)
N3
Speaker
(Woofer Rear Door RH)
N2
Speaker
(Midrange Rear Door RH)
N5
Tweeter (Rear Door RH)
+TW
–TW
OQ1
PQ1
NP1
RL+
RL–
RR+
RR–
P27(A), P28(B), P29(C), P30(D), t1(E)
Stereo Component Amplifier
SL+
SL–
SR+
SR–
ML+
ML–
MR+
MR–
II1+
II1–
PQ2
Q22
Speaker (Satellite LH)
Q26
Speaker (Satellite RH)
O4
Speaker
(Midrange Rear Door LH)
O6
Tweeter
(Rear Door LH)
N4
Speaker
(Midrange Rear Door RH)
N6
Tweeter
(Rear Door RH)
BR(*3)
Y(*3)

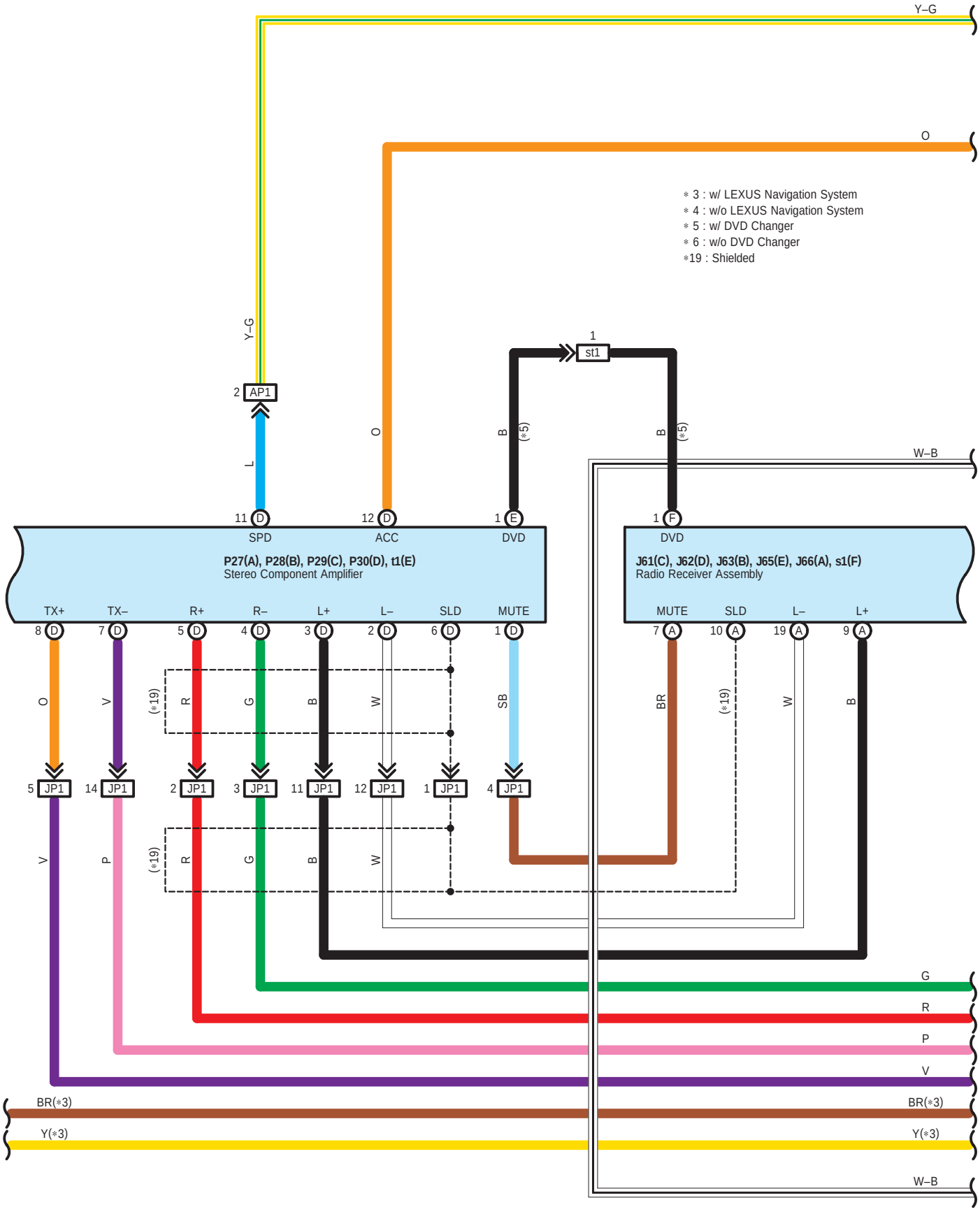
Y–G
O
∗ 3 : w/ LEXUS Navigation System
∗ 4 : w/o LEXUS Navigation System
∗ 5 : w/ DVD Changer
∗ 6 : w/o DVD Changer
∗19 : Shielded
1 st1
2 AP1
L
O
B (∗5)
B (∗5)
W–B
11 D SPD
12 D ACC
1 E DVD
1 F DVD
P27(A), P28(B), P29(C), P30(D), t1(E)
Stereo Component Amplifier
J61(C), J62(D), J63(B), J65(E), J66(A), s1(F)
Radio Receiver Assembly
TX+ TX– R+ R– L+ L– SLD MUTE
MUTE SLD L– L+
8 D 7 D 5 D 4 D 3 D 2 D 6 D 1 D
7 A 10 A 19 A 9 A
O V (∗19) R G B W SB
BR (∗19) W B
5 JP1 14 JP1 2 JP1 3 JP1 11 JP1 12 JP1 1 JP1 4 JP1
V P (∗19) R G B W
G
R
P
V
BR(∗3)
Y(∗3)
BR(∗3)
Y(∗3)
W–B

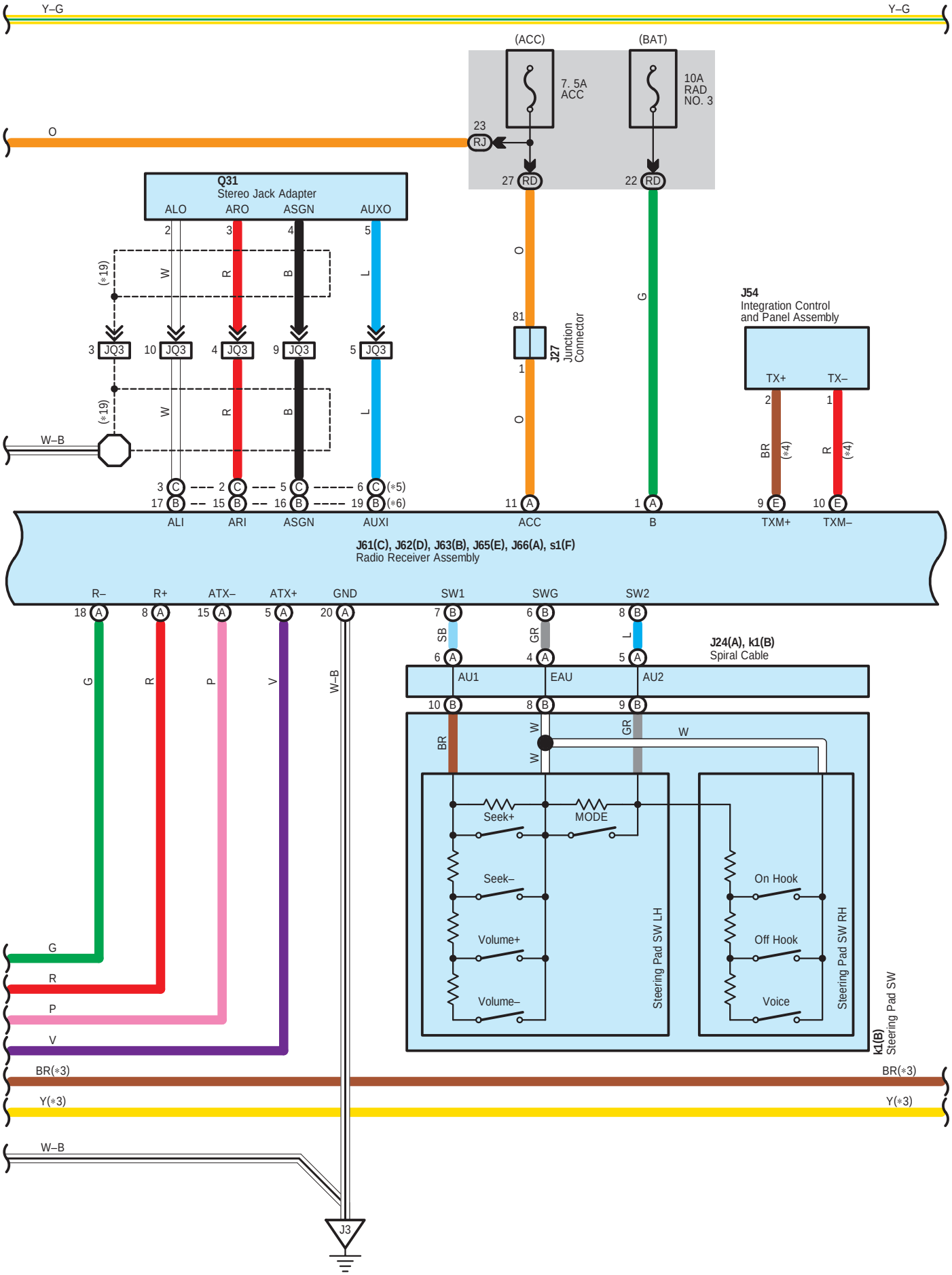
Y–G
Y–G
(ACC)
(BAT)
7. 5A
ACC
10A
RAD
NO. 3
23
RJ
O
27 RD
22 RD
Q31
Stereo Jack Adapter
ALO
ARO
ASGN
AUXO
2
3
4
5
(*19)
W
R
B
L
3 JQ3
10 JQ3
4 JQ3
9 JQ3
5 JQ3
O
G
81
J27
Junction
Connector
1
J54
Integration Control
and Panel Assembly
TX+
TX–
2
1
BR
R
(*4)
W–B
3 C
17 B
2 C
15 B
5 C
16 B
6 C (*5)
19 B (*6)
11 A
1 A
9 E
10 E
ALI
ARI
ASGN
AUXI
ACC
B
TXM+
TXM–
J61(C), J62(D), J63(B), J65(E), J66(A), s1(F)
Radio Receiver Assembly
R–
R+
ATX–
ATX+
GND
SW1
SWG
SW2
18 A
8 A
15 A
5 A
20 A
7 B
6 B
8 B
SB
GR
L
6 A
4 A
5 A
J24(A), k1(B)
Spiral Cable
AU1
EAU
AU2
10 B
8 B
9 B
BR
W
GR
W
Seek+
MODE
Seek–
Volume+
Volume–
Steering Pad SW LH
On Hook
Off Hook
Voice
Steering Pad SW RH
k1(B)
Steering Pad SW
G
R
P
V
W–B
BR(*3)
Y(*3)
J3

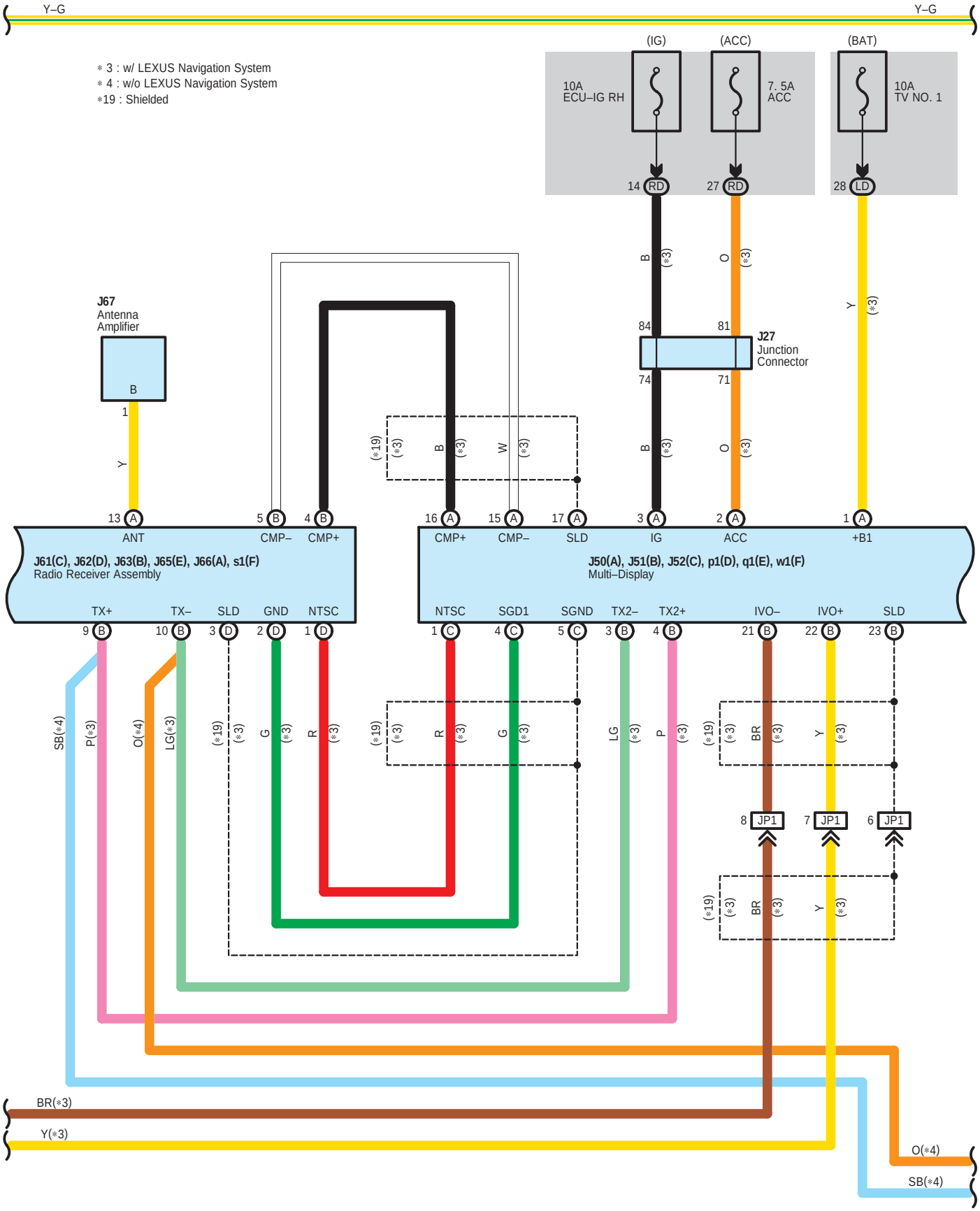
Y–G
Y–G
∗ 3 : w/ LEXUS Navigation System
∗ 4 : w/o LEXUS Navigation System
∗19 : Shielded
(IG)
(ACC)
(BAT)
10A
ECU–IG RH
7. 5A
ACC
10A
TV NO. 1
14 RD
27 RD
28 LD
J67
Antenna
Amplifier
B
1
Y
84
81
J27
Junction
Connector
74
71
13 A
ANT
5 B
CMP–
4 B
CMP+
16 A
CMP+
15 A
CMP–
17 A
SLD
3 A
IG
2 A
ACC
1 A
+B1
J61(C), J62(D), J63(B), J65(E), J66(A), s1(F)
Radio Receiver Assembly
J50(A), J51(B), J52(C), p1(D), q1(E), w1(F)
Multi–Display
TX+
TX–
SLD
GND
NTSC
NTSC
SGD1
SGND
TX2–
TX2+
IVO–
IVO+
SLD
9 B
10 B
3 D
2 D
1 D
1 C
4 C
5 C
3 B
4 B
21 B
22 B
23 B
8 JP1
7 JP1
6 JP1
BR(∗3)
Y(∗3)
O(∗4)
SB(∗4)

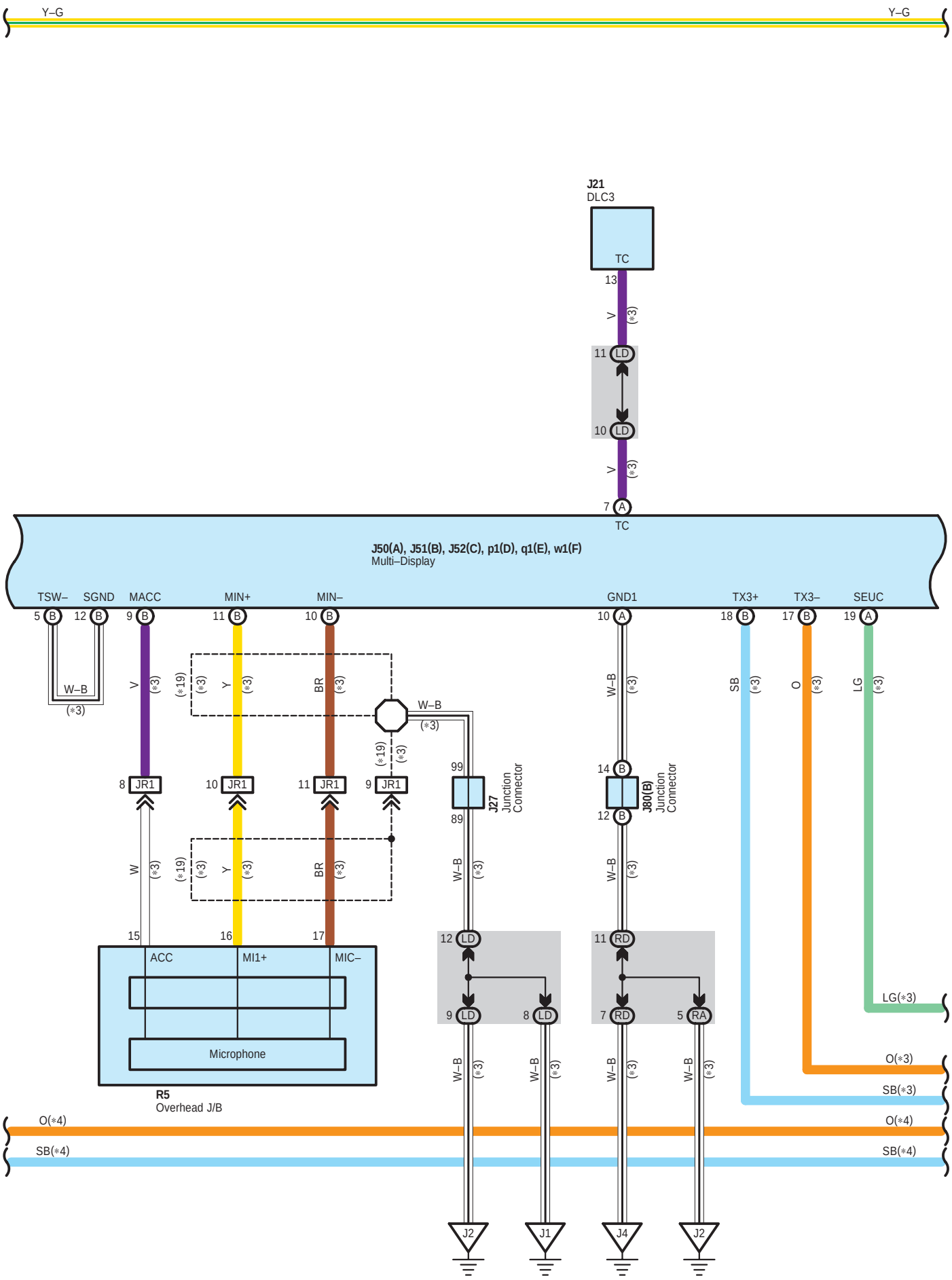
Y–G
Y–G
J21
DLC3
TC
13
V
(*3)
11 LD
10 LD
V
(*3)
7 A
TC
J50(A), J51(B), J52(C), p1(D), q1(E), w1(F)
Multi–Display
TSW–
SGND
MACC
MIN+
MIN–
GND1
TX3+
TX3–
SEUC
5 B
12 B
9 B
11 B
10 B
10 A
18 B
17 B
19 A
W–B
(*3)
V
(*3)
(*19)
(*3)
Y
(*3)
BR
(*3)
W–B
(*3)
W–B
(*3)
SB
(*3)
O
(*3)
LG
(*3)
(*19)
(*3)
8 JR1
10 JR1
11 JR1
9 JR1
99
89
J27
Junction
Connector
14 B
12 B
J80(B)
Junction
Connector
W
(*3)
(*19)
(*3)
Y
(*3)
BR
(*3)
W–B
(*3)
W–B
(*3)
15
16
17
12 LD
9 LD
8 LD
11 RD
7 RD
5 RA
ACC
MI1+
MIC–
Microphone
R5
Overhead J/B
W–B
(*3)
W–B
(*3)
W–B
(*3)
W–B
(*3)
LG(*3)
O(*3)
SB(*3)
O(*4)
SB(*4)
O(*4)
SB(*4)
J2
J1
J4
J2

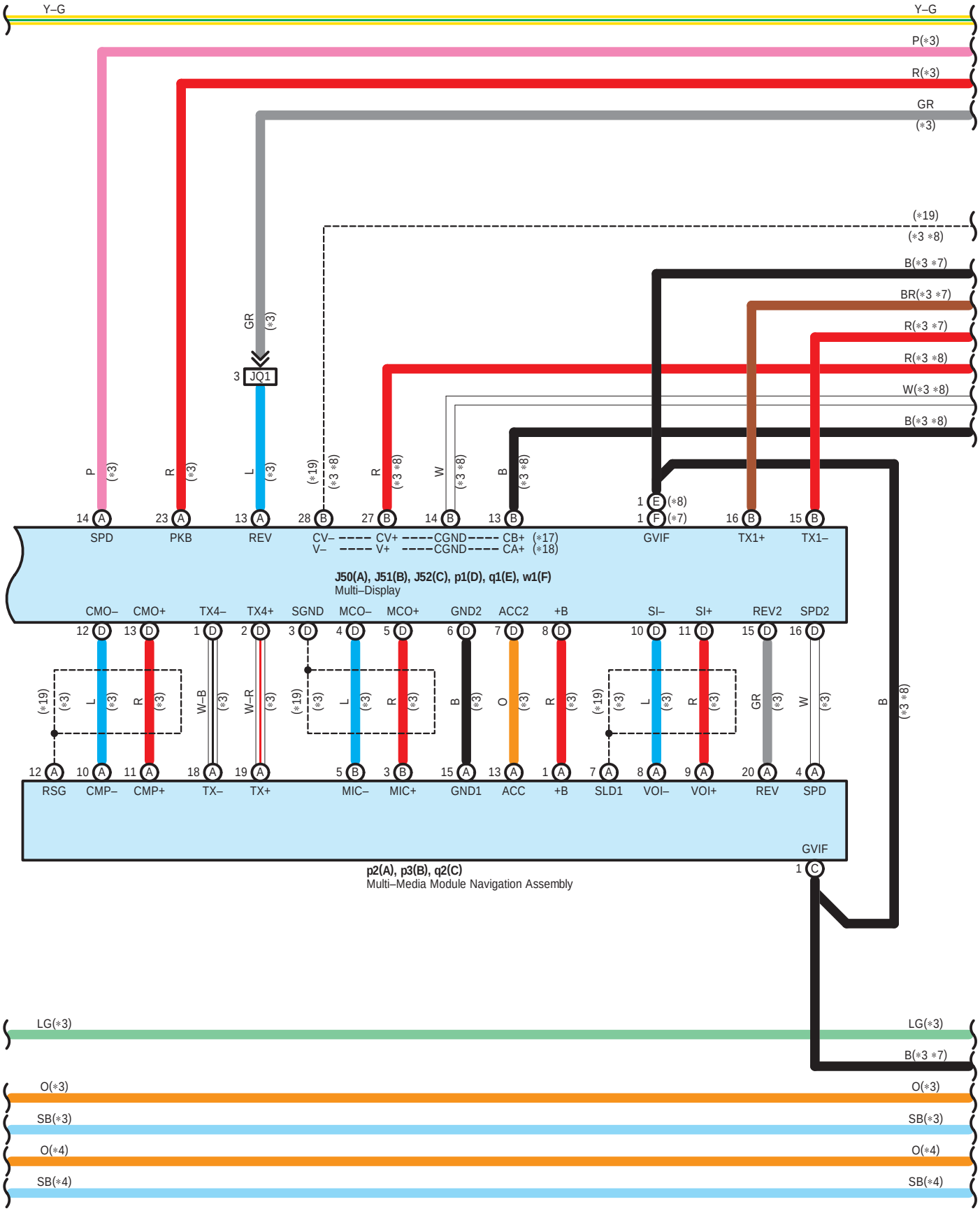
Y–G
Y–G
P(*3)
R(*3)
GR
(*3)
(*19)
(*3 *8)
B(*3 *7)
BR(*3 *7)
R(*3 *7)
R(*3 *8)
W(*3 *8)
B(*3 *8)
GR (*3)
3 JQ1
P (*3)
R (*3)
L (*3)
(*19) (*3 *8)
R (*3 *8)
W (*3 *8)
B (*3 *8)
1 E (*8)
1 F (*7)
14 A SPD
23 A PKB
13 A REV
28 B CV– ---- CV+ ----CGND---- CB+ (*17)
V– ---- V+ ----CGND---- CA+ (*18)
27 B
14 B
13 B
GVIF
16 B TX1+
15 B TX1–
J50(A), J51(B), J52(C), p1(D), q1(E), w1(F)
Multi–Display
CMO– CMO+ TX4– TX4+ SGND MCO– MCO+ GND2 ACC2 +B SI– SI+ REV2 SPD2
12 D 13 D 1 D 2 D 3 D 4 D 5 D 6 D 7 D 8 D 10 D 11 D 15 D 16 D
(*19) (*3) L (*3) R (*3) W–B (*3) W–R (*3) (*19) (*3) L (*3) R (*3) B (*3) O (*3) R (*3) (*19) (*3) L (*3) R (*3) GR (*3) W (*3) B (*3 *8)
12 A RSG
10 A CMP–
11 A CMP+
18 A TX–
19 A TX+
5 B MIC–
3 B MIC+
15 A GND1
13 A ACC
1 A +B
7 A SLD1
8 A VOI–
9 A VOI+
20 A REV
4 A SPD
GVIF
1 C
p2(A), p3(B), q2(C)
Multi–Media Module Navigation Assembly
LG(*3)
LG(*3)
B(*3 *7)
O(*3)
O(*3)
SB(*3)
SB(*3)
O(*4)
O(*4)
SB(*4)
SB(*4)

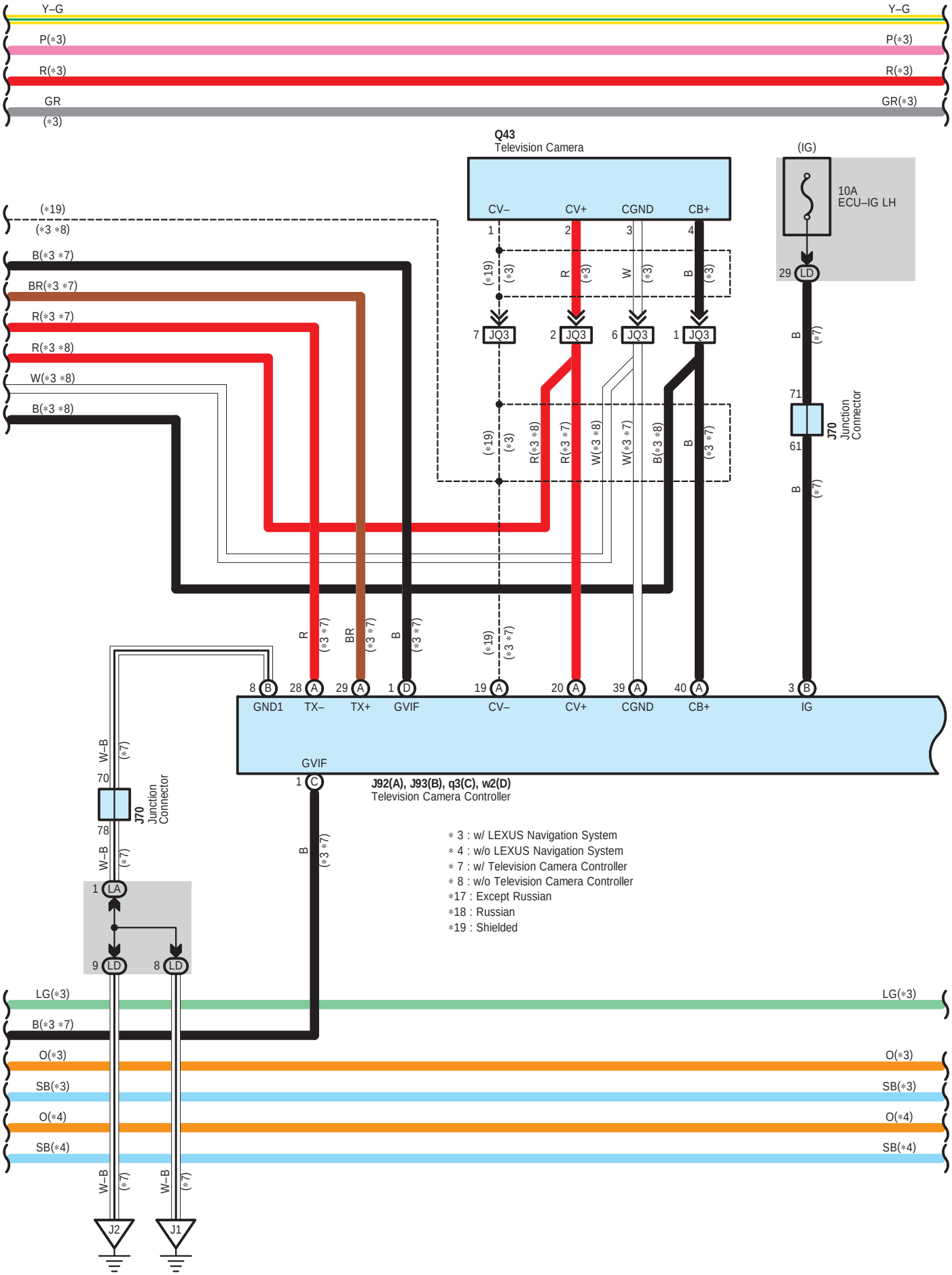
Y–G
P(*3)
R(*3)
GR
(*3)
Q43
Television Camera
CV–
CV+
CGND
CB+
(IG)
10A
ECU–IG LH
(*19)
(*3 *8)
B(*3 *7)
BR(*3 *7)
R(*3 *7)
R(*3 *8)
W(*3 *8)
B(*3 *8)
JQ3
J70
Junction
Connector
GND1
TX–
TX+
GVIF
CV–
CV+
CGND
CB+
IG
J92(A), J93(B), q3(C), w2(D)
Television Camera Controller
W–B
LA
LD
LG(*3)
O(*3)
SB(*3)
O(*4)
SB(*4)
J2
J1
* 3 : w/ LEXUS Navigation System
* 4 : w/o LEXUS Navigation System
* 7 : w/ Television Camera Controller
* 8 : w/o Television Camera Controller
*17 : Except Russian
*18 : Russian
*19 : Shielded

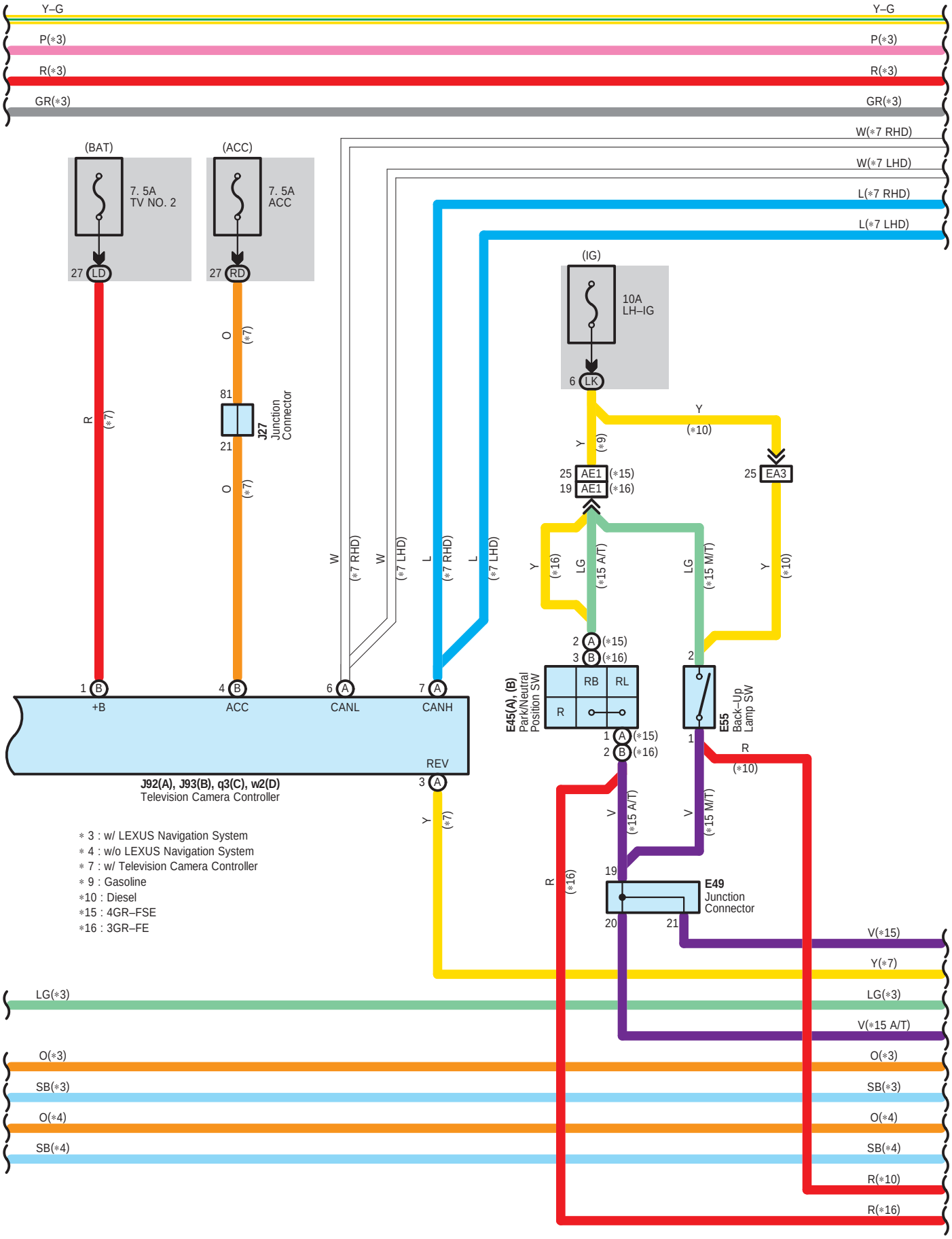
Y–G
P(∗3)
R(∗3)
GR(∗3)
W(∗7 RHD)
W(∗7 LHD)
L(∗7 RHD)
L(∗7 LHD)
(BAT)
7. 5A
TV NO. 2
27 LD
(ACC)
7. 5A
ACC
27 RD
(IG)
10A
LH–IG
6 LK
81
21
J27
Junction
Connector
25 AE1 (∗15)
19 AE1 (∗16)
25 EA3
1 B +B
4 B ACC
6 A CANL
7 A CANH
REV
3 A
J92(A), J93(B), q3(C), w2(D)
Television Camera Controller
E45(A), (B)
Park/Neutral
Position SW
RB
RL
R
E55
Back–Up
Lamp SW
E49
Junction
Connector
∗ 3 : w/ LEXUS Navigation System
∗ 4 : w/o LEXUS Navigation System
∗ 7 : w/ Television Camera Controller
∗ 9 : Gasoline
∗10 : Diesel
∗15 : 4GR–FSE
∗16 : 3GR–FE
V(∗15)
Y(∗7)
LG(∗3)
V(∗15 A/T)
O(∗3)
SB(∗3)
O(∗4)
SB(∗4)
R(∗10)
R(∗16)

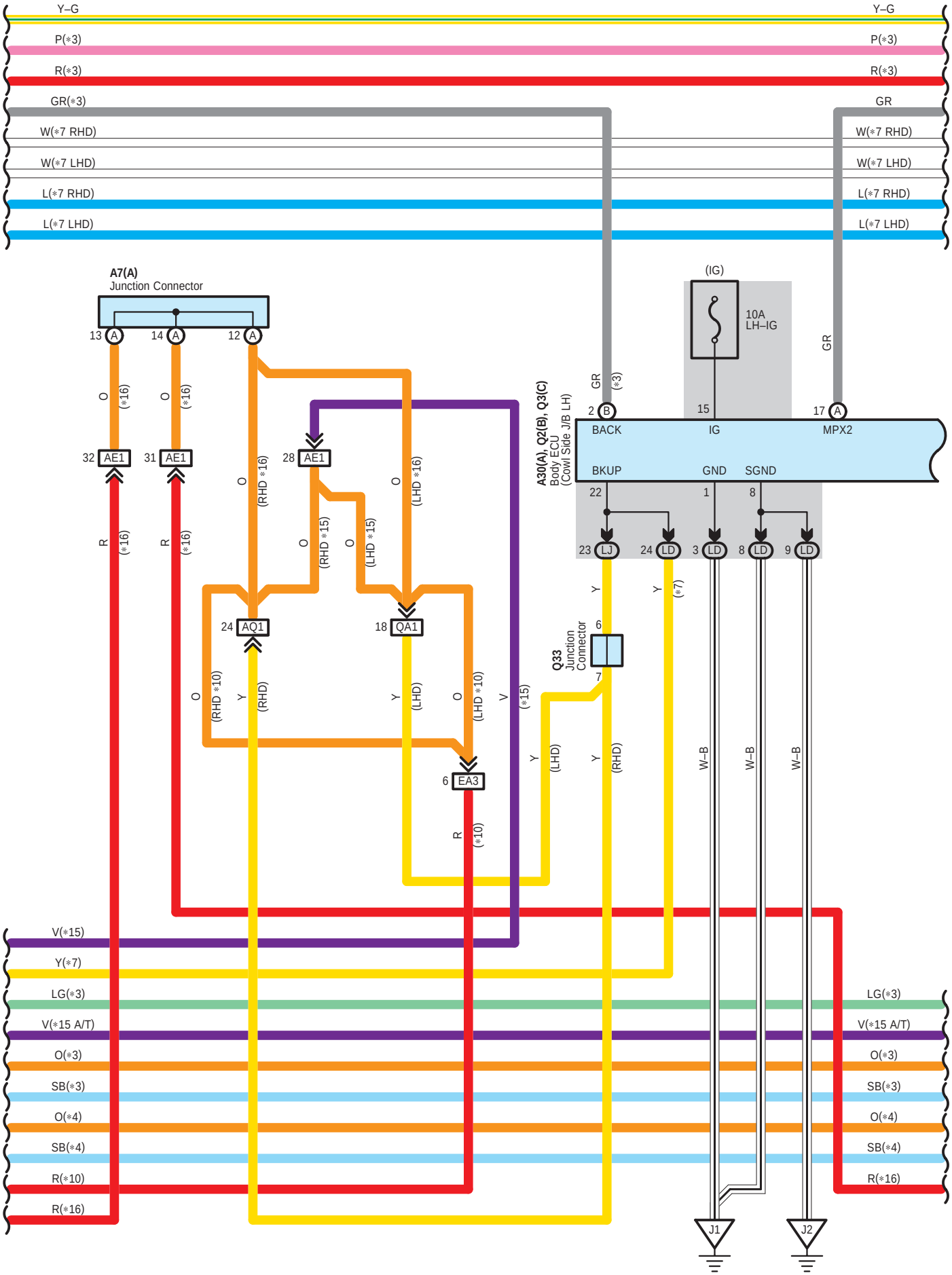
Y–G
P(*3)
R(*3)
GR(*3)
W(*7 RHD)
W(*7 LHD)
L(*7 RHD)
L(*7 LHD)
A7(A)
Junction Connector
13 A
14 A
12 A
O (*16)
32 AE1
31 AE1
28 AE1
O (RHD *16)
O (LHD *16)
R (*16)
O (RHD *15)
O (LHD *15)
24 AQ1
18 QA1
O (RHD *10)
Y (RHD)
Y (LHD)
O (LHD *10)
V (*15)
6 EA3
R (*10)
(IG)
10A
LH–IG
GR
GR (*3)
2 B
15
17 A
A30(A), Q2(B), Q3(C)
Body ECU
(Cowl Side J/B LH)
BACK
IG
MPX2
BKUP
GND
SGND
22
1
8
23 LJ
24 LD
3 LD
8 LD
9 LD
Y
Y (*7)
Q33
Junction
Connector
6
7
Y (LHD)
Y (RHD)
W–B
W–B
W–B
V(*15)
Y(*7)
LG(*3)
V(*15 A/T)
O(*3)
SB(*3)
O(*4)
SB(*4)
R(*10)
R(*16)
J1
J2

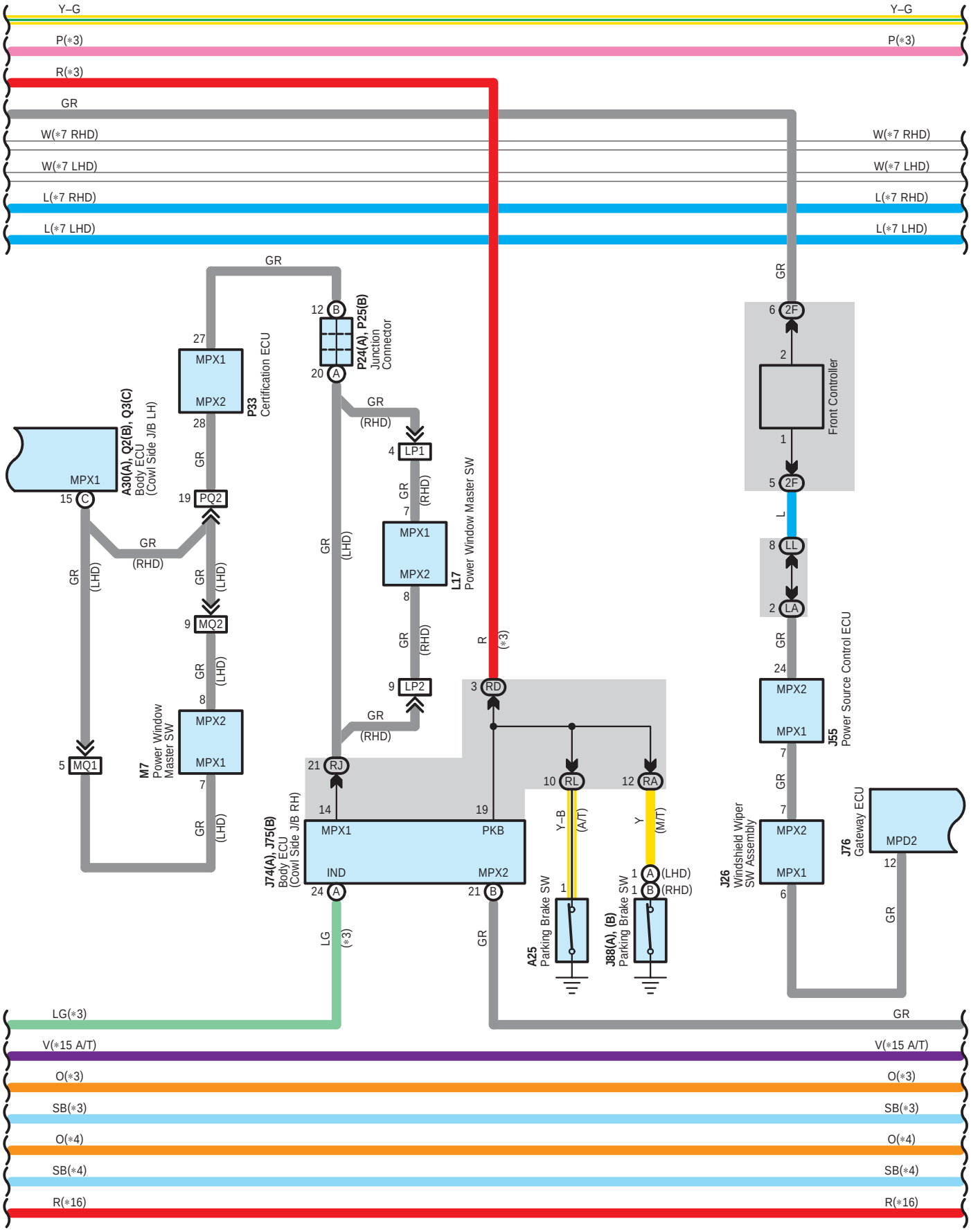
Y–G
P(*3)
R(*3)
GR
W(*7 RHD)
W(*7 LHD)
L(*7 RHD)
L(*7 LHD)
P33 Certification ECU
MPX1
MPX2
P24(A), P25(B) Junction Connector
A30(A), Q2(B), Q3(C) Body ECU (Cowl Side J/B LH)
PQ2
MQ2
MQ1
M7 Power Window Master SW
LP1
LP2
L17 Power Window Master SW
J74(A), J75(B) Body ECU (Cowl Side J/B RH)
RJ
RD
RL
RA
PKB
IND
A25 Parking Brake SW
J88(A), (B) Parking Brake SW
(LHD)
(RHD)
(A/T)
(M/T)
Front Controller
2F
LL
LA
J55 Power Source Control ECU
J26 Windshield Wiper SW Assembly
J76 Gateway ECU
MPD2
LG(*3)
V(*15 A/T)
O(*3)
SB(*3)
O(*4)
SB(*4)
R(*16)

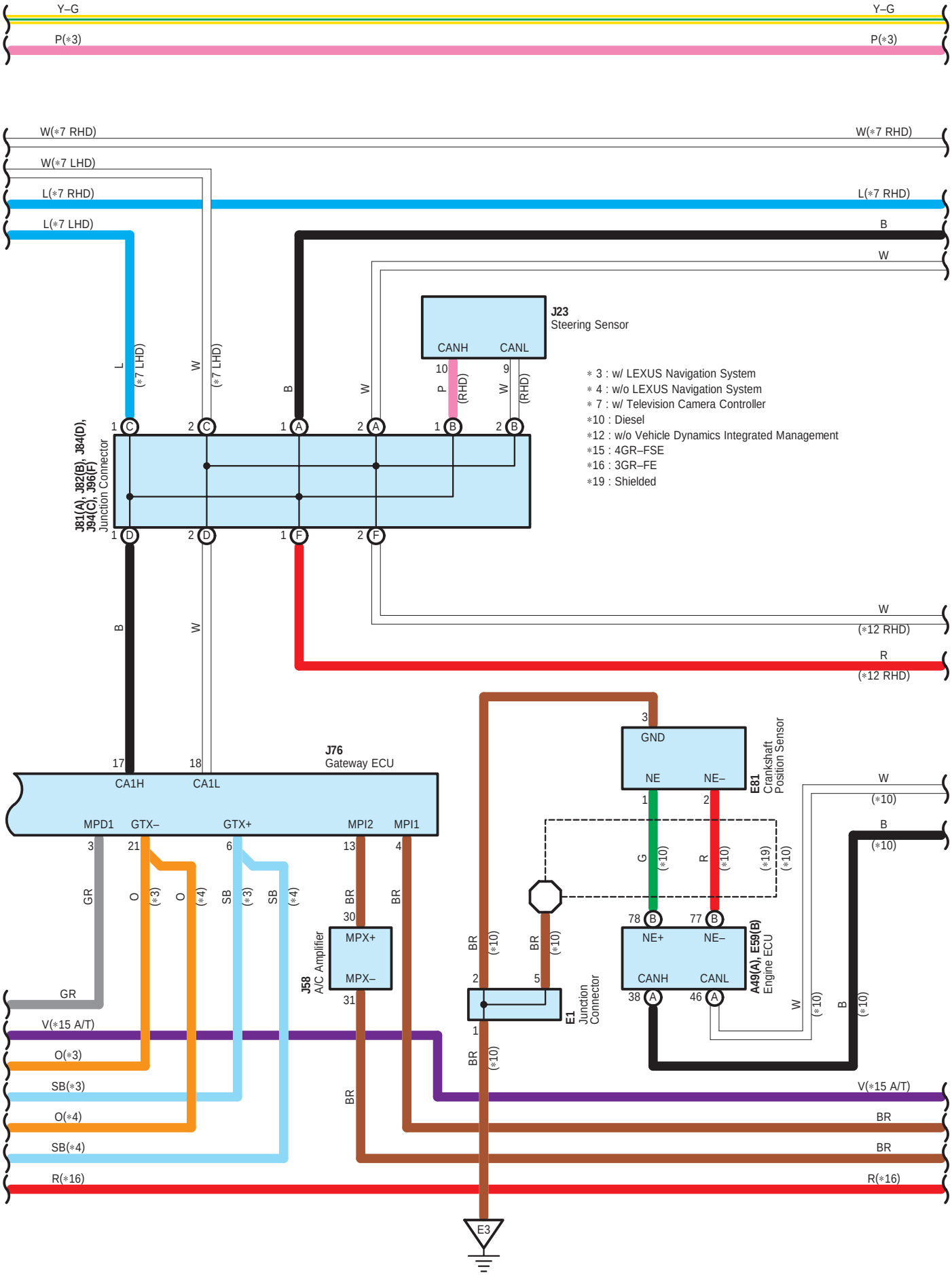
Y–G
P(∗3)
W(∗7 RHD)
W(∗7 LHD)
L(∗7 RHD)
L(∗7 LHD)
B
W
J23
Steering Sensor
CANH
CANL
∗ 3 : w/ LEXUS Navigation System
∗ 4 : w/o LEXUS Navigation System
∗ 7 : w/ Television Camera Controller
∗10 : Diesel
∗12 : w/o Vehicle Dynamics Integrated Management
∗15 : 4GR–FSE
∗16 : 3GR–FE
∗19 : Shielded
J81(A), J82(B), J84(D), J94(C), J96(F)
Junction Connector
(∗12 RHD)
R
J76
Gateway ECU
CA1H
CA1L
MPD1
GTX–
GTX+
MPI2
MPI1
GND
NE
NE–
E81
Crankshaft Position Sensor
J58
A/C Amplifier
MPX+
MPX–
E1
Junction Connector
NE+
CANH
CANL
A49(A), E59(B)
Engine ECU
V(∗15 A/T)
O(∗3)
SB(∗3)
O(∗4)
SB(∗4)
R(∗16)
E3

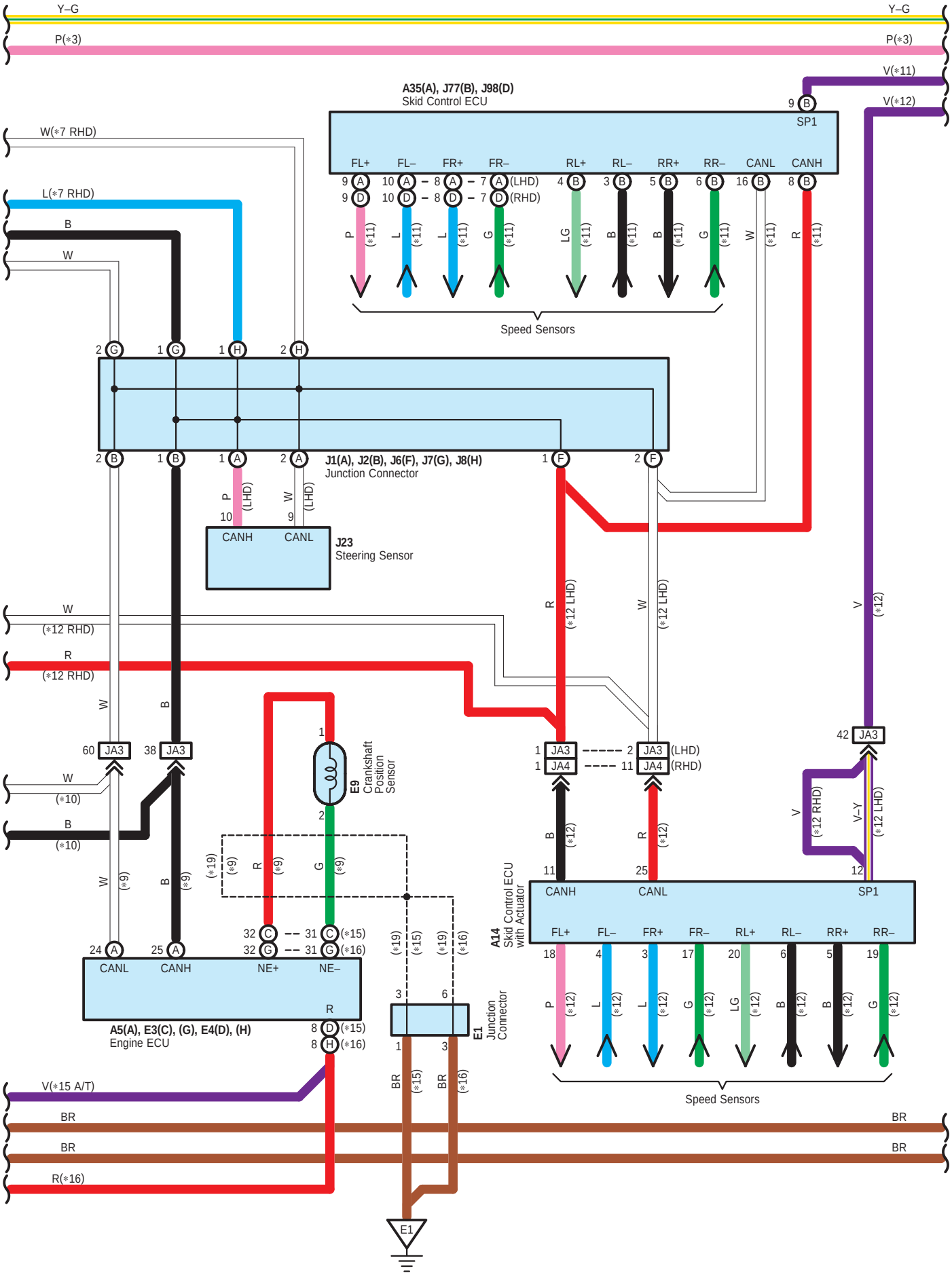
Y–G
P(*3)
V(*11)
V(*12)
A35(A), J77(B), J98(D)
Skid Control ECU
SP1
FL+ FL– FR+ FR– RL+ RL– RR+ RR– CANL CANH
(LHD)
(RHD)
Speed Sensors
W(*7 RHD)
L(*7 RHD)
B
W
J1(A), J2(B), J6(F), J7(G), J8(H)
Junction Connector
J23
Steering Sensor
CANH CANL
(*12 RHD)
(*12 LHD)
JA3
JA4
(LHD)
(RHD)
E9
Crankshaft Position Sensor
(*10)
(*9)
(*19)
(*15)
(*16)
A14
Skid Control ECU with Actuator
CANL CANH NE+ NE–
A5(A), E3(C), (G), E4(D), (H)
Engine ECU
E1
Junction Connector
V(*15 A/T)
BR
R(*16)
E1

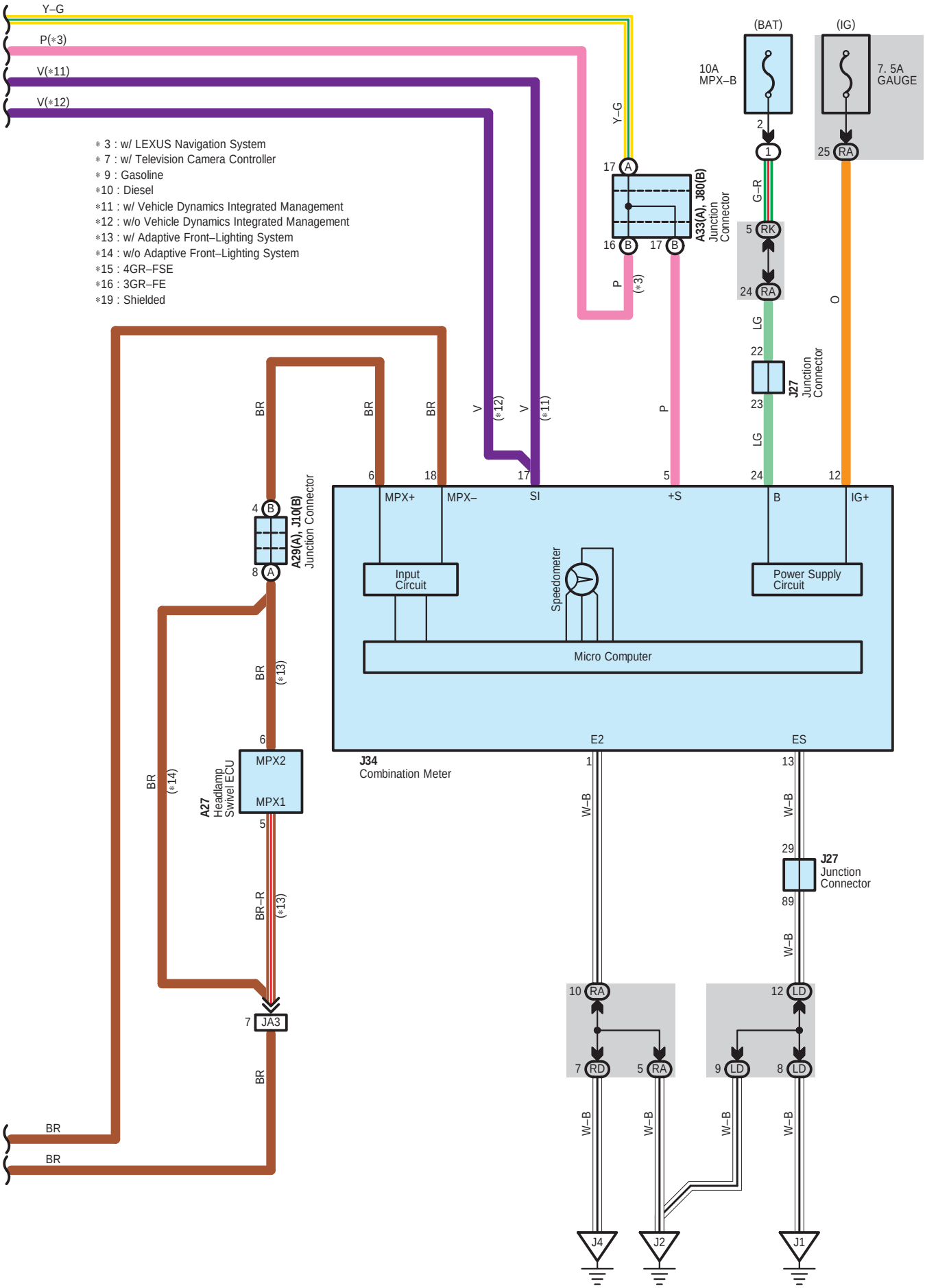
Y–G
P(*3)
V(*11)
V(*12)
* 3 : w/ LEXUS Navigation System
* 7 : w/ Television Camera Controller
* 9 : Gasoline
*10 : Diesel
*11 : w/ Vehicle Dynamics Integrated Management
*12 : w/o Vehicle Dynamics Integrated Management
*13 : w/ Adaptive Front–Lighting System
*14 : w/o Adaptive Front–Lighting System
*15 : 4GR–FSE
*16 : 3GR–FE
*19 : Shielded
(BAT)
(IG)
10A MPX–B
7. 5A GAUGE
A33(A), J80(B) Junction Connector
J27 Junction Connector
A29(A), J10(B) Junction Connector
MPX+
MPX–
SI
+S
B
IG+
Input Circuit
Speedometer
Power Supply Circuit
Micro Computer
E2
ES
J34 Combination Meter
A27 Headlamp Swivel ECU
MPX2
MPX1
JA3
J4
J2
J1

A 5
White

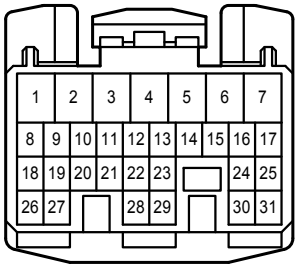

A 7
Blue

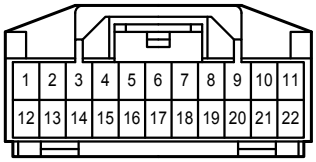

(3GR-FE, 2GR-FSE, 4GR-FSE)

A 7
White

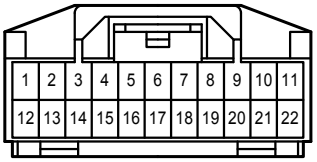

(2AD-FHV, 2AD-FTV)

A 14
Black

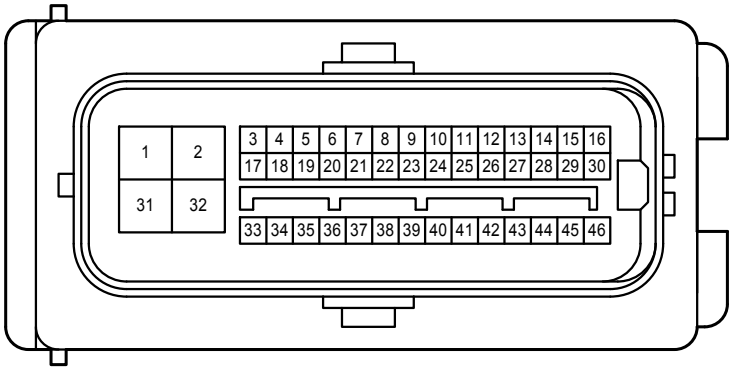

A 25
Black

A 27
White

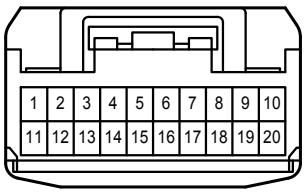

A 29
Blue

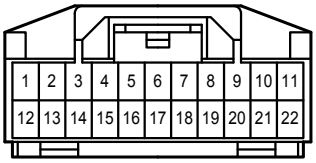

A 30
White

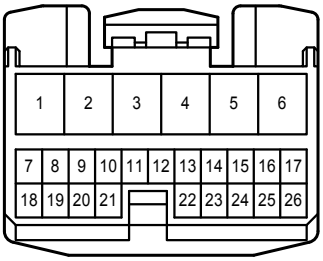

A 33
Blue

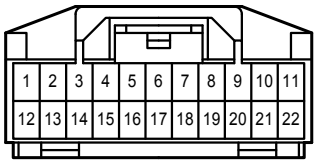

A 35
White

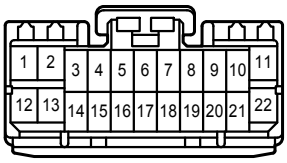

A 49
Black

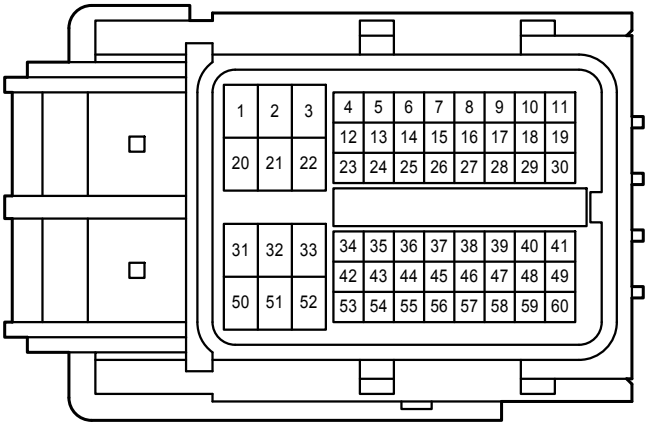

E 1
Gray



E 3
White

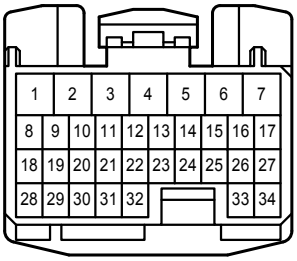

(4GR-FSE)

E 3
White

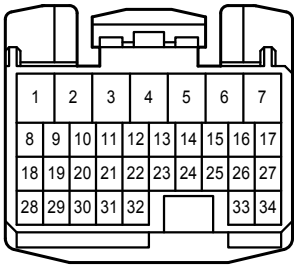

(2GR-FSE, 3GR-FE)

E 4
White

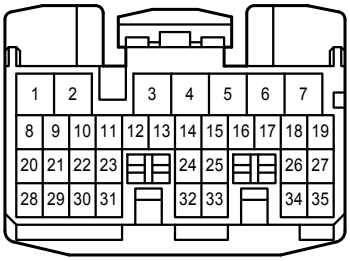

(4GR-FSE)

E 4
White

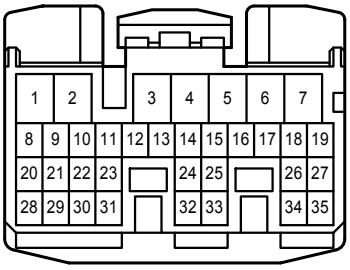

(2GR-FSE, 3GR-FE)

E 9
Black



E 45
Gray

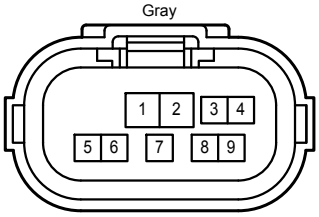

(2GR-FSE, 4GR-FSE)

E 45
Gray

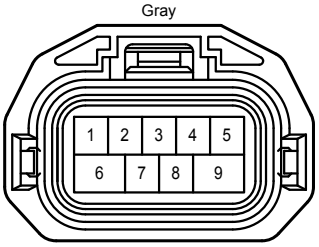

(3GR-FE)

E 49
Black

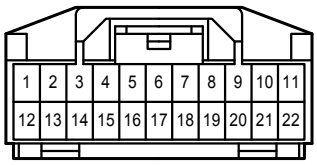

E 55
Gray

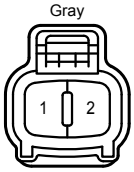

E 59
Black

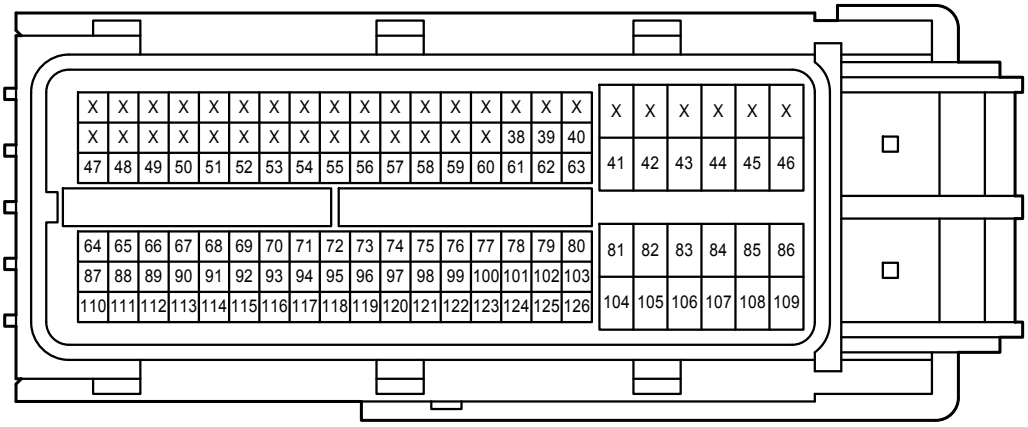

E 81
Dark Gray

J 1
White

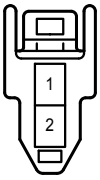

J 2
White

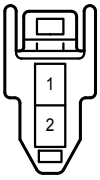

J 6
White

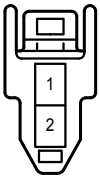

J 7
White

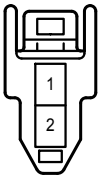

J 8
White

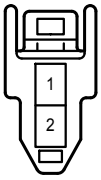

J 10
Blue

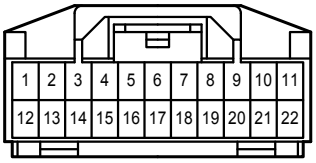

J 21
White

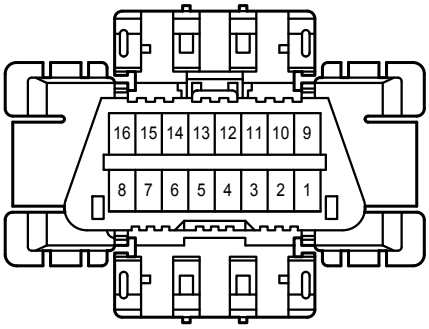

J 23
Gray

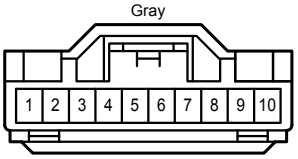

J 24
Black



J 26
White

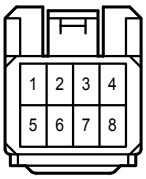

J 27
White

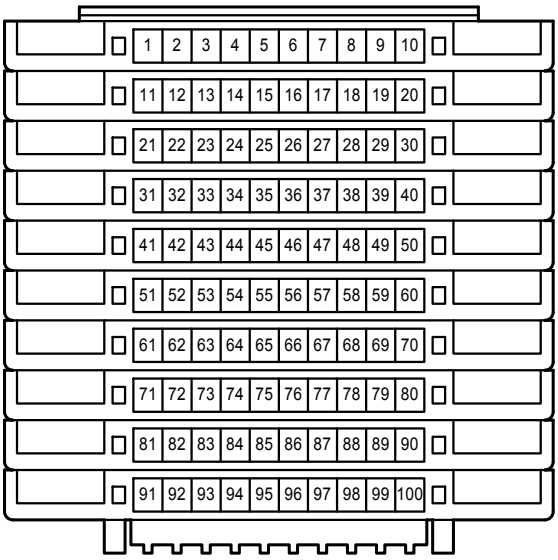

J 34
Black

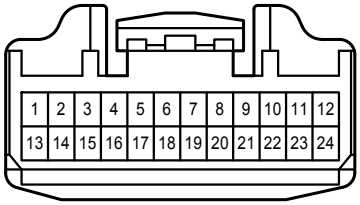

J 50
White

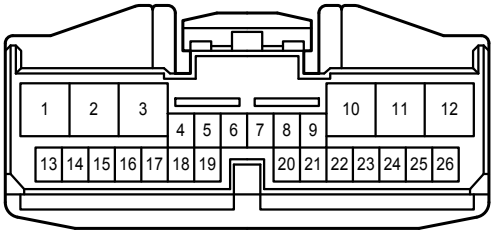

J 51
White

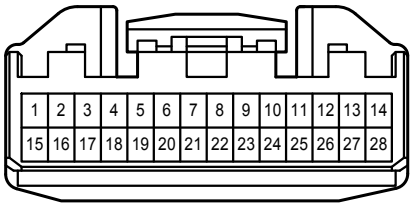

J 52
Blue

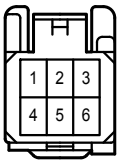

J 54
White

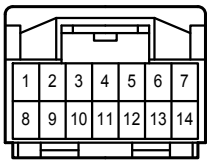

J 55
White

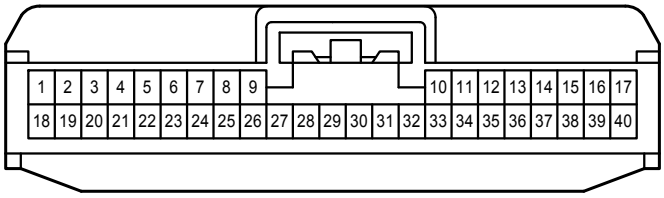

J 58
White

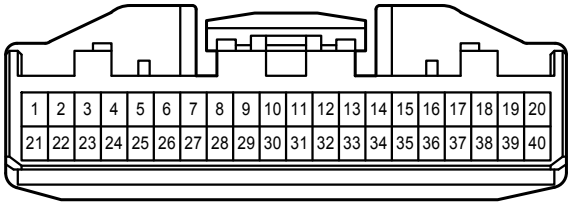

J 61
Blue

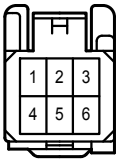

J 62
White



J 63
White

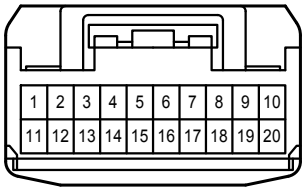

J 65
White

J 66
White

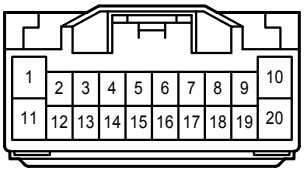

J 67
White

J 70
White

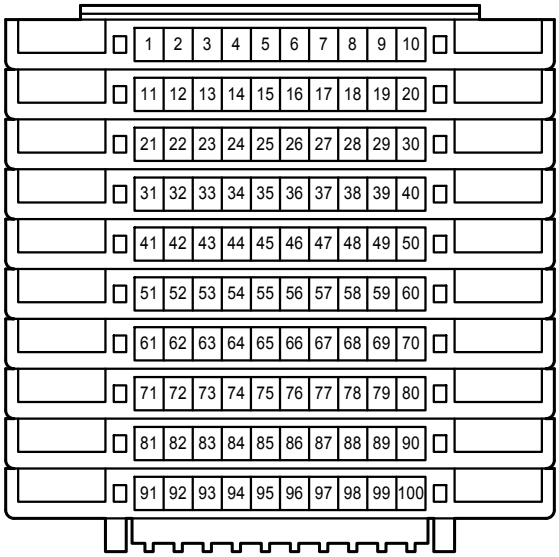

J 74
White

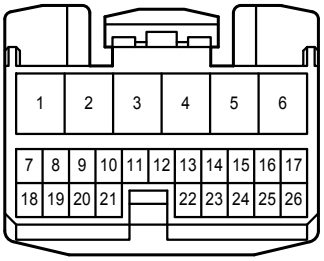

J 75
White

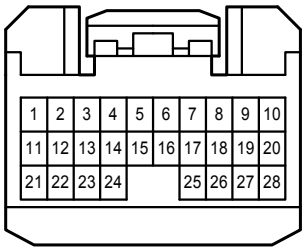

J 76
White

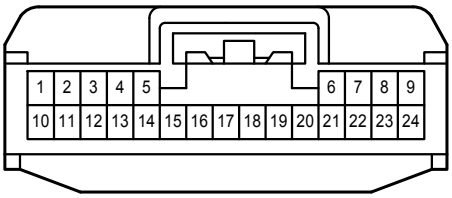

J 77
Gray

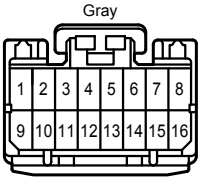

J 80
Blue

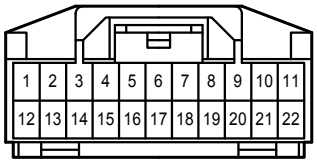

J 81
White

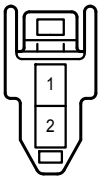

J 82
White

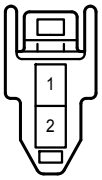

J 84
White

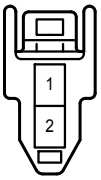

J 88
Brown

(LHD)

J 88
Black

(RHD)

J 92
Black

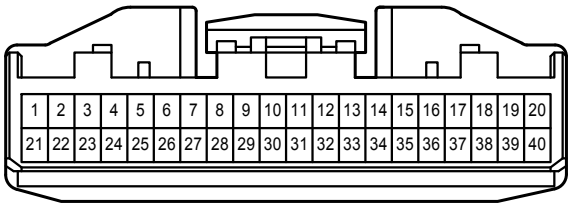

J 93
Black

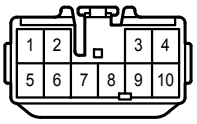

J 94
White

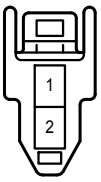

J 96
White

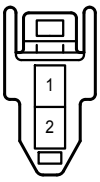

J 98
Gray

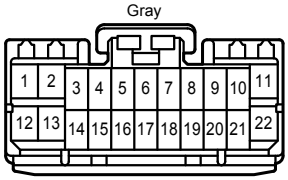

K 2
White



L 1
White

L 2
White

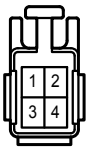

L 5
White

L 17
White

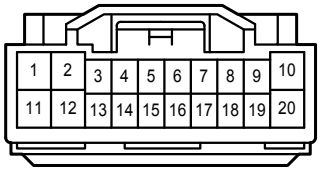

M 4
White

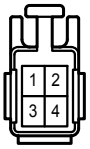

M 7
White

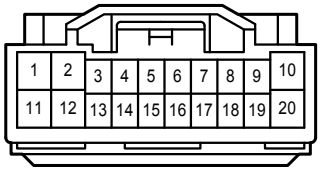

M 12
White

M 13
White

N 2
White

N 3
White

N 4
White

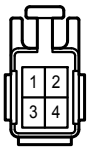

N 5
White

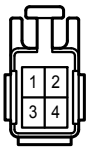

N 6
White

O 2
White

O 3
White



O 4
White

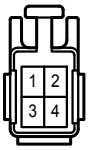

O 5
White

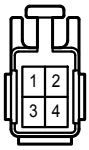

O 6
White

P 21
White

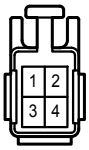

P 24
White

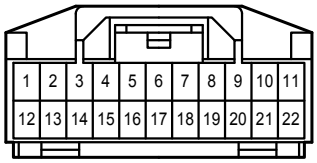

P 25
White

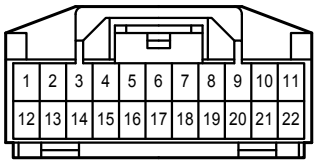

P 27
White

P 28
White

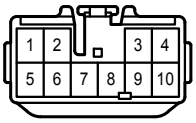

P 29
White

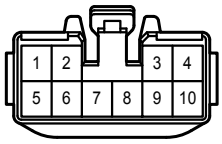

P 30
White

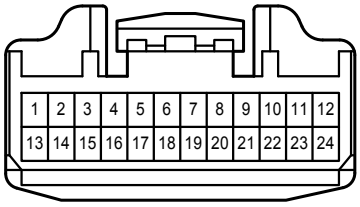

P 33
White

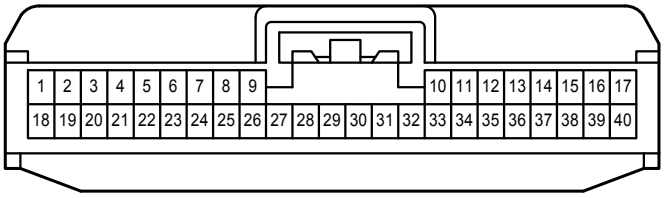

Q 2
White

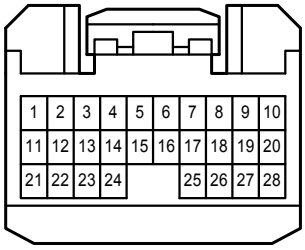

Q 3
White

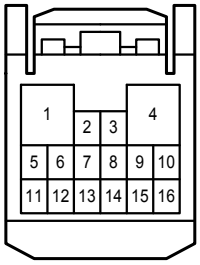

Q 22
Blue



Q 26
Blue



Q 31
White

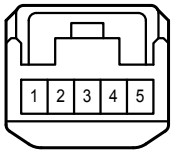

Q 33
White

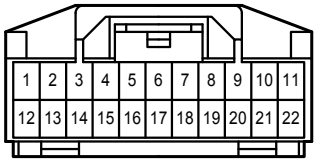

Q 43
White

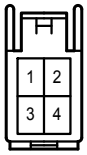

R 5
White

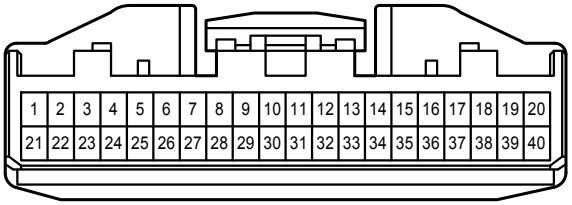

k 1
White

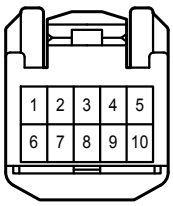

p 1
White

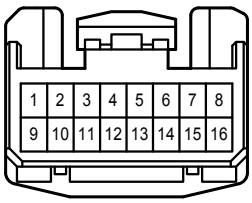

p 2
White

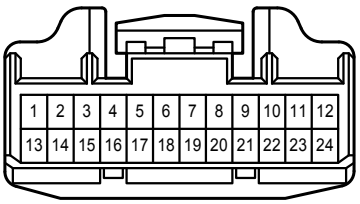

p 3
White

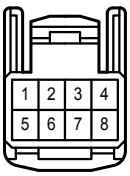

q 1
Blue

q 2
White

q 3
Blue

s 1
Blue

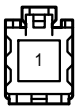

t 1
Blue

w 1
Blue

w 2
White

2F
Black

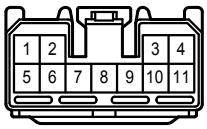

LA
White

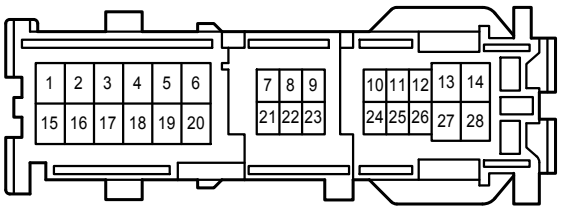

LD
White

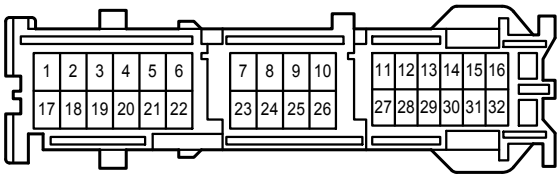

LJ
Gray

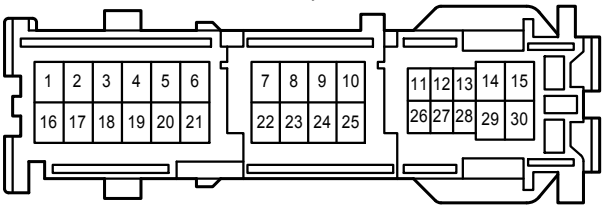

LK
Gray

LL
Gray

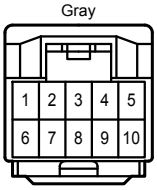

RA
White

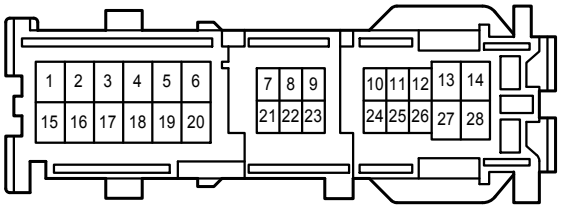

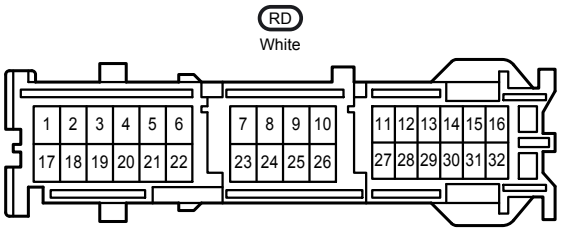
RD
White
1 2 3 4 5 6
17 18 19 20 21 22
7 8 9 10
23 24 25 26
11 12 13 14 15 16
27 28 29 30 31 32

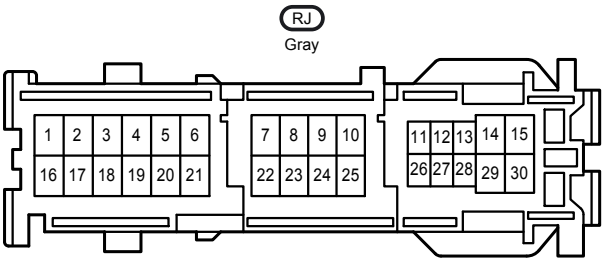
RJ
Gray
1 2 3 4 5 6
16 17 18 19 20 21
7 8 9 10
22 23 24 25
11 12 13 14 15
26 27 28 29 30

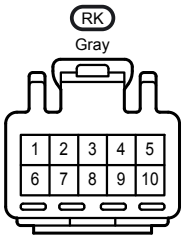
RK
Gray
1 2 3 4 5
6 7 8 9 10

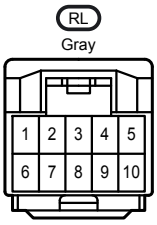
RL
Gray
1 2 3 4 5
6 7 8 9 10

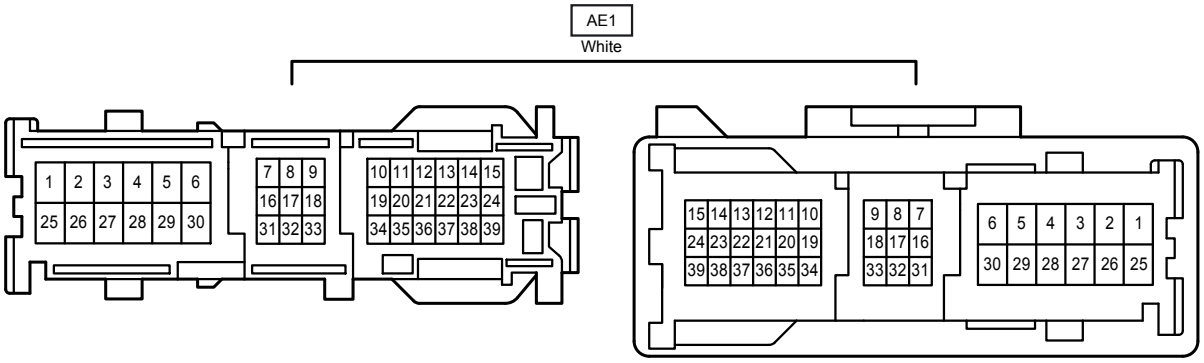
AE1
White
1 2 3 4 5 6
25 26 27 28 29 30
7 8 9
16 17 18
31 32 33
10 11 12 13 14 15
19 20 21 22 23 24
34 35 36 37 38 39
15 14 13 12 11 10
24 23 22 21 20 19
39 38 37 36 35 34
9 8 7
18 17 16
33 32 31
6 5 4 3 2 1
30 29 28 27 26 25

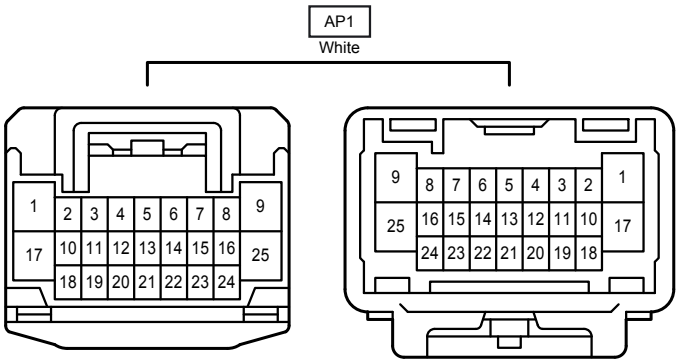
AP1
White
1 2 3 4 5 6 7 8 9
17 10 11 12 13 14 15 16 25
18 19 20 21 22 23 24
9 8 7 6 5 4 3 2 1
25 16 15 14 13 12 11 10 17
24 23 22 21 20 19 18

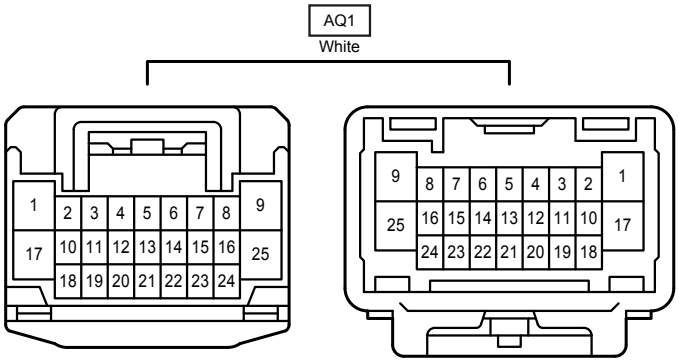
AQ1
White
1 2 3 4 5 6 7 8 9
17 10 11 12 13 14 15 16 25
18 19 20 21 22 23 24
9 8 7 6 5 4 3 2 1
25 16 15 14 13 12 11 10 17
24 23 22 21 20 19 18

EA3
White

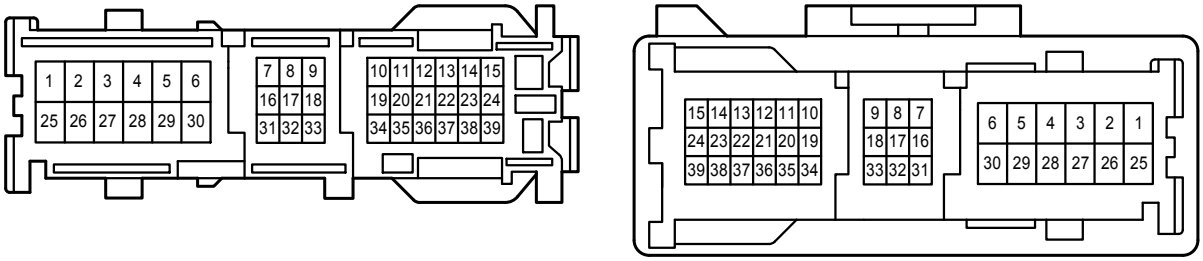

JA3
White

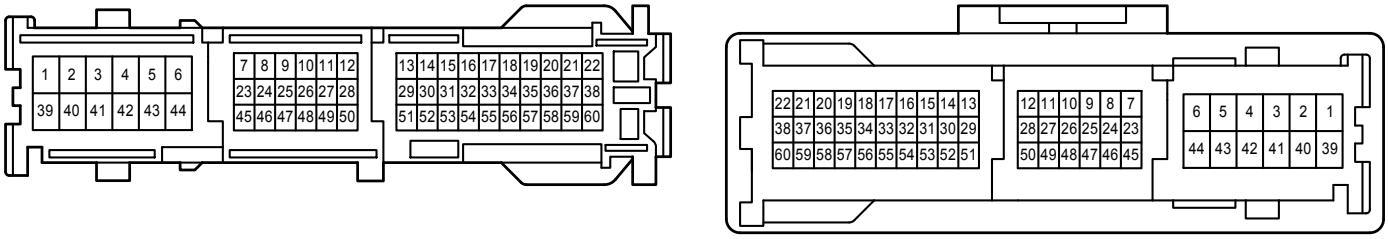

JA4
White

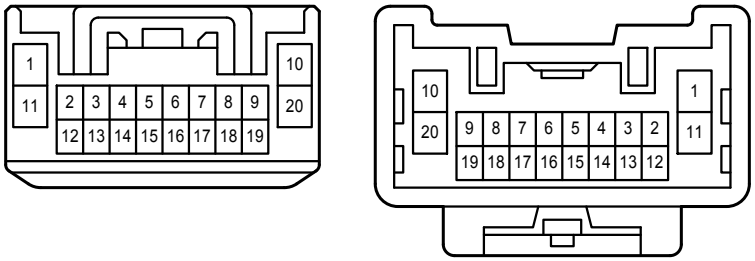

JK1
White

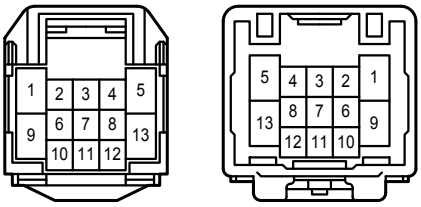

JP1
White

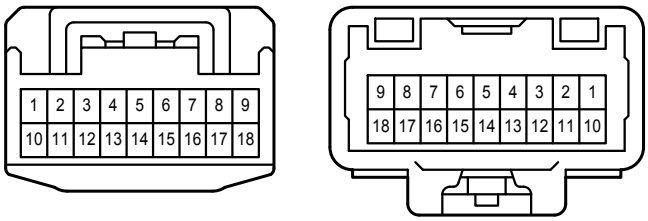

JP2
White

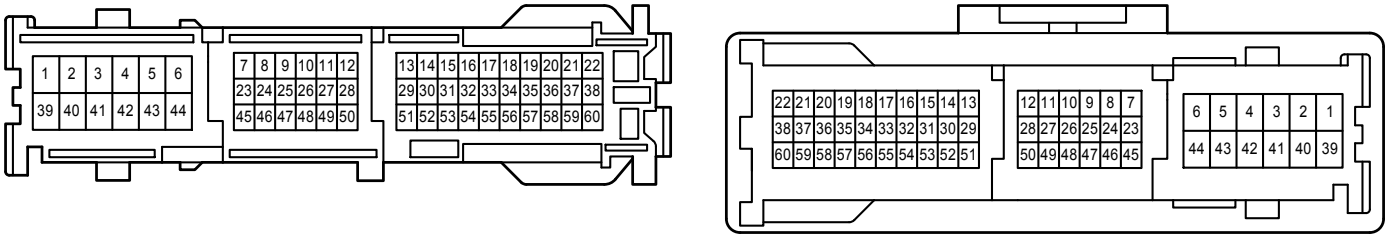

JQ1
White

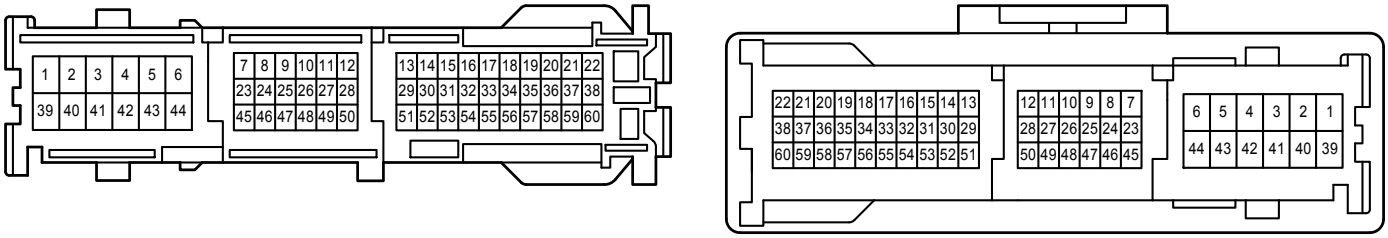

JQ3
White

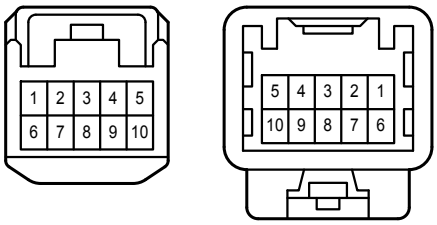

JR1
White

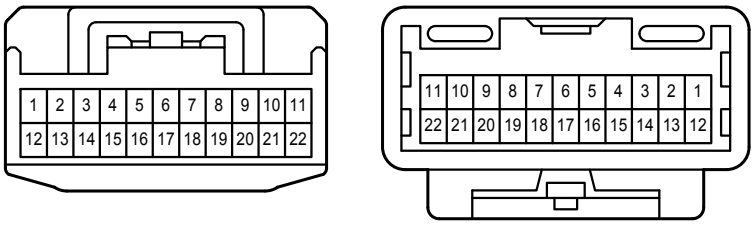

LP1
White

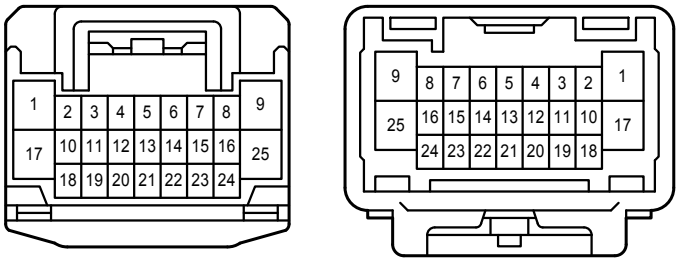

LP2
White

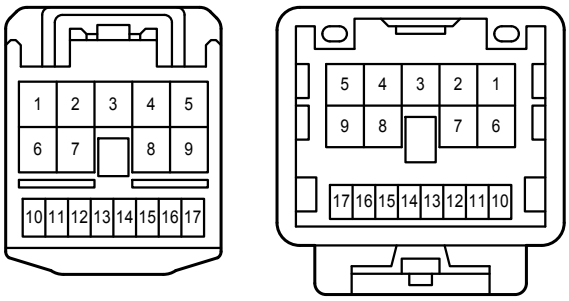

MQ1
White

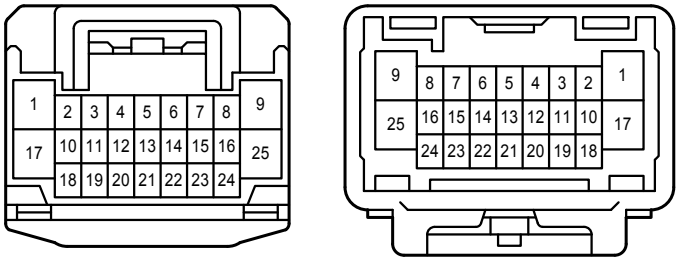

MQ2
White

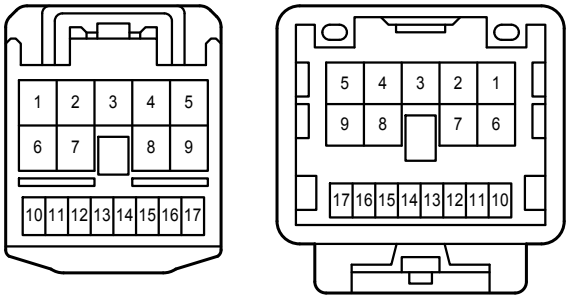

NP1
White

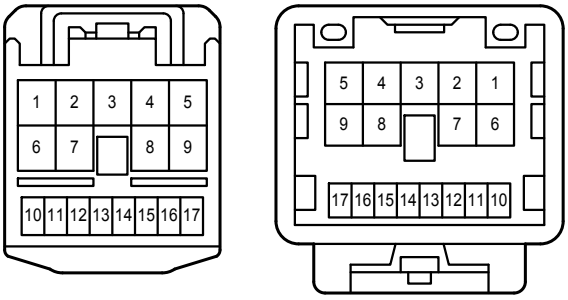

OQ1
White

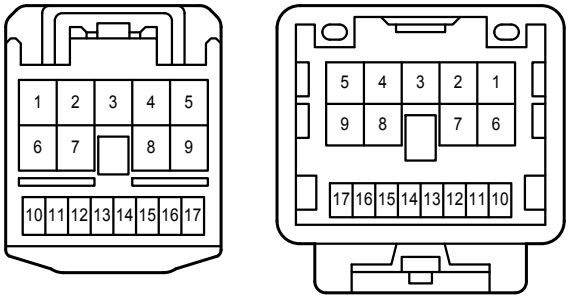

PQ1
White

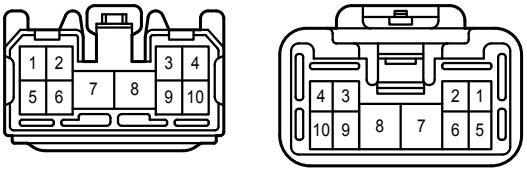

PQ2
White

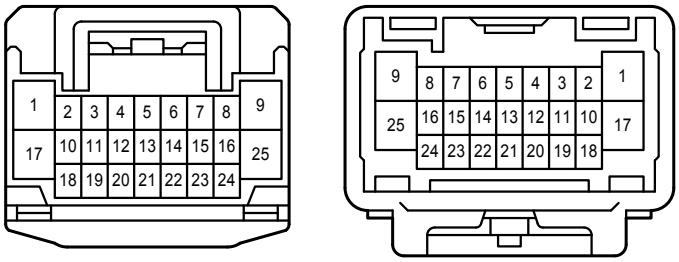

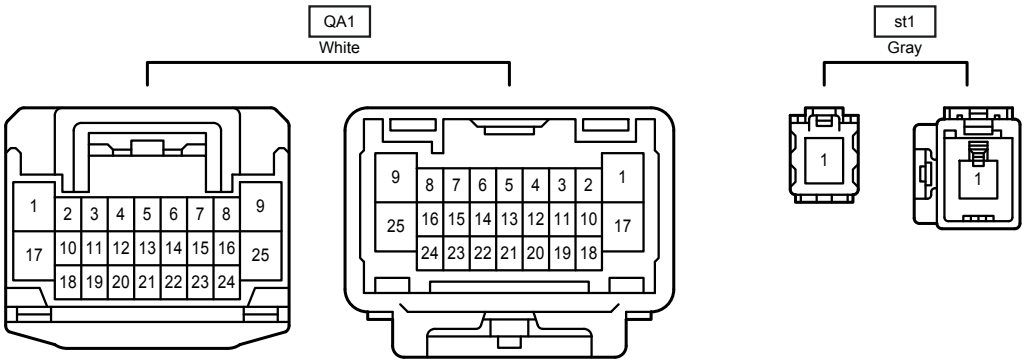
QA1
White
1
2
3
4
5
6
7
8
9
17
10
11
12
13
14
15
16
25
18
19
20
21
22
23
24
9
8
7
6
5
4
3
2
1
25
16
15
14
13
12
11
10
17
24
23
22
21
20
19
18
st1
Gray
1
1