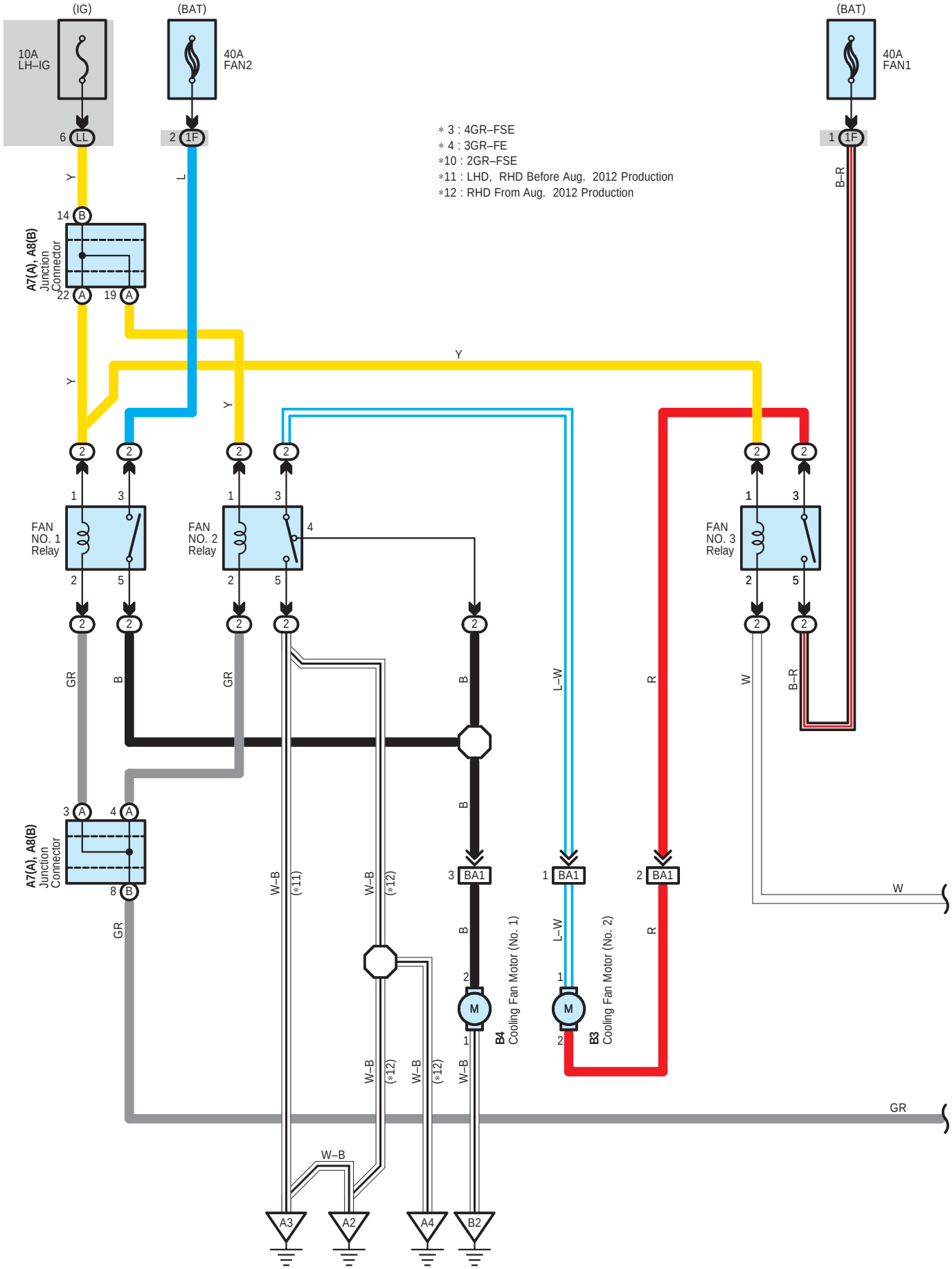
(IG)
(BAT)
(BAT)
10A
LH–IG
40A
FAN2
40A
FAN1
6 LL
2 1F
1 1F
∗ 3 : 4GR–FSE
∗ 4 : 3GR–FE
∗10 : 2GR–FSE
∗11 : LHD, RHD Before Aug. 2012 Production
∗12 : RHD From Aug. 2012 Production
A7(A), A8(B)
Junction
Connector
14 B
22 A
19 A
FAN
NO. 1
Relay
FAN
NO. 2
Relay
FAN
NO. 3
Relay
3 A
4 A
8 B
BA1
M
B4
Cooling Fan Motor (No. 1)
B3
Cooling Fan Motor (No. 2)
A3
A2
A4
B2
Y
L
B–R
GR
B
L–W
R
W
W–B
(∗11)
(∗12)

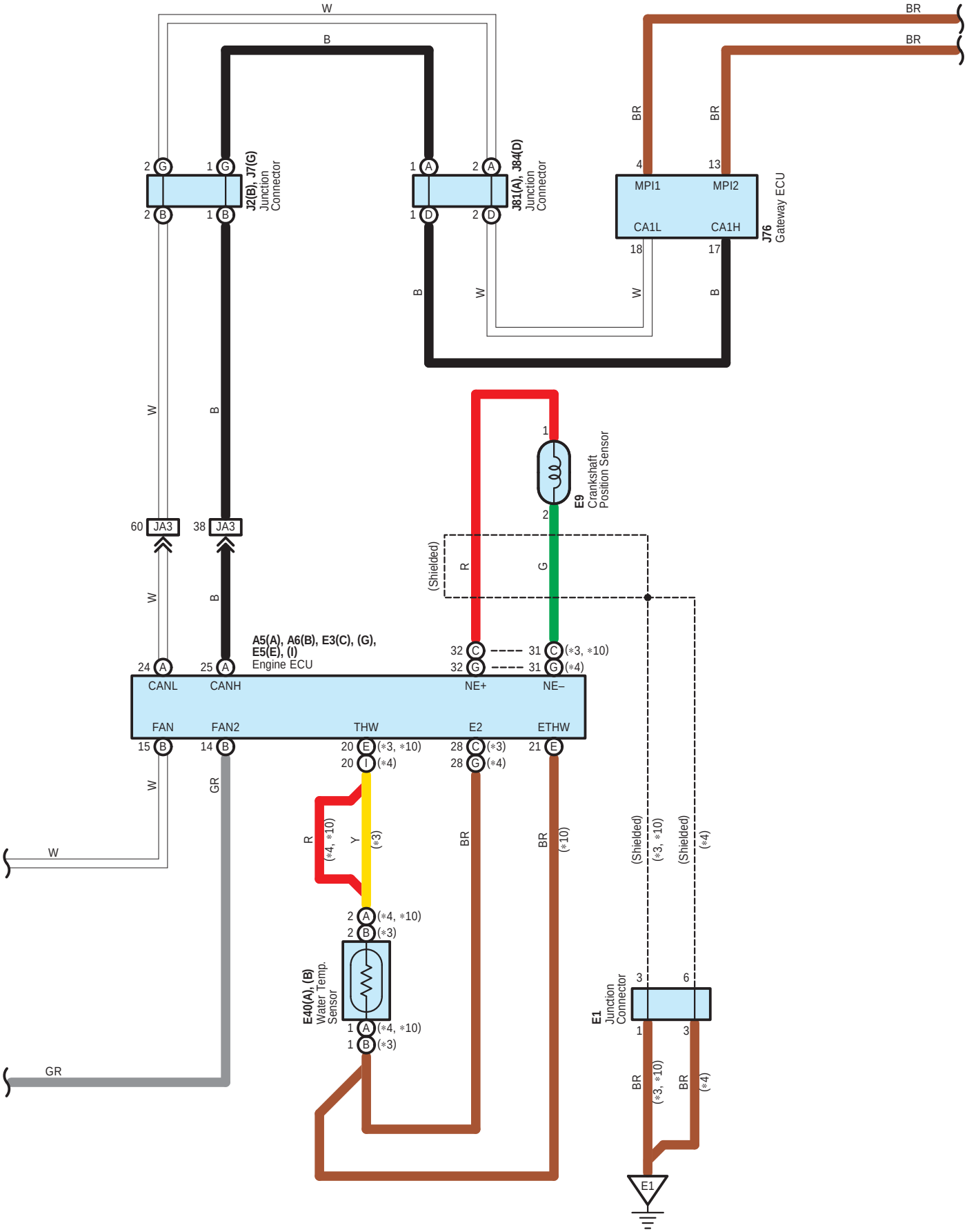
W
B
BR
BR
BR
BR
J2(B), J7(G)
Junction
Connector
J81(A), J84(D)
Junction
Connector
MPI1
MPI2
CA1L
CA1H
J76
Gateway ECU
E9
Crankshaft
Position Sensor
(Shielded)
R
G
JA3
JA3
A5(A), A6(B), E3(C), (G),
E5(E), (I)
Engine ECU
CANL
CANH
NE+
NE–
FAN
FAN2
THW
E2
ETHW
(*3, *10)
(*4)
GR
Y
(*3)
(*4, *10)
(*10)
E40(A), (B)
Water Temp.
Sensor
E1
Junction
Connector
E1

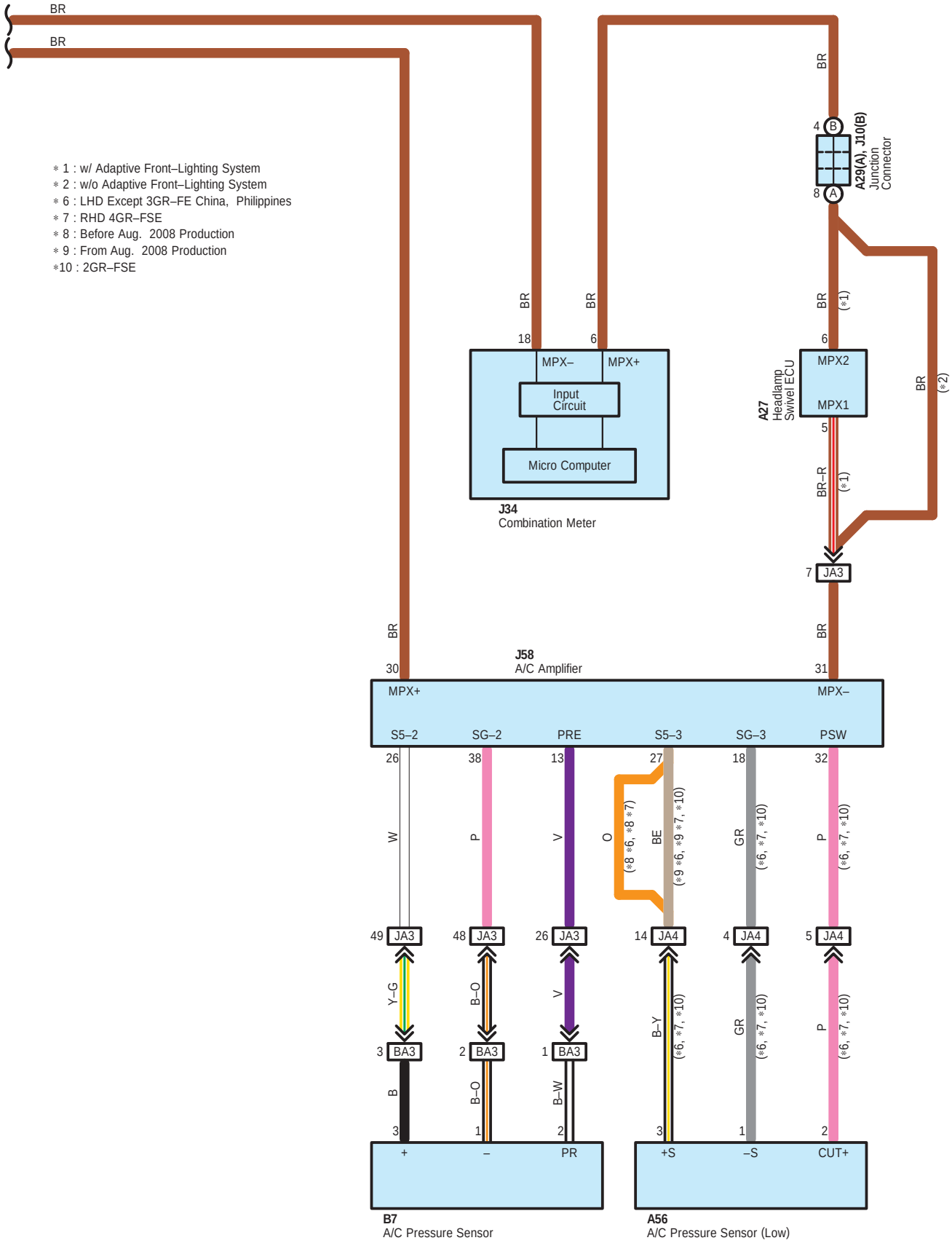
BR
BR
∗ 1 : w/ Adaptive Front–Lighting System
∗ 2 : w/o Adaptive Front–Lighting System
∗ 6 : LHD Except 3GR–FE China, Philippines
∗ 7 : RHD 4GR–FSE
∗ 8 : Before Aug. 2008 Production
∗ 9 : From Aug. 2008 Production
∗10 : 2GR–FSE
A29(A), J10(B)
Junction Connector
MPX–
MPX+
Input Circuit
Micro Computer
J34
Combination Meter
A27
Headlamp Swivel ECU
MPX2
MPX1
BR–R
JA3
J58
A/C Amplifier
MPX+
MPX–
S5–2
SG–2
PRE
S5–3
SG–3
PSW
W
P
V
O
BE
GR
Y–G
B–O
B–Y
B
B–W
BA3
JA4
+
–
PR
+S
–S
CUT+
B7
A/C Pressure Sensor
A56
A/C Pressure Sensor (Low)

A 5
White

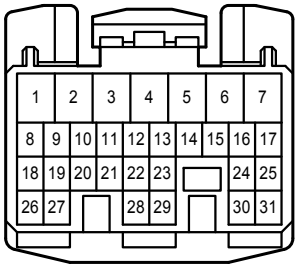

A 6
White

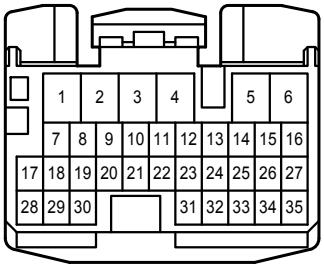

A 7
Blue

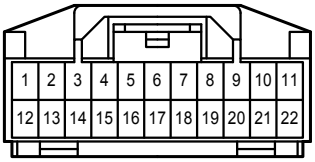

(3GR-FE, 2GR-FSE, 4GR-FSE)

A 7
White

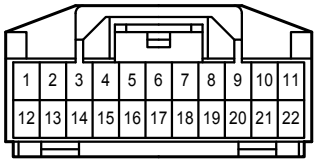

(2AD-FHV, 2AD-FTV)

A 8
Blue

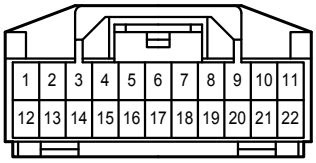

(3GR-FE, 2GR-FSE, 4GR-FSE)

A 8
White

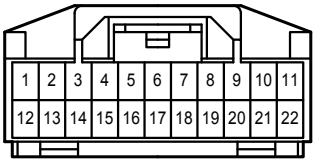

(2AD-FHV, 2AD-FTV)

A 27
White

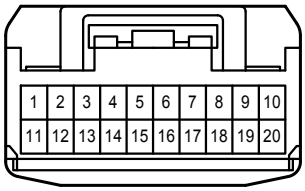

A 29
Blue

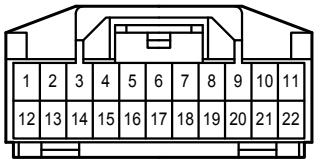

A 56
Black



B 3
Gray

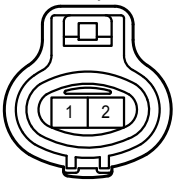

B 4
Gray

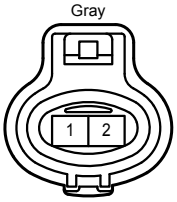

B 7
Black



E 1
Gray

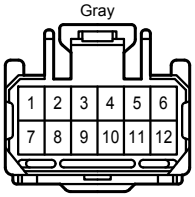

E 3
White

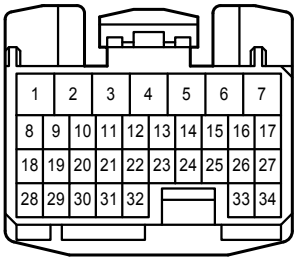

(4GR-FSE)

E 3
White

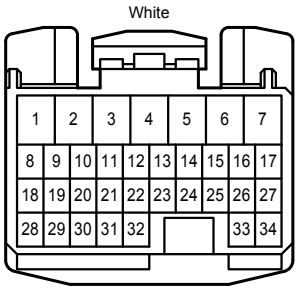

(2GR-FSE, 3GR-FE)

E 5
White

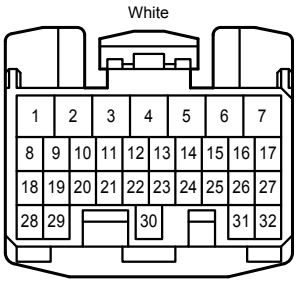

(4GR-FSE)

E 5
White

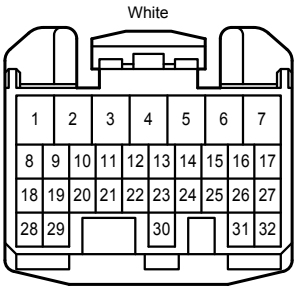

(2GR-FSE, 3GR-FE)

E 9
Black



E 40
Dark Gray

(2GR-FSE, 3GR-FE)

E 40
Gray

(4GR-FSE, 2AD-FHV, 2AD-FTV)

J 2
White

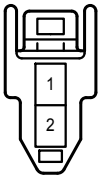

J 7
White

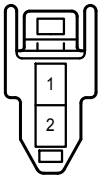

J 10
Blue

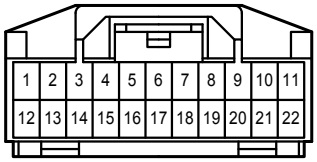

J 34
Black

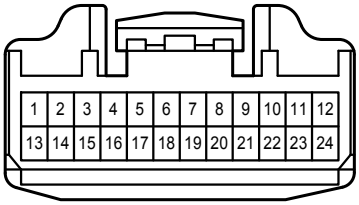

J 58
White

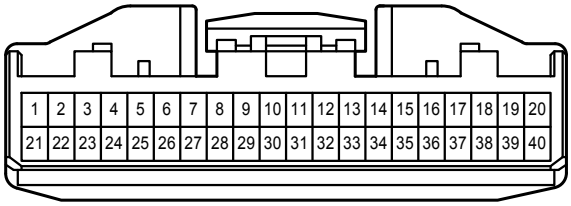

J 76
White

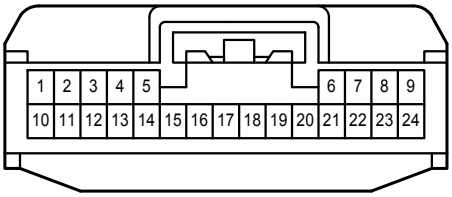

J 81
White

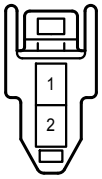

J 84
White

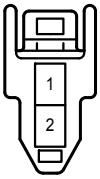

1F
White

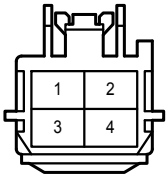

LL
Gray

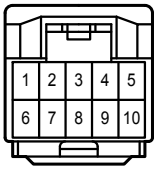

BA1
Gray

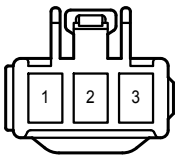

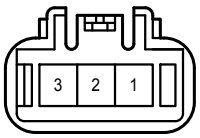

BA3
Gray

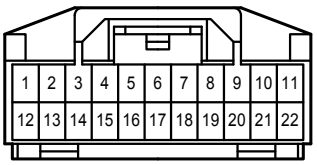

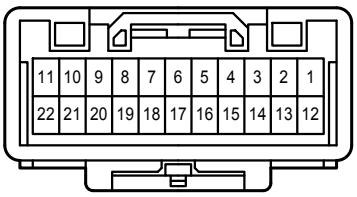

JA3
White

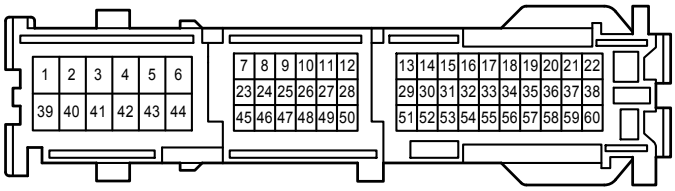

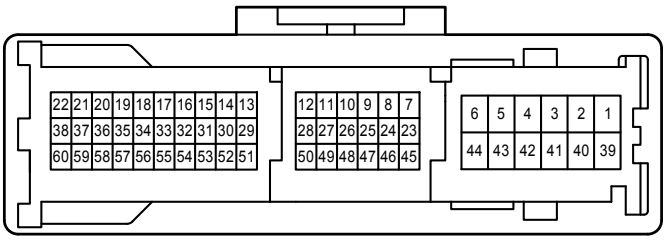

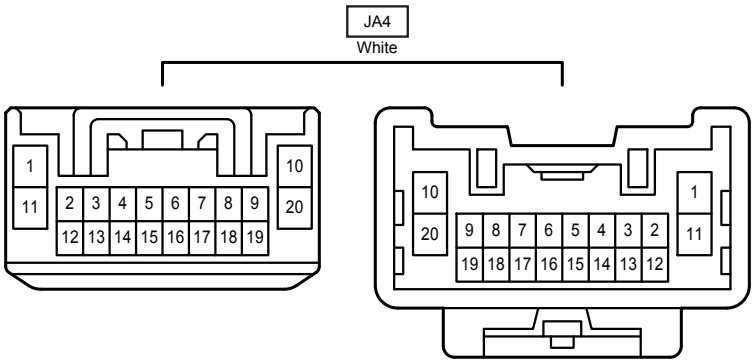
JA4
White
1
10
11
20
2 3 4 5 6 7 8 9
12 13 14 15 16 17 18 19
10
1
20
11
9 8 7 6 5 4 3 2
19 18 17 16 15 14 13 12