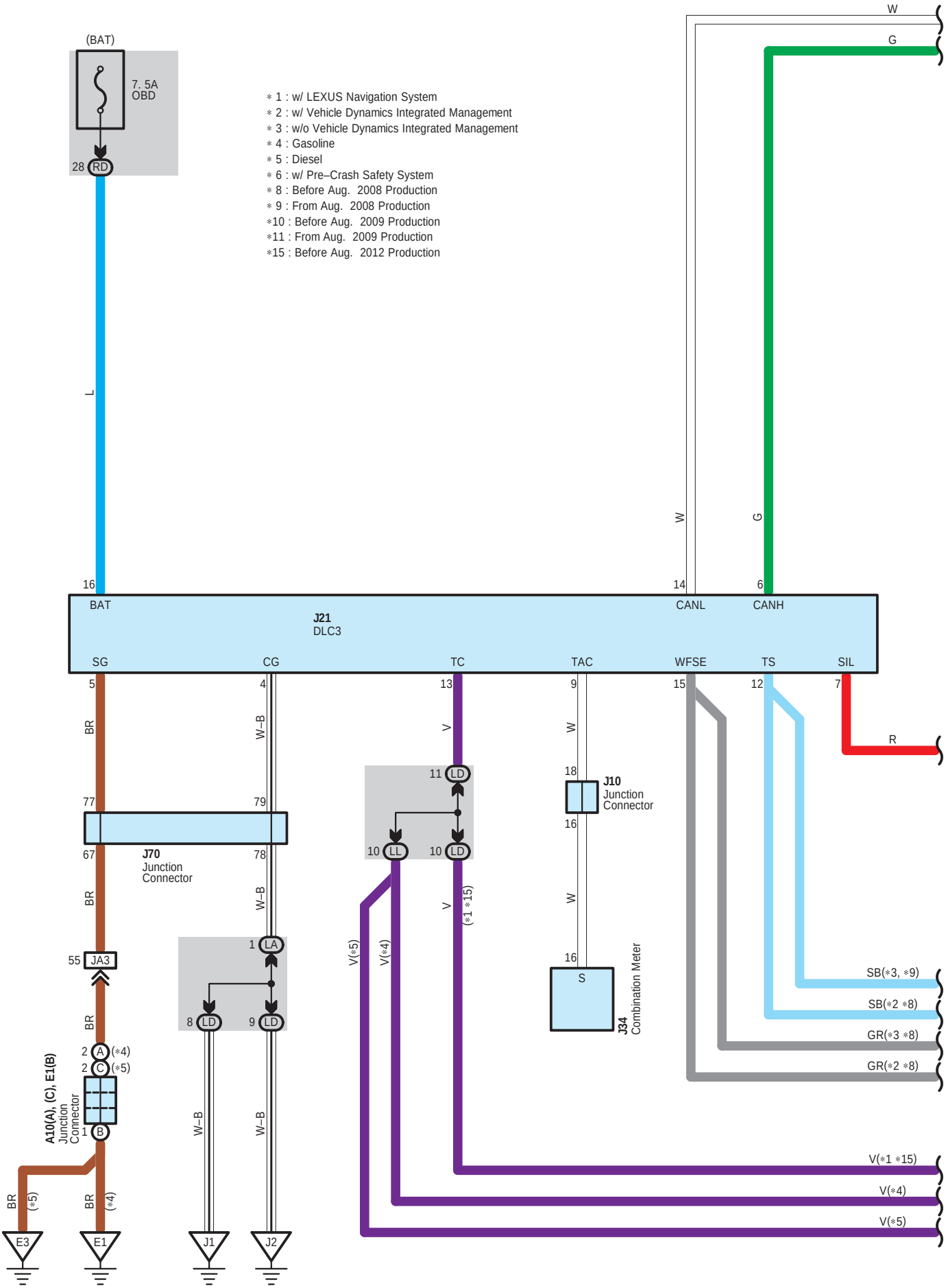
(BAT)
7. 5A
OBD
28 RD
L
16
BAT
∗ 1 : w/ LEXUS Navigation System
∗ 2 : w/ Vehicle Dynamics Integrated Management
∗ 3 : w/o Vehicle Dynamics Integrated Management
∗ 4 : Gasoline
∗ 5 : Diesel
∗ 6 : w/ Pre–Crash Safety System
∗ 8 : Before Aug. 2008 Production
∗ 9 : From Aug. 2008 Production
∗10 : Before Aug. 2009 Production
∗11 : From Aug. 2009 Production
∗15 : Before Aug. 2012 Production
W
G
W
G
14
6
CANL
CANH
J21
DLC3
SG
CG
TC
TAC
WFSE
TS
SIL
5
4
13
9
15
12
7
BR
W–B
V
W
R
77
79
67
78
J70
Junction
Connector
BR
W–B
V
W
55 JA3
1 LA
8 LD
9 LD
11 LD
10 LL
10 LD
(∗1 ∗15)
V(∗5)
V(∗4)
18
16
J10
Junction
Connector
16
S
J34
Combination Meter
SB(∗3, ∗9)
SB(∗2 ∗8)
GR(∗3 ∗8)
GR(∗2 ∗8)
BR
2 A (∗4)
2 C (∗5)
1 B
A10(A), (C), E1(B)
Junction
Connector
W–B
W–B
V(∗1 ∗15)
V(∗4)
V(∗5)
BR
(∗5)
BR
(∗4)
E3
E1
J1
J2

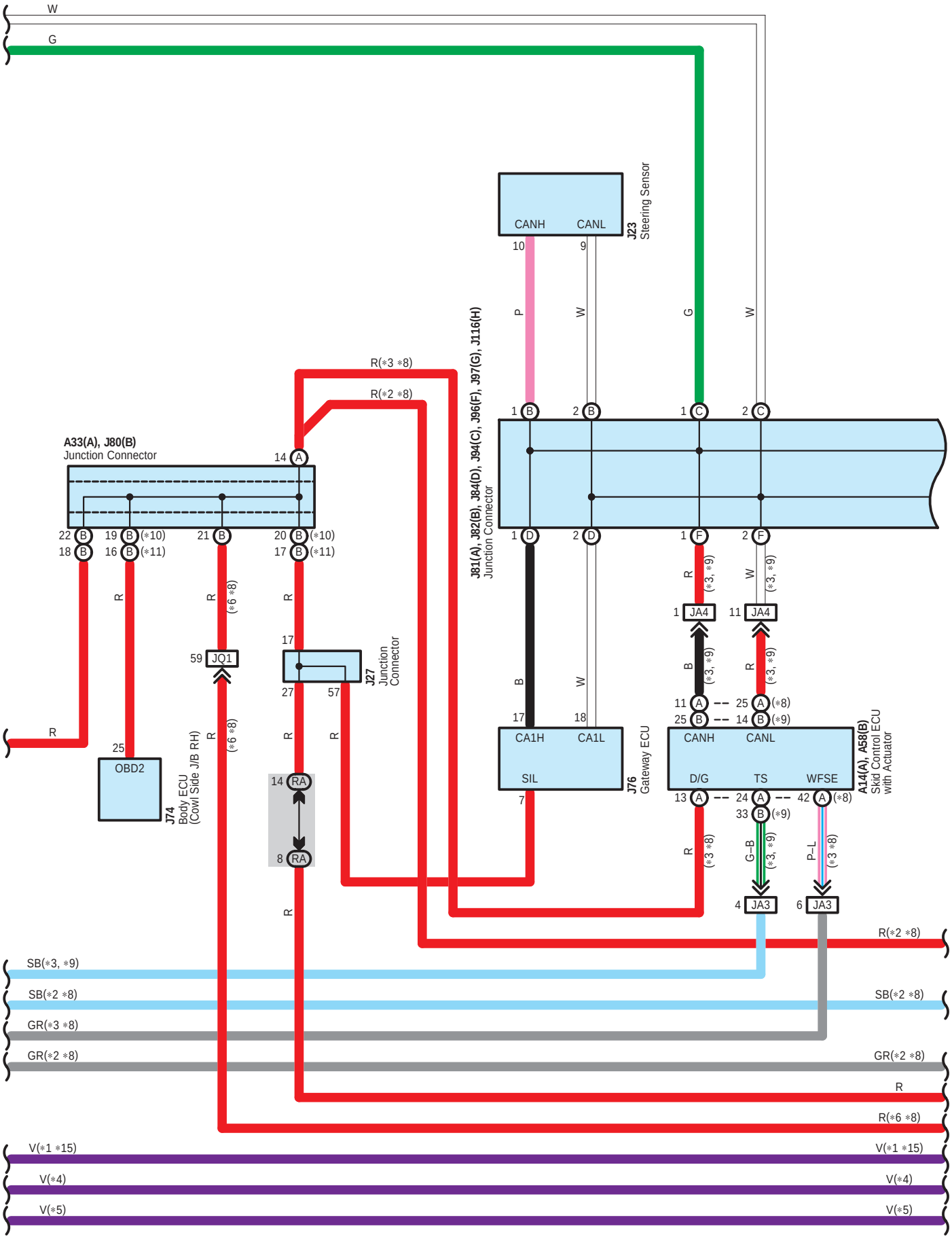
W
G
CANH
CANL
J23
Steering Sensor
10
9
P
W
G
W
R(*3 *8)
R(*2 *8)
J81(A), J82(B), J84(D), J94(C), J96(F), J97(G), J116(H)
Junction Connector
1 B
2 B
1 C
2 C
A33(A), J80(B)
Junction Connector
14 A
22 B
18 B
19 B (*10)
16 B (*11)
21 B
20 B (*10)
17 B (*11)
1 D
2 D
1 F
2 F
R
(*3, *9)
W
(*3, *9)
1 JA4
11 JA4
R
R
(*6 *8)
R
59 JQ1
17
J27
Junction
Connector
27
57
B
(*3, *9)
R
(*3, *9)
11 A
25 A (*8)
25 B
14 B (*9)
17
18
CA1H
CA1L
SIL
7
J76
Gateway ECU
CANH
CANL
D/G
TS
WFSE
13 A
24 A
42 A (*8)
33 B (*9)
A14(A), A58(B)
Skid Control ECU
with Actuator
R
25
OBD2
J74
Body ECU
(Cowl Side J/B RH)
R
(*6 *8)
R
R
14 RA
8 RA
R
R
(*3 *8)
G–B
(*3, *9)
P–L
(*3 *8)
4 JA3
6 JA3
R(*2 *8)
SB(*3, *9)
SB(*2 *8)
SB(*2 *8)
GR(*3 *8)
GR(*2 *8)
GR(*2 *8)
R
R(*6 *8)
V(*1 *15)
V(*1 *15)
V(*4)
V(*4)
V(*5)
V(*5)

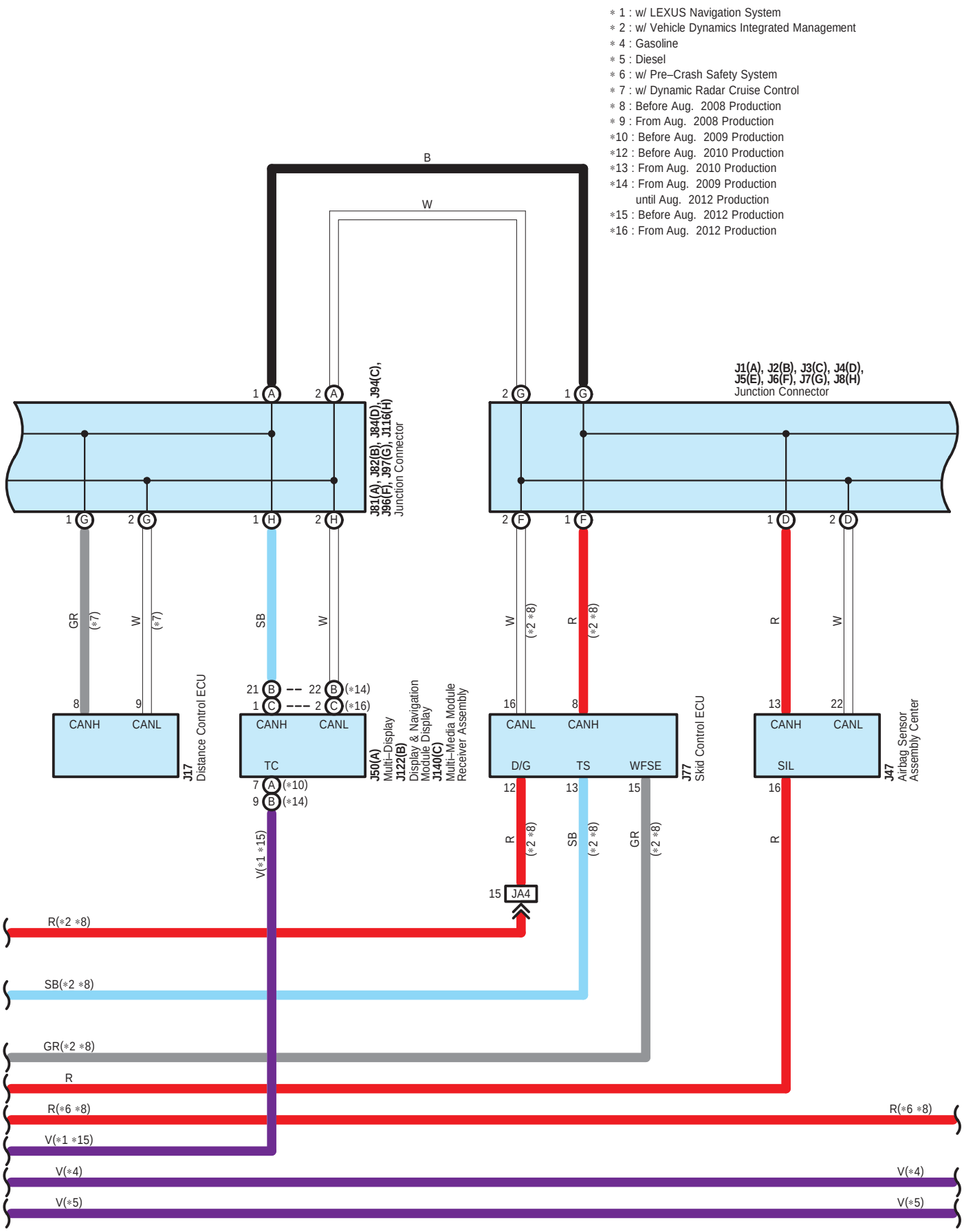
∗ 1 : w/ LEXUS Navigation System
∗ 2 : w/ Vehicle Dynamics Integrated Management
∗ 4 : Gasoline
∗ 5 : Diesel
∗ 6 : w/ Pre–Crash Safety System
∗ 7 : w/ Dynamic Radar Cruise Control
∗ 8 : Before Aug. 2008 Production
∗ 9 : From Aug. 2008 Production
∗10 : Before Aug. 2009 Production
∗12 : Before Aug. 2010 Production
∗13 : From Aug. 2010 Production
∗14 : From Aug. 2009 Production until Aug. 2012 Production
∗15 : Before Aug. 2012 Production
∗16 : From Aug. 2012 Production
B
W
J81(A), J82(B), J84(D), J94(C), J96(F), J97(G), J116(H) Junction Connector
J1(A), J2(B), J3(C), J4(D), J5(E), J6(F), J7(G), J8(H) Junction Connector
GR (∗7)
W (∗7)
SB
W
W (∗2 ∗8)
R (∗2 ∗8)
R
W
CANH
CANL
J17 Distance Control ECU
TC
J50(A) Multi–Display
J122(B) Display & Navigation Module Display
J140(C) Multi–Media Module Receiver Assembly
D/G
TS
WFSE
J77 Skid Control ECU
SIL
J47 Airbag Sensor Assembly Center
V(∗1 ∗15)
R (∗2 ∗8)
SB (∗2 ∗8)
GR (∗2 ∗8)
JA4
R(∗2 ∗8)
SB(∗2 ∗8)
GR(∗2 ∗8)
R
R(∗6 ∗8)
V(∗1 ∗15)
V(∗4)
V(∗5)

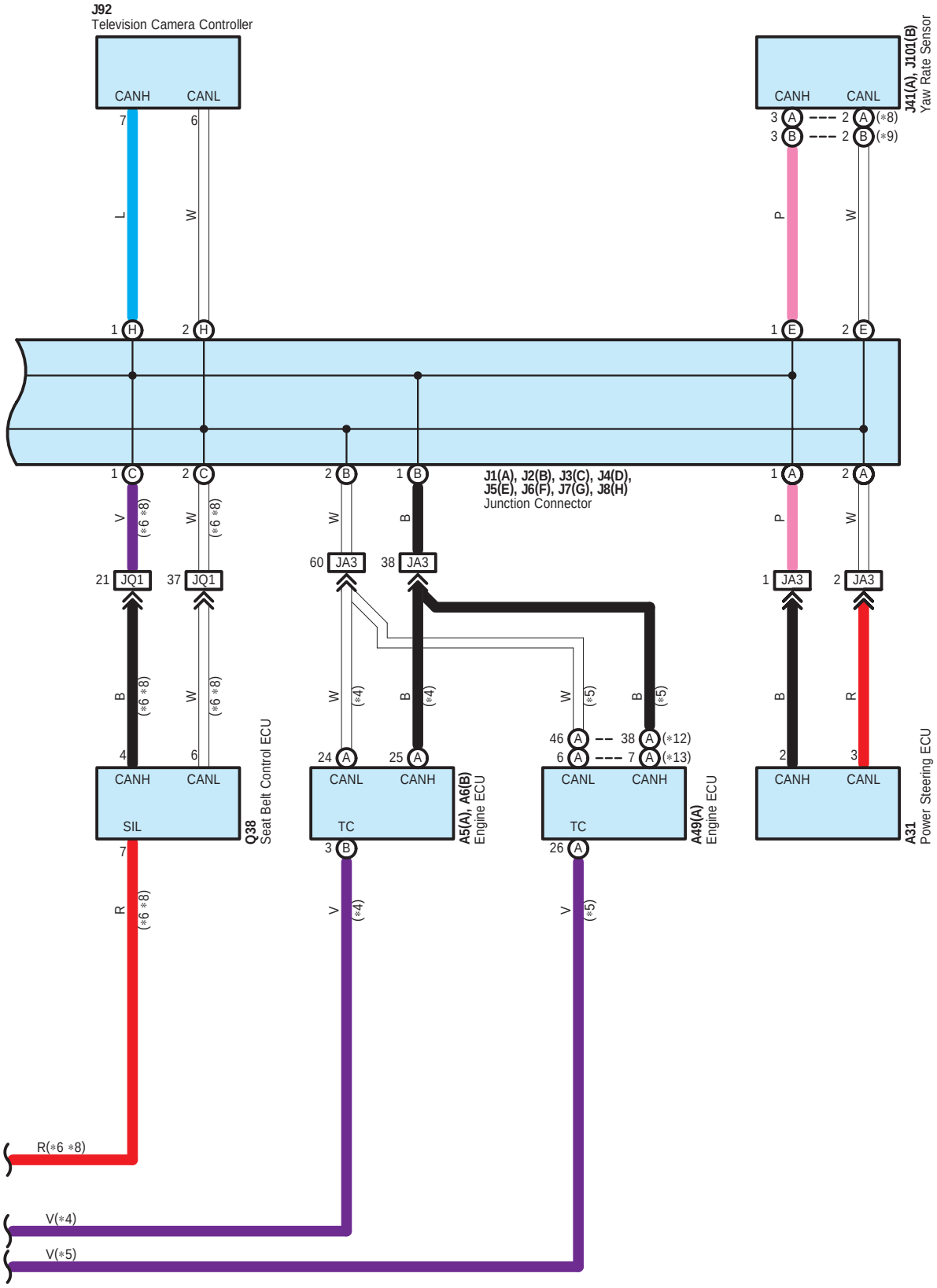
J92
Television Camera Controller
CANH
CANL
J41(A), J101(B)
Yaw Rate Sensor
J1(A), J2(B), J3(C), J4(D),
J5(E), J6(F), J7(G), J8(H)
Junction Connector
JQ1
JA3
SIL
TC
Q38
Seat Belt Control ECU
A5(A), A6(B)
Engine ECU
A49(A)
Engine ECU
A31
Power Steering ECU
R(∗6 ∗8)
V(∗4)
V(∗5)

A 5
White

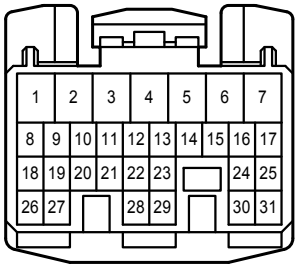

A 6
White

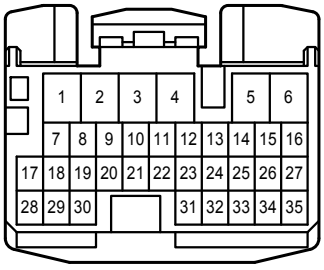

A 10
Gray



(3GR-FE, 2GR-FSE, 4GR-FSE)

A 10
White



(2AD-FHV, 2AD-FTV)

A 14
Black

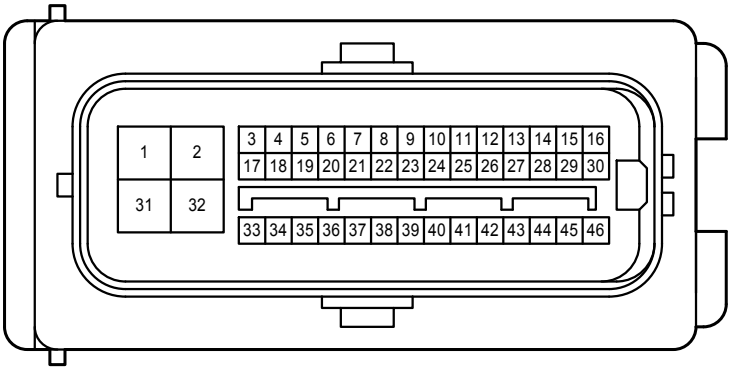

A 31
Black

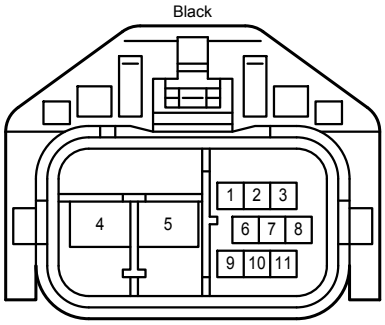

A 33
Blue

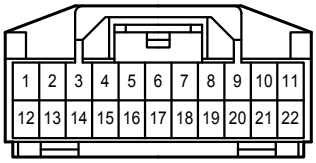

A 49
Black

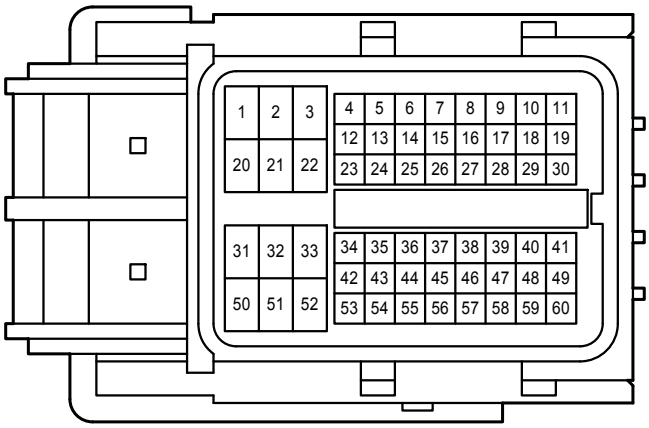

A 58
Black

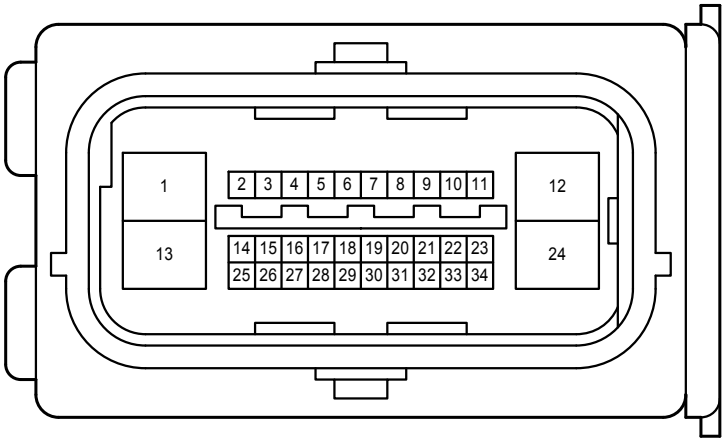

E 1
Gray



J 1
White

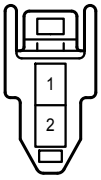

J 2
White

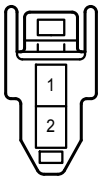

J 3
White

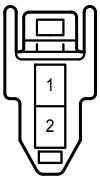

J 4
White

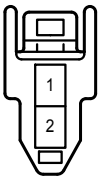

J 5
White

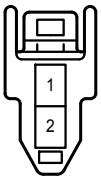

J 6
White

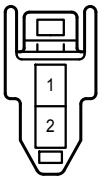

J 7
White

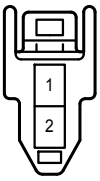

J 8
White

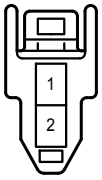

J 10
Blue

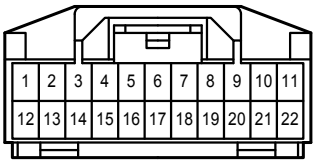

J 17
White

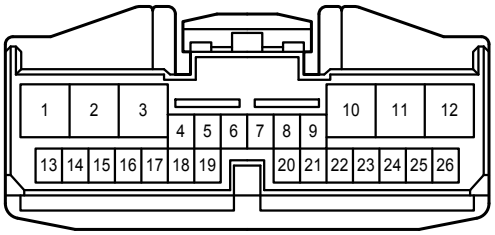

J 21
White

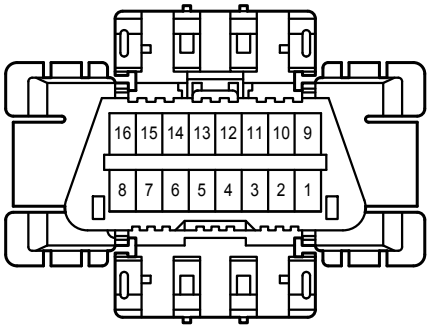

J 23
Gray

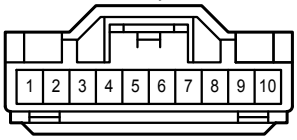

J 27
White

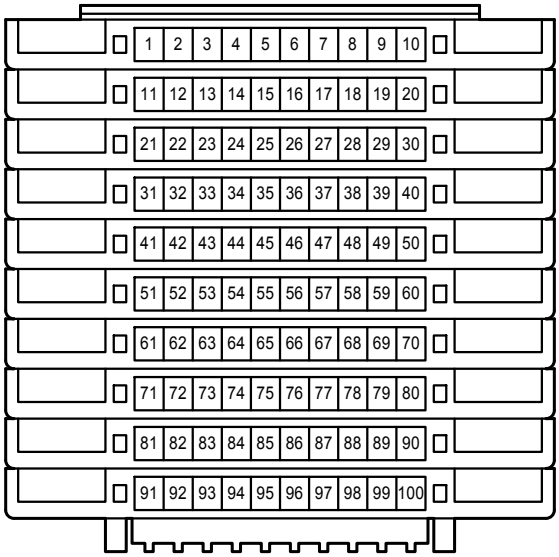

J 34
Black

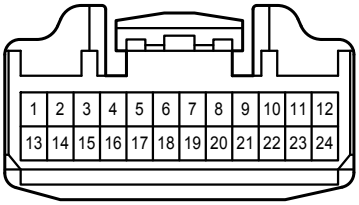

J 41
Black



J 47
Yellow

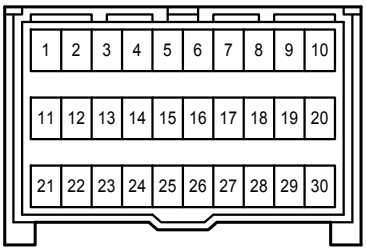

J 50
White

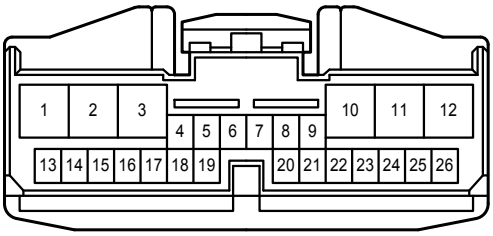

J 70
White

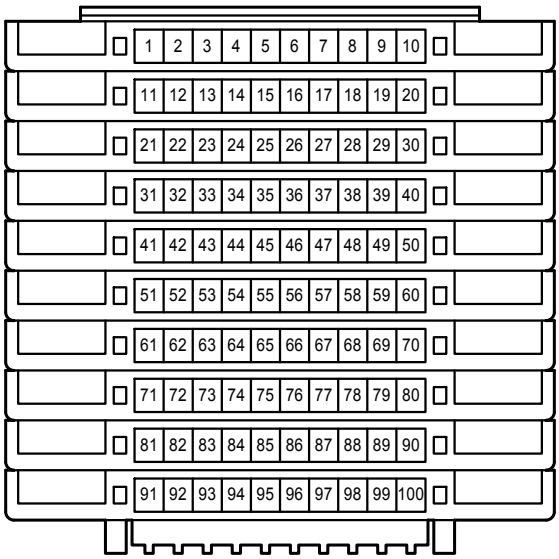

J 74
White

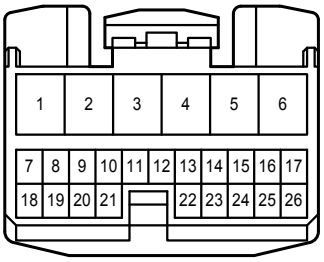

J 76
White

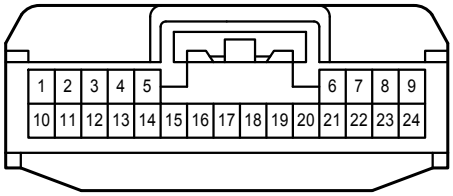

J 77
Gray

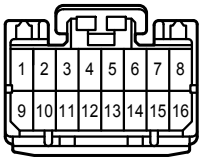

J 80
Blue

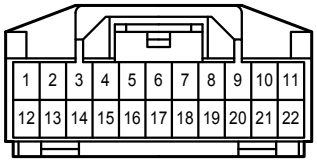

J 81
White

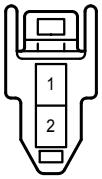

J 82
White

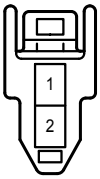

J 84
White

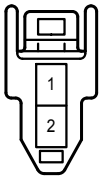

J 92
Black

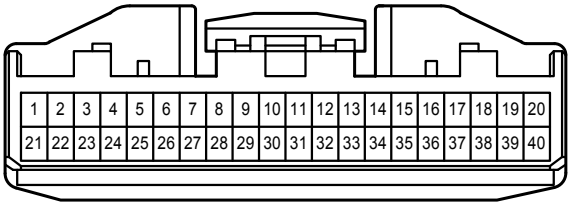

J 94
White

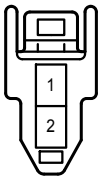

J 96
White

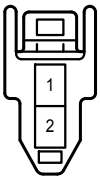

J 97
White

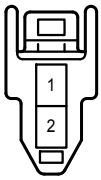

J101
Black



J116
White

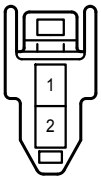

J122
White

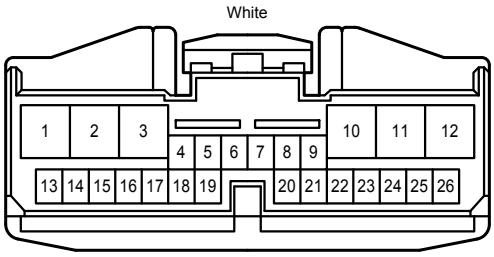

J140
White

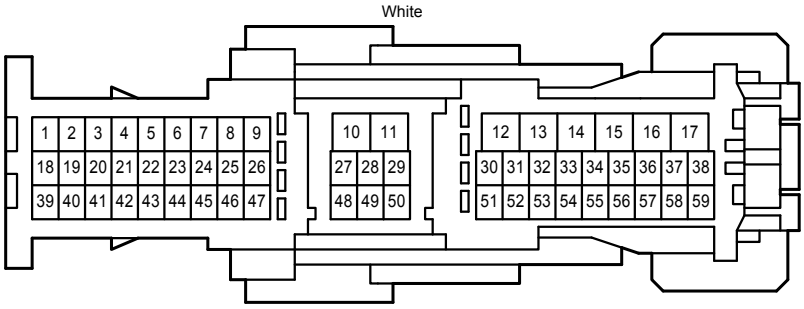

Q 38
White

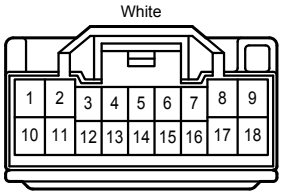

LA
White

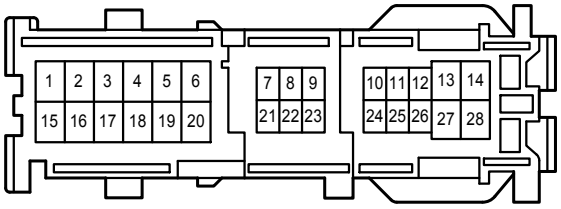

LD
White

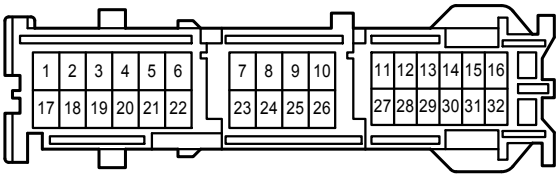

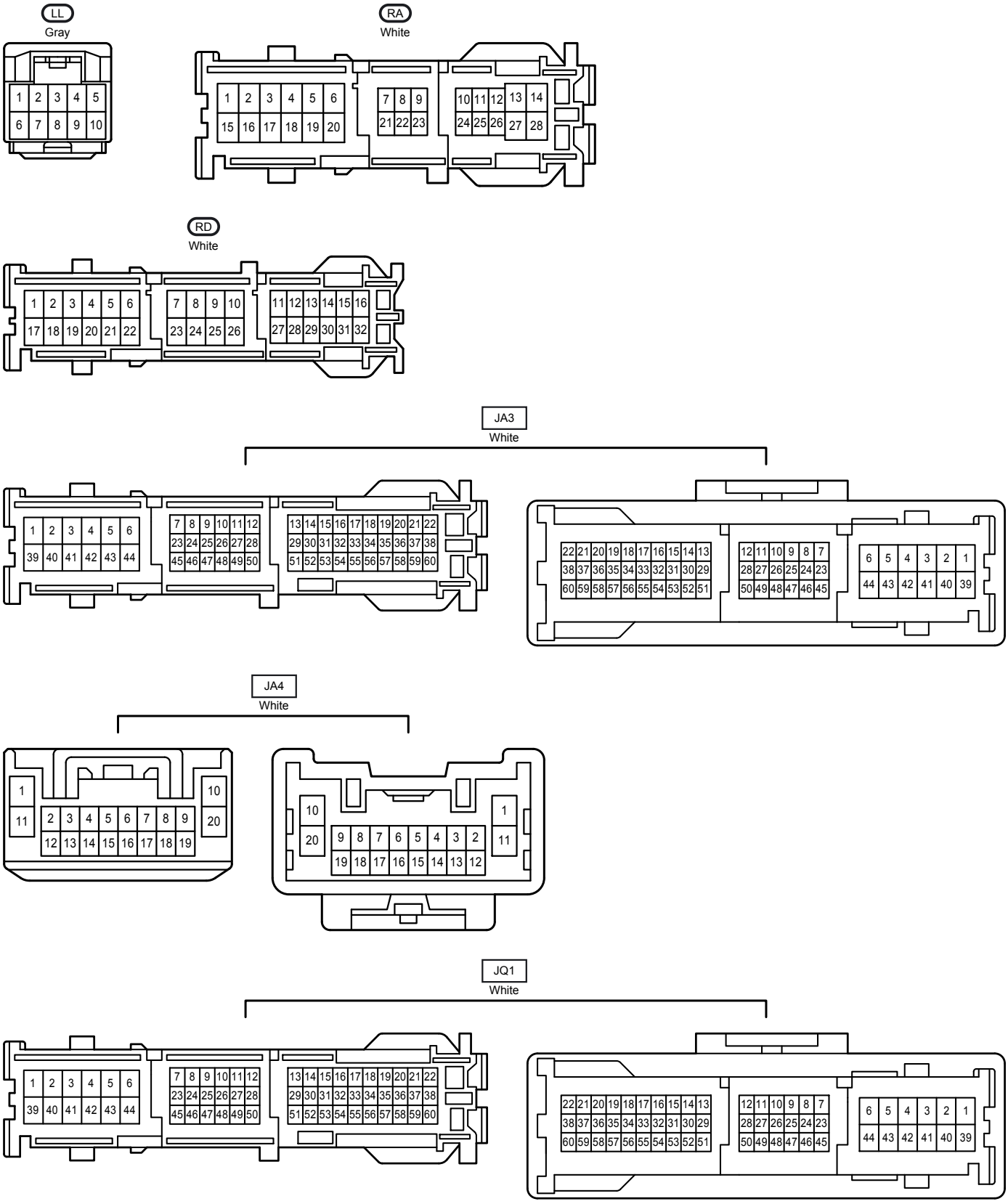
LL
Gray
RA
White
RD
White
JA3
White
JA4
White
JQ1
White