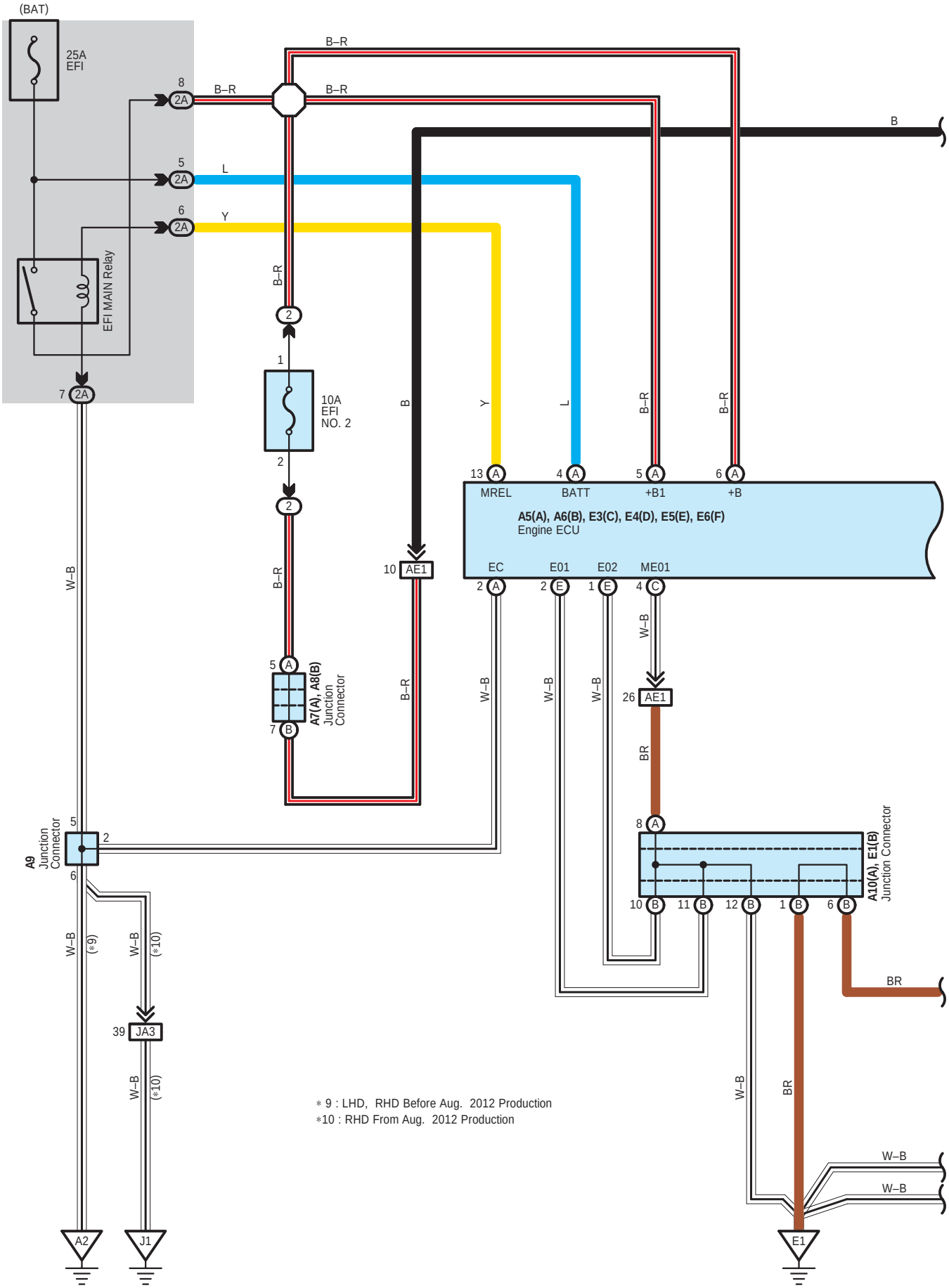
(BAT)
25A
EFI
EFI MAIN Relay
10A
EFI
NO. 2
A5(A), A6(B), E3(C), E4(D), E5(E), E6(F)
Engine ECU
MREL
BATT
+B1
+B
EC
E01
E02
ME01
AE1
JA3
A7(A), A8(B)
Junction
Connector
A9
Junction
Connector
A10(A), E1(B)
Junction Connector
A2
J1
E1
B–R
B
L
Y
W–B
BR
(*9)
(*10)
* 9 : LHD, RHD Before Aug. 2012 Production
*10 : RHD From Aug. 2012 Production

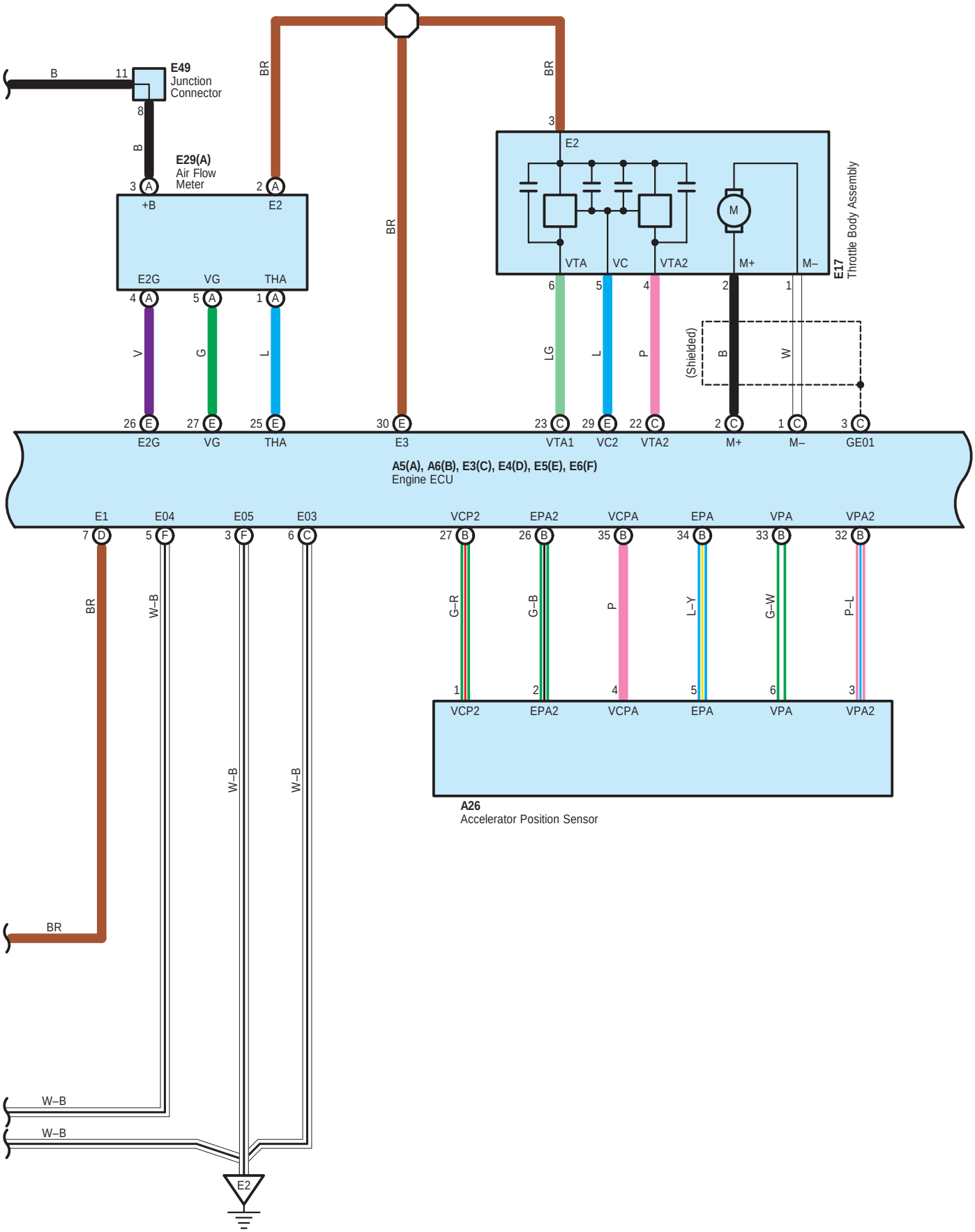
E49
Junction
Connector
B
11
8
B
E29(A)
Air Flow
Meter
3 A
+B
2 A
E2
E2G
VG
THA
4 A
5 A
1 A
V
G
L
BR
BR
BR
3
E2
VTA
VC
VTA2
M+
M–
M
E17
Throttle Body Assembly
6
5
4
2
1
LG
L
P
(Shielded)
B
W
26 E
27 E
25 E
30 E
23 C
29 E
22 C
2 C
1 C
3 C
E2G
VG
THA
E3
VTA1
VC2
VTA2
M+
M–
GE01
A5(A), A6(B), E3(C), E4(D), E5(E), E6(F)
Engine ECU
E1
E04
E05
E03
VCP2
EPA2
VCPA
EPA
VPA
VPA2
7 D
5 F
3 F
6 C
27 B
26 B
35 B
34 B
33 B
32 B
BR
W–B
W–B
W–B
G–R
G–B
P
L–Y
G–W
P–L
1
2
4
5
6
3
VCP2
EPA2
VCPA
EPA
VPA
VPA2
A26
Accelerator Position Sensor
BR
W–B
W–B
E2

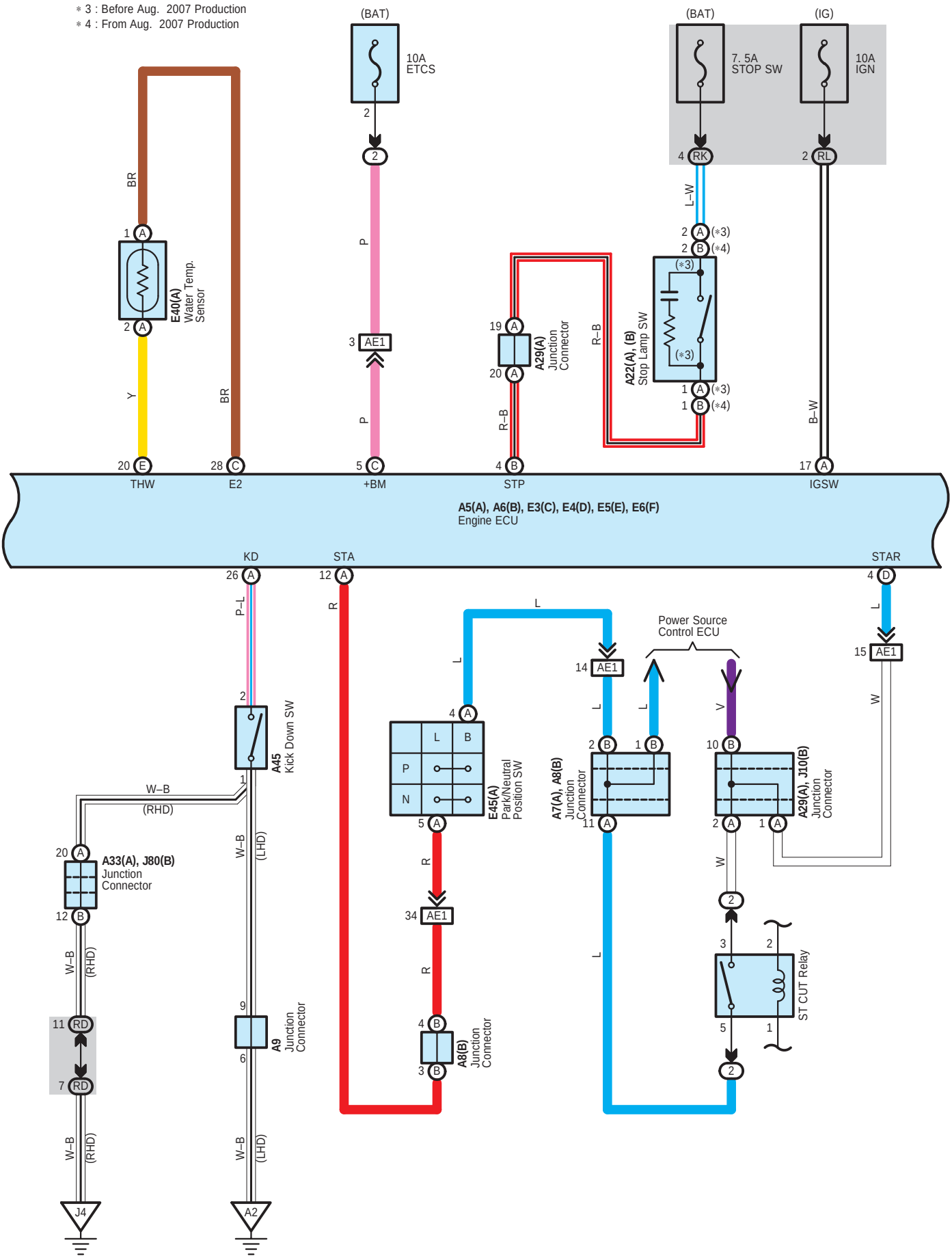
* 3 : Before Aug. 2007 Production
* 4 : From Aug. 2007 Production
(BAT)
10A
ETCS
(BAT)
7. 5A
STOP SW
(IG)
10A
IGN
E40(A)
Water Temp.
Sensor
A29(A)
Junction
Connector
A22(A), (B)
Stop Lamp SW
THW
E2
+BM
STP
IGSW
A5(A), A6(B), E3(C), E4(D), E5(E), E6(F)
Engine ECU
KD
STA
STAR
A45
Kick Down SW
A33(A), J80(B)
Junction
Connector
A9
Junction
Connector
E45(A)
Park/Neutral
Position SW
A8(B)
Junction
Connector
A7(A), A8(B)
Junction
Connector
Power Source
Control ECU
A29(A), J10(B)
Junction
Connector
ST CUT Relay
J4
A2

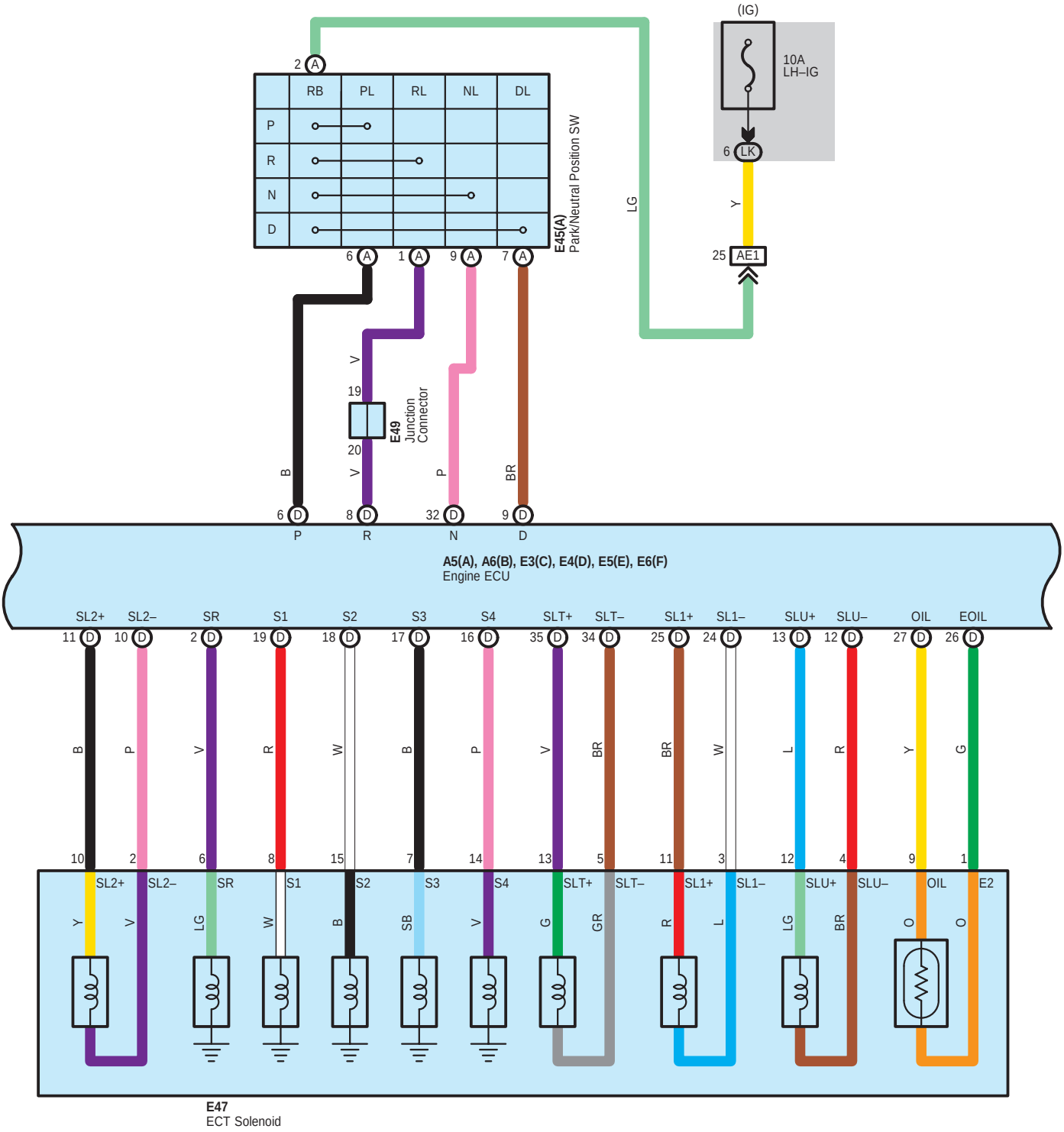
(IG)
10A
LH–IG
6 LK
Y
25 AE1
LG
2 A
RB PL RL NL DL
P
R
N
D
E45(A)
Park/Neutral Position SW
6 A 1 A 9 A 7 A
V
19
E49
Junction
Connector
20
B
V
P
BR
6 D 8 D 32 D 9 D
P R N D
A5(A), A6(B), E3(C), E4(D), E5(E), E6(F)
Engine ECU
SL2+ SL2– SR S1 S2 S3 S4 SLT+ SLT– SL1+ SL1– SLU+ SLU– OIL EOIL
11 D 10 D 2 D 19 D 18 D 17 D 16 D 35 D 34 D 25 D 24 D 13 D 12 D 27 D 26 D
B P V R W B P V BR BR W L R Y G
10 2 6 8 15 7 14 13 5 11 3 12 4 9 1
SL2+ SL2– SR S1 S2 S3 S4 SLT+ SLT– SL1+ SL1– SLU+ SLU– OIL E2
Y V LG W B SB V G GR R L LG BR O O
E47
ECT Solenoid

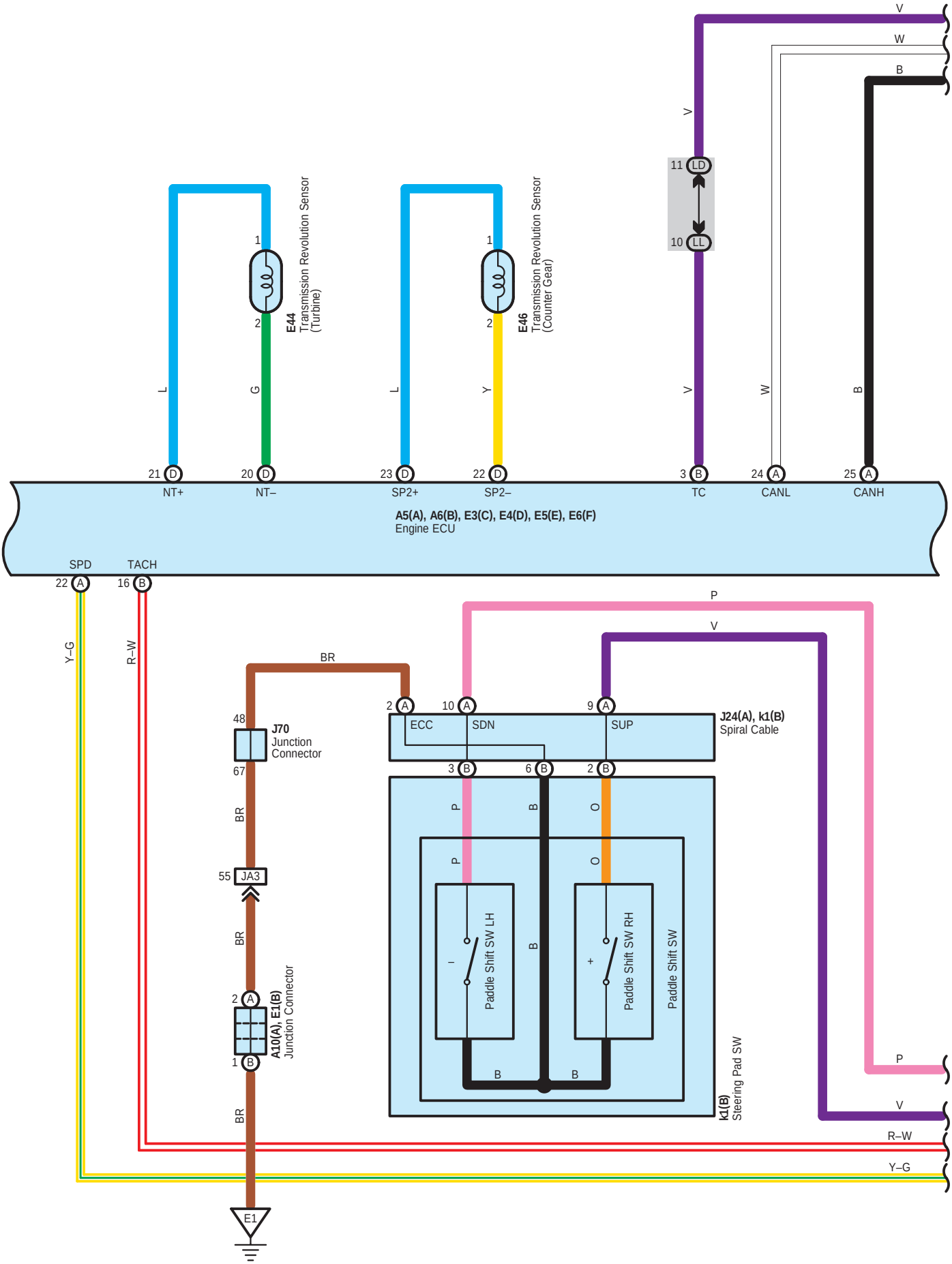
E44
Transmission Revolution Sensor
(Turbine)
E46
Transmission Revolution Sensor
(Counter Gear)
11 LD
10 LL
21 D NT+
20 D NT–
23 D SP2+
22 D SP2–
3 B TC
24 A CANL
25 A CANH
A5(A), A6(B), E3(C), E4(D), E5(E), E6(F)
Engine ECU
SPD
TACH
22 A
16 B
J70
Junction Connector
48
67
55 JA3
A10(A), E1(B)
Junction Connector
2 A
1 B
E1
2 A ECC
10 A SDN
9 A SUP
J24(A), k1(B)
Spiral Cable
3 B
6 B
2 B
Paddle Shift SW LH
Paddle Shift SW RH
Paddle Shift SW
k1(B)
Steering Pad SW
V
W
B
L
G
Y
P
BR
Y–G
R–W

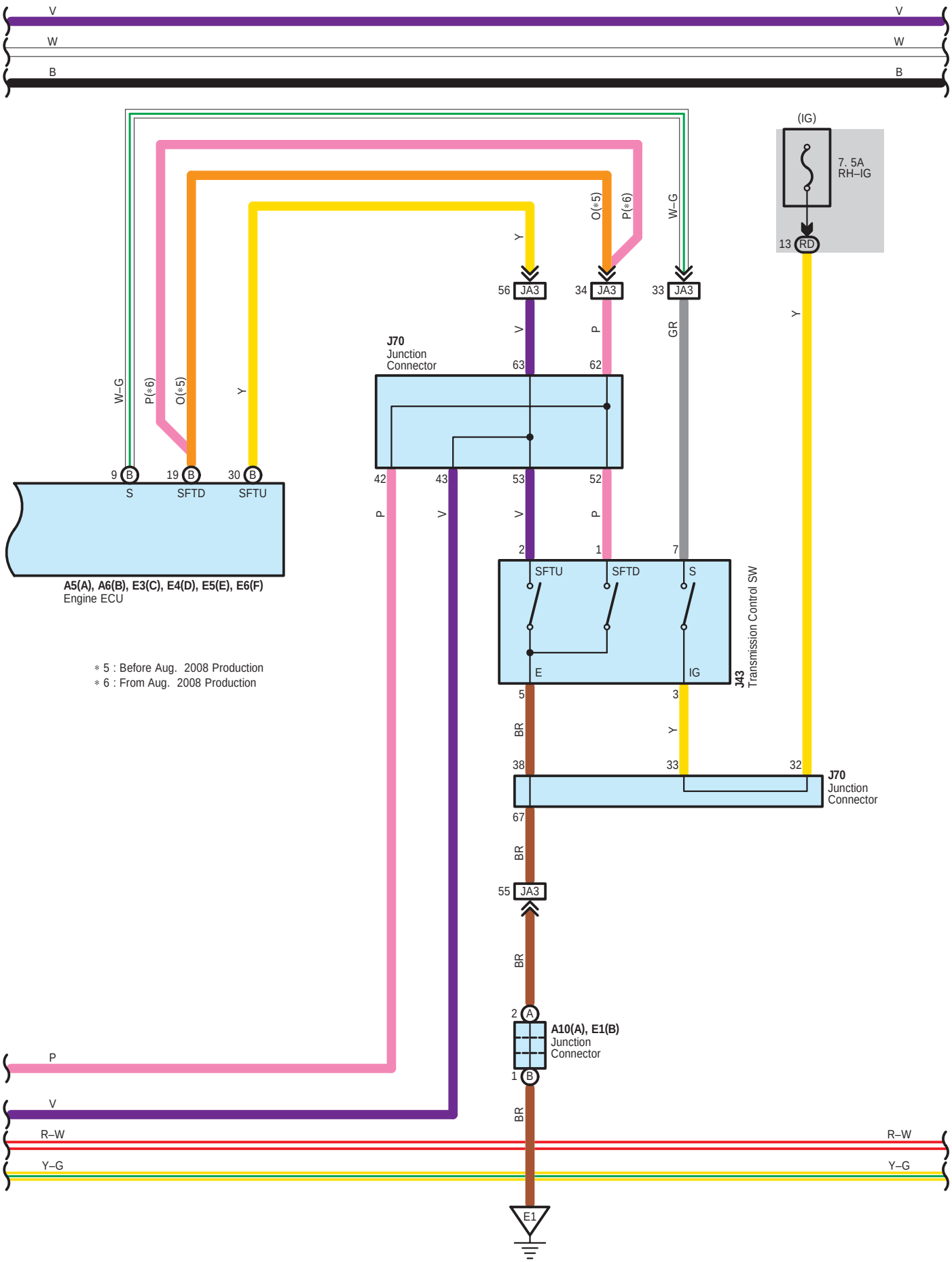
V
W
B
(IG)
7. 5A
RH–IG
13 RD
Y
O(*5)
P(*6)
W–G
56 JA3
34 JA3
33 JA3
V
P
GR
J70
Junction
Connector
63
62
42
43
53
52
2
1
7
9 B
19 B
30 B
S
SFTD
SFTU
A5(A), A6(B), E3(C), E4(D), E5(E), E6(F)
Engine ECU
SFTU
SFTD
S
E
IG
J43
Transmission Control SW
5
3
BR
38
33
32
J70
Junction
Connector
67
55 JA3
2 A
A10(A), E1(B)
Junction
Connector
1 B
R–W
Y–G
E1
* 5 : Before Aug. 2008 Production
* 6 : From Aug. 2008 Production

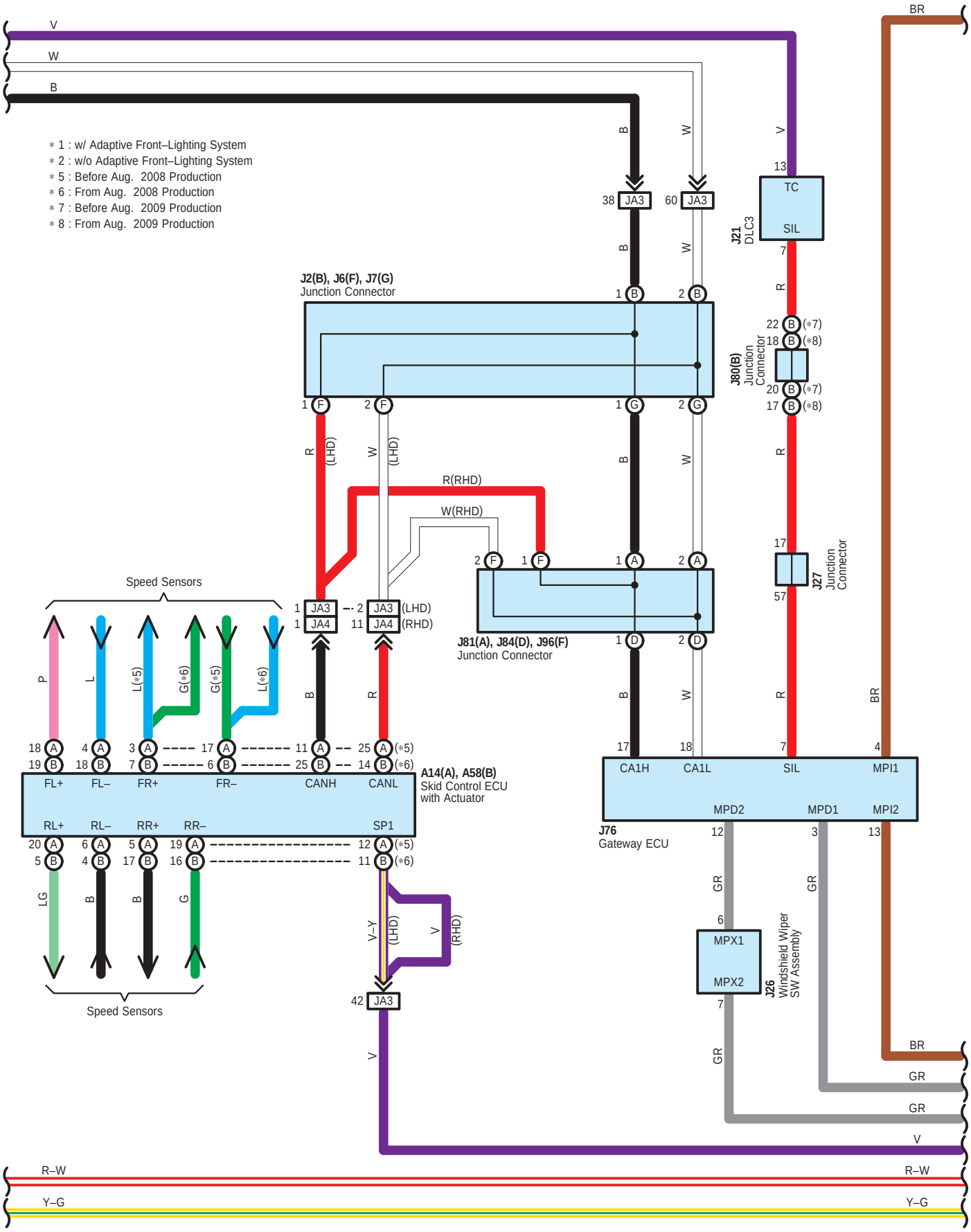
V
W
B
BR
∗ 1 : w/ Adaptive Front–Lighting System
∗ 2 : w/o Adaptive Front–Lighting System
∗ 5 : Before Aug. 2008 Production
∗ 6 : From Aug. 2008 Production
∗ 7 : Before Aug. 2009 Production
∗ 8 : From Aug. 2009 Production
38 JA3
60 JA3
J21 DLC3
TC
SIL
J2(B), J6(F), J7(G)
Junction Connector
J80(B) Junction Connector
J27 Junction Connector
R(RHD)
W(RHD)
(LHD)
(RHD)
Speed Sensors
J81(A), J84(D), J96(F)
Junction Connector
A14(A), A58(B)
Skid Control ECU
with Actuator
FL+
FL–
FR+
FR–
CANH
CANL
RL+
RL–
RR+
RR–
SP1
CA1H
CA1L
SIL
MPI1
MPD2
MPD1
MPI2
J76
Gateway ECU
MPX1
MPX2
J26 Windshield Wiper SW Assembly
42 JA3
R–W
Y–G

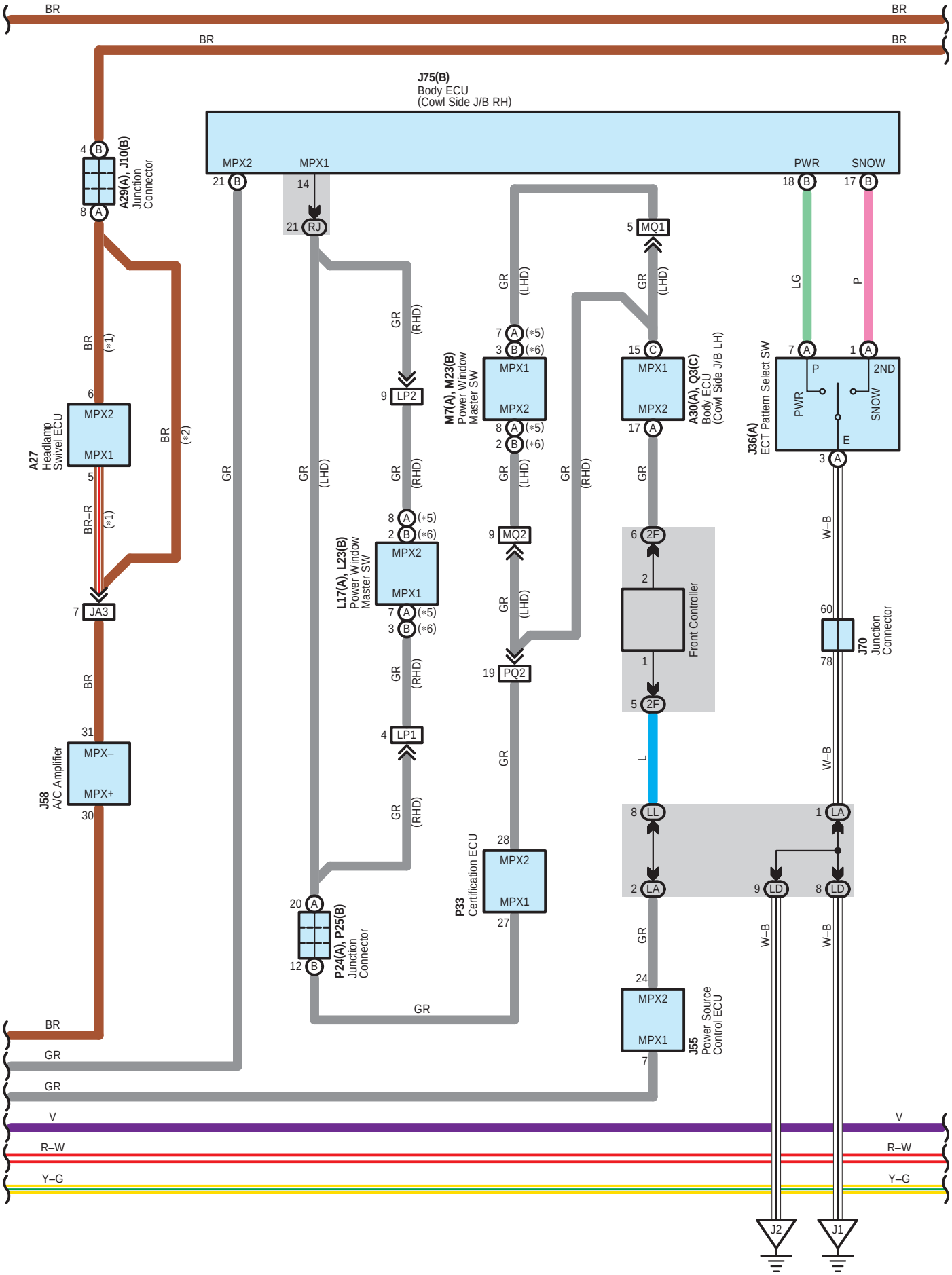
J75(B)
Body ECU
(Cowl Side J/B RH)
MPX2
MPX1
PWR
SNOW
A29(A), J10(B)
Junction
Connector
A27
Headlamp
Swivel ECU
J58
A/C Amplifier
MPX–
MPX+
JA3
LP2
LP1
RJ
MQ1
MQ2
PQ2
M7(A), M23(B)
Power Window
Master SW
L17(A), L23(B)
Power Window
Master SW
P33
Certification ECU
P24(A), P25(B)
Junction
Connector
A30(A), Q3(C)
Body ECU
(Cowl Side J/B LH)
Front Controller
J36(A)
ECT Pattern Select SW
2ND
J70
Junction
Connector
J55
Power Source
Control ECU
J2
J1
BR
GR
V
R–W
Y–G
LG
P
W–B
L
BR–R
(LHD)
(RHD)
(*1)
(*2)
(*5)
(*6)

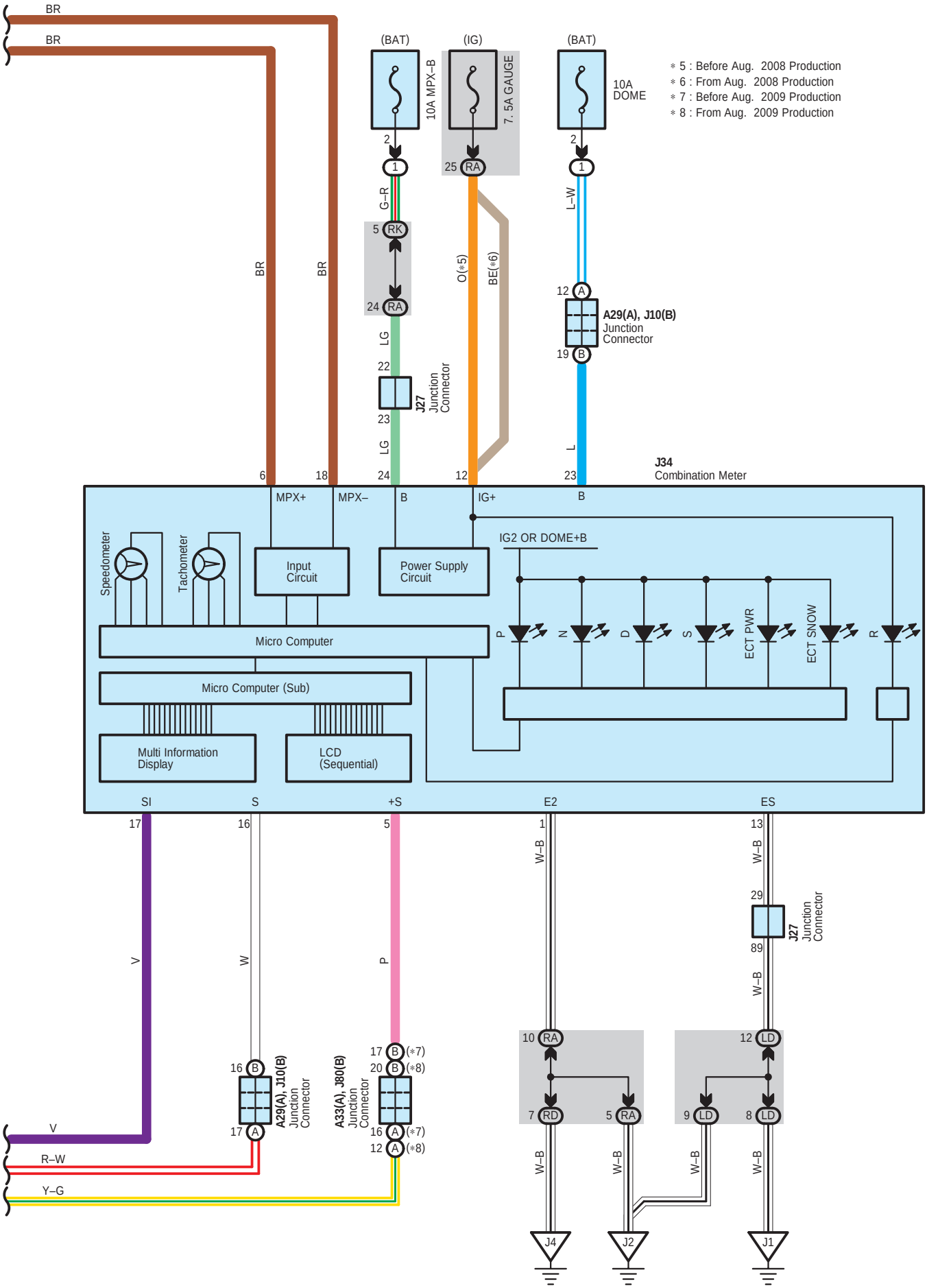
BR
BR
(BAT)
(IG)
(BAT)
10A MPX–B
7. 5A GAUGE
10A DOME
∗ 5 : Before Aug. 2008 Production
∗ 6 : From Aug. 2008 Production
∗ 7 : Before Aug. 2009 Production
∗ 8 : From Aug. 2009 Production
G–R
L–W
O(∗5)
BE(∗6)
A29(A), J10(B) Junction Connector
J27 Junction Connector
LG
L
J34 Combination Meter
MPX+
MPX–
B
IG+
B
IG2 OR DOME+B
Speedometer
Tachometer
Input Circuit
Power Supply Circuit
Micro Computer
Micro Computer (Sub)
Multi Information Display
LCD (Sequential)
P
N
D
S
ECT PWR
ECT SNOW
R
SI
S
+S
E2
ES
V
W
P
W–B
R–W
Y–G
A29(A), J10(B) Junction Connector
A33(A), J80(B) Junction Connector
J4
J2
J1

A 5
White

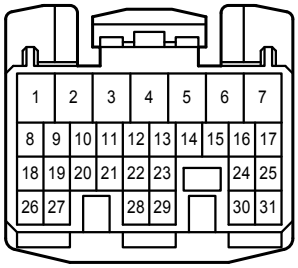


A 6
White

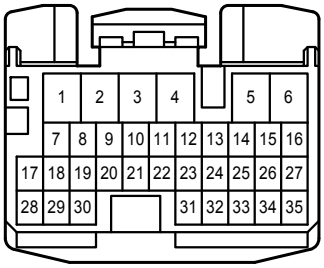


A 7
Blue

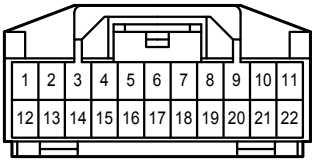


(3GR-FE, 2GR-FSE, 4GR-FSE)

A 7
White

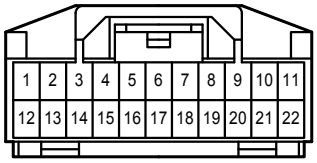


(2AD-FHV, 2AD-FTV)

A 8
Blue

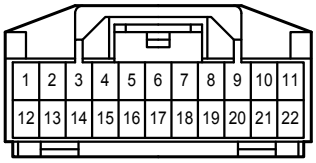


(3GR-FE, 2GR-FSE, 4GR-FSE)

A 8
White

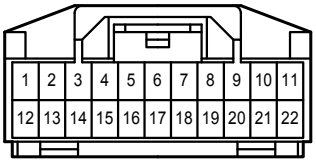


(2AD-FHV, 2AD-FTV)

A 9
White

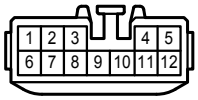


A 10
Gray




(3GR-FE, 2GR-FSE, 4GR-FSE)

A 10
White




(2AD-FHV, 2AD-FTV)

A 14
Black

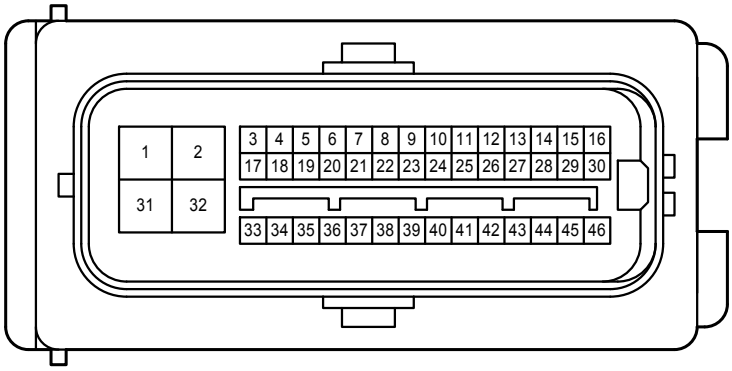


A 22
White

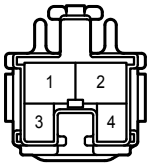


(Before Aug. 2007 Production)

A 22
Green

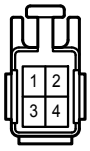


(From Aug. 2007 Production)

A 26
Black




A 27
White

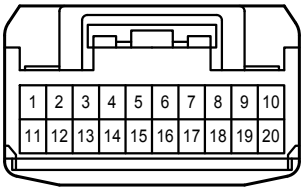

A 29
Blue

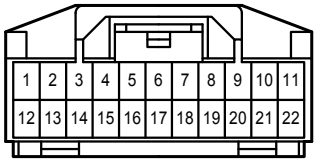


A 30
White

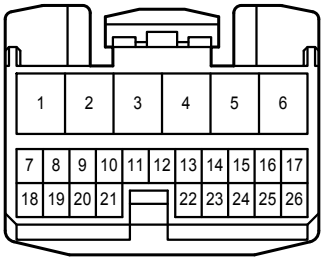


A 33
Blue

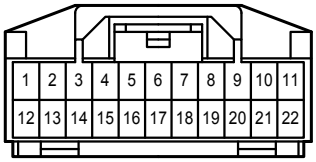


A 45
Black

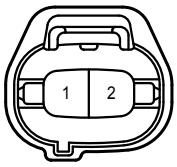


A 58
Black

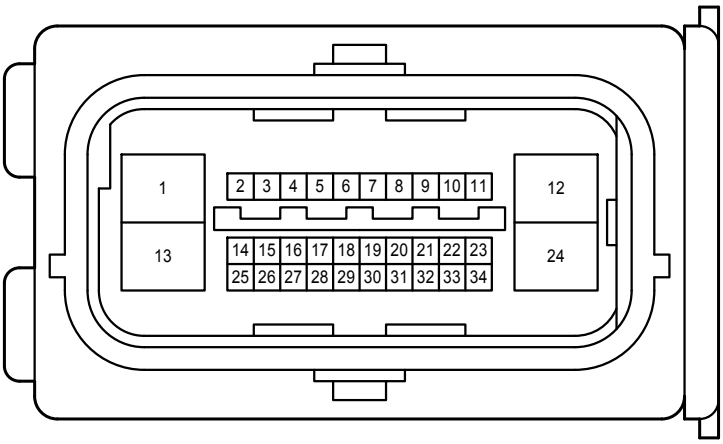


E 1
Gray

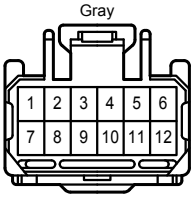


E 3
White

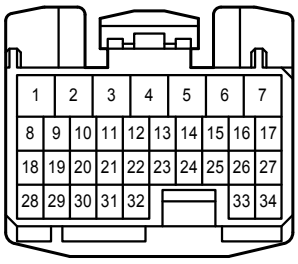


(4GR-FSE)

E 3
White

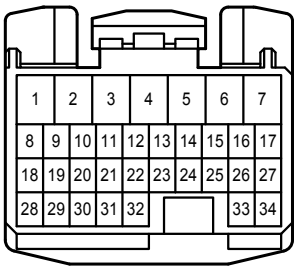


(2GR-FSE, 3GR-FE)

E 4
White

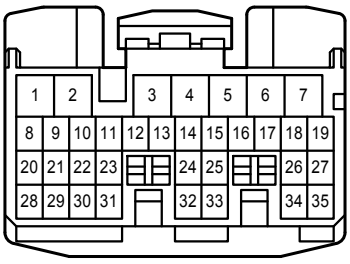


(4GR-FSE)

E 4
White

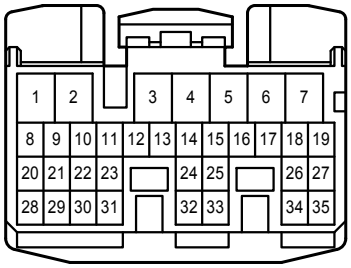


(2GR-FSE, 3GR-FE)

E 5
White

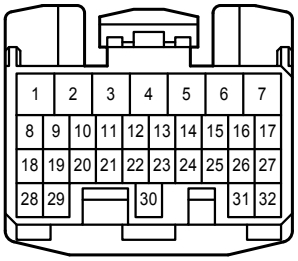


(4GR-FSE)

E 5
White




(2GR-FSE, 3GR-FE)

E 6
White

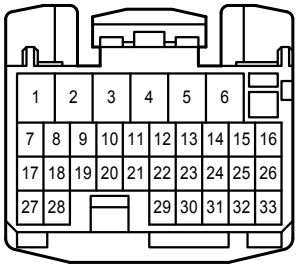


(4GR-FSE)

E 6
White

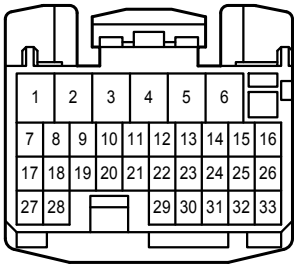


(2GR-FSE, 3GR-FE)

E 17
Black

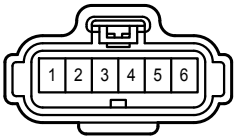


E 29
Black

(2GR-FSE, 4GR-FSE)

E 29
Black

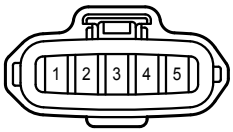


(3GR-FE)

E 40
Dark Gray

(2GR-FSE, 3GR-FE)

E 40
Gray

(4GR-FSE, 2AD-FHV, 2AD-FTV)

E 44
Black

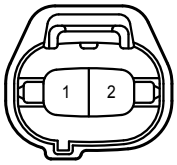


E 45
Gray

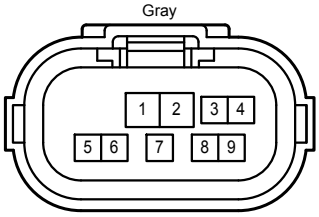


(2GR-FSE, 4GR-FSE)

E 45
Gray

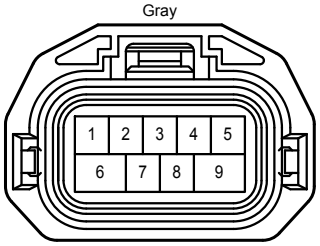


(3GR-FE)

E 46
Black

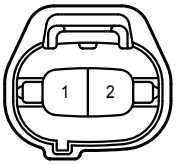


E 47
Gray

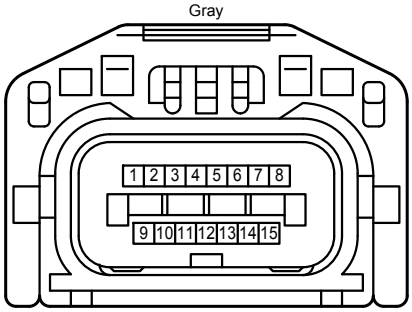


E 49
Black

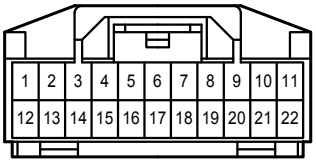


J 2
White

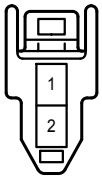


J 6
White

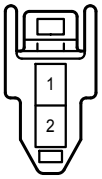


J 7
White

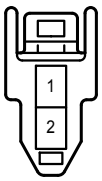


J 10
Blue

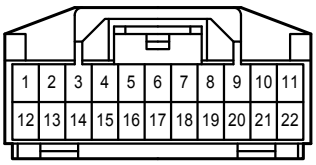


J 21
White

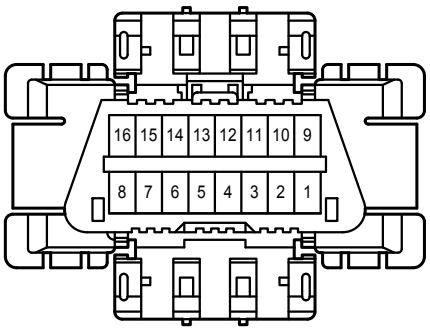

J 24
Black

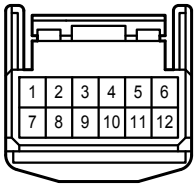


J 26
White

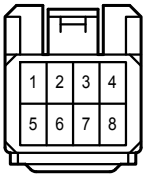


J 27
White

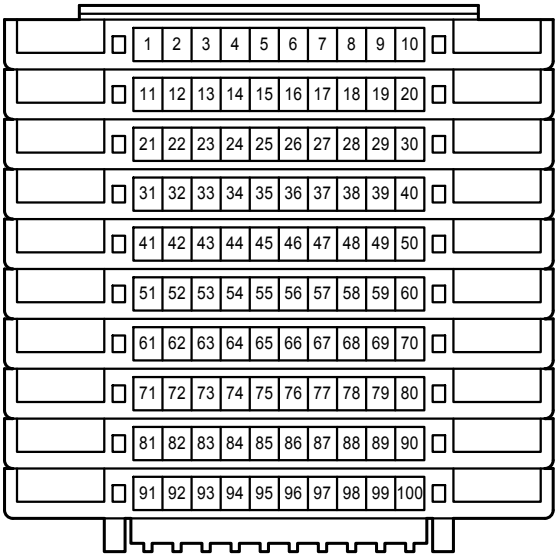


J 34
Black

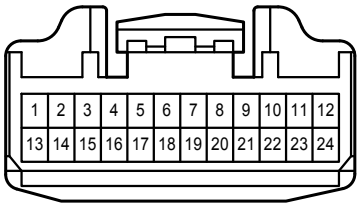


J 36
Black

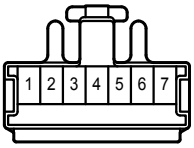


(w/ Snow Mode SW, Before Aug. 2011 Production)

J 36
White

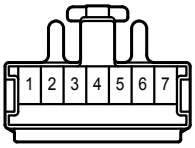


(w/o Snow Mode SW)

J 36
Blue

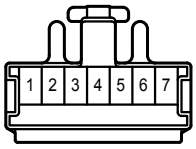


(From Aug. 2011 Production)

J 43
White




J 55
White

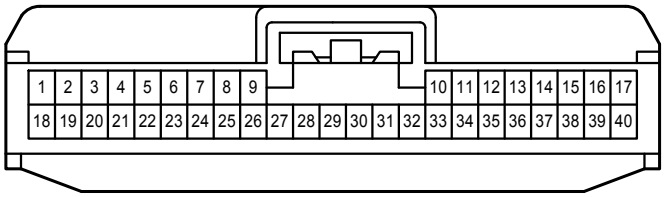


J 58
White

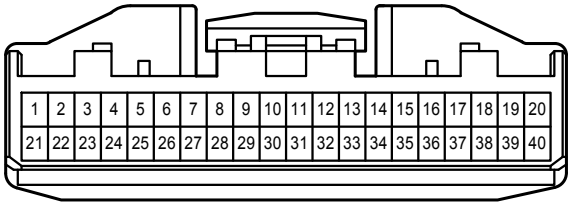


J 70
White

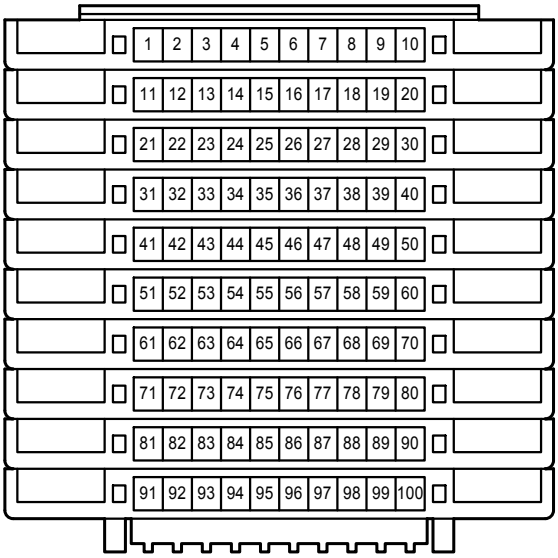

J 75
White

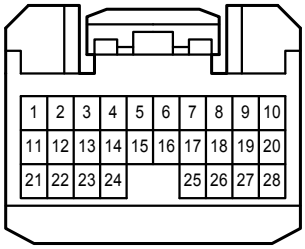


J 76
White

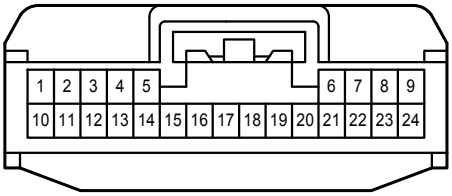


J 80
Blue

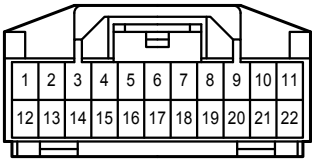


J 81
White

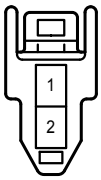


J 84
White

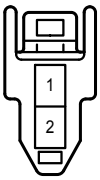


J 96
White

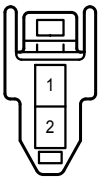


L 17
White

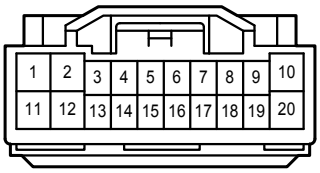


L 23
White

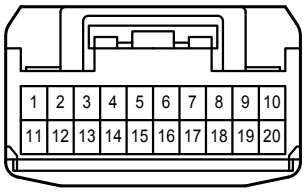


M 7
White

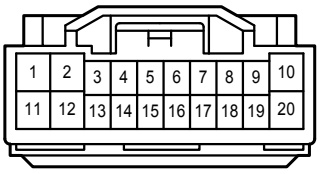


M 23
White

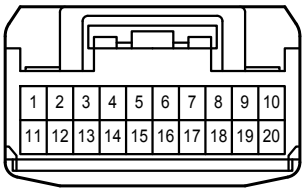


P 24
White

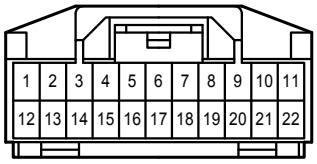


P 25
White

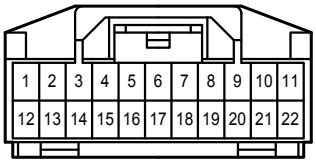


P 33
White

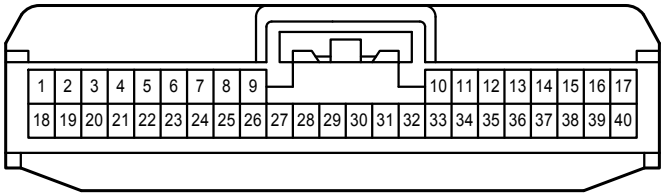


Q 3
White

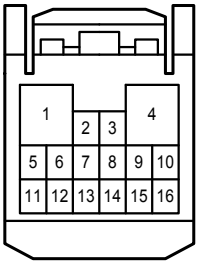


k 1
White

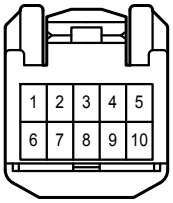


2A
White

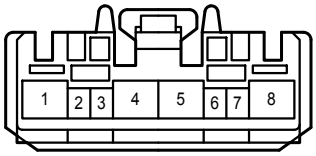


2F
Black

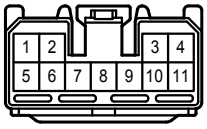


LA
White

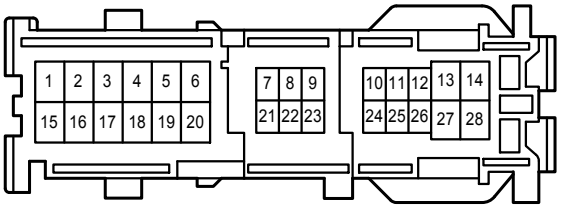

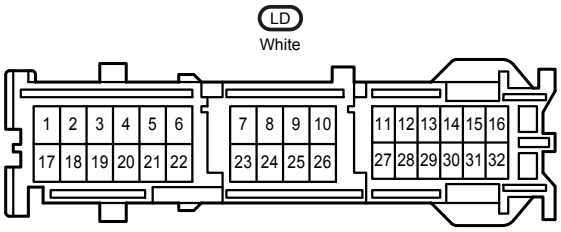
LD
White
1 2 3 4 5 6
17 18 19 20 21 22
7 8 9 10
23 24 25 26
11 12 13 14 15 16
27 28 29 30 31 32

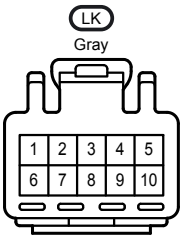
LK
Gray
1 2 3 4 5
6 7 8 9 10

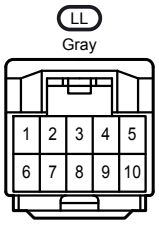
LL
Gray
1 2 3 4 5
6 7 8 9 10

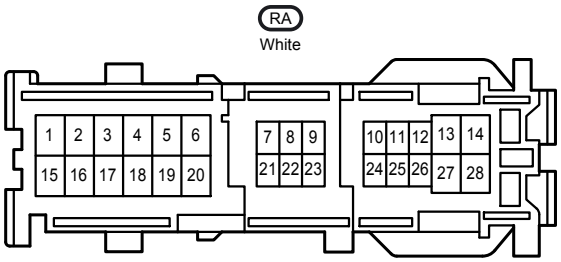
RA
White
1 2 3 4 5 6
15 16 17 18 19 20
7 8 9
21 22 23
10 11 12 13 14
24 25 26 27 28

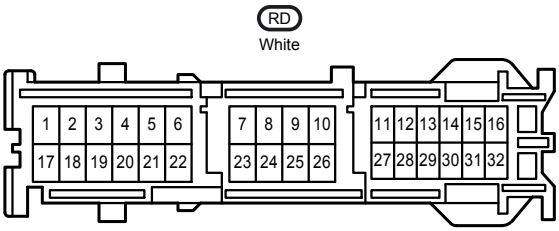
RD
White
1 2 3 4 5 6
17 18 19 20 21 22
7 8 9 10
23 24 25 26
11 12 13 14 15 16
27 28 29 30 31 32

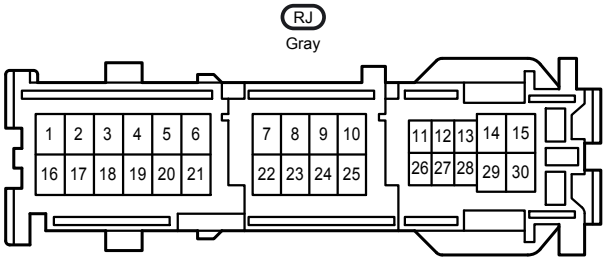
RJ
Gray
1 2 3 4 5 6
16 17 18 19 20 21
7 8 9 10
22 23 24 25
11 12 13 14 15
26 27 28 29 30

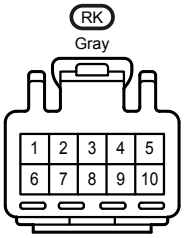
RK
Gray
1 2 3 4 5
6 7 8 9 10

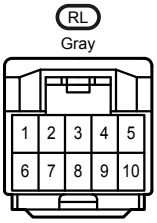
RL
Gray
1 2 3 4 5
6 7 8 9 10

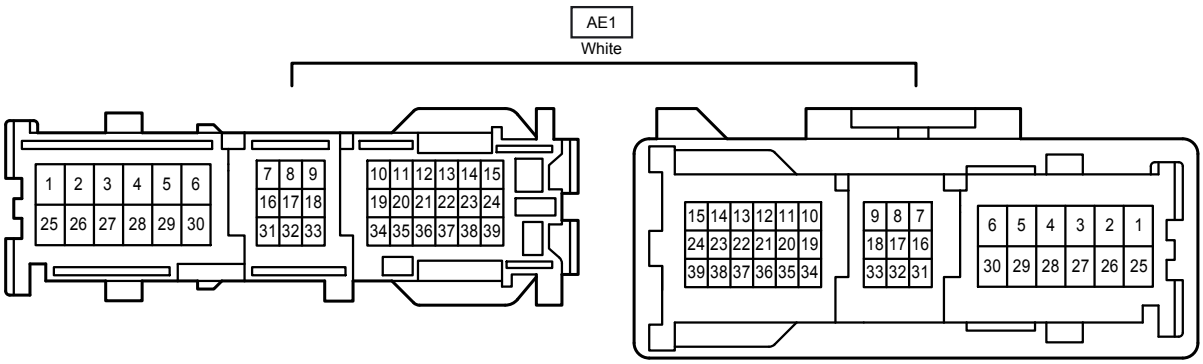
AE1
White
1 2 3 4 5 6
25 26 27 28 29 30
7 8 9
16 17 18
31 32 33
10 11 12 13 14 15
19 20 21 22 23 24
34 35 36 37 38 39
15 14 13 12 11 10
24 23 22 21 20 19
39 38 37 36 35 34
9 8 7
18 17 16
33 32 31
6 5 4 3 2 1
30 29 28 27 26 25

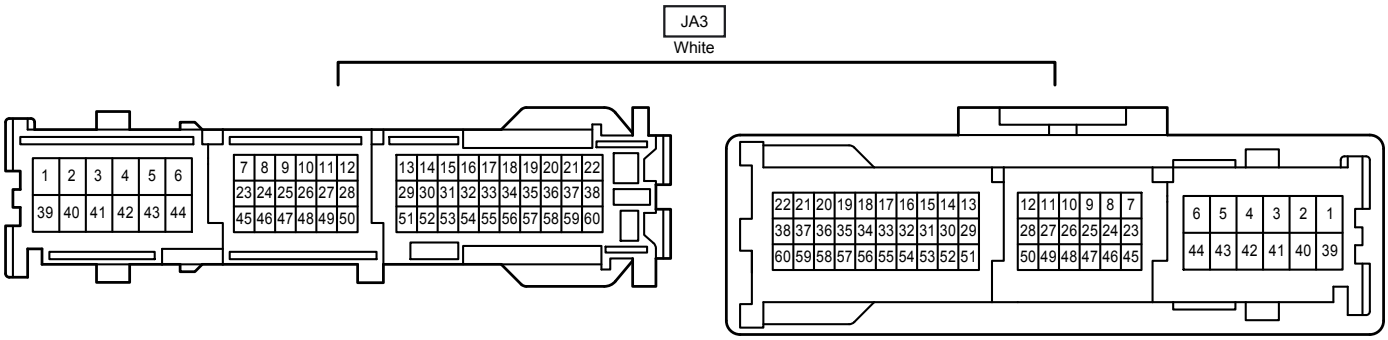
JA3
White
1 2 3 4 5 6
39 40 41 42 43 44
7 8 9 10 11 12
23 24 25 26 27 28
45 46 47 48 49 50
13 14 15 16 17 18 19 20 21 22
29 30 31 32 33 34 35 36 37 38
51 52 53 54 55 56 57 58 59 60
22 21 20 19 18 17 16 15 14 13
38 37 36 35 34 33 32 31 30 29
60 59 58 57 56 55 54 53 52 51
12 11 10 9 8 7
28 27 26 25 24 23
50 49 48 47 46 45
6 5 4 3 2 1
44 43 42 41 40 39

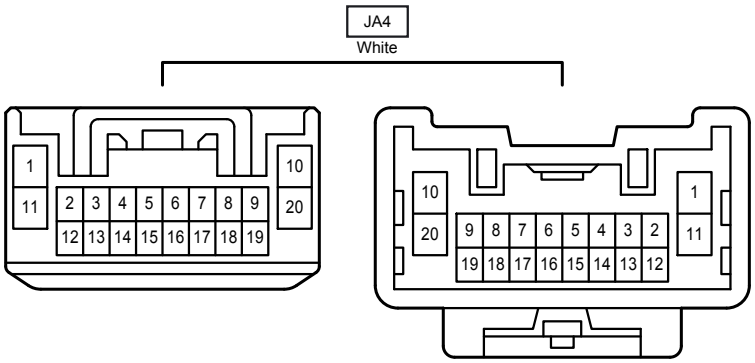
JA4
White
1
10
11
2 3 4 5 6 7 8 9
20
12 13 14 15 16 17 18 19
10
1
20
9 8 7 6 5 4 3 2
11
19 18 17 16 15 14 13 12

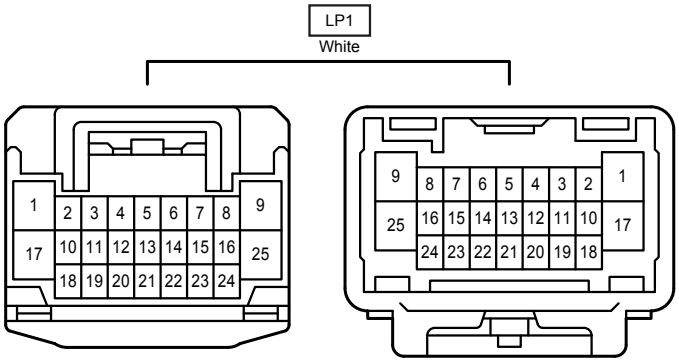
LP1
White
1
2 3 4 5 6 7 8
9
17
10 11 12 13 14 15 16
25
18 19 20 21 22 23 24
9
8 7 6 5 4 3 2
1
25
16 15 14 13 12 11 10
17
24 23 22 21 20 19 18

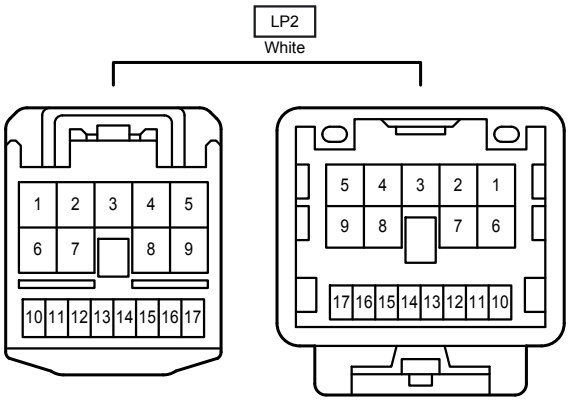
LP2
White
1 2 3 4 5
6 7 8 9
10 11 12 13 14 15 16 17
5 4 3 2 1
9 8 7 6
17 16 15 14 13 12 11 10

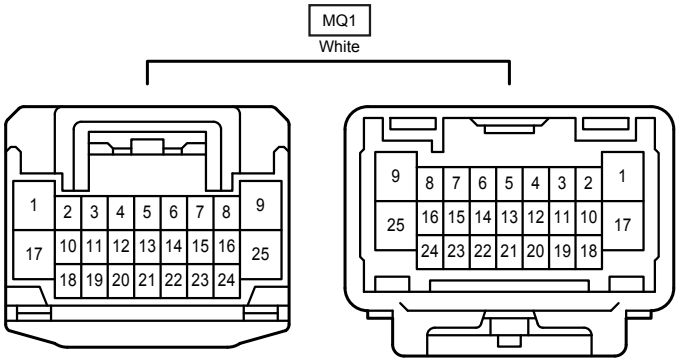
MQ1
White
1
2 3 4 5 6 7 8
9
17
10 11 12 13 14 15 16
25
18 19 20 21 22 23 24
9
8 7 6 5 4 3 2
1
25
16 15 14 13 12 11 10
17
24 23 22 21 20 19 18

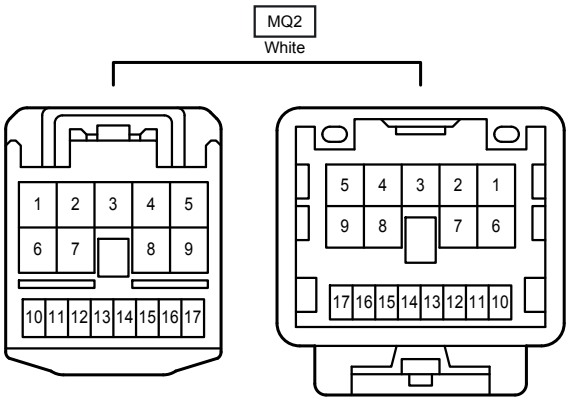
MQ2
White
1 2 3 4 5
6 7 8 9
10 11 12 13 14 15 16 17
5 4 3 2 1
9 8 7 6
17 16 15 14 13 12 11 10

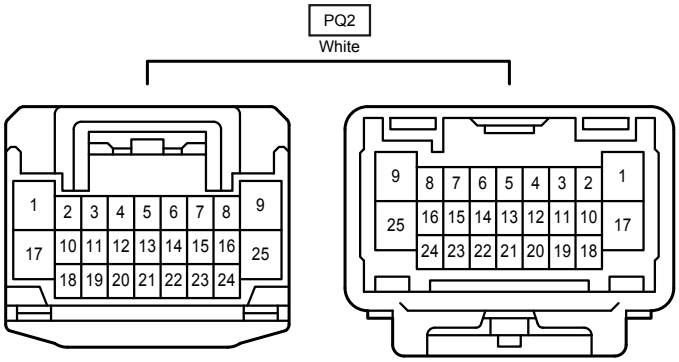
PQ2
White
1 2 3 4 5 6 7 8 9
17 10 11 12 13 14 15 16 25
18 19 20 21 22 23 24
9 8 7 6 5 4 3 2 1
25 16 15 14 13 12 11 10 17
24 23 22 21 20 19 18