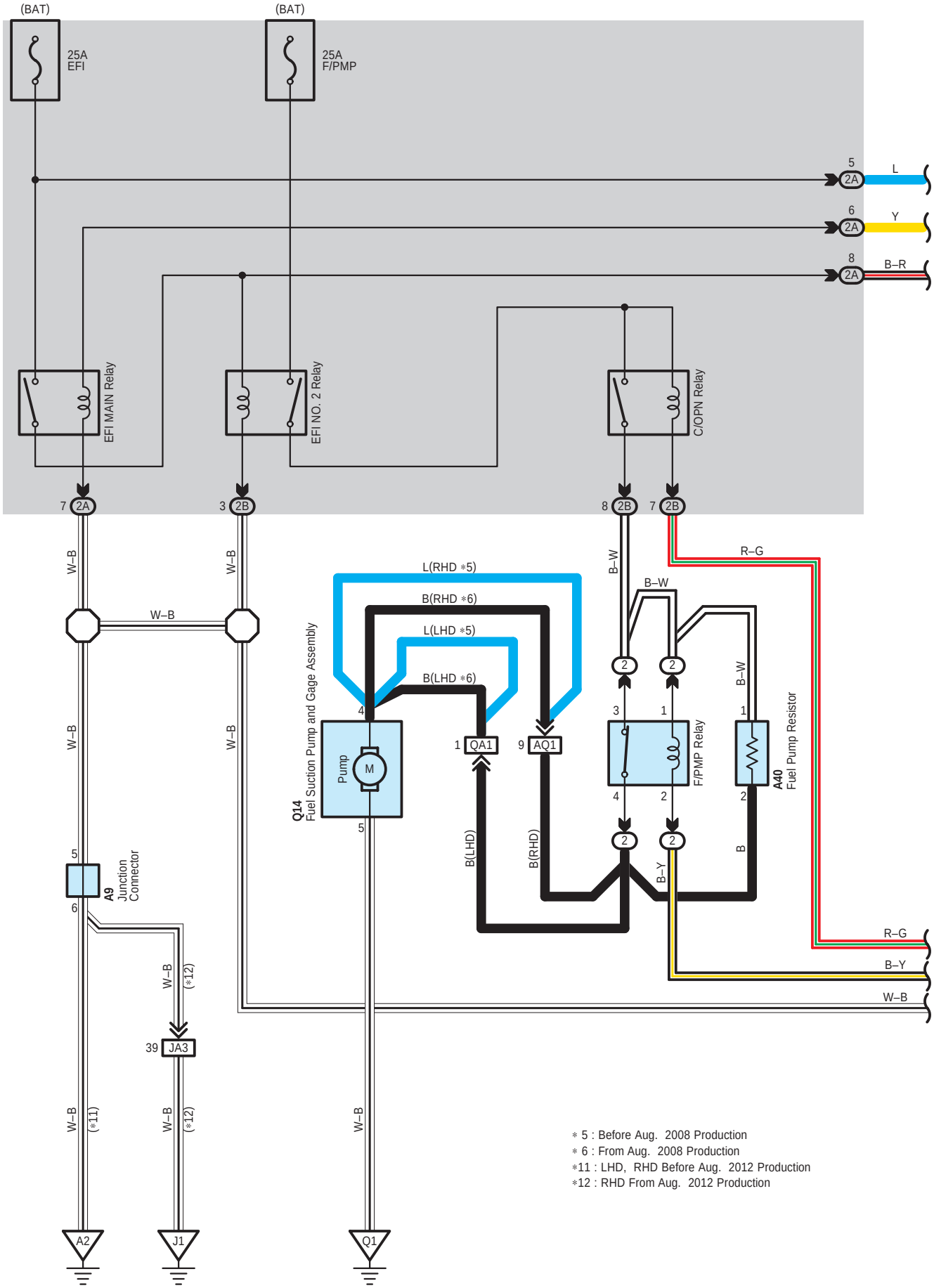
(BAT)
25A
EFI
(BAT)
25A
F/PMP
5
2A
L
6
2A
Y
8
2A
B–R
EFI MAIN Relay
EFI NO. 2 Relay
C/OPN Relay
7 2A
3 2B
8 2B
7 2B
W–B
W–B
W–B
W–B
W–B
W–B
L(RHD ∗5)
B(RHD ∗6)
L(LHD ∗5)
B(LHD ∗6)
B–W
B–W
R–G
Q14
Fuel Suction Pump and Gage Assembly
Pump
M
4
5
1 QA1
9 AQ1
B(LHD)
B(RHD)
F/PMP Relay
A40
Fuel Pump Resistor
B–W
B–Y
B
R–G
B–Y
W–B
5
6
A9
Junction
Connector
W–B
(∗12)
39 JA3
W–B
(∗11)
W–B
(∗12)
W–B
A2
J1
Q1
∗ 5 : Before Aug. 2008 Production
∗ 6 : From Aug. 2008 Production
∗11 : LHD, RHD Before Aug. 2012 Production
∗12 : RHD From Aug. 2012 Production

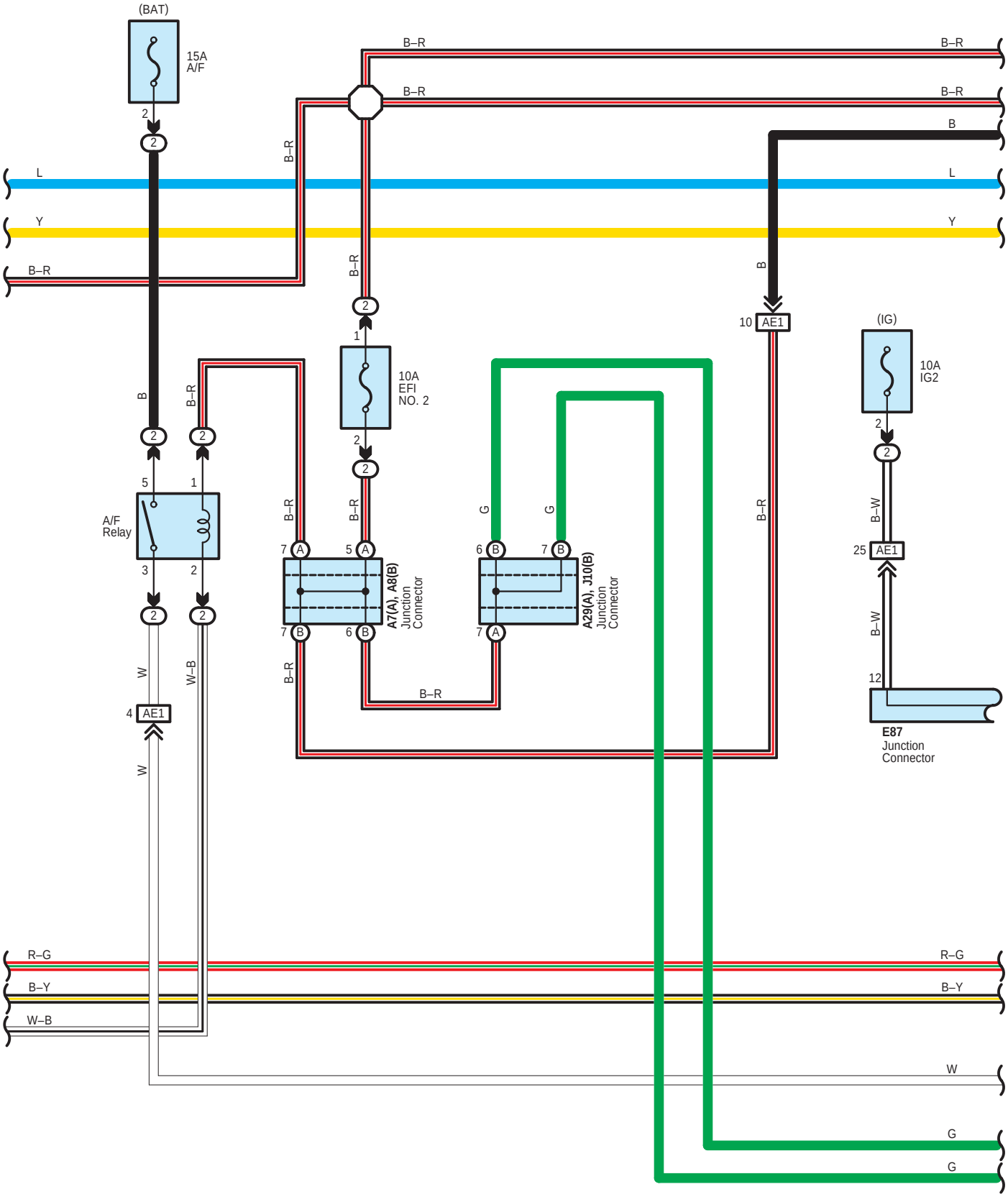
(BAT)
15A
A/F
B–R
B–R
B–R
B–R
B
L
L
Y
Y
B–R
B–R
B
10
AE1
(IG)
10A
IG2
10A
EFI
NO. 2
B
B–R
A/F
Relay
B–R
B–R
G
G
B–R
B–W
25
AE1
A7(A), A8(B)
Junction
Connector
A29(A), J10(B)
Junction
Connector
B–W
12
E87
Junction
Connector
W
W–B
4
AE1
W
B–R
R–G
R–G
B–Y
B–Y
W–B
W
G
G

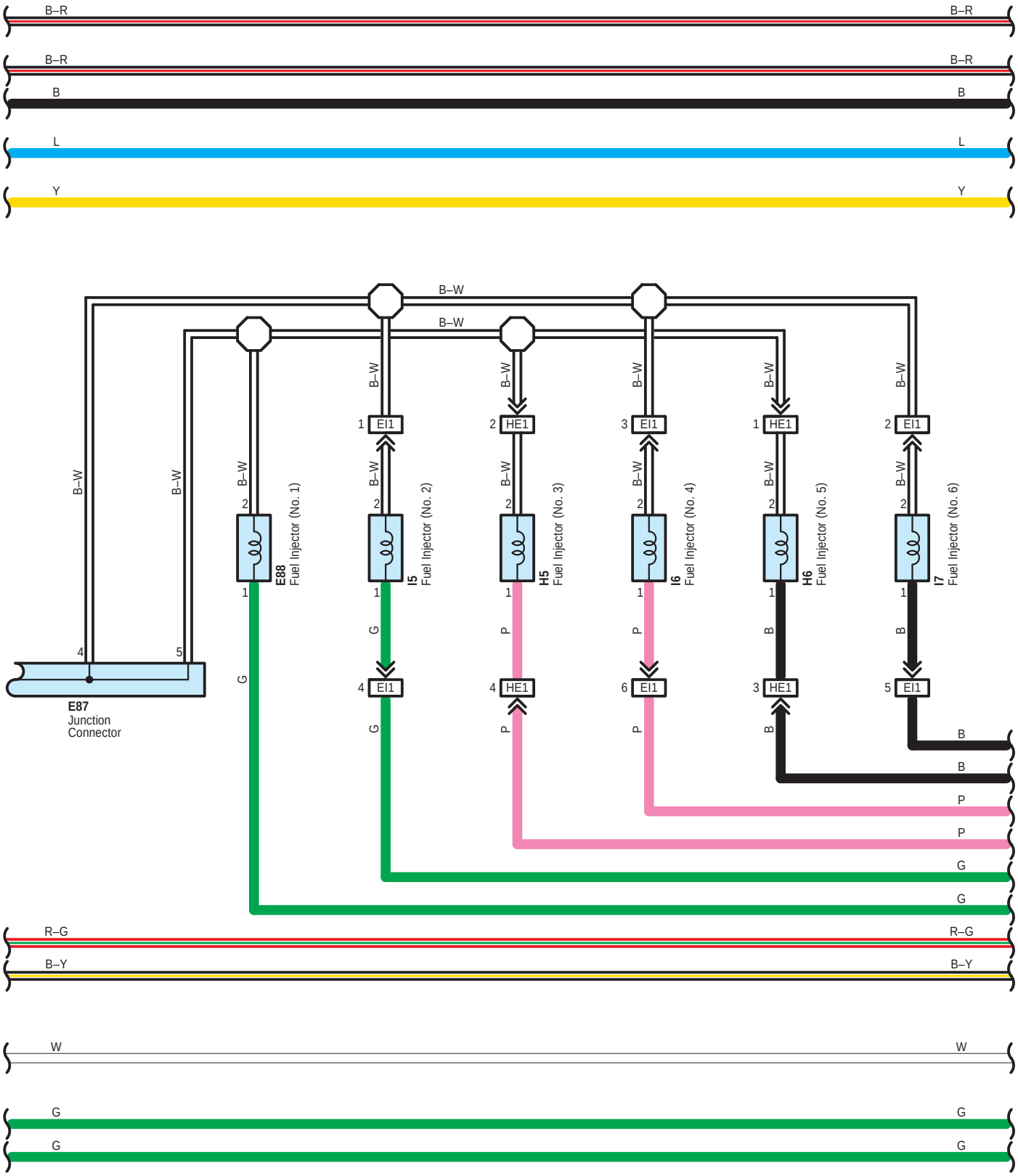
B–R
B–R
B–R
B–R
B
B
L
L
Y
Y
B–W
B–W
B–W
B–W
B–W
B–W
B–W
B–W
B–W
B–W
B–W
B–W
B–W
B–W
B–W
1 EI1
2 HE1
3 EI1
1 HE1
2 EI1
2
2
2
2
2
2
2
2
2
2
E88
Fuel Injector (No. 1)
I5
Fuel Injector (No. 2)
H5
Fuel Injector (No. 3)
I6
Fuel Injector (No. 4)
H6
Fuel Injector (No. 5)
I7
Fuel Injector (No. 6)
1
1
1
1
1
1
G
P
P
B
B
4 EI1
4 HE1
6 EI1
3 HE1
5 EI1
G
P
P
B
B
4
5
E87
Junction
Connector
G
B
B
P
P
G
G
R–G
R–G
B–Y
B–Y
W
W
G
G
G
G

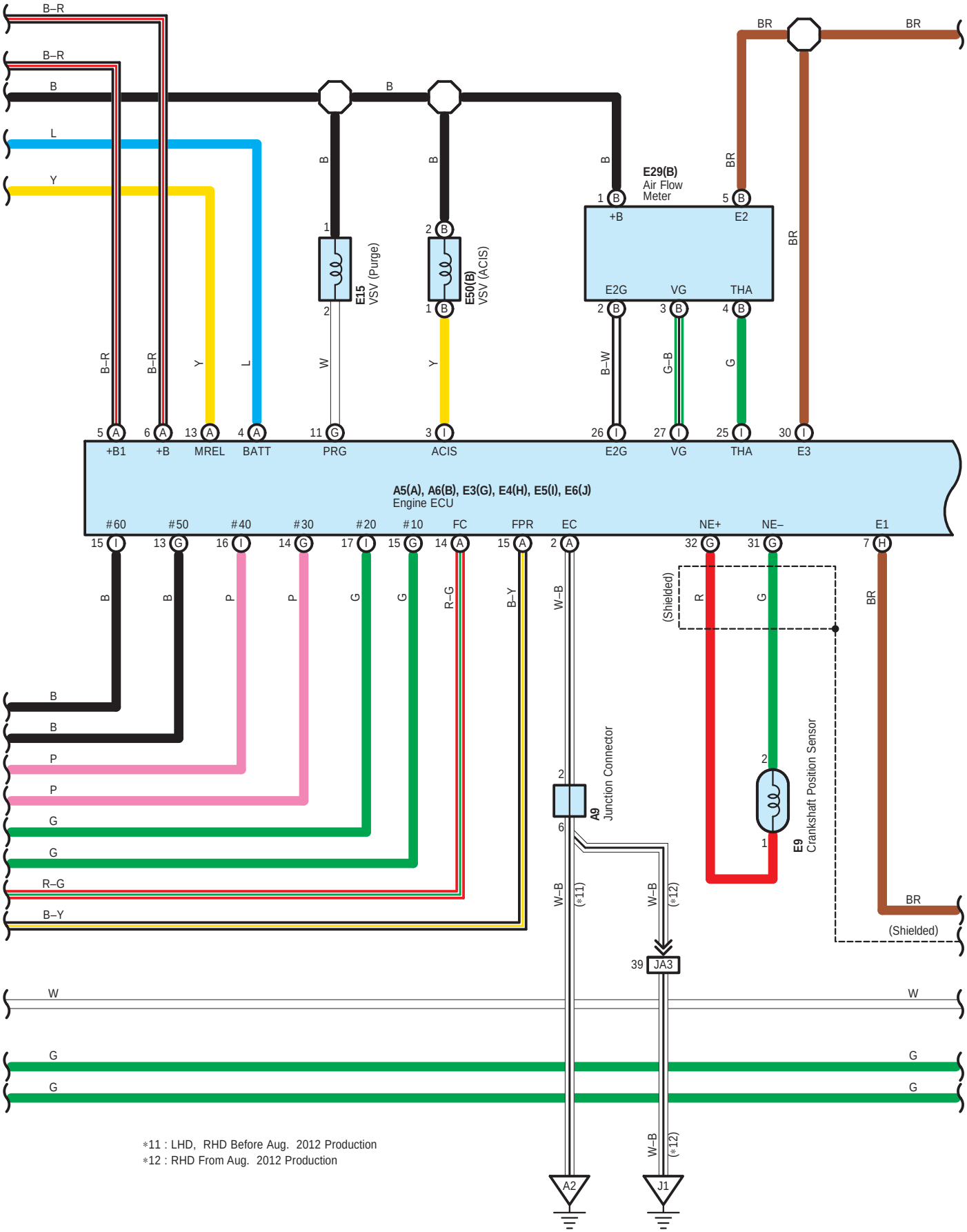

*11 : LHD, RHD Before Aug. 2012 Production
*12 : RHD From Aug. 2012 Production

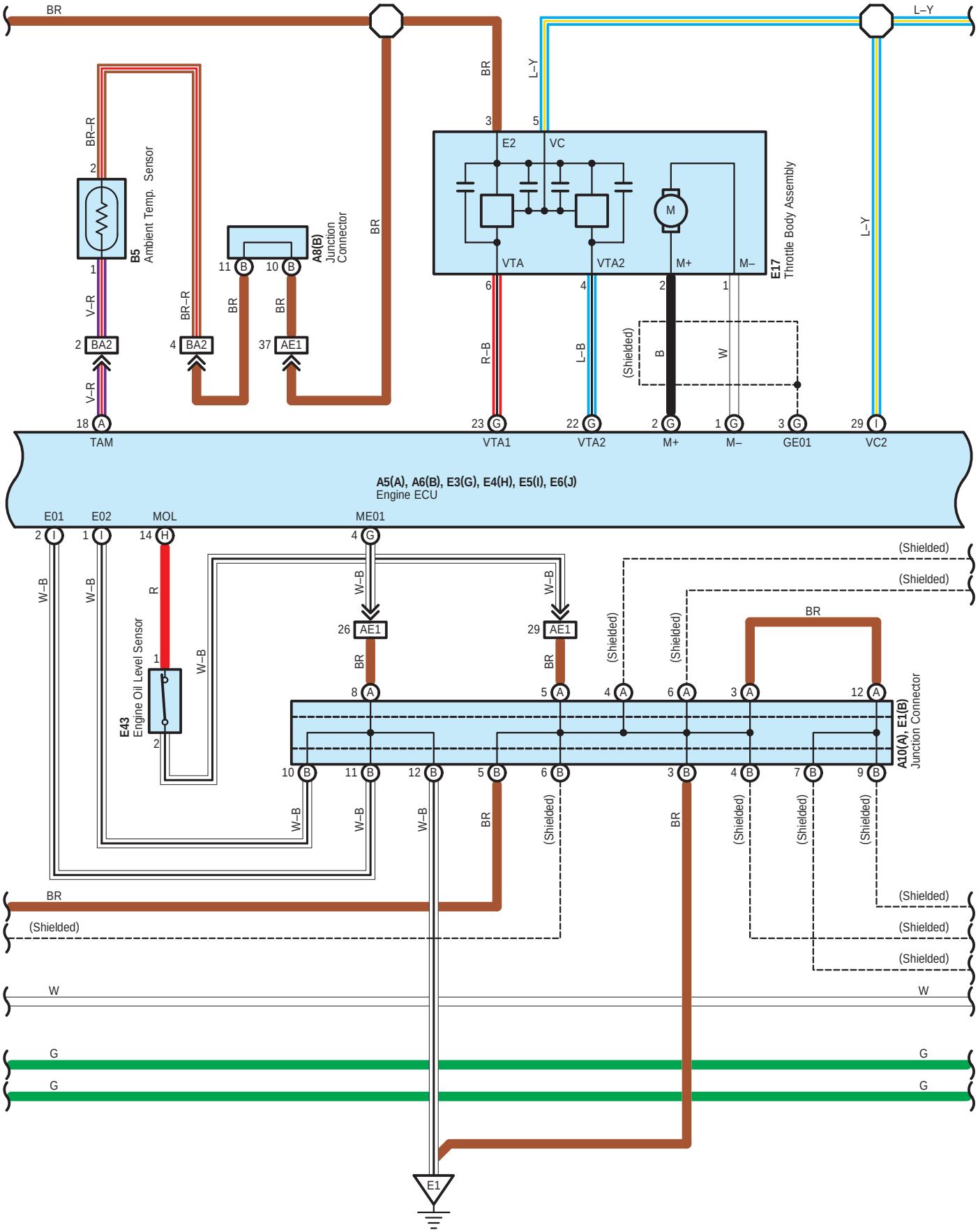
BR
L–Y
BR–R
B5
Ambient Temp. Sensor
V–R
BA2
A8(B)
Junction Connector
AE1
E2
VC
VTA
VTA2
M+
M–
E17
Throttle Body Assembly
R–B
L–B
(Shielded)
B
W
TAM
VTA1
GE01
VC2
A5(A), A6(B), E3(G), E4(H), E5(I), E6(J)
Engine ECU
E01
E02
MOL
ME01
W–B
R
E43
Engine Oil Level Sensor
A10(A), E1(B)
Junction Connector
E1

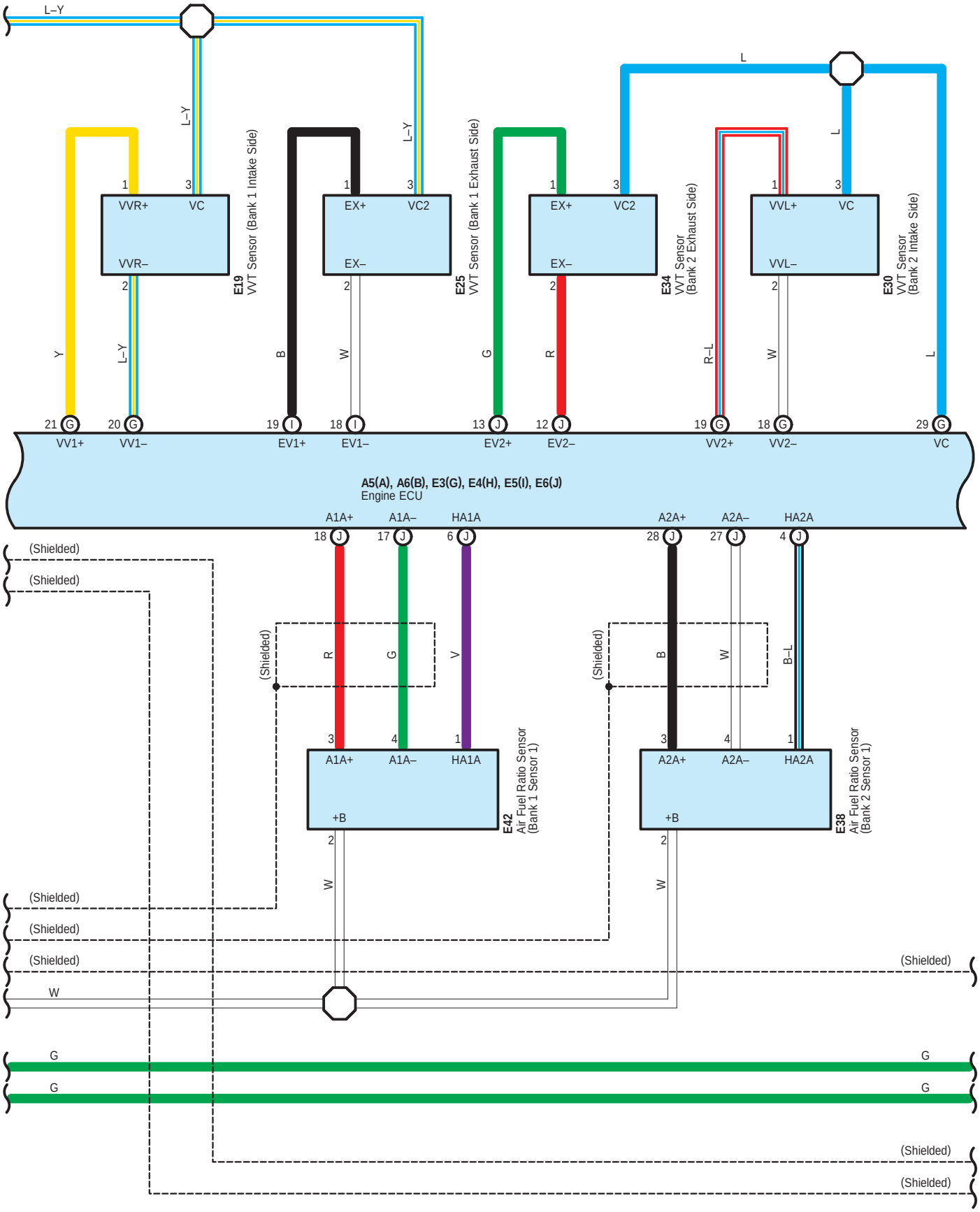
L–Y
L–Y
L–Y
L
L
E19
VVT Sensor (Bank 1 Intake Side)
VVR+
VC
VVR–
E25
VVT Sensor (Bank 1 Exhaust Side)
EX+
VC2
EX–
E34
VVT Sensor
(Bank 2 Exhaust Side)
VVL+
VC
VVL–
E30
VVT Sensor
(Bank 2 Intake Side)
Y
L–Y
B
W
G
R
R–L
W
L
21 G VV1+
20 G VV1–
19 I EV1+
18 I EV1–
13 J EV2+
12 J EV2–
19 G VV2+
18 G VV2–
29 G VC
A5(A), A6(B), E3(G), E4(H), E5(I), E6(J)
Engine ECU
A1A+
A1A–
HA1A
A2A+
A2A–
HA2A
18 J
17 J
6 J
28 J
27 J
4 J
(Shielded)
(Shielded)
(Shielded)
R
G
V
(Shielded)
B
W
B–L
A1A+
A1A–
HA1A
+B
E42
Air Fuel Ratio Sensor
(Bank 1 Sensor 1)
A2A+
A2A–
HA2A
+B
E38
Air Fuel Ratio Sensor
(Bank 2 Sensor 1)
W
W
(Shielded)
(Shielded)
(Shielded)
(Shielded)
W
G
G
G
G
(Shielded)
(Shielded)

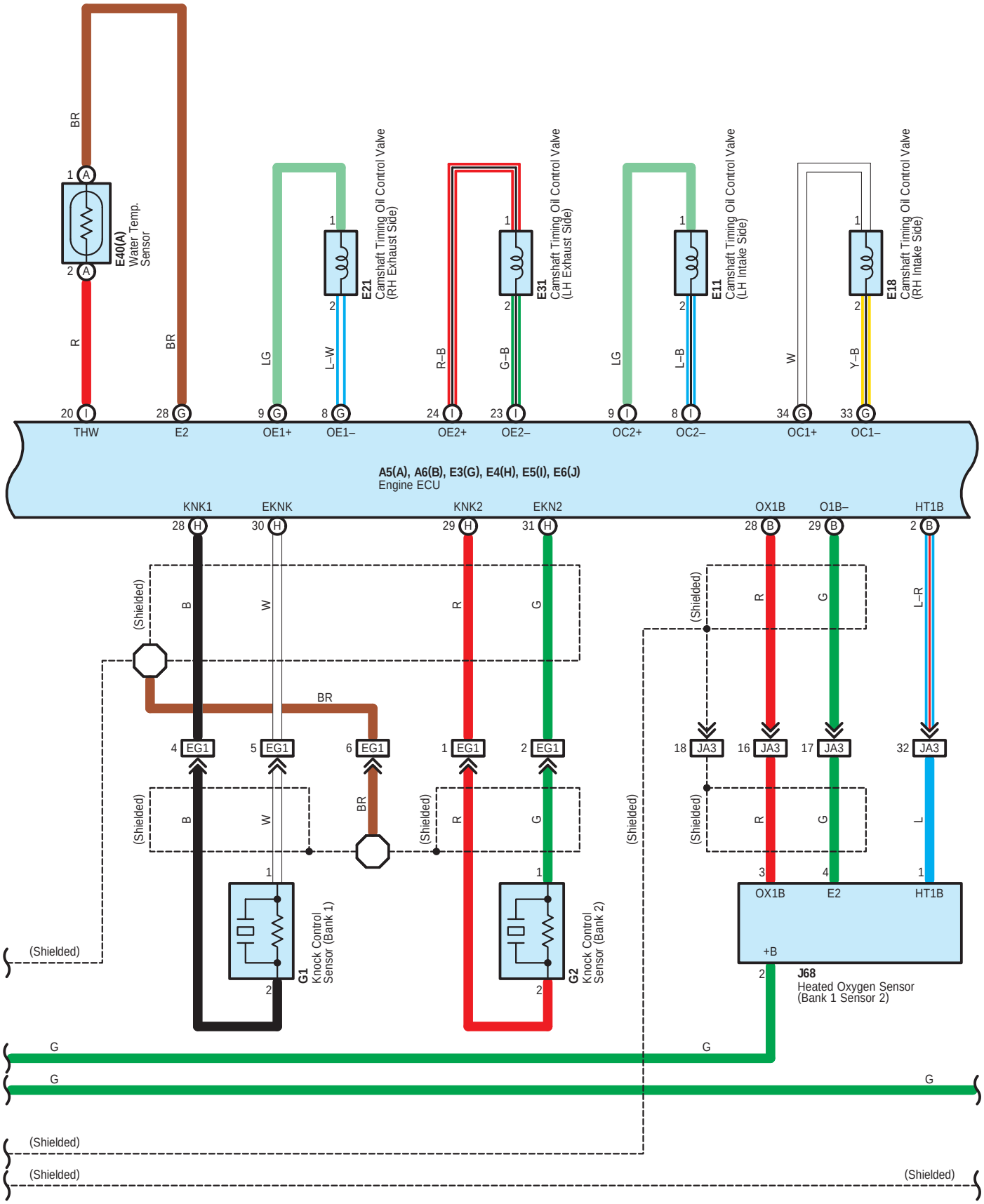
E40(A)
Water Temp. Sensor
E21
Camshaft Timing Oil Control Valve (RH Exhaust Side)
E31
Camshaft Timing Oil Control Valve (LH Exhaust Side)
E11
Camshaft Timing Oil Control Valve (LH Intake Side)
E18
Camshaft Timing Oil Control Valve (RH Intake Side)
THW
E2
OE1+
OE1–
OE2+
OE2–
OC2+
OC2–
OC1+
OC1–
A5(A), A6(B), E3(G), E4(H), E5(I), E6(J)
Engine ECU
KNK1
EKNK
KNK2
EKN2
OX1B
O1B–
HT1B
(Shielded)
EG1
JA3
G1
Knock Control Sensor (Bank 1)
G2
Knock Control Sensor (Bank 2)
J68
Heated Oxygen Sensor (Bank 1 Sensor 2)
+B

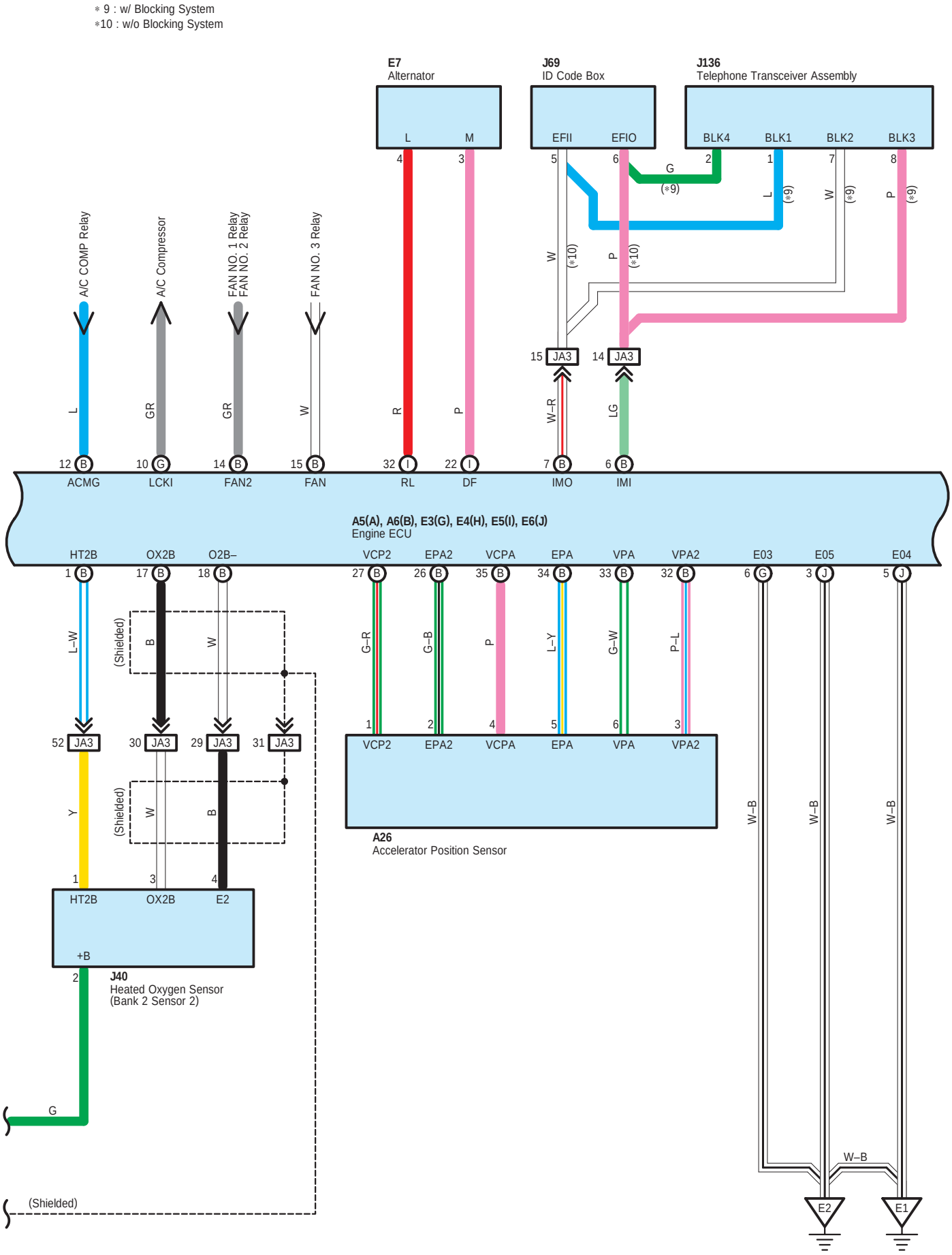
∗ 9 : w/ Blocking System
∗10 : w/o Blocking System
E7
Alternator
J69
ID Code Box
J136
Telephone Transceiver Assembly
A/C COMP Relay
A/C Compressor
FAN NO. 1 Relay
FAN NO. 2 Relay
FAN NO. 3 Relay
ACMG
LCKI
FAN2
FAN
RL
DF
IMO
IMI
A5(A), A6(B), E3(G), E4(H), E5(I), E6(J)
Engine ECU
HT2B
OX2B
O2B–
VCP2
EPA2
VCPA
EPA
VPA
VPA2
E03
E05
E04
(Shielded)
A26
Accelerator Position Sensor
J40
Heated Oxygen Sensor
(Bank 2 Sensor 2)
+B
E2
E1

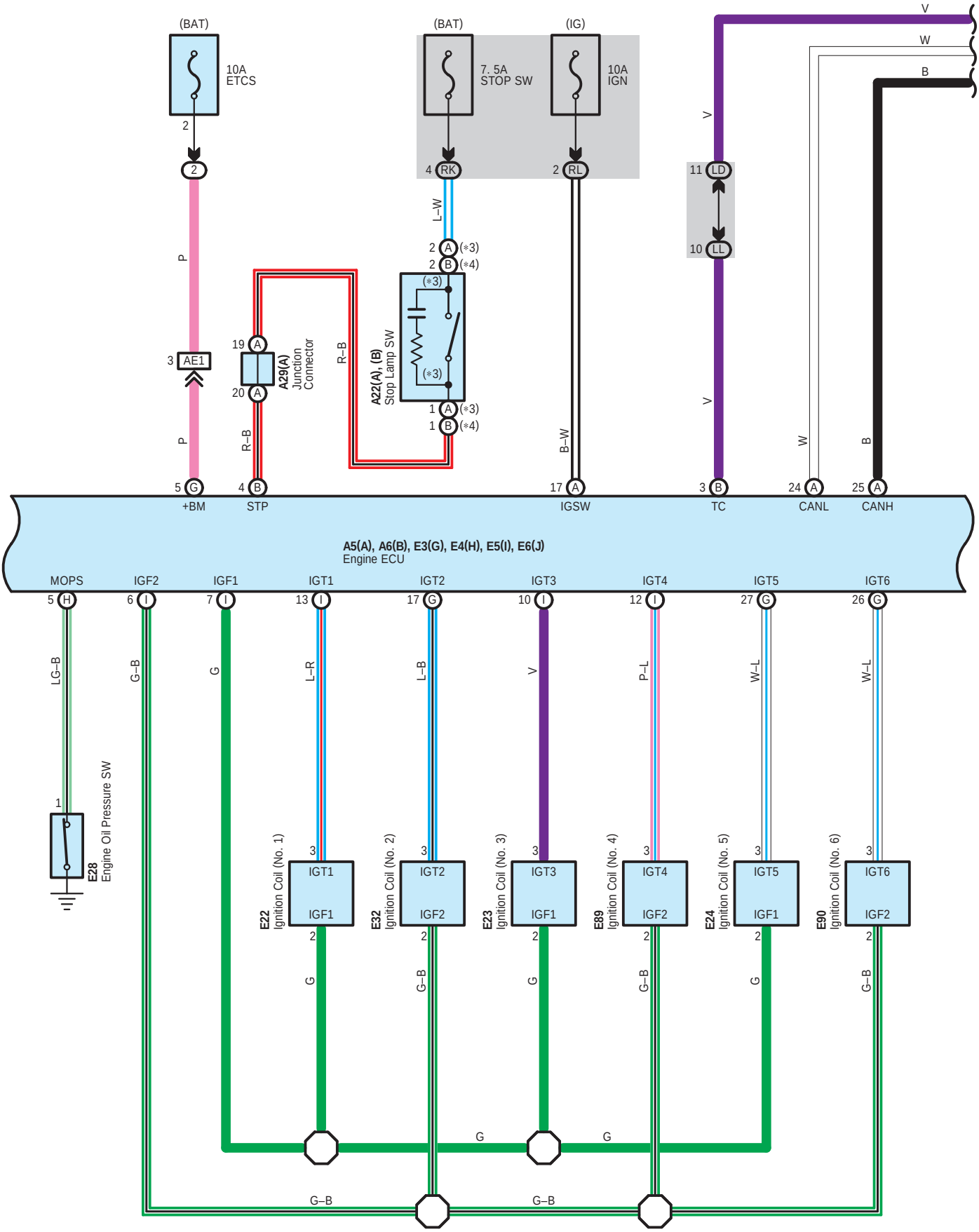
(BAT)
10A
ETCS
(BAT)
7. 5A
STOP SW
(IG)
10A
IGN
AE1
A29(A)
Junction
Connector
A22(A), (B)
Stop Lamp SW
+BM
STP
IGSW
TC
CANL
CANH
A5(A), A6(B), E3(G), E4(H), E5(I), E6(J)
Engine ECU
MOPS
IGF2
IGF1
IGT1
IGT2
IGT3
IGT4
IGT5
IGT6
E28
Engine Oil Pressure SW
E22
Ignition Coil (No. 1)
E32
Ignition Coil (No. 2)
E23
Ignition Coil (No. 3)
E89
Ignition Coil (No. 4)
E24
Ignition Coil (No. 5)
E90
Ignition Coil (No. 6)



∗ 3 : Before Aug. 2007 Production
∗ 4 : From Aug. 2007 Production

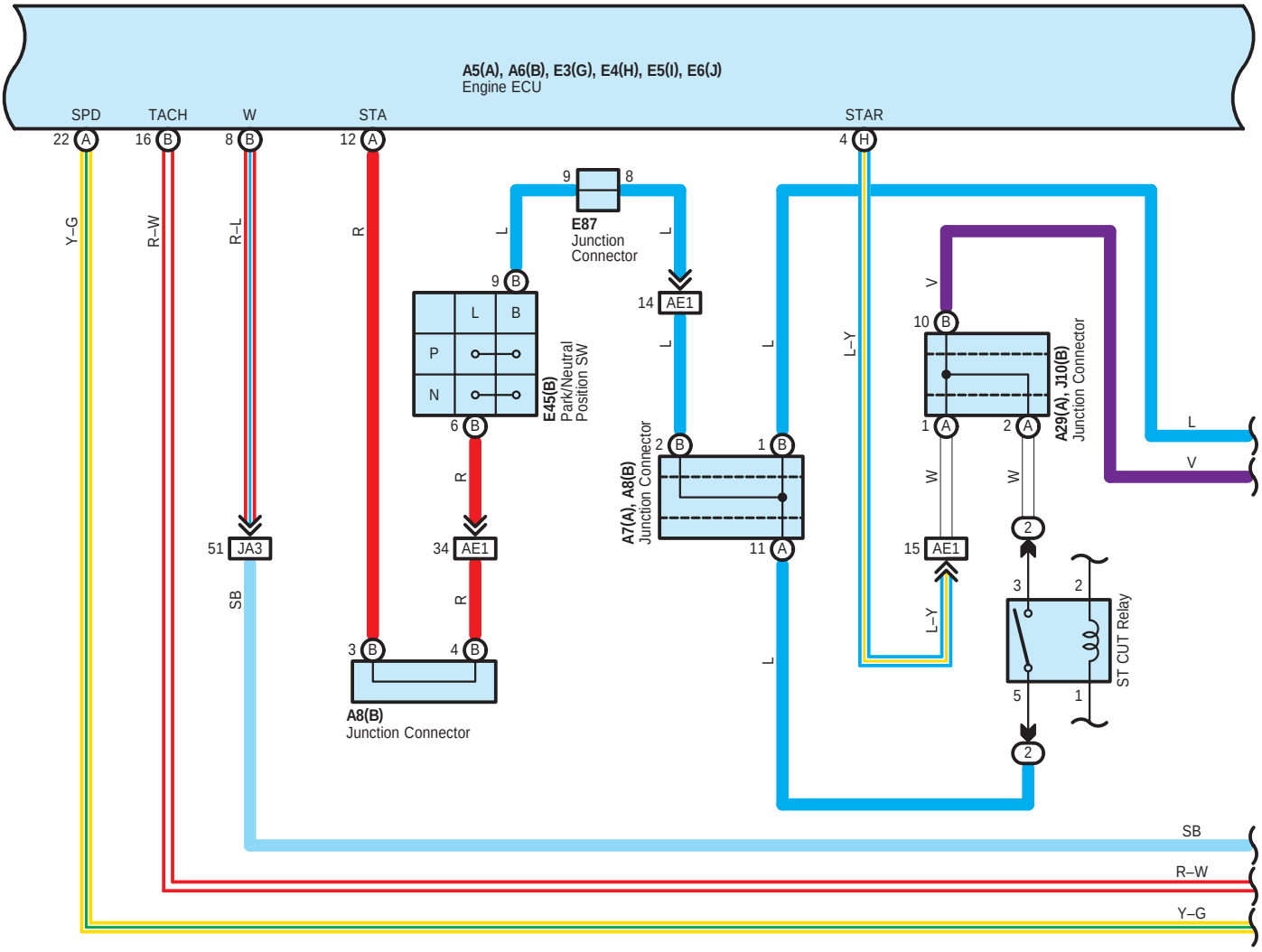

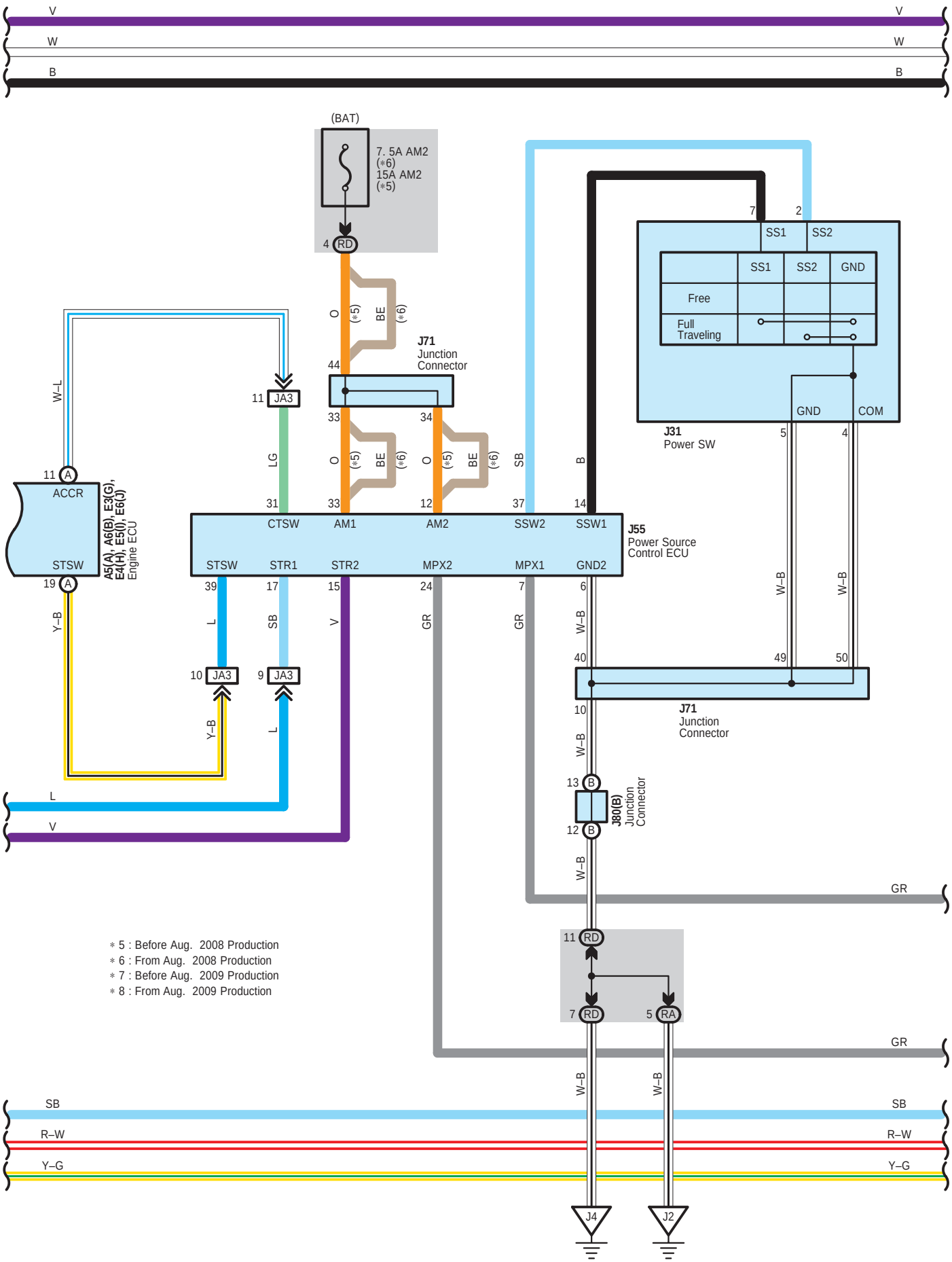

* 5 : Before Aug. 2008 Production
* 6 : From Aug. 2008 Production
* 7 : Before Aug. 2009 Production
* 8 : From Aug. 2009 Production

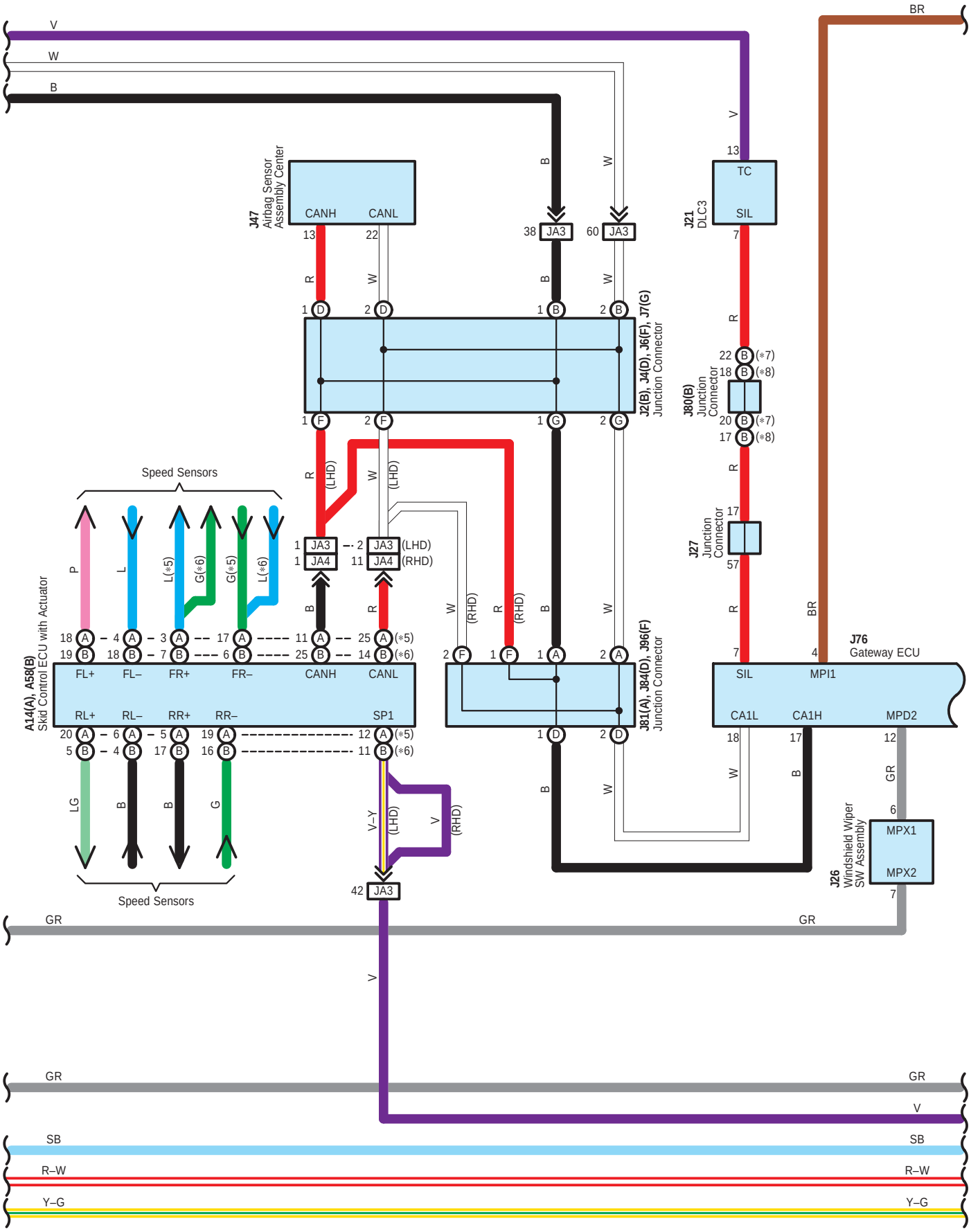
J47
Airbag Sensor
Assembly Center
CANH
CANL
13
22
38 JA3
60 JA3
J21
DLC3
TC
SIL
J2(B), J4(D), J6(F), J7(G)
Junction Connector
J80(B)
Junction
Connector
J27
Junction
Connector
Speed Sensors
JA3
JA4
(LHD)
(RHD)
A14(A), A58(B)
Skid Control ECU with Actuator
FL+
FL–
FR+
FR–
CANH
CANL
RL+
RL–
RR+
RR–
SP1
J81(A), J84(D), J96(F)
Junction Connector
J76
Gateway ECU
SIL
MPI1
CA1L
CA1H
MPD2
J26
Windshield Wiper
SW Assembly
MPX1
MPX2
BR
GR
V
W
B
SB
R–W
Y–G

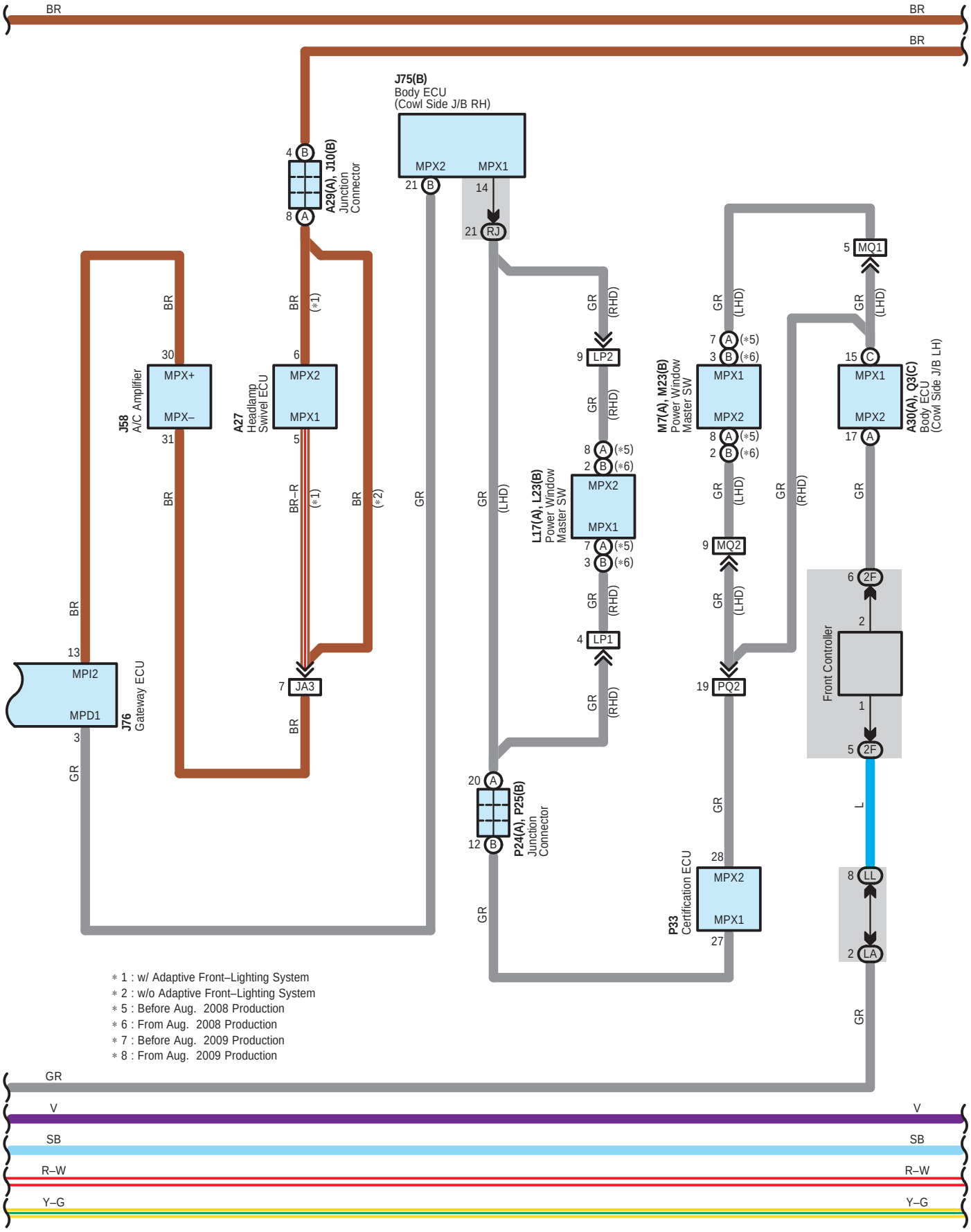

* 1 : w/ Adaptive Front–Lighting System
* 2 : w/o Adaptive Front–Lighting System
* 5 : Before Aug. 2008 Production
* 6 : From Aug. 2008 Production
* 7 : Before Aug. 2009 Production
* 8 : From Aug. 2009 Production

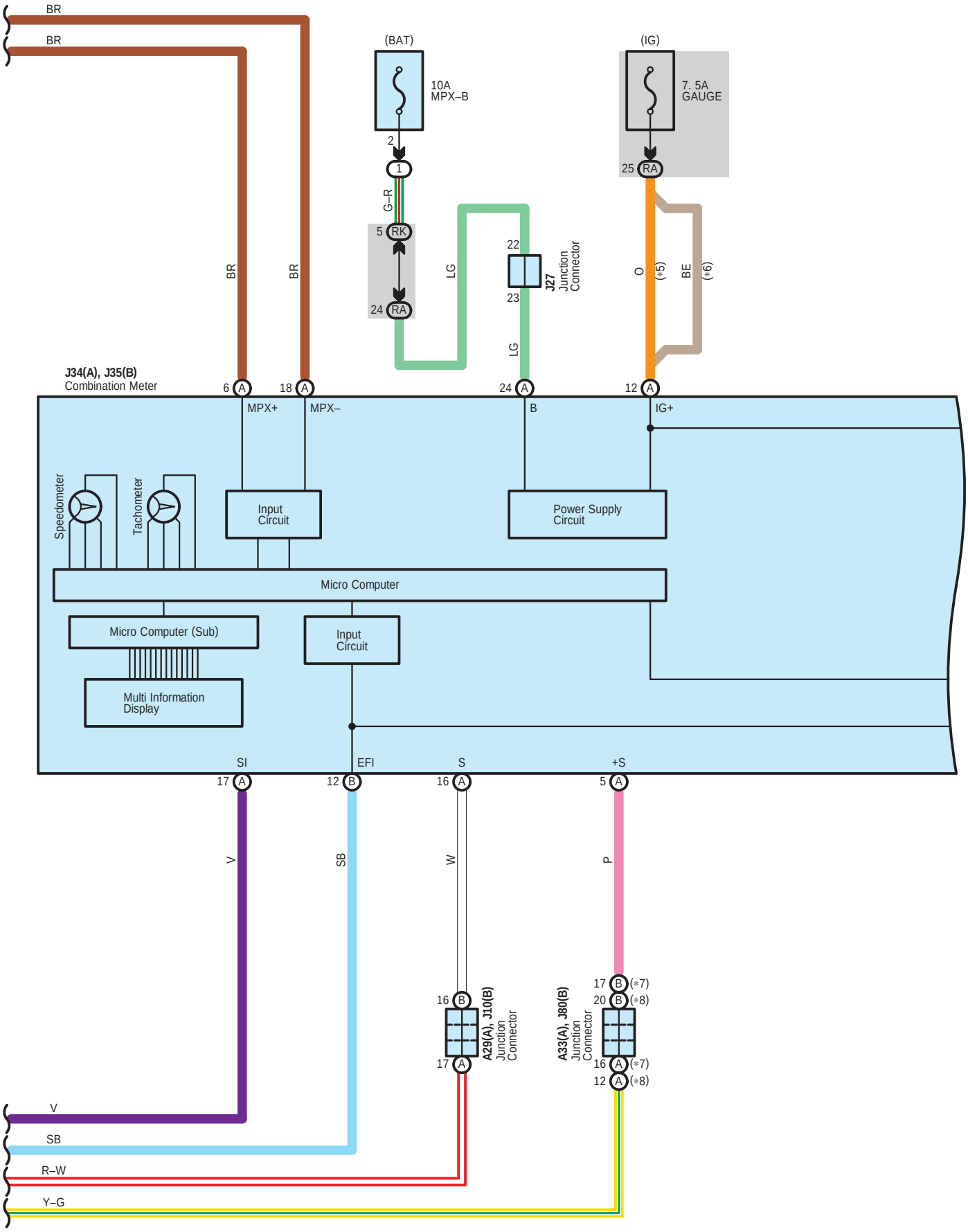
BR
BR
(BAT)
10A
MPX–B
2
1
G–R
5 RK
24 RA
(IG)
7. 5A
GAUGE
25 RA
BR
BR
LG
22
23
J27
Junction
Connector
LG
O
(*5)
BE
(*6)
J34(A), J35(B)
Combination Meter
6 A
18 A
24 A
12 A
MPX+
MPX–
B
IG+
Speedometer
Tachometer
Input
Circuit
Power Supply
Circuit
Micro Computer
Micro Computer (Sub)
Input
Circuit
Multi Information
Display
SI
EFI
S
+S
17 A
12 B
16 A
5 A
V
SB
W
P
16 B
17 A
A29(A), J10(B)
Junction
Connector
A33(A), J80(B)
Junction
Connector
17 B (*7)
20 B (*8)
16 A (*7)
12 A (*8)
V
SB
R–W
Y–G

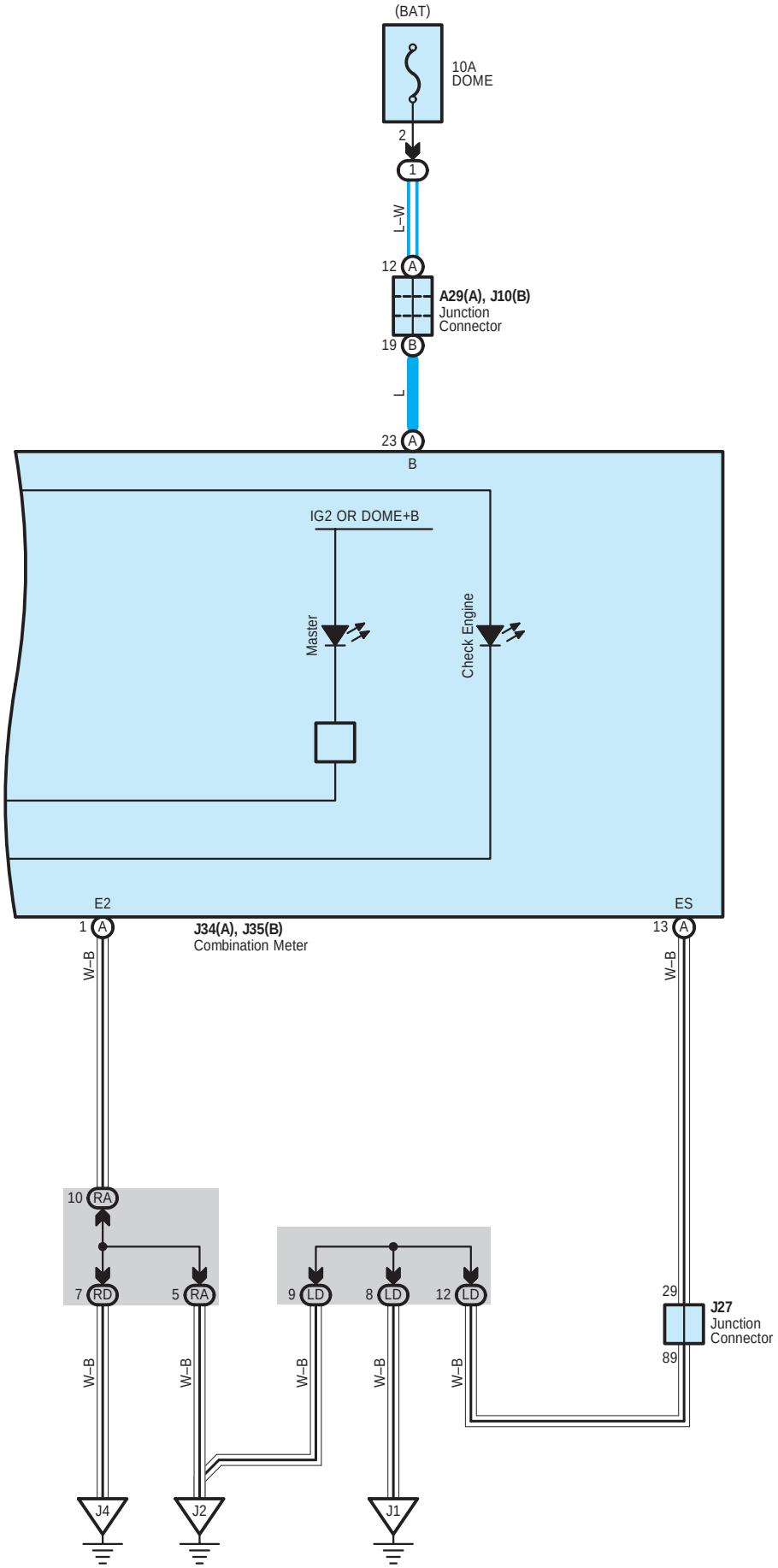
(BAT)
10A
DOME
2
1
L–W
12 A
A29(A), J10(B)
Junction
Connector
19 B
L
23 A
B
IG2 OR DOME+B
Master
Check Engine
E2
1 A
J34(A), J35(B)
Combination Meter
ES
13 A
W–B
W–B
10 RA
7 RD
5 RA
9 LD
8 LD
12 LD
29
J27
Junction
Connector
89
W–B
W–B
W–B
W–B
W–B
J4
J2
J1

A 5
White

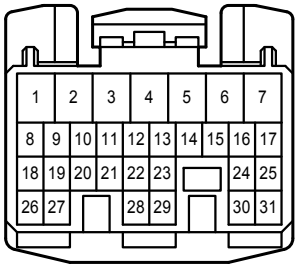

A 6
White

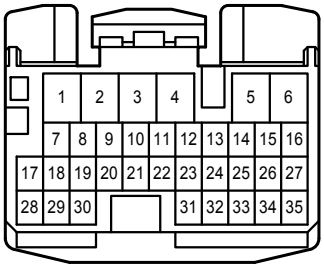

A 7
Blue

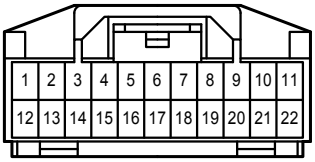

(3GR-FE, 2GR-FSE, 4GR-FSE)

A 7
White

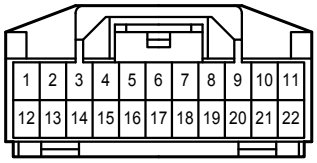

(2AD-FHV, 2AD-FTV)

A 8
Blue

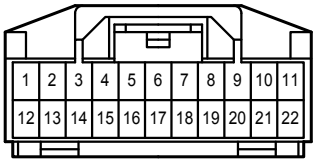

(3GR-FE, 2GR-FSE, 4GR-FSE)

A 8
White

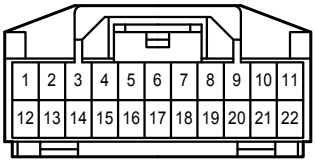

(2AD-FHV, 2AD-FTV)

A 9
White

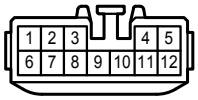

A 10
Gray



(3GR-FE, 2GR-FSE, 4GR-FSE)

A 10
White



(2AD-FHV, 2AD-FTV)

A 14
Black

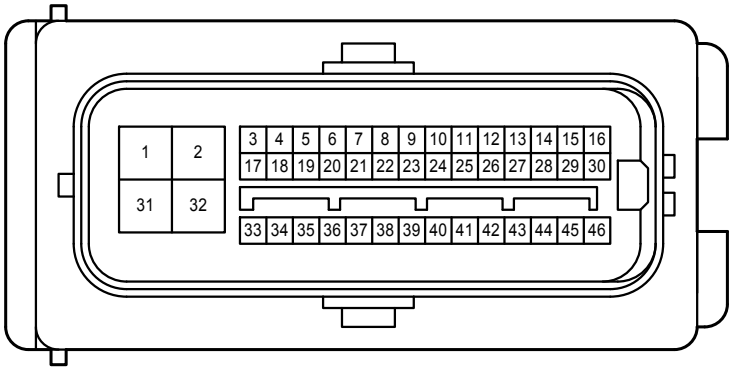

A 22
White

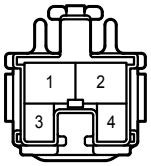

(Before Aug. 2007 Production)

A 22
Green

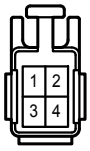

(From Aug. 2007 Production)

A 26
Black



A 27
White

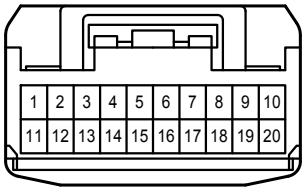

A 29
Blue

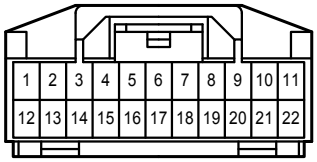

A 30
White

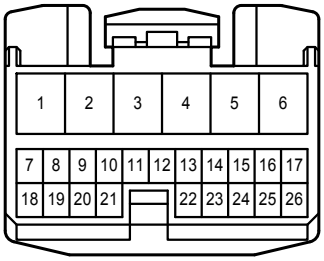

A 33
Blue

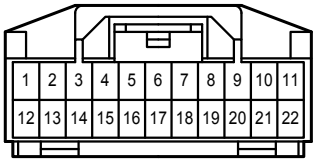

A 40
Black

A 58
Black

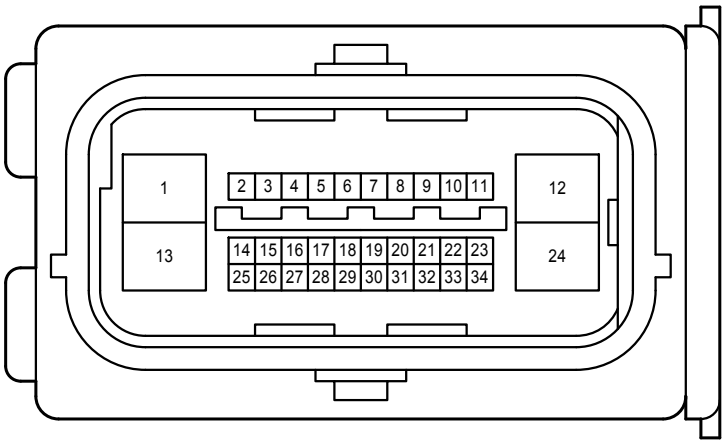

B 5
Black

E 1
Gray

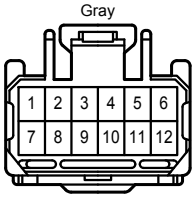

E 3
White

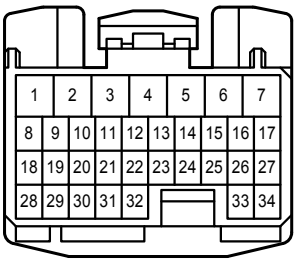

(4GR-FSE)

E 3
White



(2GR-FSE, 3GR-FE)

E 4
White

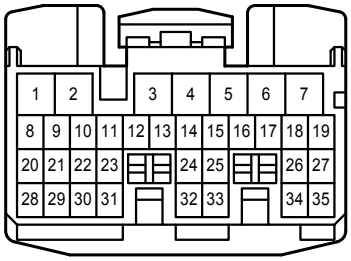

(4GR-FSE)

E 4
White

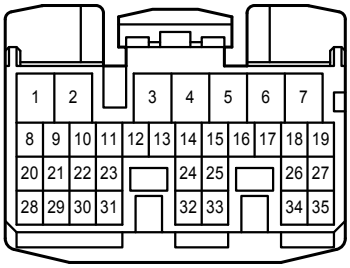

(2GR-FSE, 3GR-FE)

E 5
White

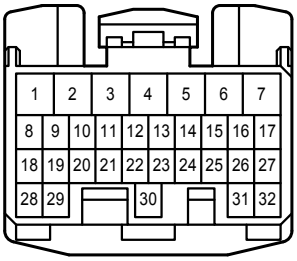

(4GR-FSE)

E 5
White



(2GR-FSE, 3GR-FE)

E 6
White

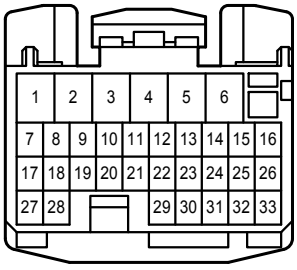

(4GR-FSE)

E 6
White

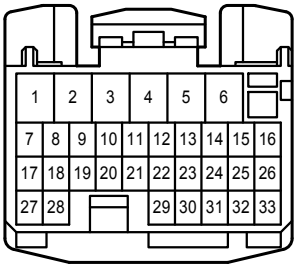

(2GR-FSE, 3GR-FE)

E 7
Black

E 9
Black



E 11
Black

E 15
Black

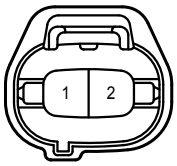

E 17
Black

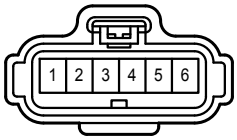

E 18
Black

E 19
Black



E 21
Black

E 22
Gray

E 23
Black

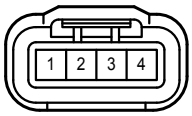

E 24
Gray

E 25
Black



E 28
Gray

E 29
Black

(2GR-FSE, 4GR-FSE)

E 29
Black

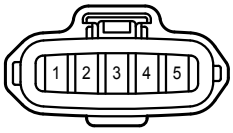

(3GR-FE)

E 30
Black



E 31
Black

E 32
Gray

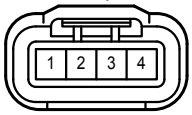

E 34
Black



E 38
Dark Gray

E 40
Dark Gray

(2GR-FSE, 3GR-FE)

E 40
Gray

(4GR-FSE, 2AD-FHV, 2AD-FTV)

E 42
Dark Gray

E 43
Gray

E 45
Gray

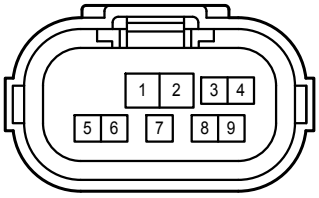

(2GR-FSE, 4GR-FSE)

E 45
Gray

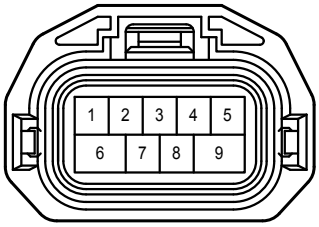

(3GR-FE)

E 50
Dark Gray

(4GR-FSE)

E 50
Black

(3GR-FE)

E 87
White

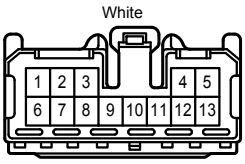

E 88
Gray

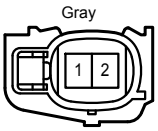

E 89
Black

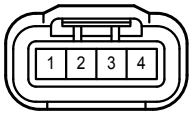

E 90
Gray

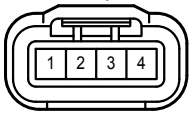

G 1
Black

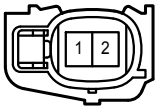

G 2
Gray

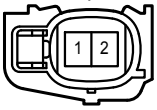

H 5
Gray

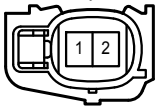

H 6
Gray

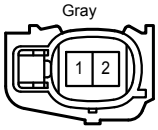

I 5
Gray

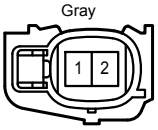

I 6
Gray

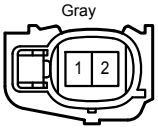

I 7
Gray

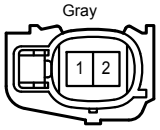

J 2
White

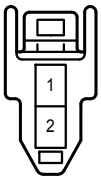

J 4
White

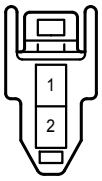

J 6
White

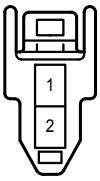

J 7
White

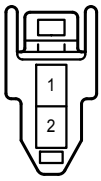

J 10
Blue

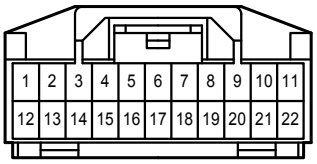

J 21
White

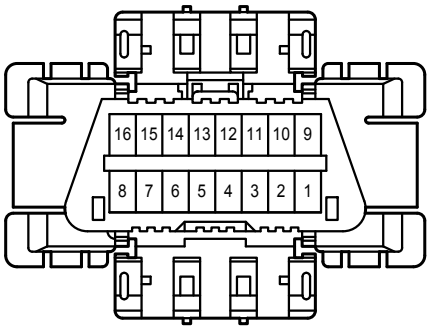

J 26
White

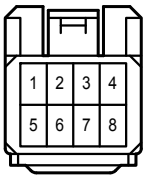

J 27
White

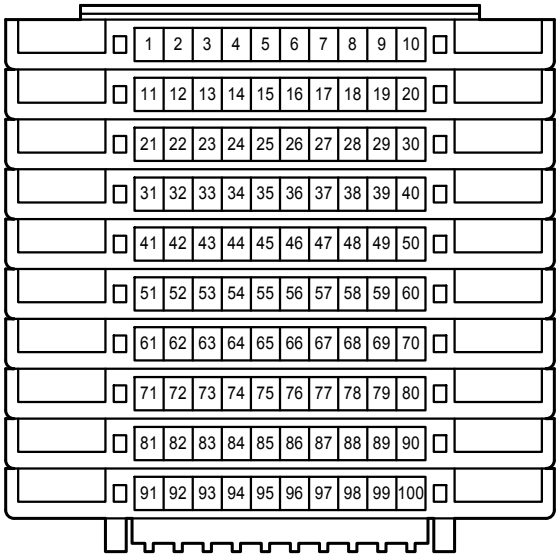

J 31
Black

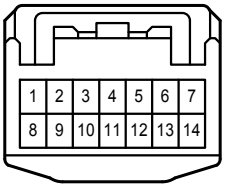

J 34
Black

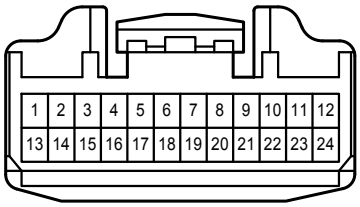

J 35
Black



J 40
Dark Gray

J 47
Yellow

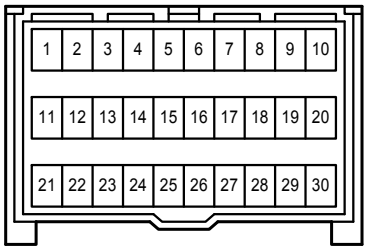

J 55
White

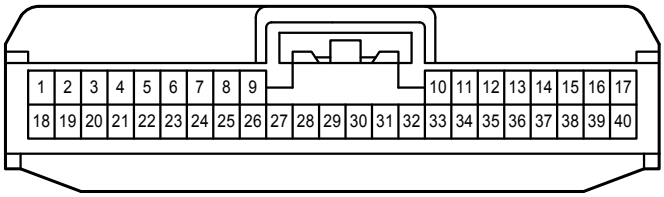

J 58
White

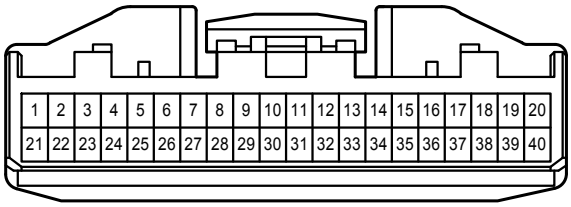

J 68
Dark Gray

J 69
White

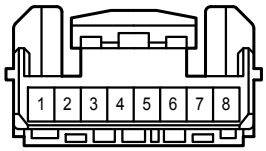

J 71
White

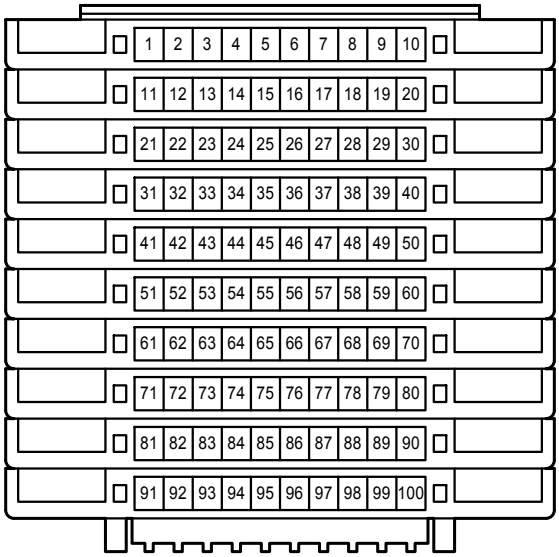

J 75
White

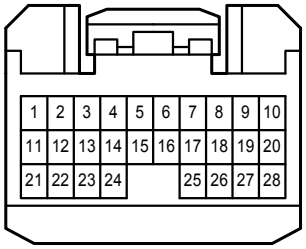

J 76
White

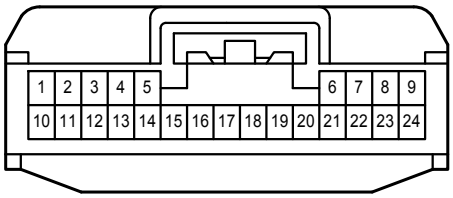

J 80
Blue

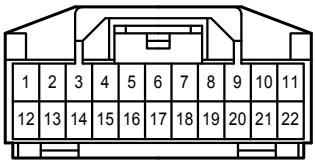

J 81
White

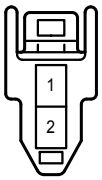

J 84
White

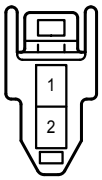

J 96
White

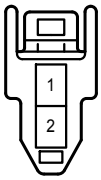

J136
White

L 17
White

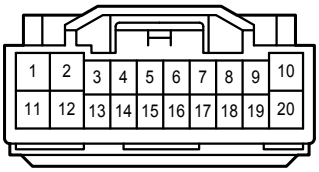

L 23
White

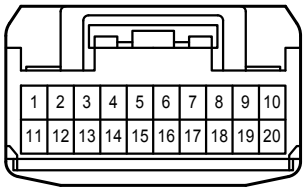

M 7
White

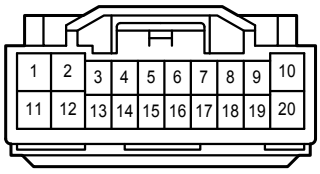

M 23
White

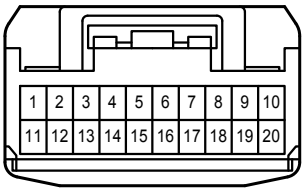

P 24
White

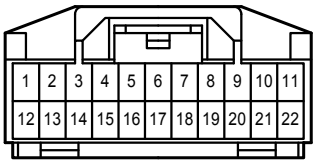

P 25
White

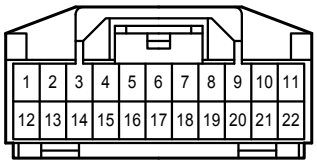

P 33
White

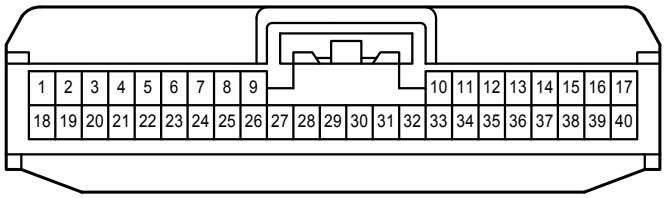

Q 3
White

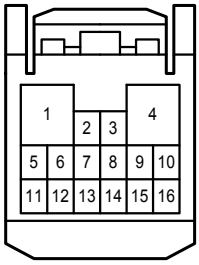

Q 14
White

2A
White

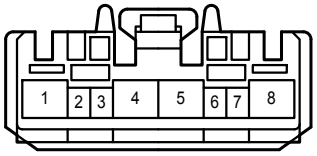

2B
White

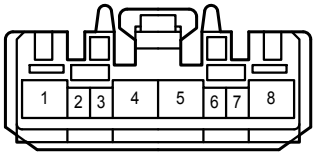

2F
Black

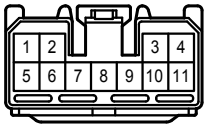

LA
White

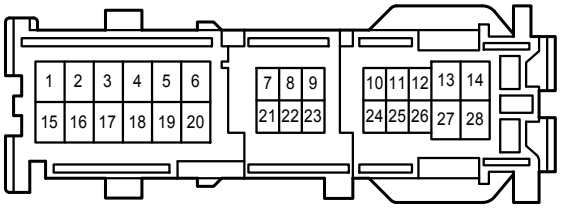

LD
White

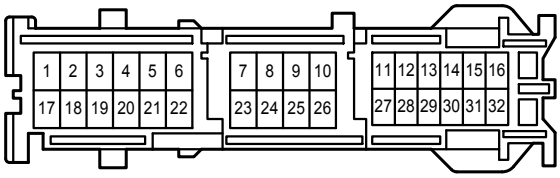

LL
Gray

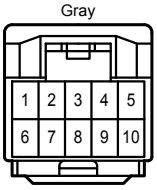

RA
White

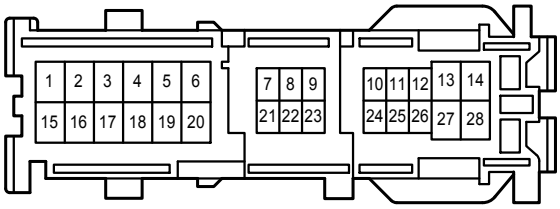

RD
White

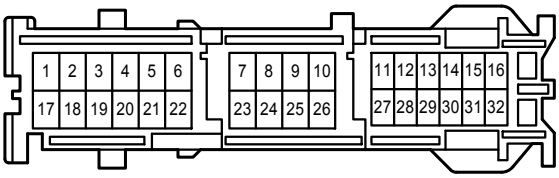

RJ
Gray

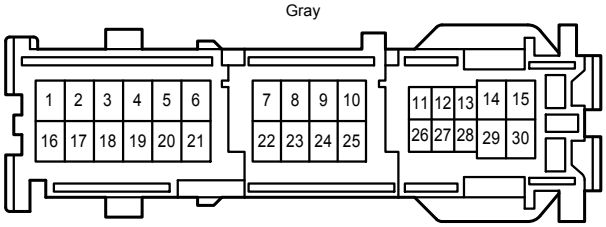

RK
Gray

RL
Gray

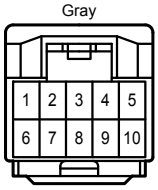

AE1
White

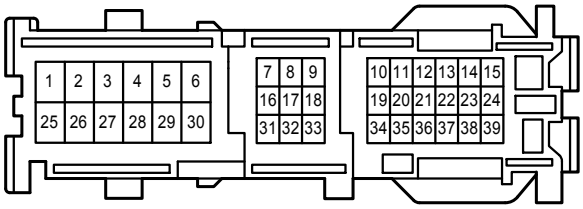

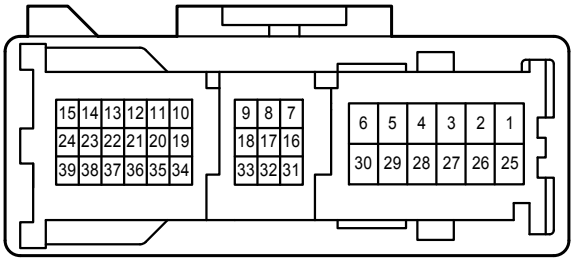

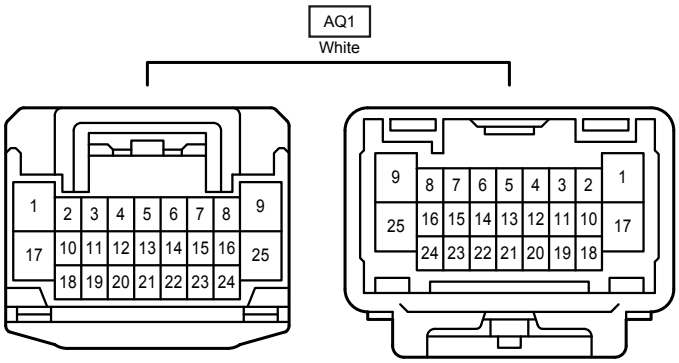
AQ1
White

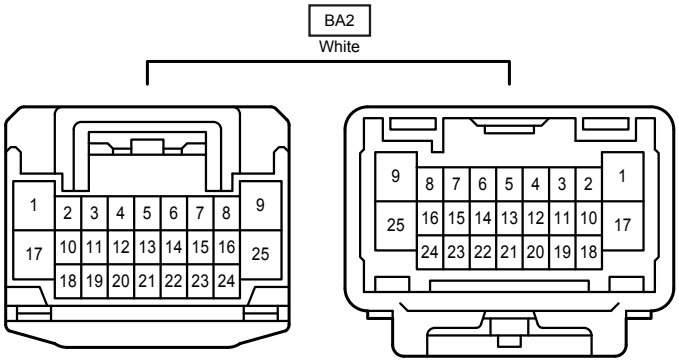
BA2
White

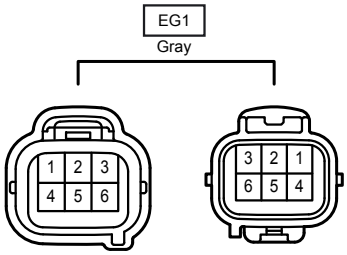
EG1
Gray

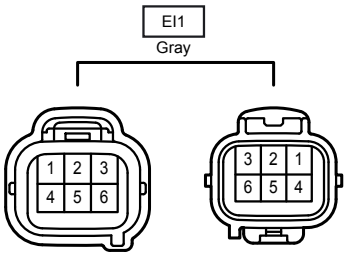
EI1
Gray

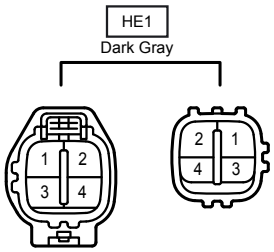
HE1
Dark Gray

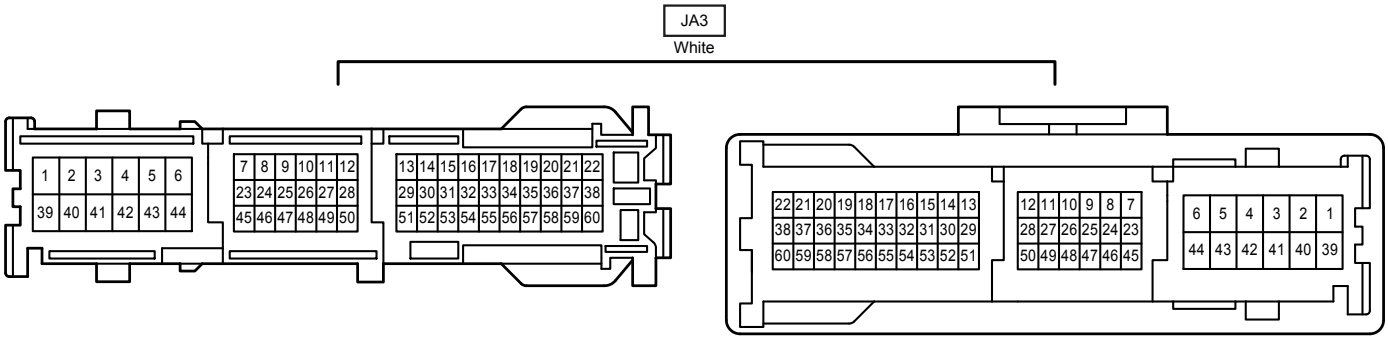
JA3
White

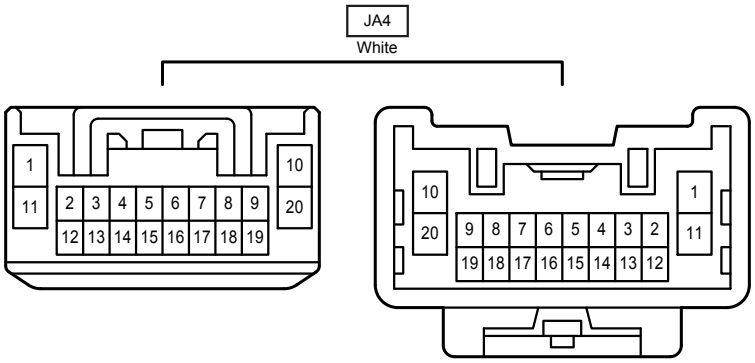
JA4
White

LP1
White

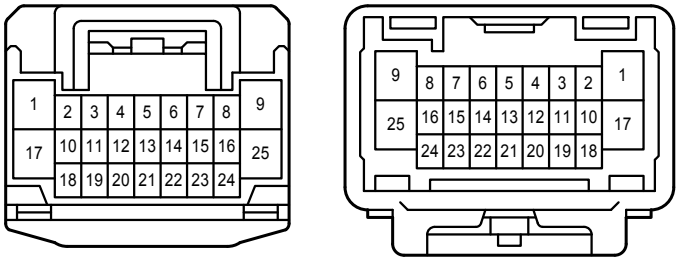

LP2
White

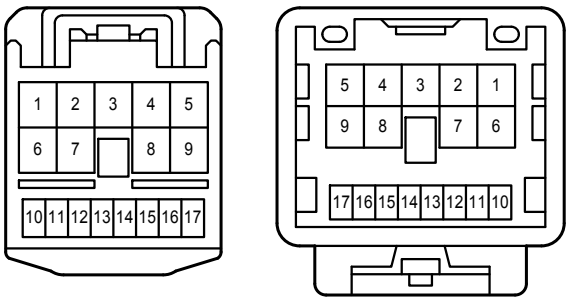

MQ1
White

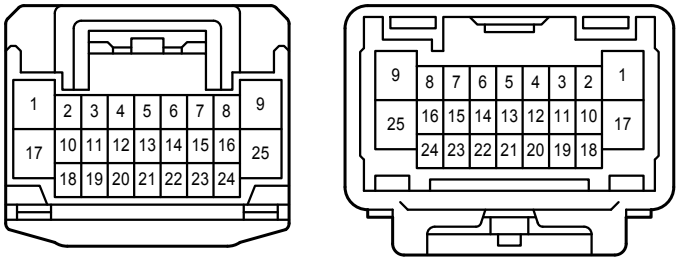

MQ2
White

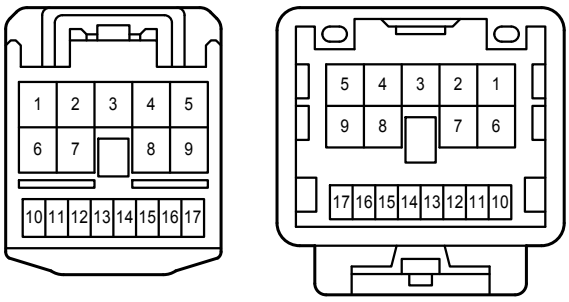

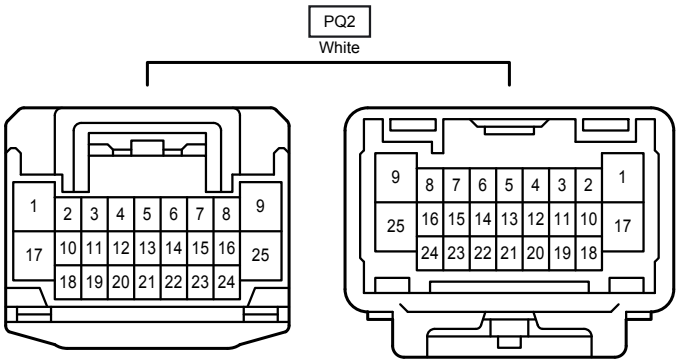
PQ2
White
1
2
3
4
5
6
7
8
9
17
10
11
12
13
14
15
16
25
18
19
20
21
22
23
24
9
8
7
6
5
4
3
2
1
25
16
15
14
13
12
11
10
17
24
23
22
21
20
19
18

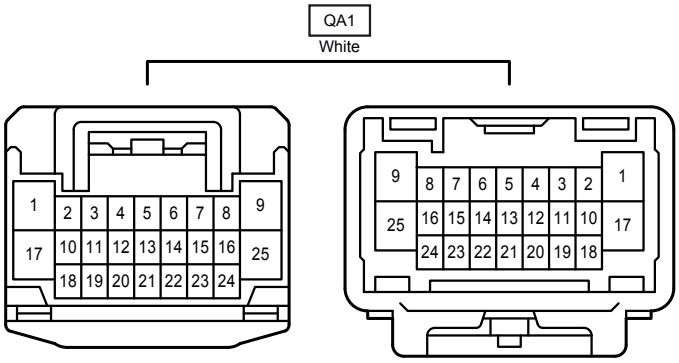
QA1
White
1
2
3
4
5
6
7
8
9
17
10
11
12
13
14
15
16
25
18
19
20
21
22
23
24
9
8
7
6
5
4
3
2
1
25
16
15
14
13
12
11
10
17
24
23
22
21
20
19
18