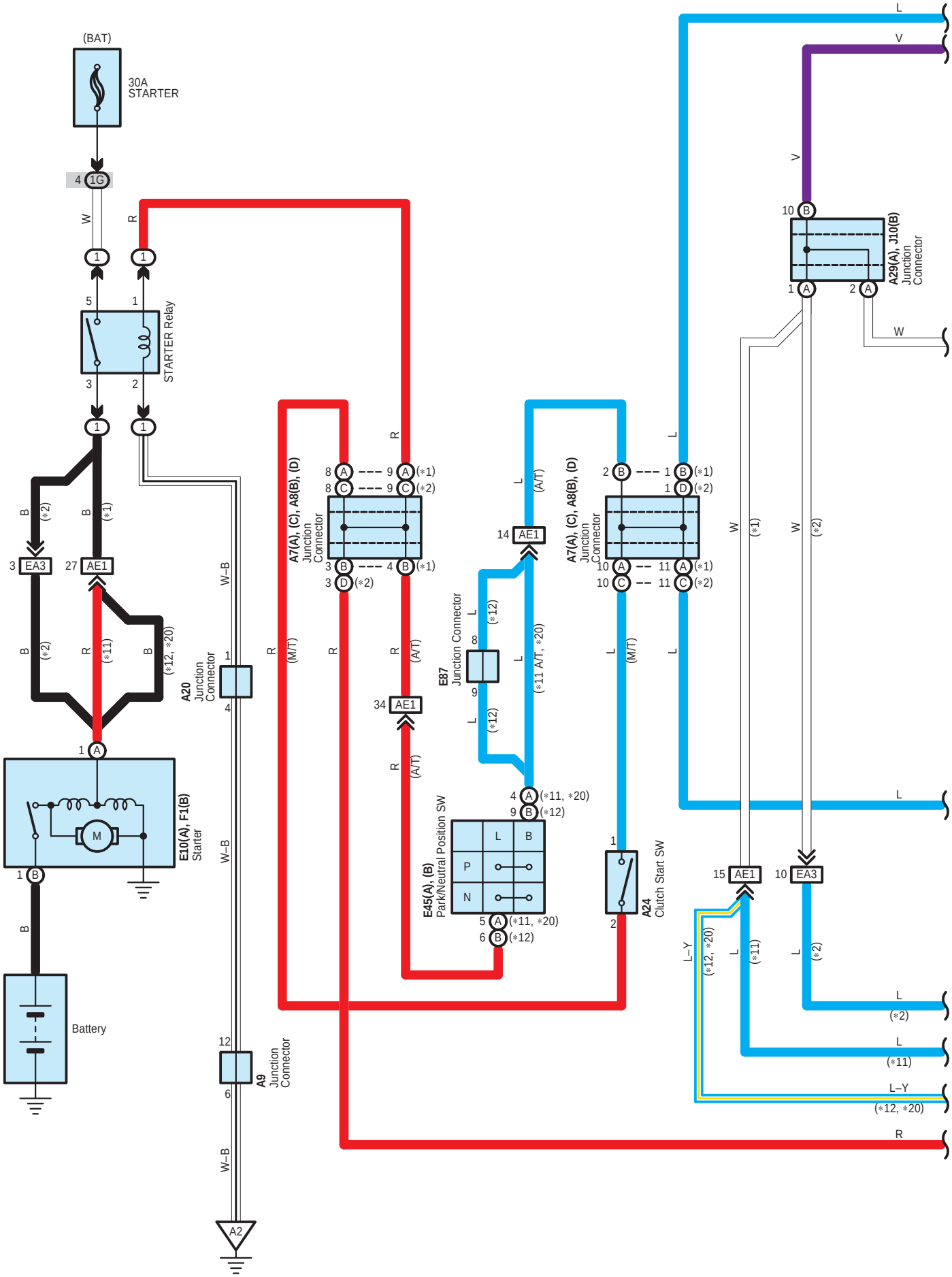
(BAT)
30A
STARTER
4 1G
W
R
1
5
1
STARTER Relay
3
2
1
1
B
(*2)
B
(*1)
3 EA3
27 AE1
B
(*2)
R
(*11)
B
(*12, *20)
1 A
E10(A), F1(B)
Starter
M
1 B
B
Battery
W–B
W–B
W–B
A20
Junction
Connector
1
4
12
6
A9
Junction
Connector
A2
R
(M/T)
R
R
(A/T)
34 AE1
R
(A/T)
A7(A), (C), A8(B), (D)
Junction
Connector
8 A
8 C
9 A (*1)
9 C (*2)
3 B
3 D (*2)
4 B (*1)
E87
Junction Connector
8
9
L
(*12)
L
(*12)
L
(A/T)
14 AE1
L
(*11 A/T, *20)
4 A (*11, *20)
9 B (*12)
E45(A), (B)
Park/Neutral Position SW
L
B
P
N
5 A (*11, *20)
6 B (*12)
A7(A), (C), A8(B), (D)
Junction
Connector
2 B
1 D (*2)
1 B (*1)
10 A
10 C
11 A (*1)
11 C (*2)
L
(M/T)
1
2
A24
Clutch Start SW
L
V
V
10 B
A29(A), J10(B)
Junction
Connector
1 A
2 A
W
W
(*1)
W
(*2)
L
15 AE1
10 EA3
L–Y
(*12, *20)
L
(*11)
L
(*2)
L
L
(*2)
L
(*11)
L–Y
(*12, *20)
R

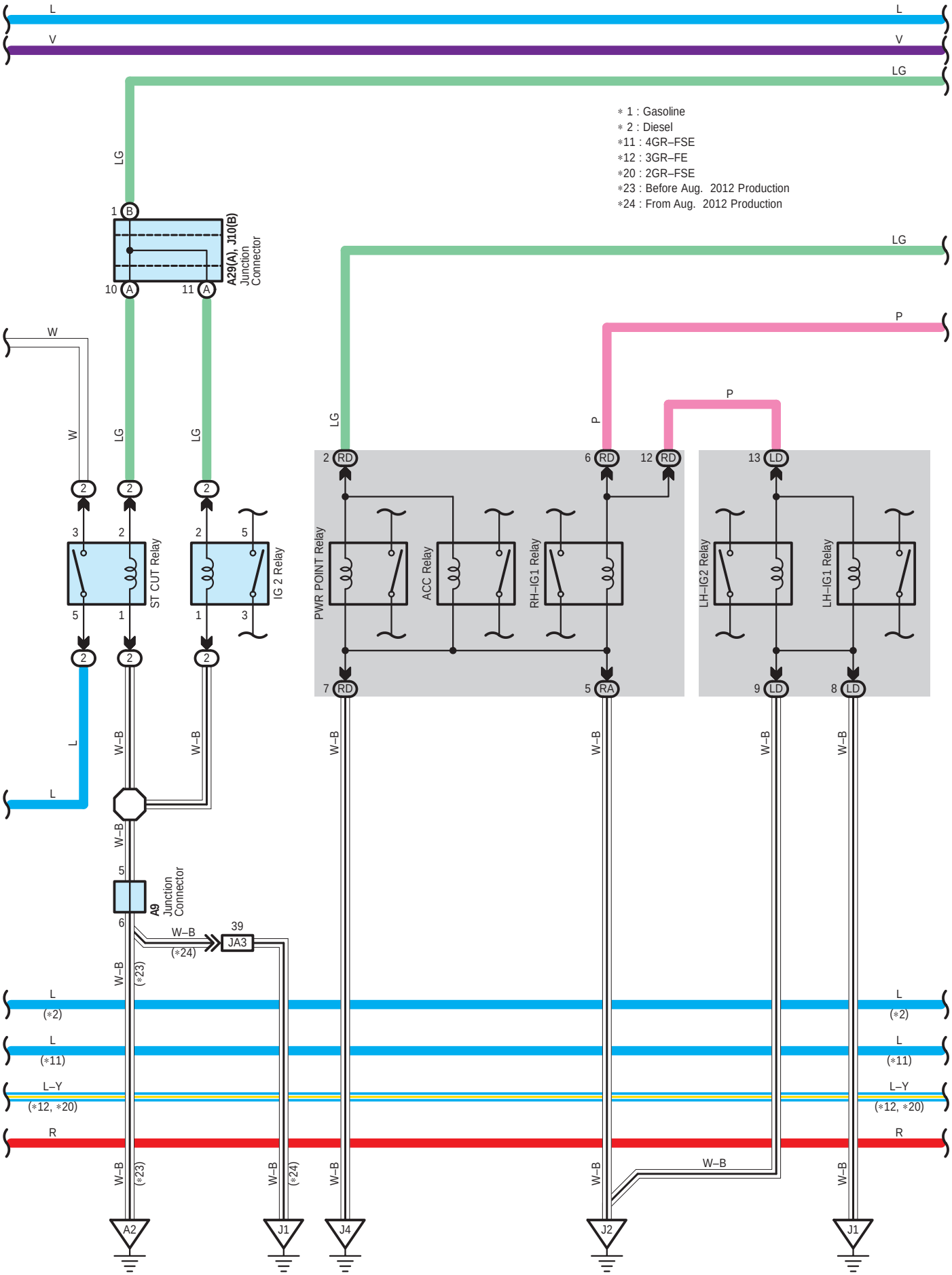
∗ 1 : Gasoline
∗ 2 : Diesel
∗11 : 4GR–FSE
∗12 : 3GR–FE
∗20 : 2GR–FSE
∗23 : Before Aug. 2012 Production
∗24 : From Aug. 2012 Production
A29(A), J10(B) Junction Connector
ST CUT Relay
IG 2 Relay
PWR POINT Relay
ACC Relay
RH–IG1 Relay
LH–IG2 Relay
LH–IG1 Relay
A9 Junction Connector
JA3
A2
J1
J4
J2
J1

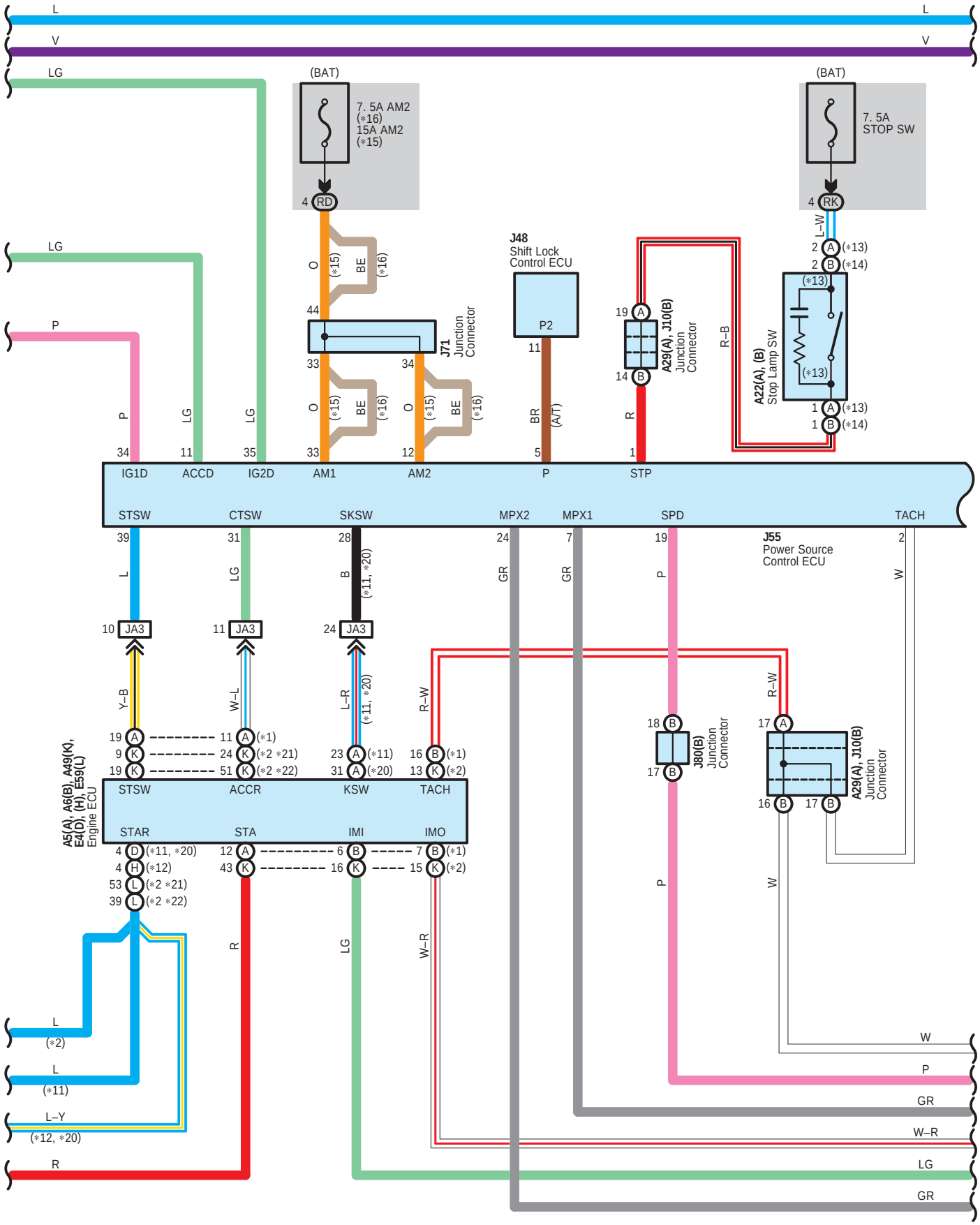
(BAT)
7. 5A AM2 (*16) 15A AM2 (*15)
7. 5A STOP SW
J48 Shift Lock Control ECU
J71 Junction Connector
A29(A), J10(B) Junction Connector
A22(A), (B) Stop Lamp SW
IG1D
ACCD
IG2D
AM1
AM2
P
STP
STSW
CTSW
SKSW
MPX2
MPX1
SPD
TACH
J55 Power Source Control ECU
JA3
A5(A), A6(B), A49(K), E4(D), (H), E59(L) Engine ECU
STSW
ACCR
KSW
TACH
STAR
STA
IMI
IMO
J80(B) Junction Connector
A29(A), J10(B) Junction Connector

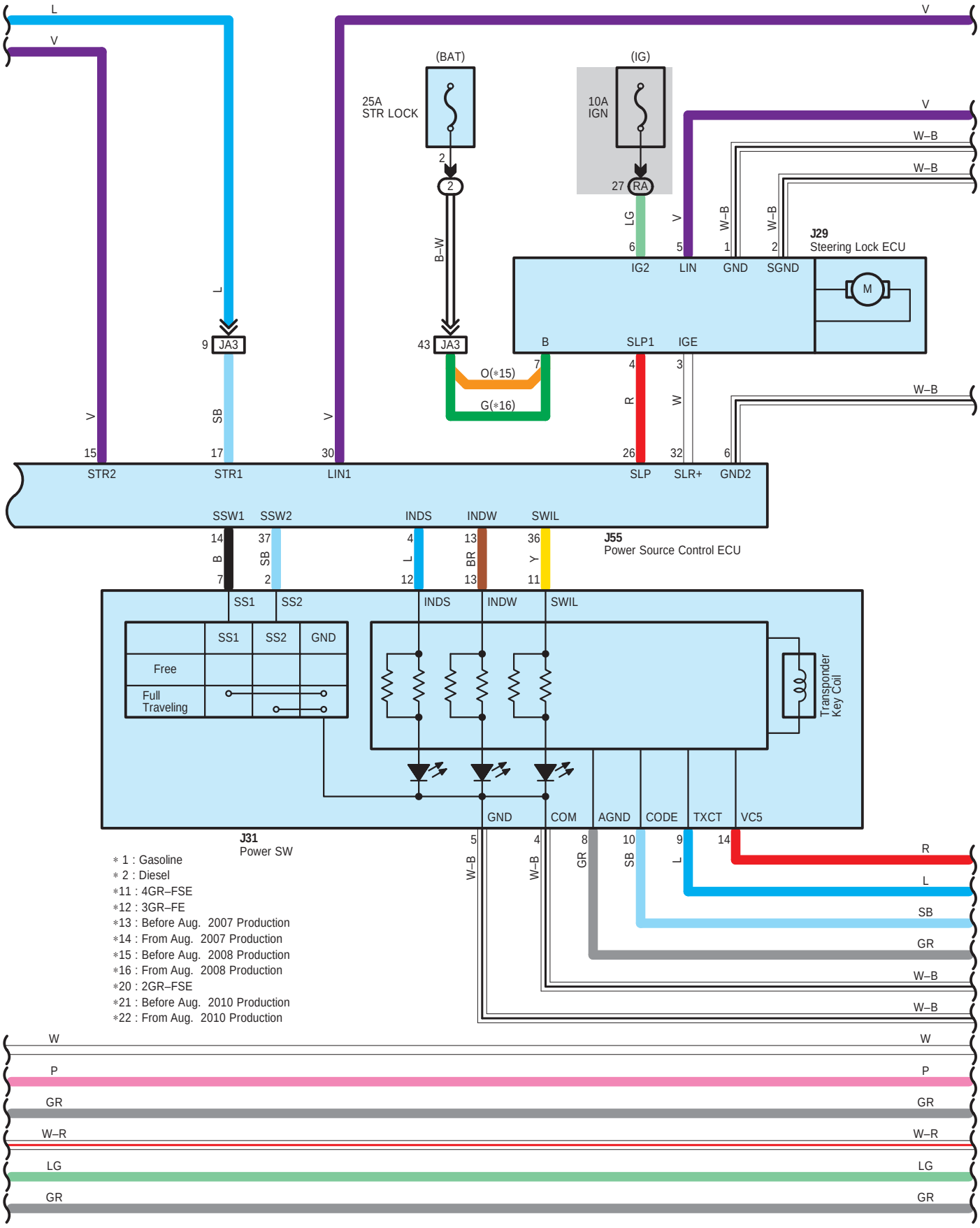
(BAT)
(IG)
25A
STR LOCK
10A
IGN
27 RA
2
B–W
9 JA3
43 JA3
O(*15)
G(*16)
J29
Steering Lock ECU
IG2
LIN
GND
SGND
SLP1
IGE
STR2
STR1
LIN1
SLP
SLR+
GND2
SSW1
SSW2
INDS
INDW
SWIL
J55
Power Source Control ECU
SS1
SS2
GND
Free
Full
Traveling
Transponder
Key Coil
COM
AGND
CODE
TXCT
VC5
J31
Power SW
* 1 : Gasoline
* 2 : Diesel
*11 : 4GR–FSE
*12 : 3GR–FE
*13 : Before Aug. 2007 Production
*14 : From Aug. 2007 Production
*15 : Before Aug. 2008 Production
*16 : From Aug. 2008 Production
*20 : 2GR–FSE
*21 : Before Aug. 2010 Production
*22 : From Aug. 2010 Production

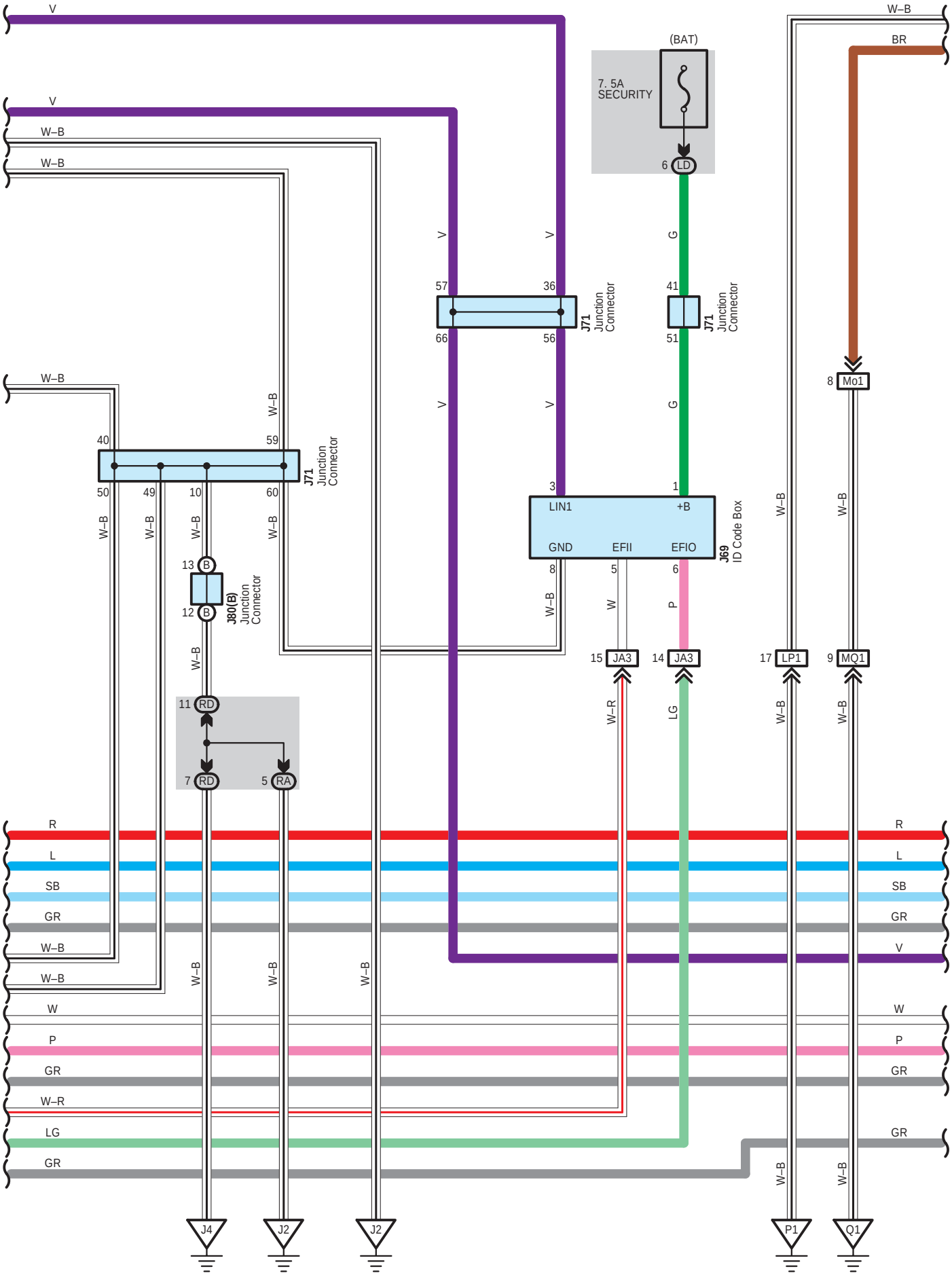
(BAT)
7. 5A
SECURITY
6 LD
J71
Junction
Connector
57
36
66
56
41
51
40
59
50
49
10
60
J80(B)
Junction
Connector
13 B
12 B
11 RD
7 RD
5 RA
J69
ID Code Box
LIN1
+B
GND
EFII
EFIO
3
1
8
5
6
15 JA3
14 JA3
17 LP1
9 MQ1
8 Mo1
J4
J2
J2
P1
Q1
V
W–B
BR
G
W
P
W–R
LG
R
L
SB
GR

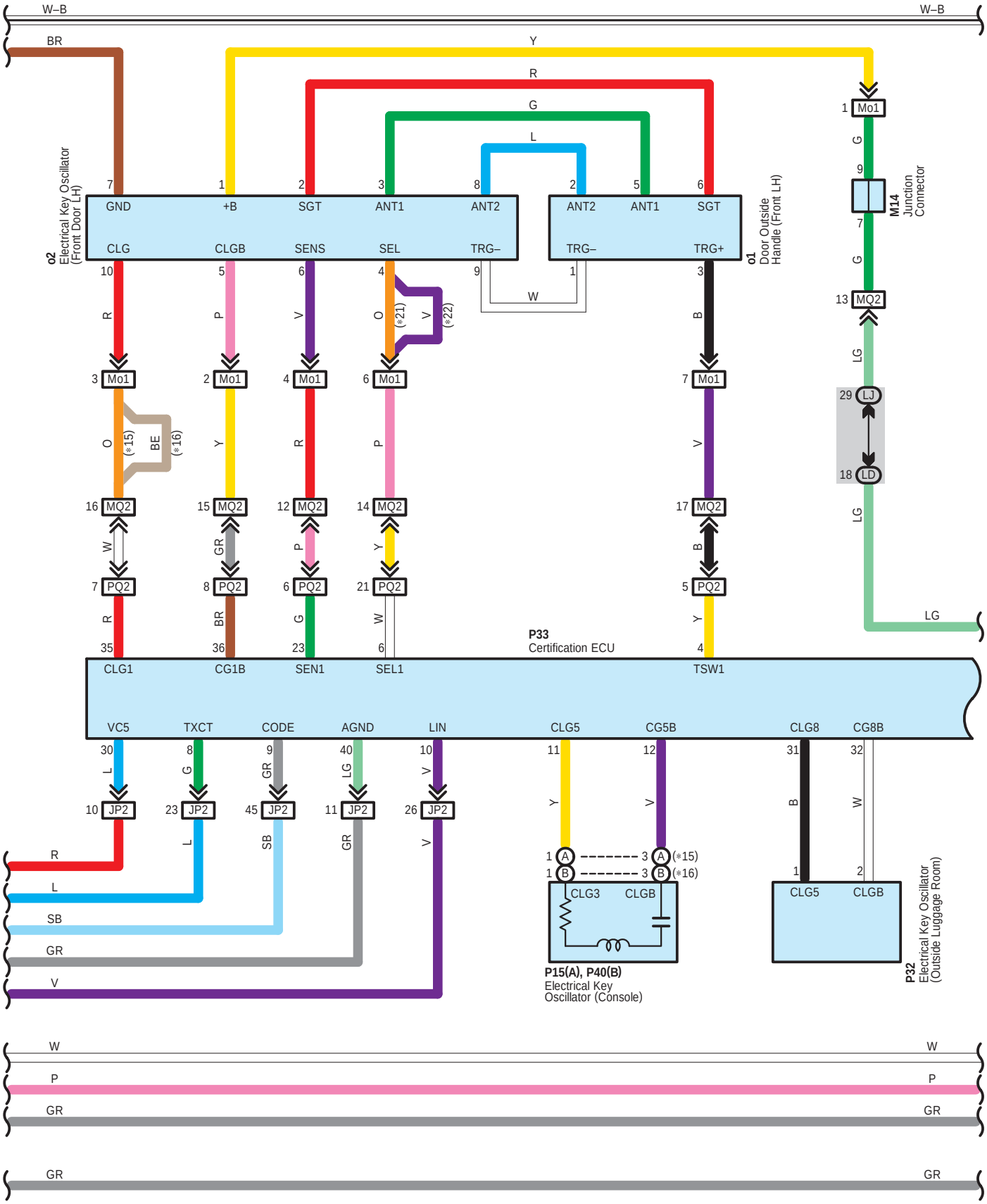

*15 : Before Aug. 2008 Production
*16 : From Aug. 2008 Production
*21 : Before Aug. 2010 Production
*22 : From Aug. 2010 Production

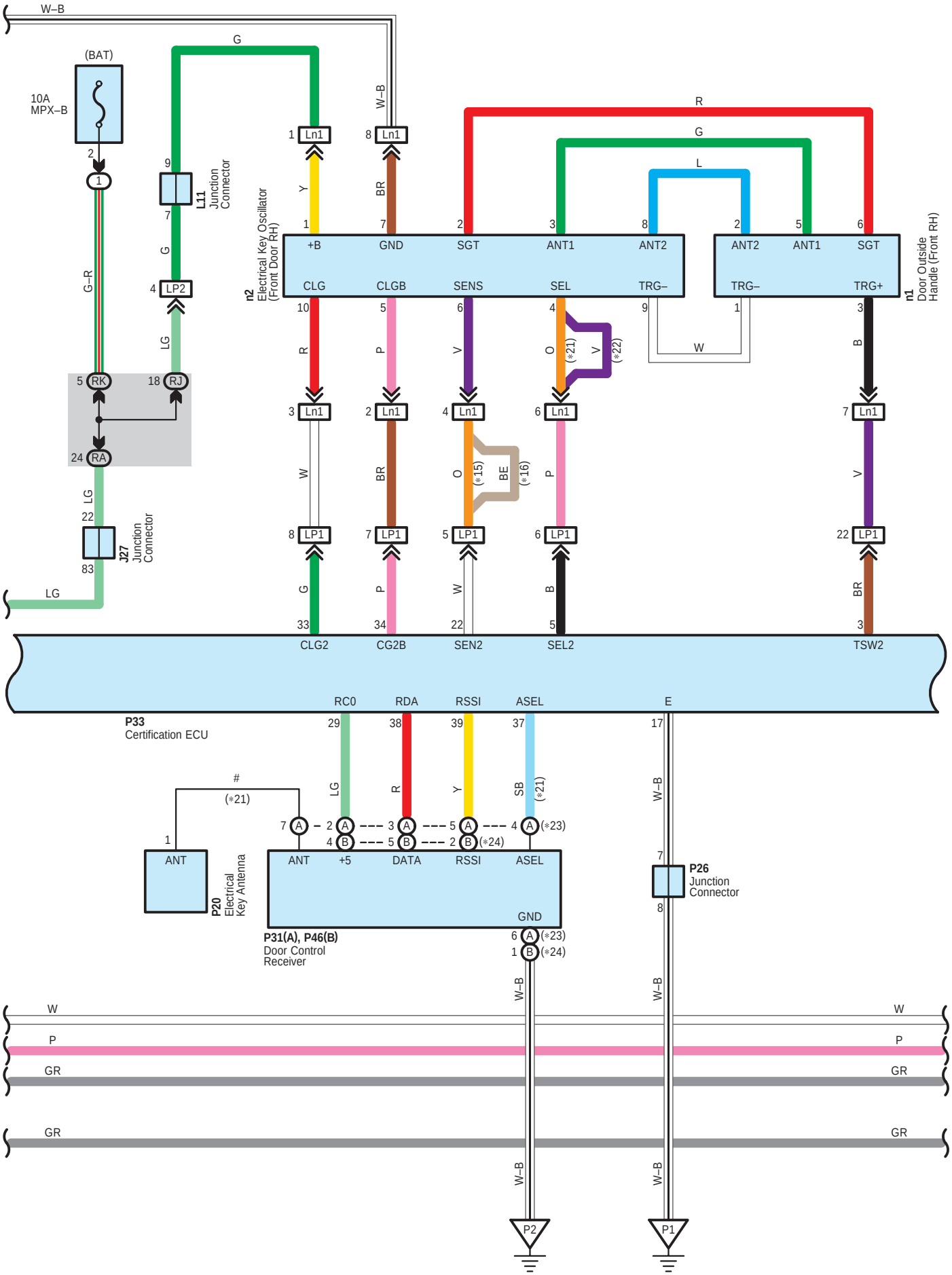
W–B
(BAT)
10A
MPX–B
G
W–B
R
G
L
L11
Junction
Connector
n2
Electrical Key Oscillator
(Front Door RH)
+B
GND
SGT
ANT1
ANT2
CLG
CLGB
SENS
SEL
TRG–
TRG+
n1
Door Outside
Handle (Front RH)
G–R
LG
RK
RJ
RA
J27
Junction
Connector
CLG2
CG2B
SEN2
SEL2
TSW2
P33
Certification ECU
RC0
RDA
RSSI
ASEL
E
(*21)
(*22)
(*15)
(*16)
(*23)
(*24)
ANT
+5
DATA
GND
P20
Electrical
Key Antenna
P31(A), P46(B)
Door Control
Receiver
P26
Junction
Connector
P2
P1

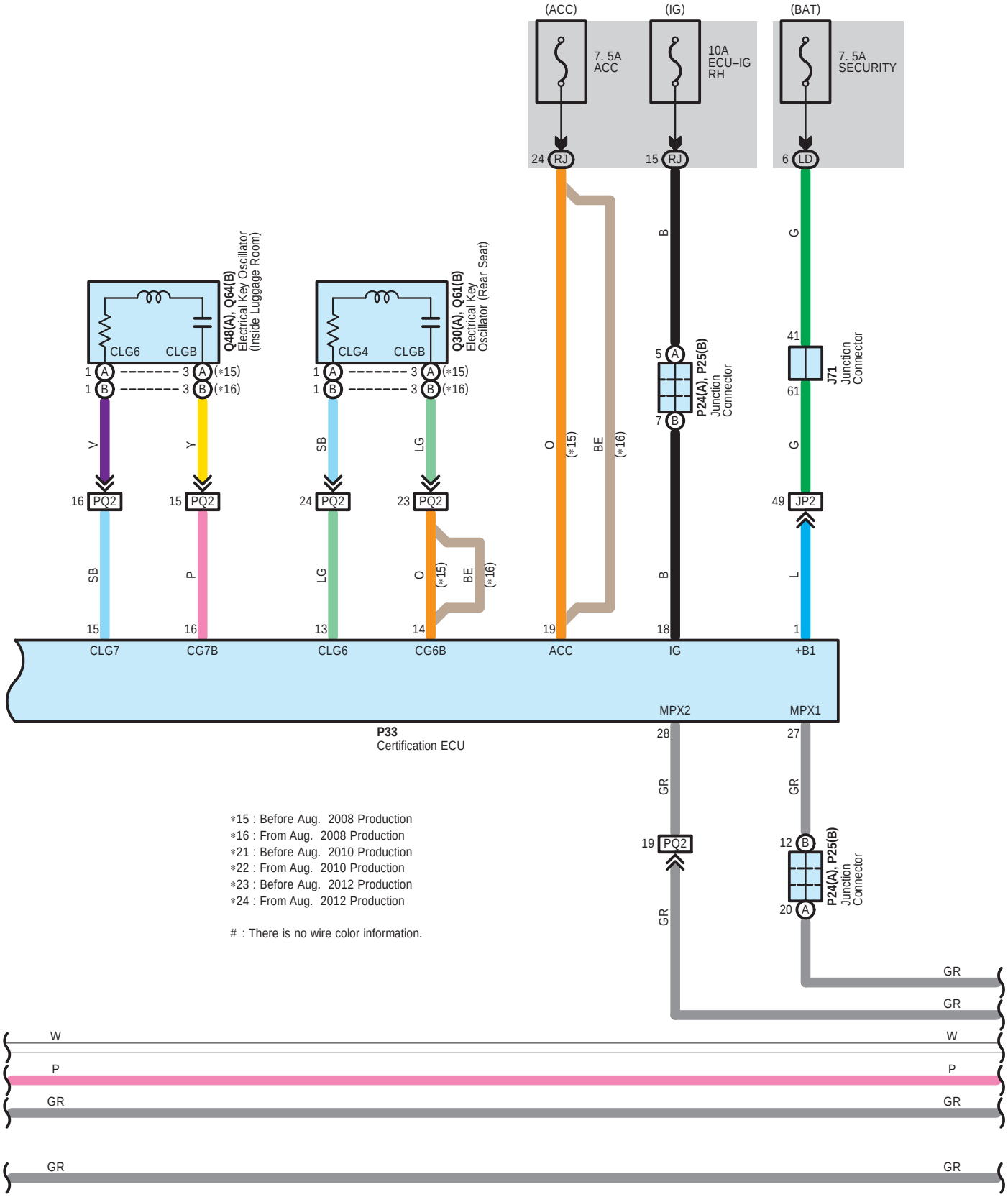
(ACC)
(IG)
(BAT)
7. 5A ACC
10A ECU–IG RH
7. 5A SECURITY
24 RJ
15 RJ
6 LD
Q48(A), Q64(B) Electrical Key Oscillator (Inside Luggage Room)
CLG6
CLGB
Q30(A), Q61(B) Electrical Key Oscillator (Rear Seat)
CLG4
CLGB
(*15)
(*16)
P24(A), P25(B) Junction Connector
J71 Junction Connector
16 PQ2
15 PQ2
24 PQ2
23 PQ2
49 JP2
15 CLG7
16 CG7B
13 CLG6
14 CG6B
19 ACC
18 IG
1 +B1
MPX2
MPX1
P33 Certification ECU
28
27
19 PQ2
12 B
20 A
*15 : Before Aug. 2008 Production
*16 : From Aug. 2008 Production
*21 : Before Aug. 2010 Production
*22 : From Aug. 2010 Production
*23 : Before Aug. 2012 Production
*24 : From Aug. 2012 Production
: There is no wire color information.
W
P
GR

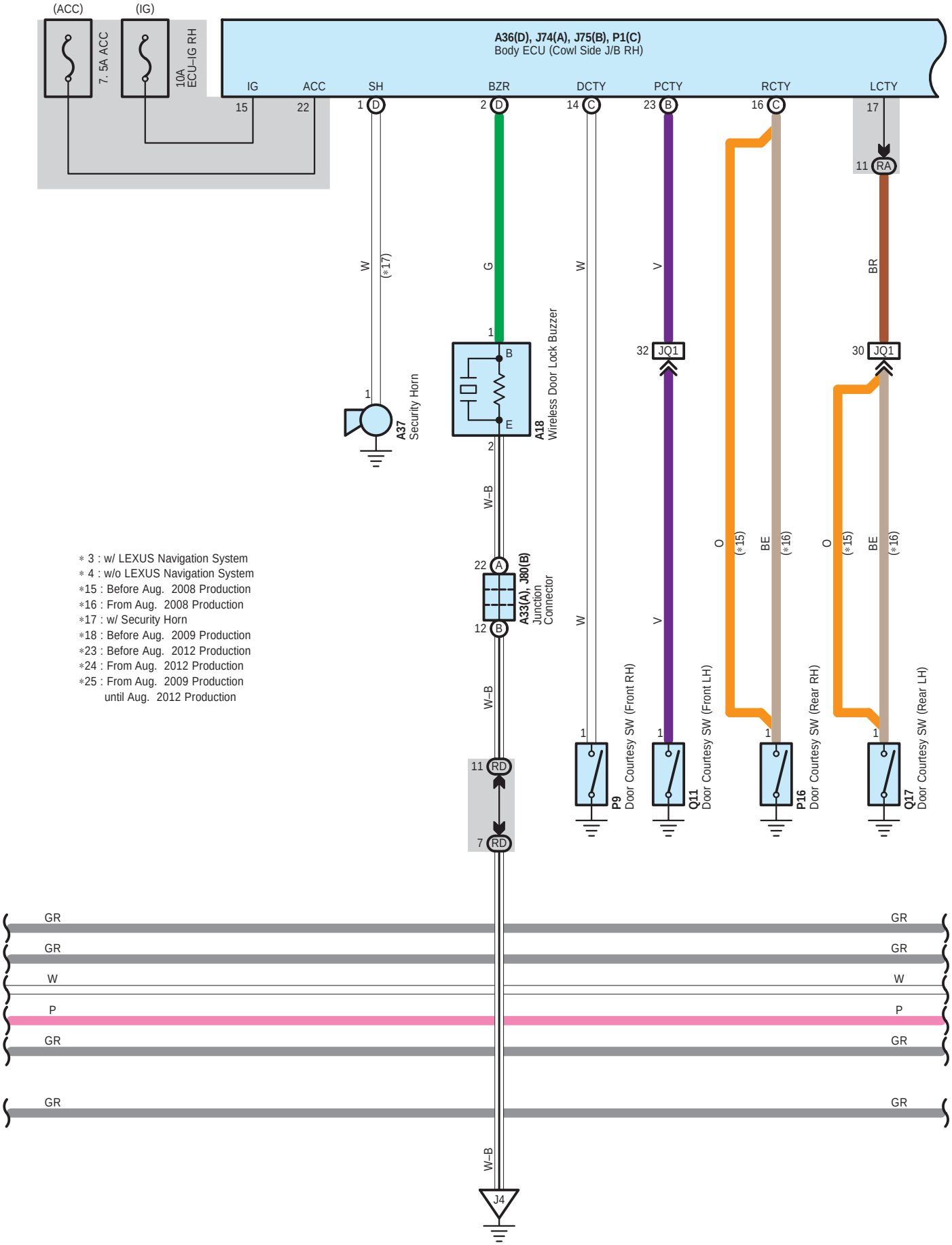

∗ 3 : w/ LEXUS Navigation System
∗ 4 : w/o LEXUS Navigation System
∗15 : Before Aug. 2008 Production
∗16 : From Aug. 2008 Production
∗17 : w/ Security Horn
∗18 : Before Aug. 2009 Production
∗23 : Before Aug. 2012 Production
∗24 : From Aug. 2012 Production
∗25 : From Aug. 2009 Production until Aug. 2012 Production

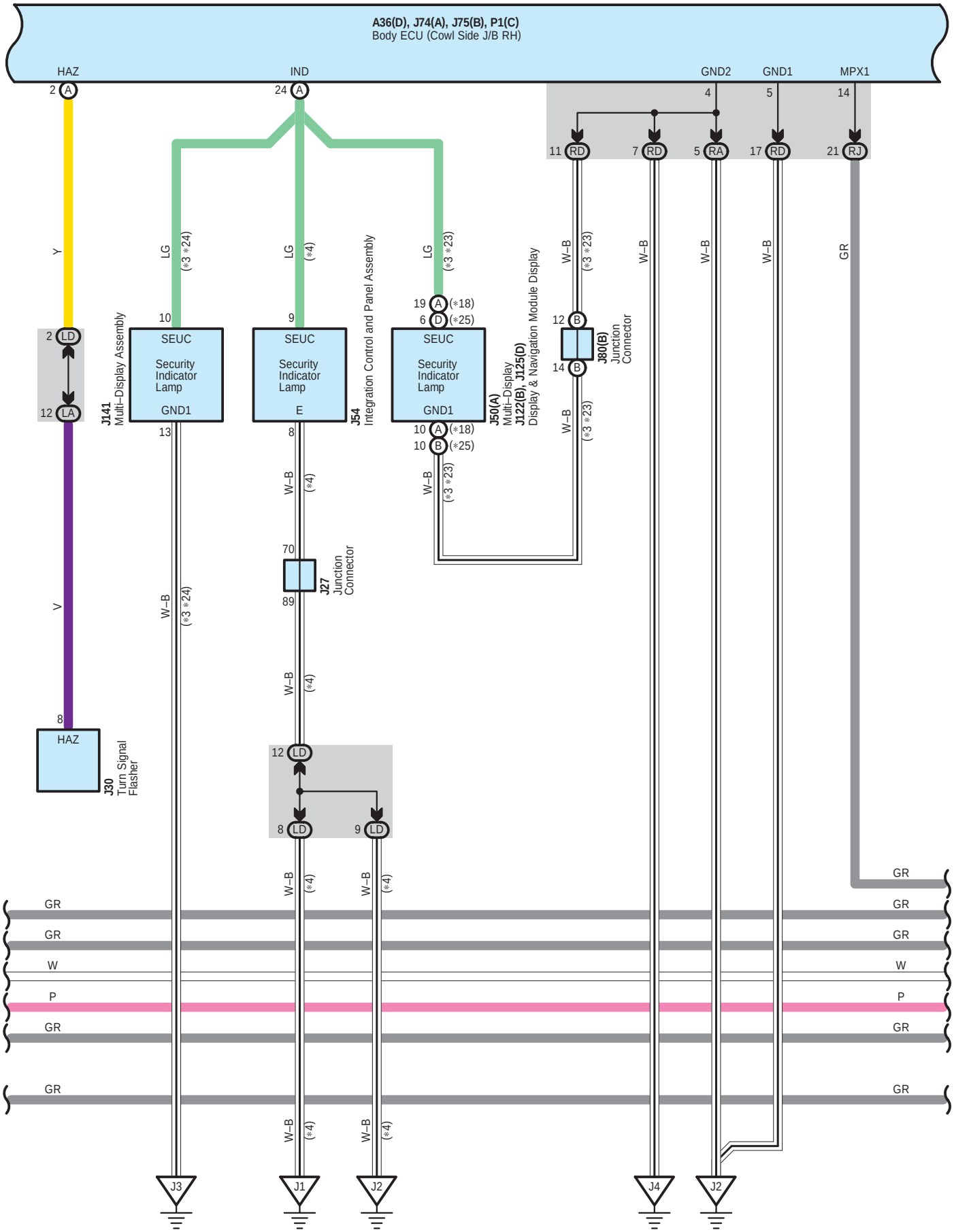
A36(D), J74(A), J75(B), P1(C)
Body ECU (Cowl Side J/B RH)
HAZ
IND
GND2
GND1
MPX1
SEUC
Security Indicator Lamp
GND1
E
J141 Multi-Display Assembly
J54 Integration Control and Panel Assembly
J50(A) Multi-Display
J122(B), J125(D) Display & Navigation Module Display
J80(B) Junction Connector
J27 Junction Connector
J30 Turn Signal Flasher
J3
J1
J2
J4
J2

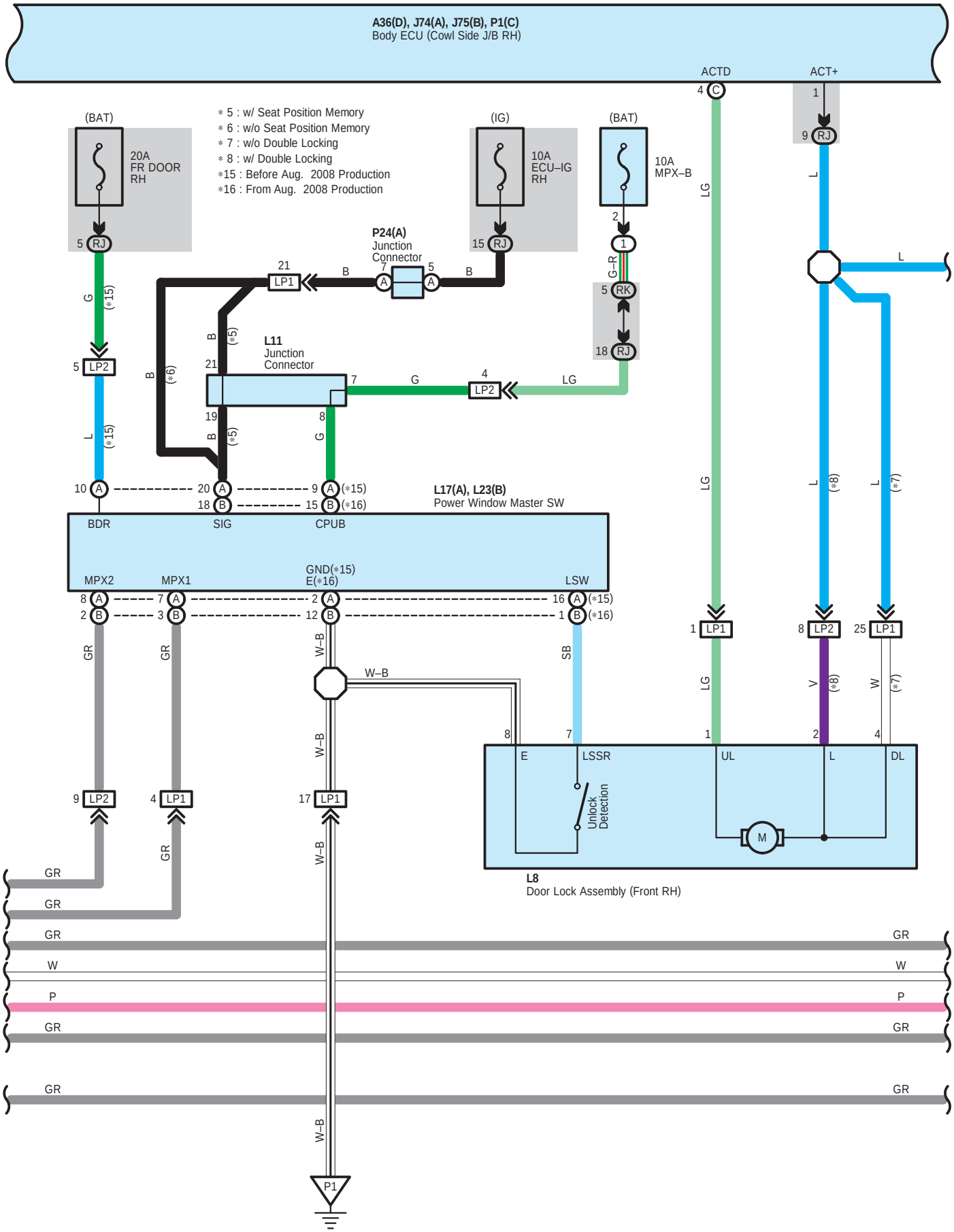
A36(D), J74(A), J75(B), P1(C)
Body ECU (Cowl Side J/B RH)
ACTD
ACT+
(BAT)
20A
FR DOOR
RH
∗ 5 : w/ Seat Position Memory
∗ 6 : w/o Seat Position Memory
∗ 7 : w/o Double Locking
∗ 8 : w/ Double Locking
∗15 : Before Aug. 2008 Production
∗16 : From Aug. 2008 Production
(IG)
10A
ECU–IG
RH
(BAT)
10A
MPX–B
P24(A)
Junction
Connector
L11
Junction
Connector
L17(A), L23(B)
Power Window Master SW
BDR
SIG
CPUB
MPX2
MPX1
GND(∗15)
E(∗16)
LSW
L8
Door Lock Assembly (Front RH)
E
LSSR
UL
L
DL
Unlock
Detection
M
P1

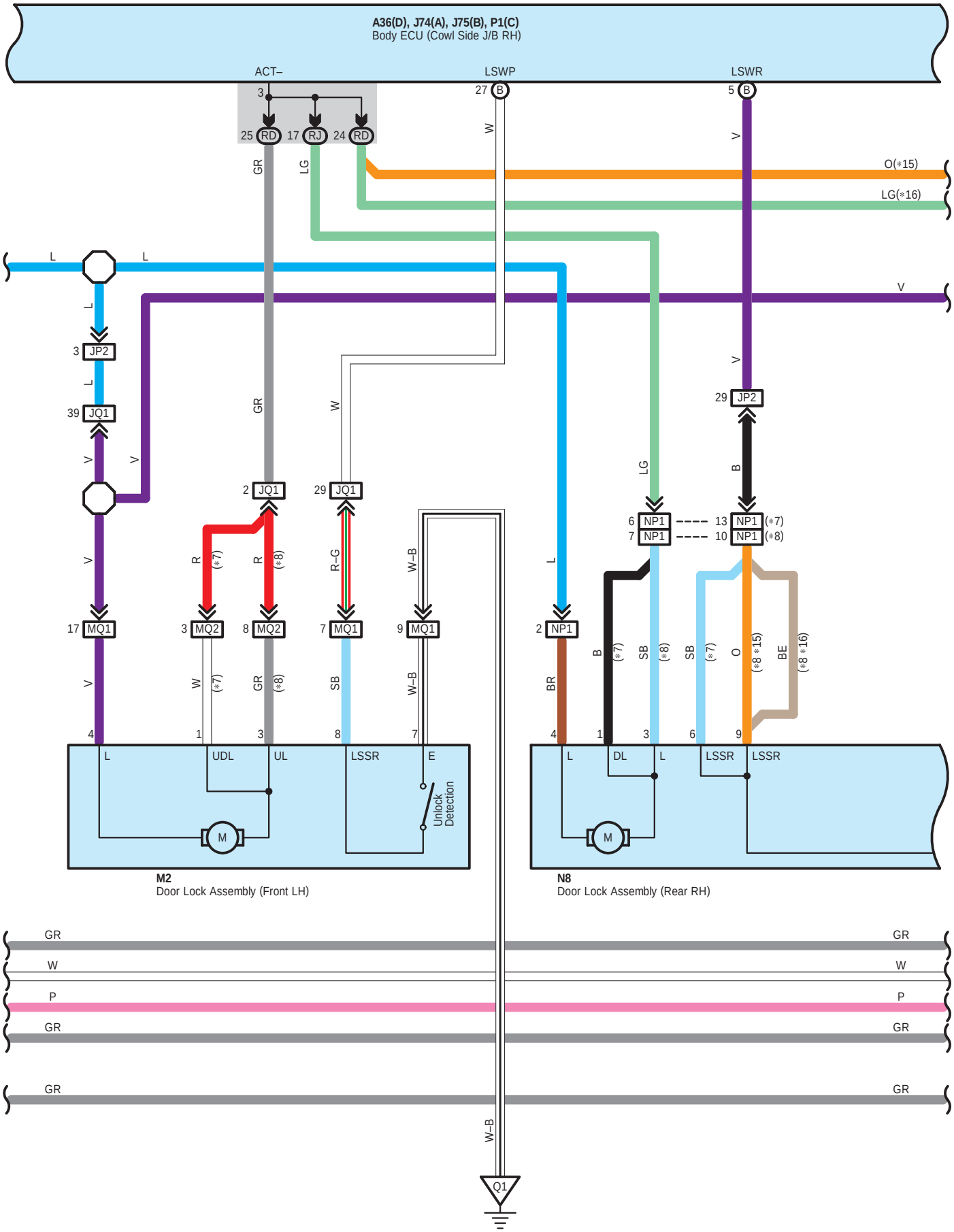
A36(D), J74(A), J75(B), P1(C)
Body ECU (Cowl Side J/B RH)
ACT–
LSWP
LSWR
3
25 RD
17 RJ
24 RD
27 B
5 B
O(*15)
LG(*16)
3 JP2
39 JQ1
2 JQ1
29 JQ1
29 JP2
6 NP1
7 NP1
13 NP1 (*7)
10 NP1 (*8)
17 MQ1
3 MQ2
8 MQ2
7 MQ1
9 MQ1
2 NP1
L
UDL
UL
LSSR
E
Unlock Detection
M
M2
Door Lock Assembly (Front LH)
L
DL
L
LSSR
LSSR
M
N8
Door Lock Assembly (Rear RH)
GR
W
P
GR
GR
GR
W
P
GR
GR
W–B
Q1

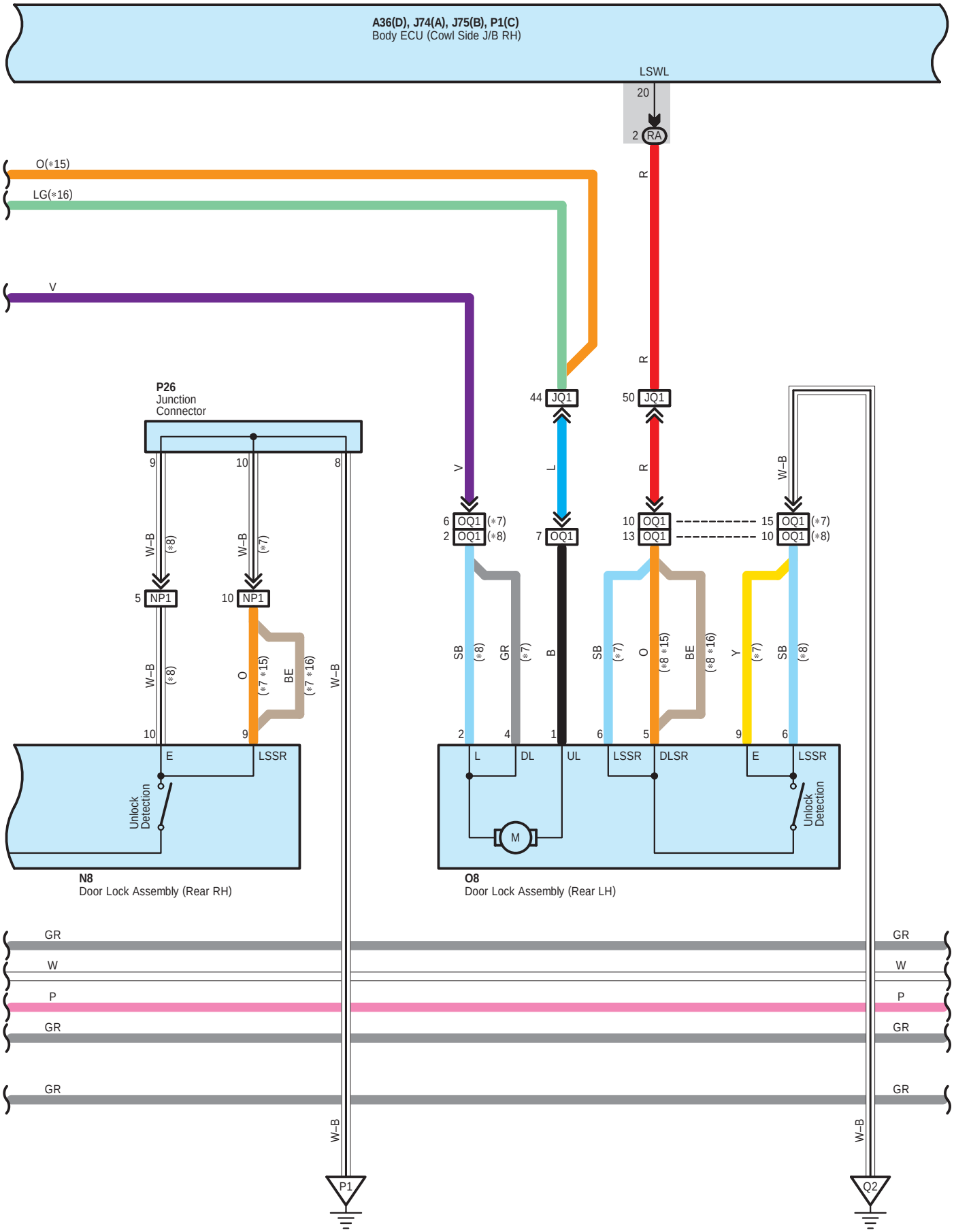
A36(D), J74(A), J75(B), P1(C)
Body ECU (Cowl Side J/B RH)
LSWL
20
2 RA
R
O(*15)
LG(*16)
V
P26
Junction
Connector
9
10
8
W–B
(*8)
(*7)
5 NP1
10 NP1
O
(*7 *15)
BE
(*7 *16)
10
9
E
LSSR
Unlock
Detection
N8
Door Lock Assembly (Rear RH)
44 JQ1
50 JQ1
L
6 OQ1 (*7)
2 OQ1 (*8)
7 OQ1
10 OQ1
13 OQ1
15 OQ1 (*7)
10 OQ1 (*8)
SB
GR
B
Y
(*8 *15)
(*8 *16)
2
4
1
6
5
9
6
L
DL
UL
LSSR
DLSR
E
LSSR
M
O8
Door Lock Assembly (Rear LH)
GR
W
P
GR
GR
W–B
P1
Q2

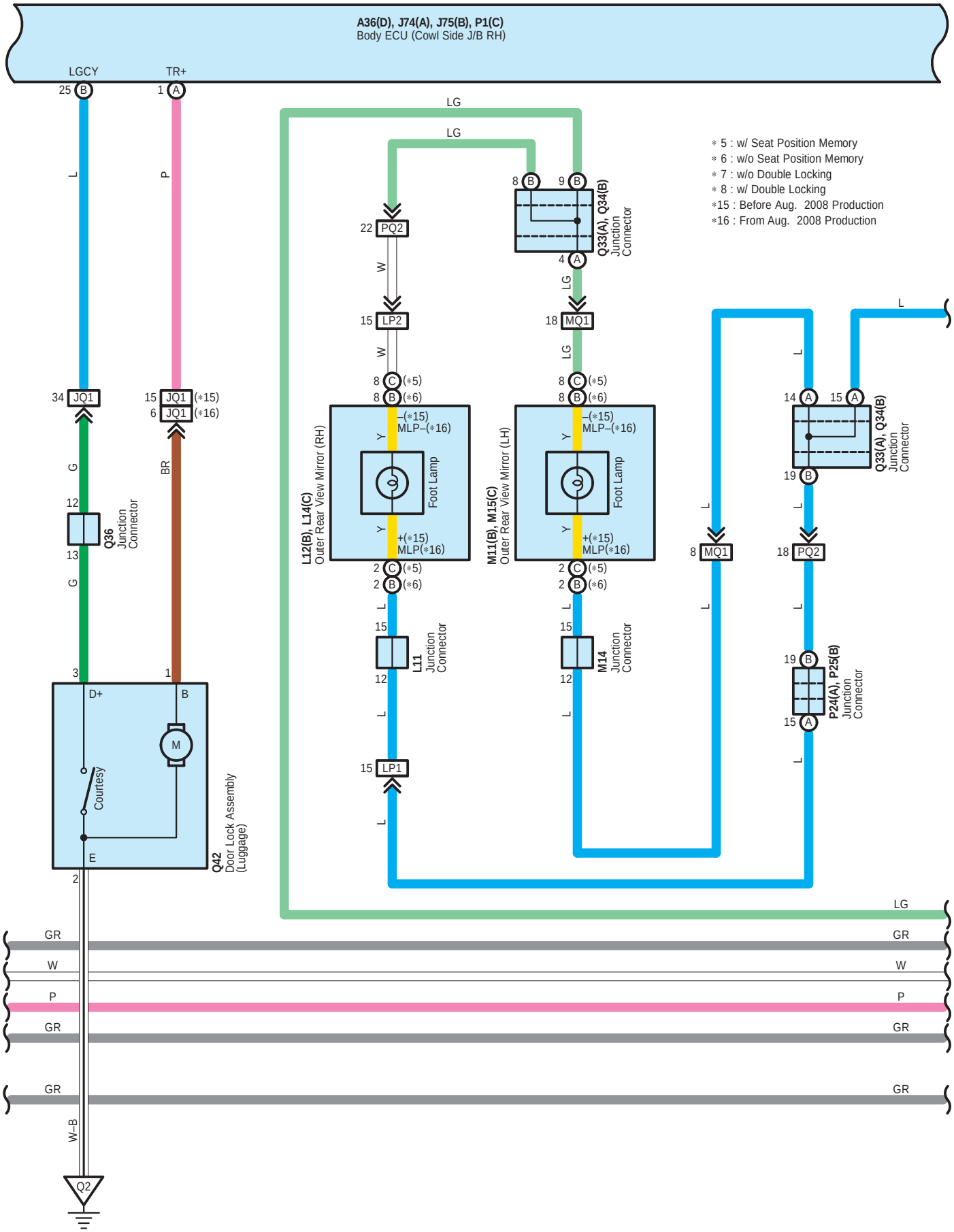
A36(D), J74(A), J75(B), P1(C)
Body ECU (Cowl Side J/B RH)
LGCY
TR+
25 B
1 A
L
P
LG
LG
∗ 5 : w/ Seat Position Memory
∗ 6 : w/o Seat Position Memory
∗ 7 : w/o Double Locking
∗ 8 : w/ Double Locking
∗15 : Before Aug. 2008 Production
∗16 : From Aug. 2008 Production
8 B
9 B
Q33(A), Q34(B) Junction Connector
4 A
22 PQ2
W
15 LP2
W
18 MQ1
LG
34 JQ1
15 JQ1 (∗15)
6 JQ1 (∗16)
G
BR
12
Q36 Junction Connector
13
G
8 C (∗5)
8 B (∗6)
–(∗15) MLP–(∗16)
Y
Foot Lamp
Y
+(∗15) MLP(∗16)
2 C (∗5)
2 B (∗6)
L12(B), L14(C) Outer Rear View Mirror (RH)
M11(B), M15(C) Outer Rear View Mirror (LH)
14 A
15 A
19 B
8 MQ1
18 PQ2
15
L11 Junction Connector
M14 Junction Connector
P24(A), P25(B) Junction Connector
15 A
15 LP1
3
1
D+
B
M
Courtesy
E
Q42 Door Lock Assembly (Luggage)
2
GR
W
P
GR
GR
W–B
Q2

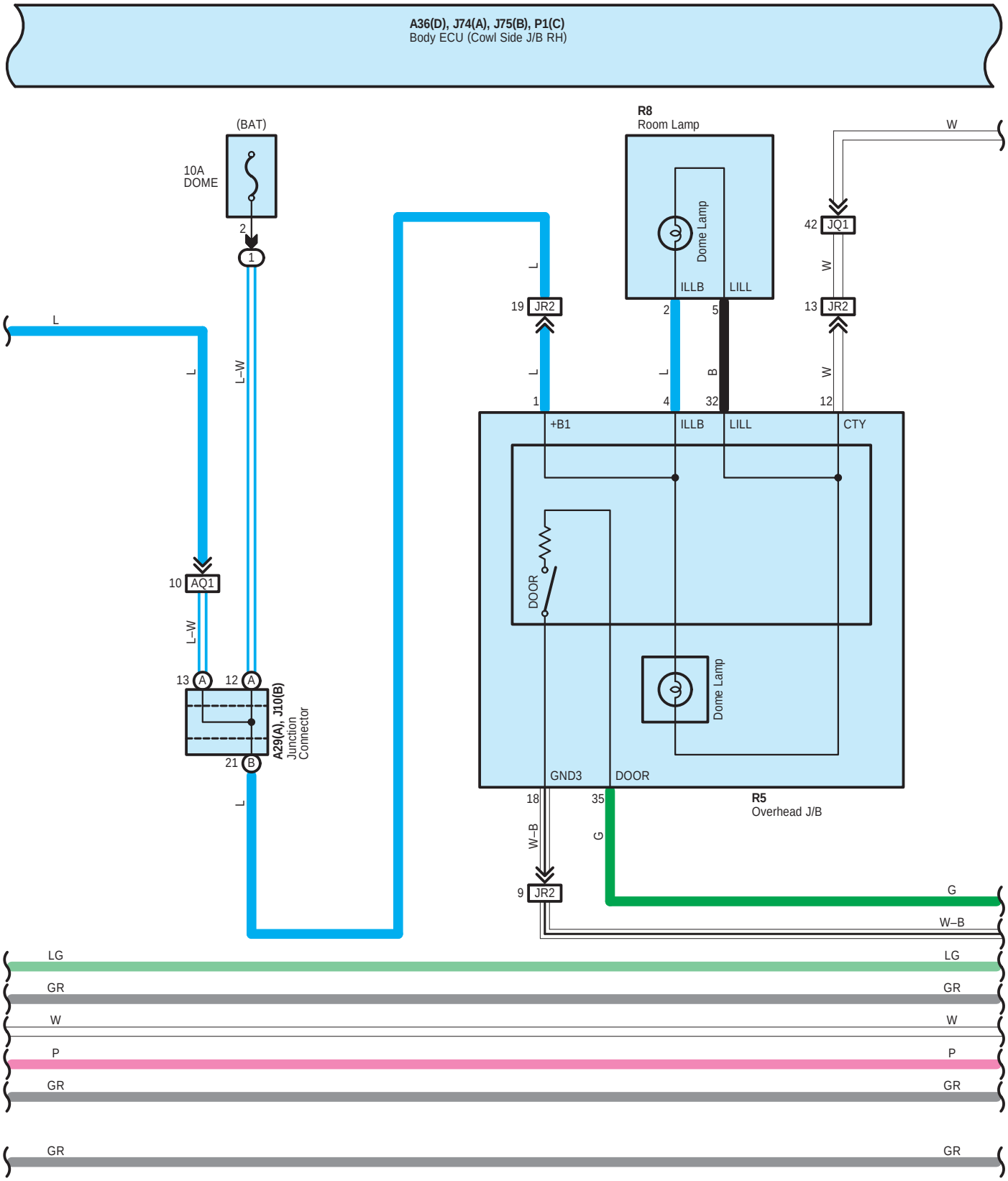
A36(D), J74(A), J75(B), P1(C)
Body ECU (Cowl Side J/B RH)
(BAT)
10A
DOME
2
1
L
L
L–W
10
AQ1
L–W
13
12
21
A29(A), J10(B)
Junction
Connector
L
R8
Room Lamp
Dome Lamp
ILLB
LILL
W
42
JQ1
W
13
JR2
19
JR2
L
L
2
5
L
B
W
1
4
32
12
+B1
ILLB
LILL
CTY
DOOR
Dome Lamp
GND3
DOOR
18
35
R5
Overhead J/B
W–B
G
9
JR2
G
W–B
LG
LG
GR
GR
W
W
P
P
GR
GR
GR
GR

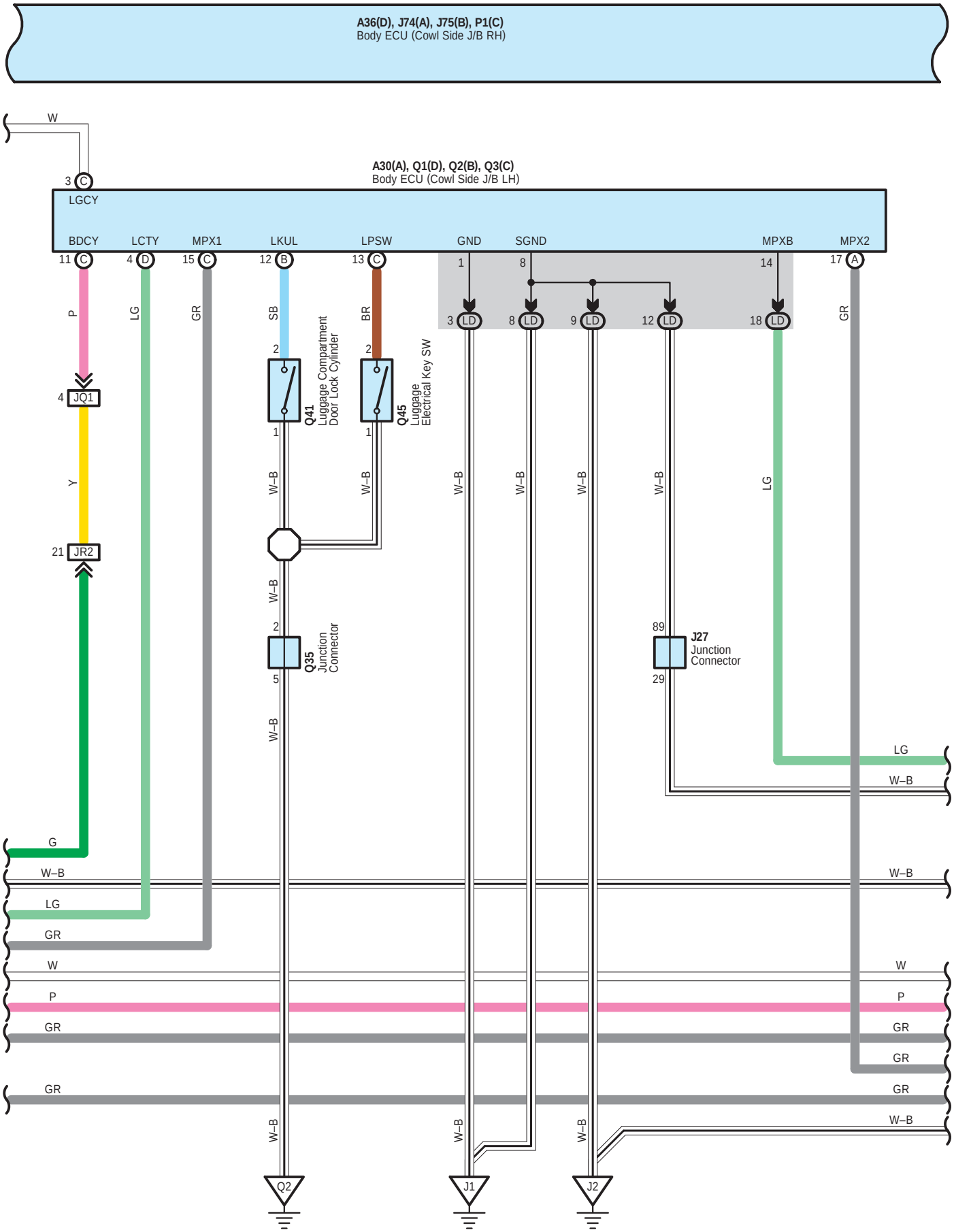
A36(D), J74(A), J75(B), P1(C)
Body ECU (Cowl Side J/B RH)
A30(A), Q1(D), Q2(B), Q3(C)
Body ECU (Cowl Side J/B LH)
LGCY
BDCY
LCTY
MPX1
LKUL
LPSW
GND
SGND
MPXB
MPX2
Q41
Luggage Compartment Door Lock Cylinder
Q45
Luggage Electrical Key SW
Q35
Junction Connector
J27
Junction Connector
JQ1
JR2
Q2
J1
J2

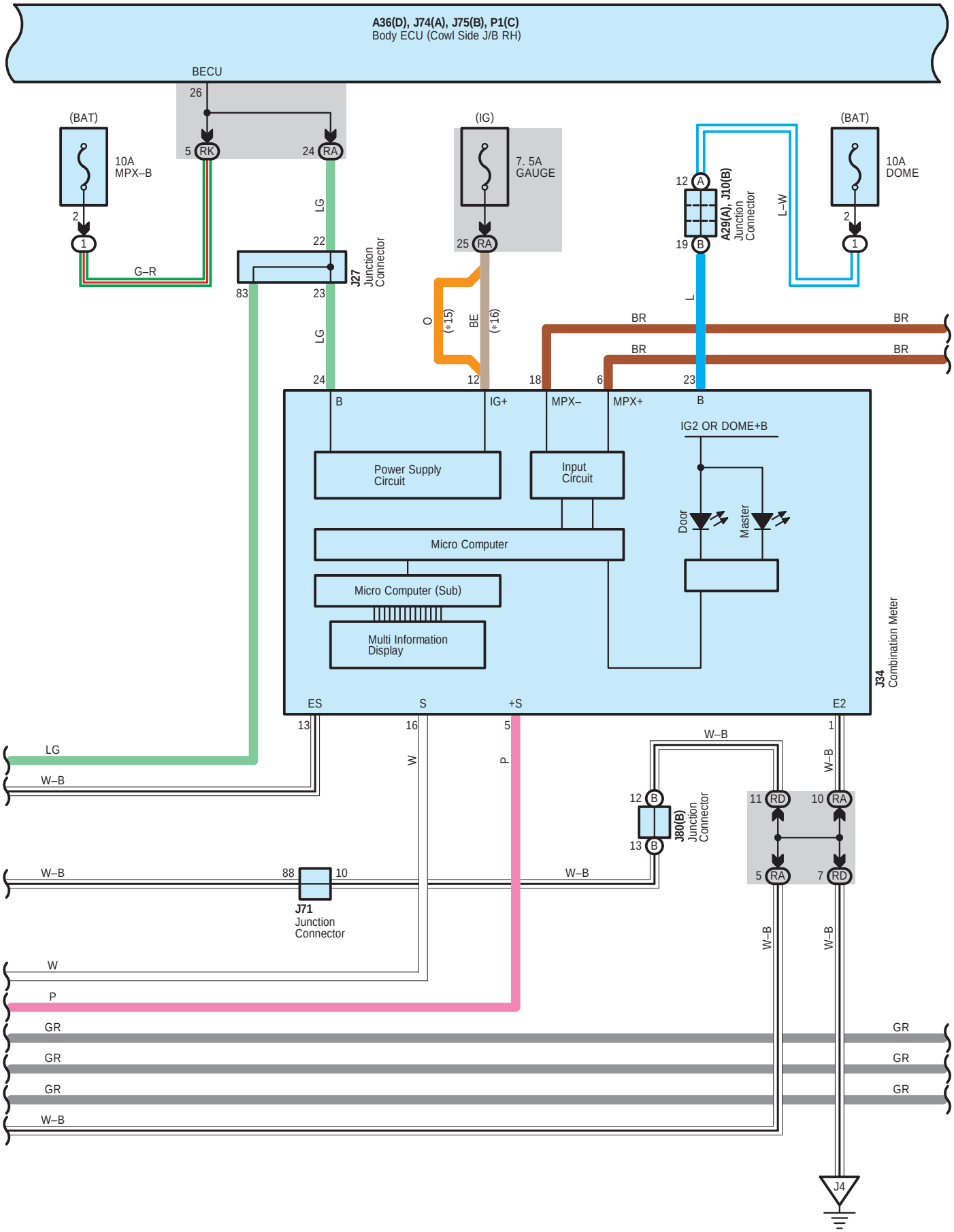
A36(D), J74(A), J75(B), P1(C)
Body ECU (Cowl Side J/B RH)
BECU
26
(BAT)
10A
MPX–B
5 RK
24 RA
(IG)
7. 5A
GAUGE
25 RA
(BAT)
10A
DOME
12 A
19 B
A29(A), J10(B)
Junction
Connector
L–W
LG
22
23
83
J27
Junction
Connector
G–R
O
(*15)
BE
(*16)
BR
L
24
12
18
6
23
B
IG+
MPX–
MPX+
B
IG2 OR DOME+B
Power Supply
Circuit
Input
Circuit
Door
Master
Micro Computer
Micro Computer (Sub)
Multi Information
Display
J34
Combination Meter
ES
S
+S
E2
13
16
5
1
LG
W–B
W
P
W–B
12 B
13 B
J80(B)
Junction
Connector
11 RD
10 RA
5 RA
7 RD
88
10
J71
Junction
Connector
GR
J4

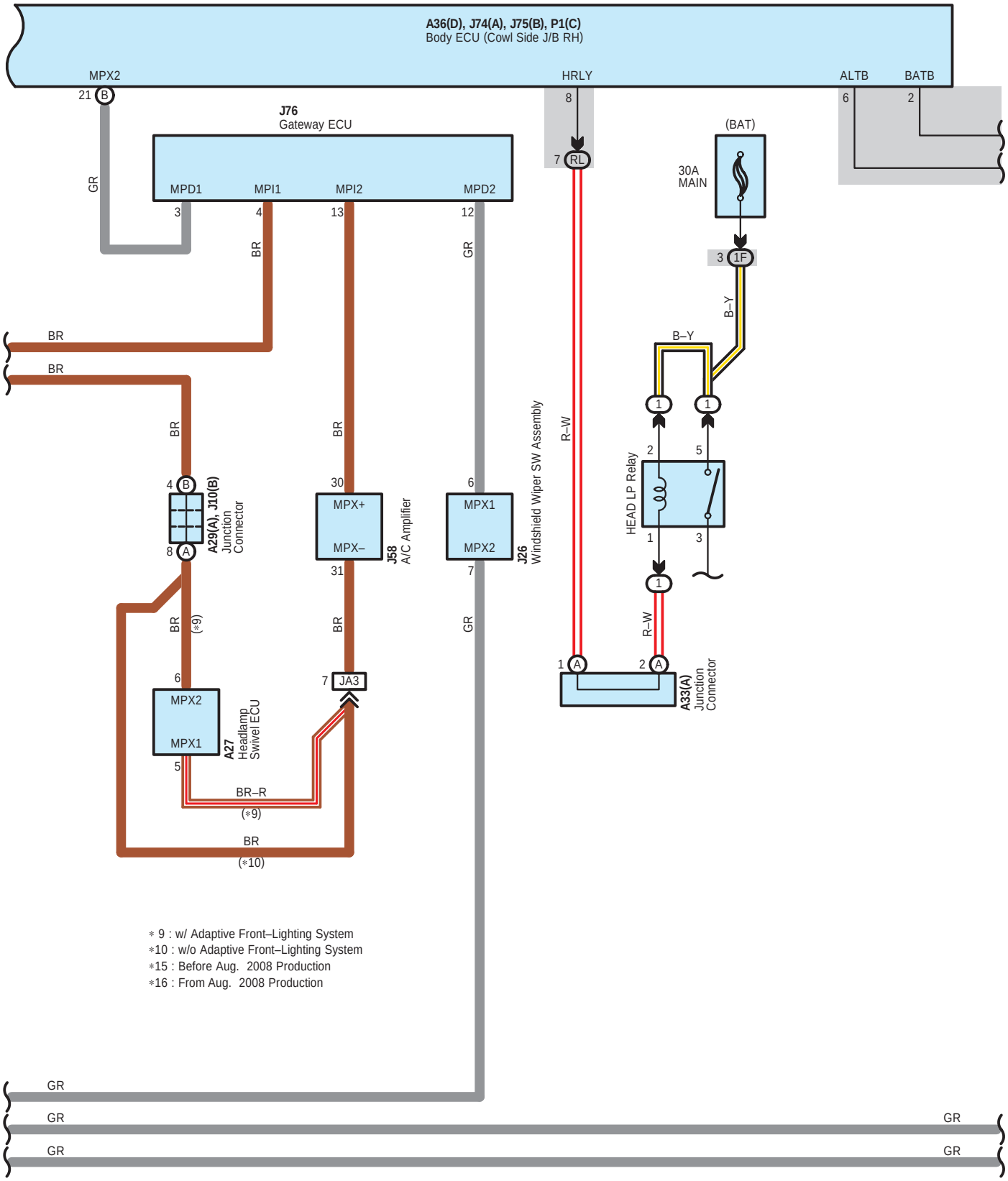
A36(D), J74(A), J75(B), P1(C)
Body ECU (Cowl Side J/B RH)
MPX2
HRLY
ALTB
BATB
J76
Gateway ECU
MPD1
MPI1
MPI2
MPD2
(BAT)
30A
MAIN
1F
B–Y
HEAD LP Relay
R–W
A29(A), J10(B)
Junction
Connector
MPX+
MPX–
J58
A/C Amplifier
MPX1
MPX2
J26
Windshield Wiper SW Assembly
A33(A)
Junction
Connector
JA3
A27
Headlamp
Swivel ECU
BR–R
(*9)
BR
(*10)
GR
* 9 : w/ Adaptive Front–Lighting System
*10 : w/o Adaptive Front–Lighting System
*15 : Before Aug. 2008 Production
*16 : From Aug. 2008 Production

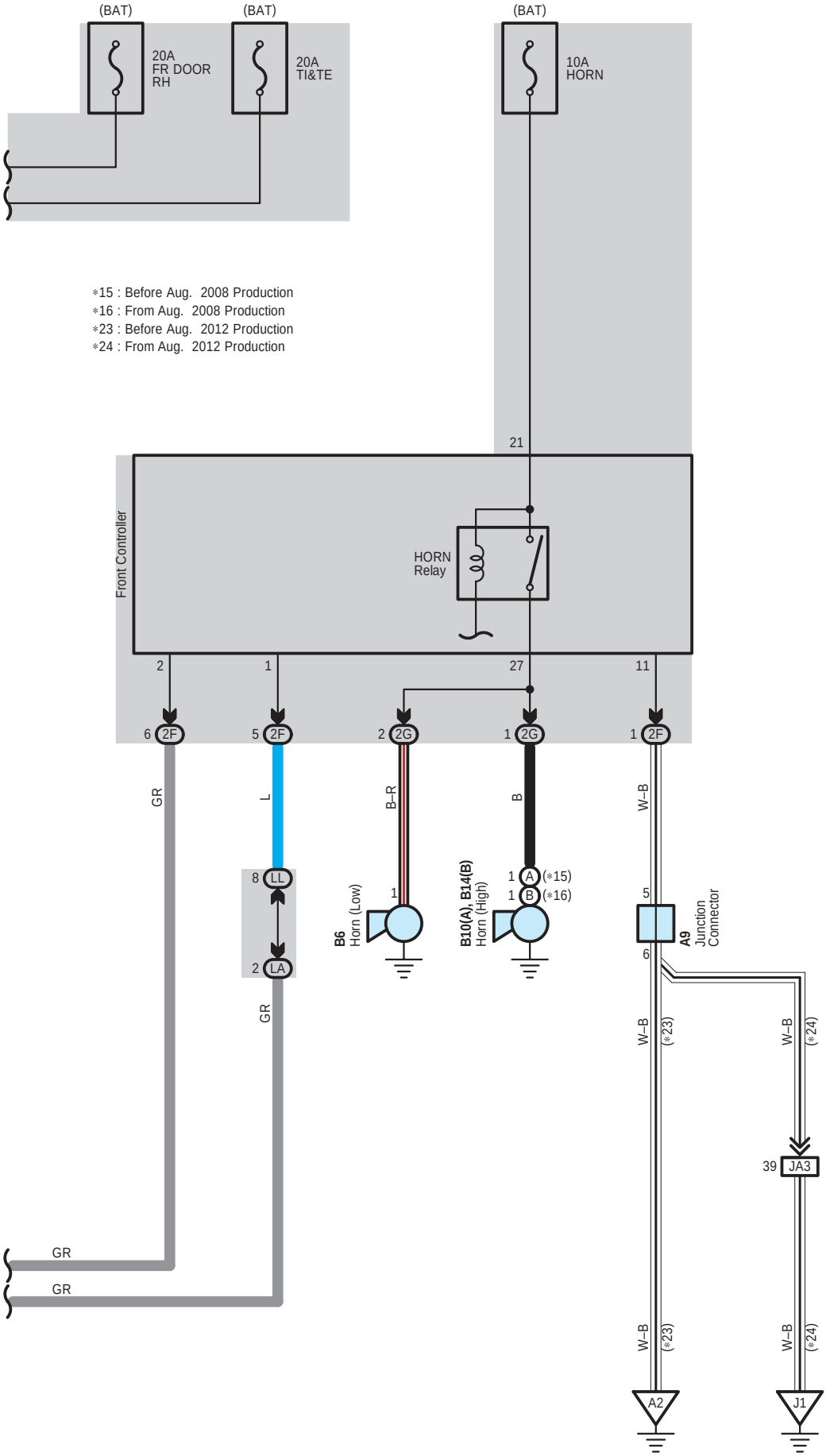
(BAT)
(BAT)
(BAT)
20A
FR DOOR
RH
20A
TI&TE
10A
HORN
∗15 : Before Aug. 2008 Production
∗16 : From Aug. 2008 Production
∗23 : Before Aug. 2012 Production
∗24 : From Aug. 2012 Production
21
Front Controller
HORN
Relay
2
1
27
11
6 2F
5 2F
2 2G
1 2G
1 2F
GR
L
B–R
B
W–B
8 LL
2 LA
GR
B6
Horn (Low)
1
B10(A), B14(B)
Horn (High)
1 A (∗15)
1 B (∗16)
5
6
A9
Junction
Connector
W–B
(∗23)
W–B
(∗24)
39 JA3
GR
GR
W–B
(∗23)
W–B
(∗24)
A2
J1

A 5
White

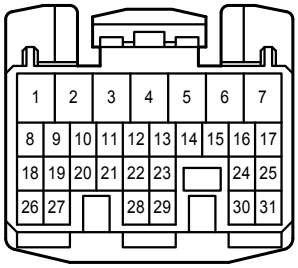

A 6
White

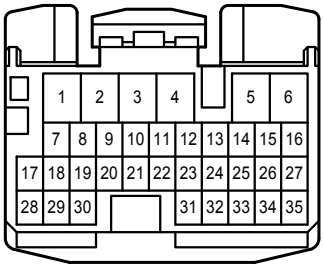

A 7
Blue

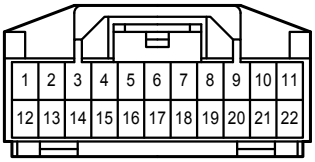

(3GR-FE, 2GR-FSE, 4GR-FSE)

A 7
White

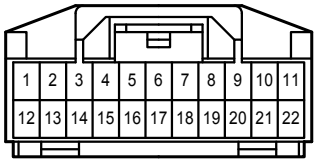

(2AD-FHV, 2AD-FTV)

A 8
Blue

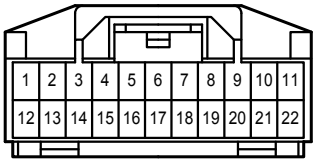

(3GR-FE, 2GR-FSE, 4GR-FSE)

A 8
White

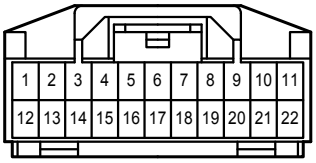

(2AD-FHV, 2AD-FTV)

A 9
White

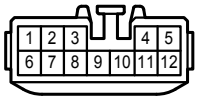

A 18
Black

A 20
Black

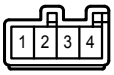

A 22
White



(Before Aug. 2007 Production)

A 22
Green

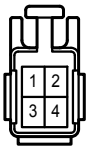

(From Aug. 2007 Production)

A 24
Black



A 27
White

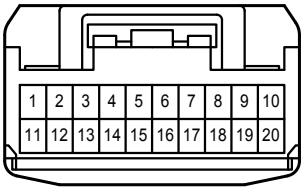

A 29
Blue

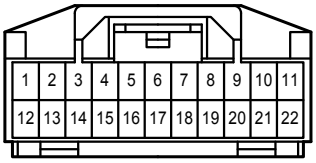

A 30
White

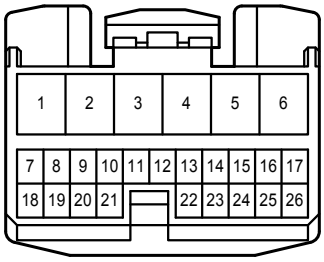

A 33
Blue

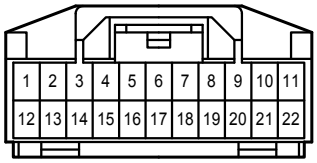

A 36
White

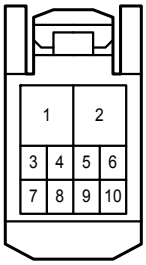

A 37
Black

A 49
Black

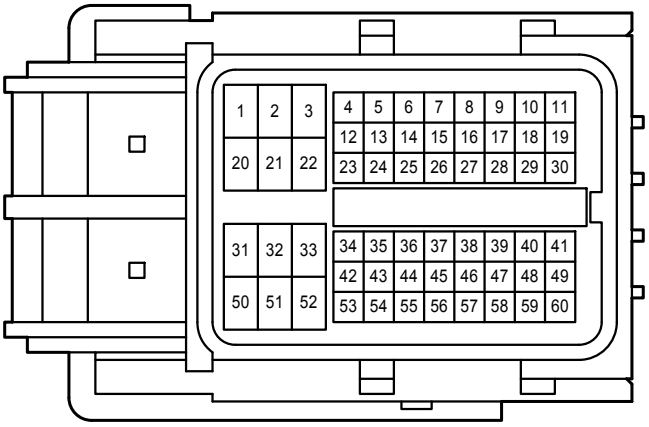

B 6
Black

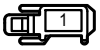

B 10
Black

B 14
Gray

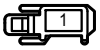

E 4
White

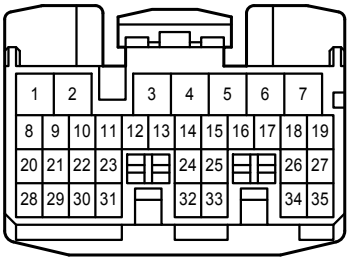

(4GR-FSE)

E 4
White

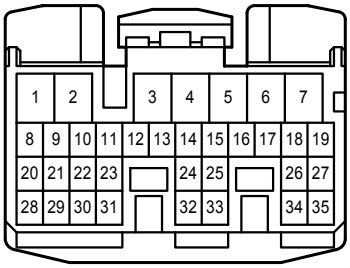

(2GR-FSE, 3GR-FE)

E 10
Black

E 45
Gray

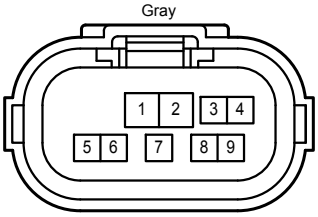

(2GR-FSE, 4GR-FSE)

E 45
Gray

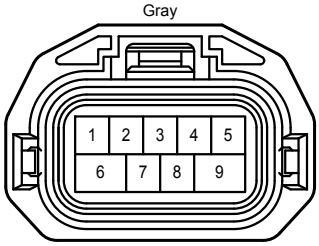

(3GR-FE)

E 59
Black

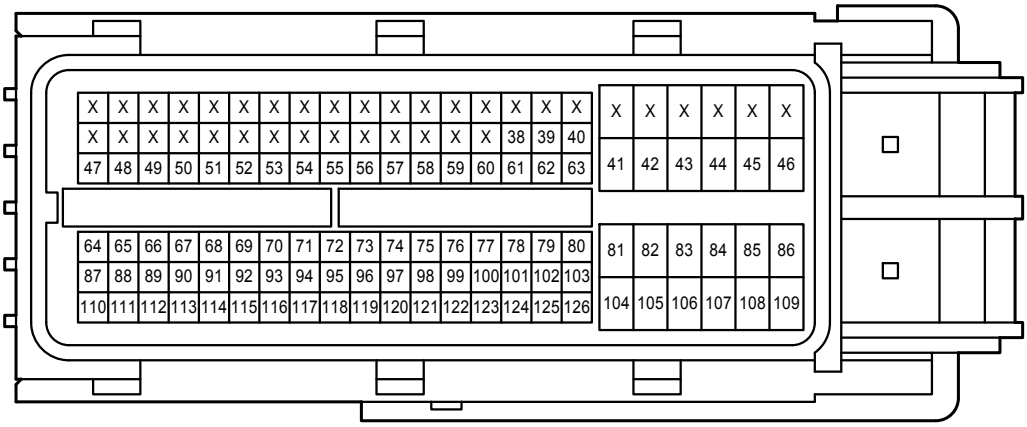

E 87
White

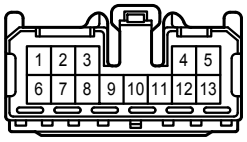

F 1

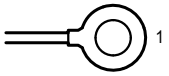

J 10
Blue

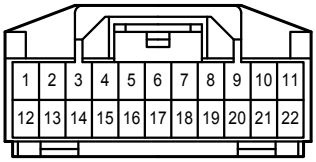

J 26
White

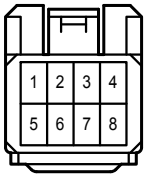

J 27
White

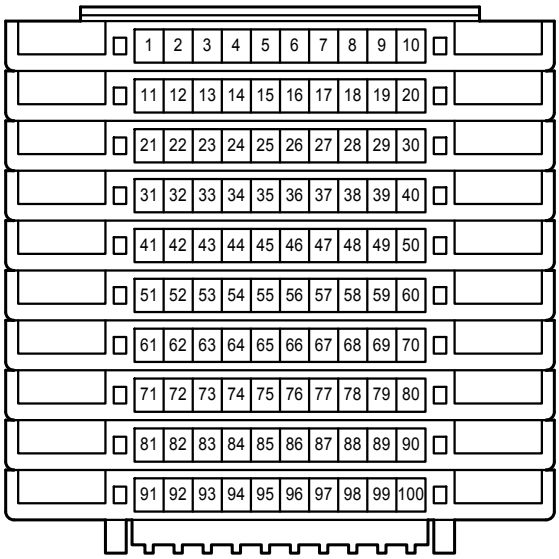

J 29
Black

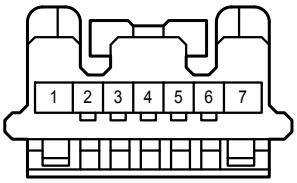

J 30
Black

J 31
Black

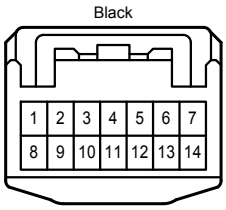

J 34
Black

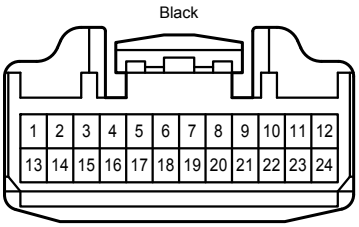

J 48
White

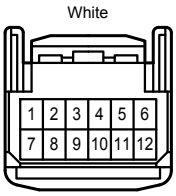

J 50
White

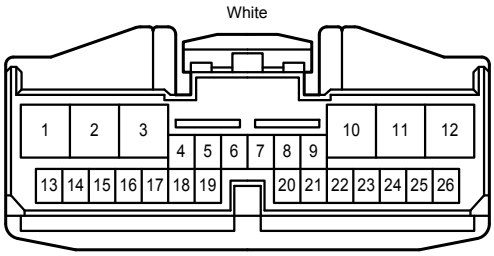

J 54
White

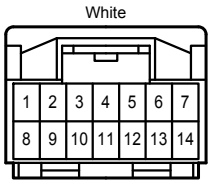

J 55
White

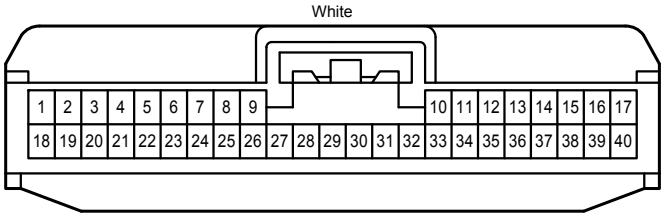

J 58
White

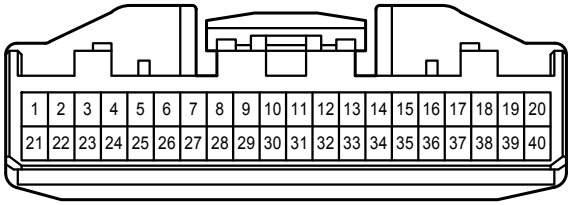

J 69
White

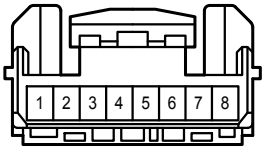

J 71
White

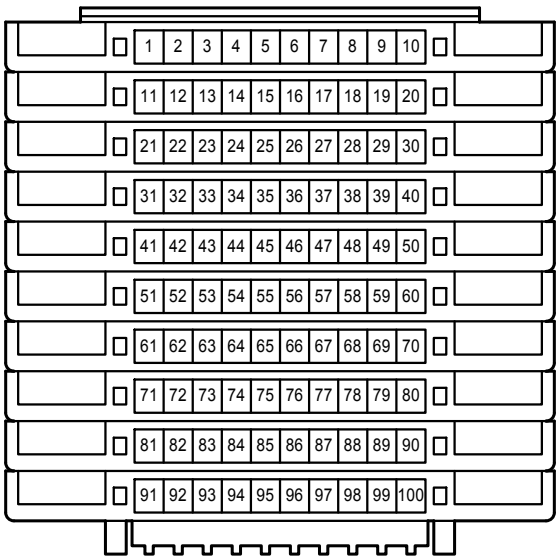

J 74
White

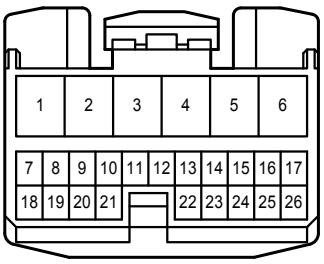

J 75
White

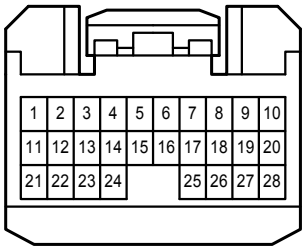

J 76
White

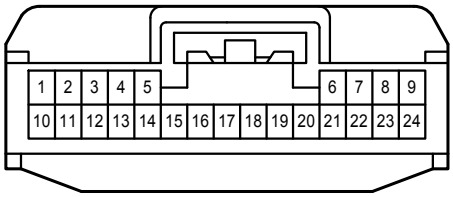

J 80
Blue

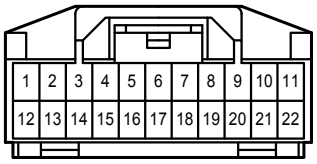

J122
White

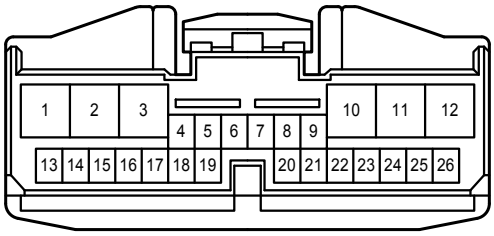

J125
Blue

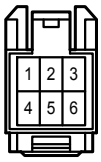

J141
Black

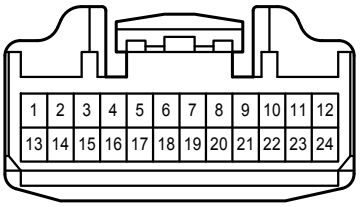

L 8
White

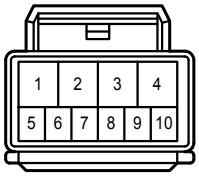

L 11
White

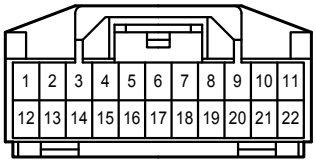

L 12
White

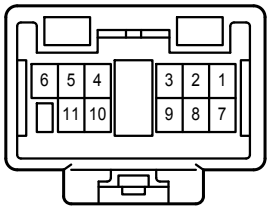

L 14
White

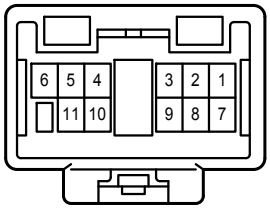

L 17
White

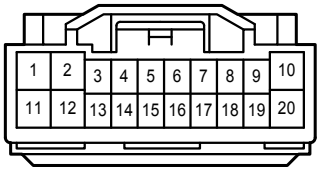

L 23
White

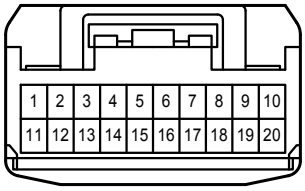

M 2
White

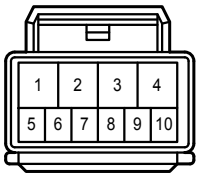

M 11
White

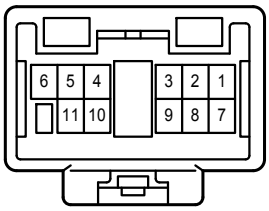

M 14
White

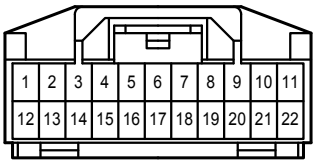

M 15
White

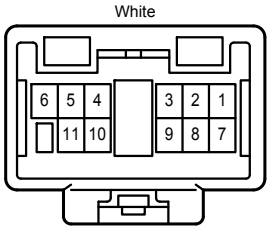

N 8
White

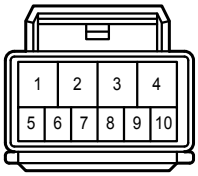

O 8
White

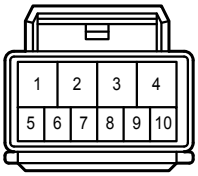

P 1
White

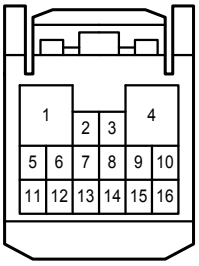

P 9
White

P 15
White

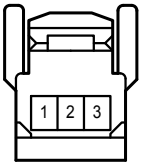

P 16
White

P 20
Gray

P 24
White

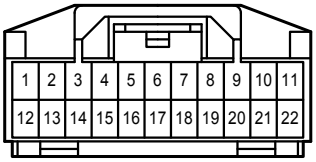

P 25
White

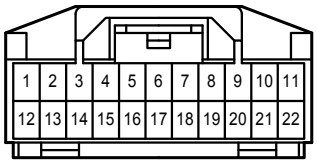

P 26
White

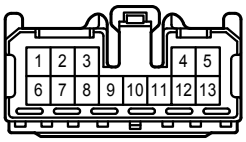

P 31
White

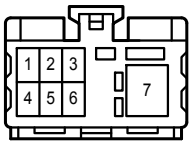

P 32
White

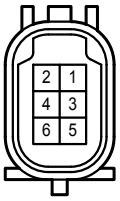

P 33
White

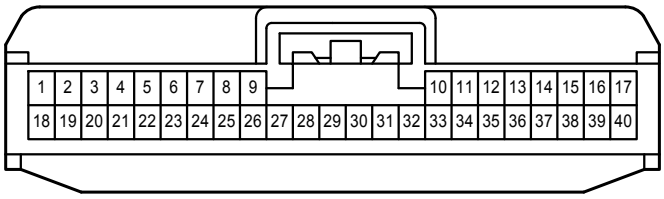

P 40
White

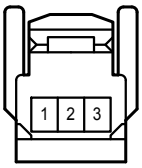

P 46
White

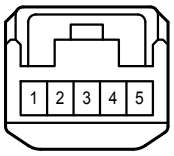

Q 1
White

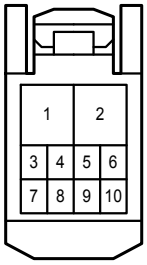

Q 2
White

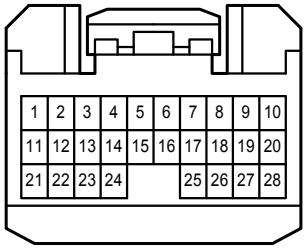

Q 3
White

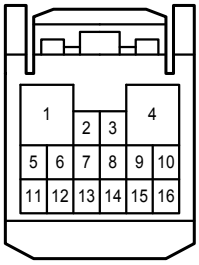

Q 11
White

Q 17
White

Q 30
White

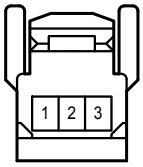

Q 33
White

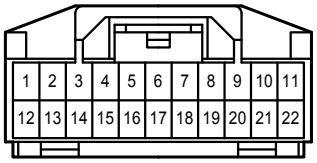

Q 34
White

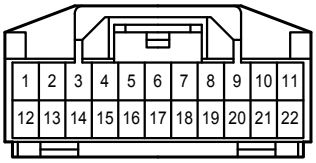

Q 35
White

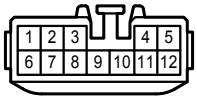

Q 36
White

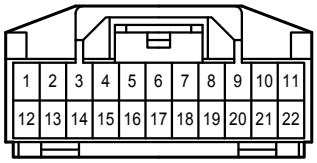

Q 41
White



Q 42
Black



Q 45
White



Q 48
White

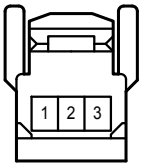

(Before Jul. 2006 Production)

Q 48
Blue

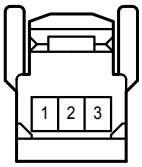

(From Jul. 2006 Production)

Q 61
White

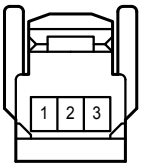

Q 64
Blue

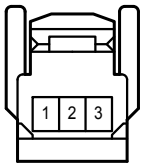

R 5
White

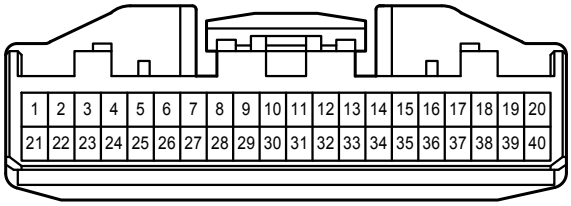

R 8
White

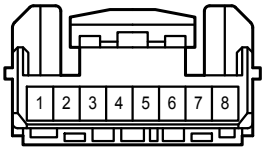

n 1
White



n 2
Black

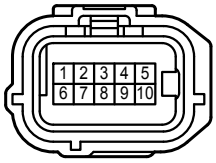

o 1
White



o 2
Black

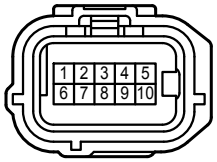

1F
White

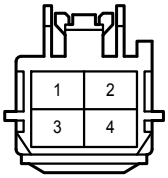

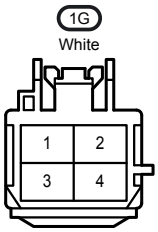
1G
White
1 2
3 4

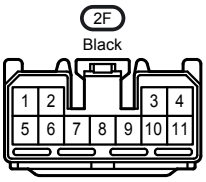
2F
Black
1 2 3 4
5 6 7 8 9 10 11

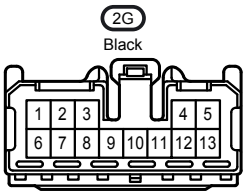
2G
Black
1 2 3 4 5
6 7 8 9 10 11 12 13

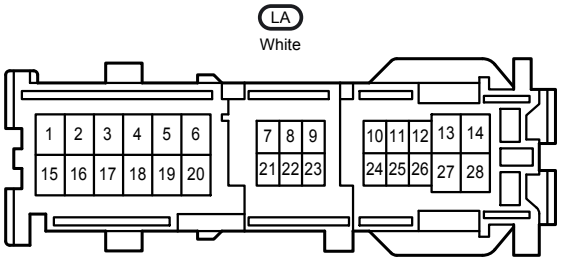
LA
White
1 2 3 4 5 6
15 16 17 18 19 20
7 8 9
21 22 23
10 11 12 13 14
24 25 26 27 28

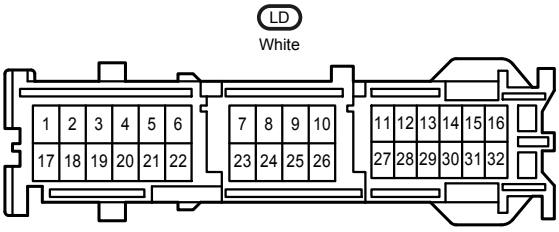
LD
White
1 2 3 4 5 6
17 18 19 20 21 22
7 8 9 10
23 24 25 26
11 12 13 14 15 16
27 28 29 30 31 32

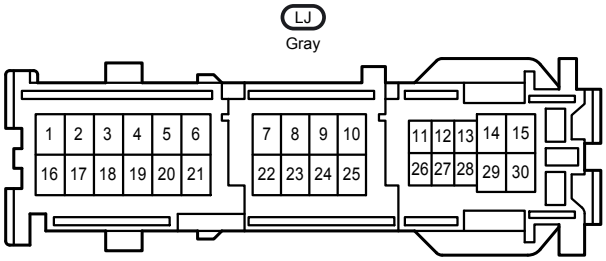
LJ
Gray
1 2 3 4 5 6
16 17 18 19 20 21
7 8 9 10
22 23 24 25
11 12 13 14 15
26 27 28 29 30

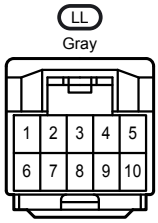
LL
Gray
1 2 3 4 5
6 7 8 9 10

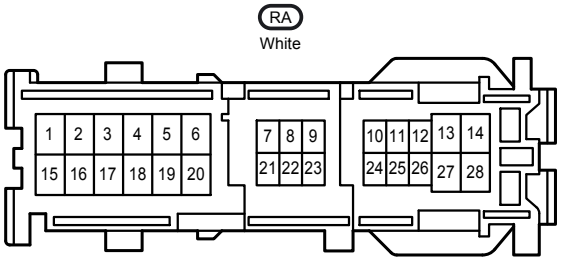
RA
White
1 2 3 4 5 6
15 16 17 18 19 20
7 8 9
21 22 23
10 11 12 13 14
24 25 26 27 28

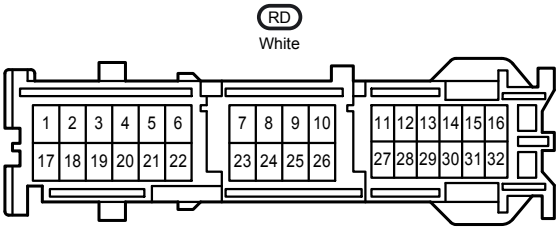
RD
White
1 2 3 4 5 6
17 18 19 20 21 22
7 8 9 10
23 24 25 26
11 12 13 14 15 16
27 28 29 30 31 32

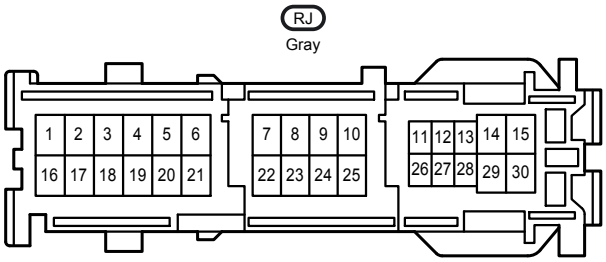
RJ
Gray
1 2 3 4 5 6
16 17 18 19 20 21
7 8 9 10
22 23 24 25
11 12 13 14 15
26 27 28 29 30

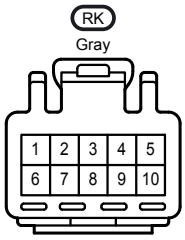
RK
Gray
1 2 3 4 5
6 7 8 9 10

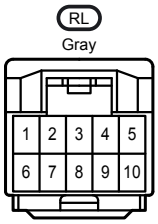
RL
Gray
1 2 3 4 5
6 7 8 9 10

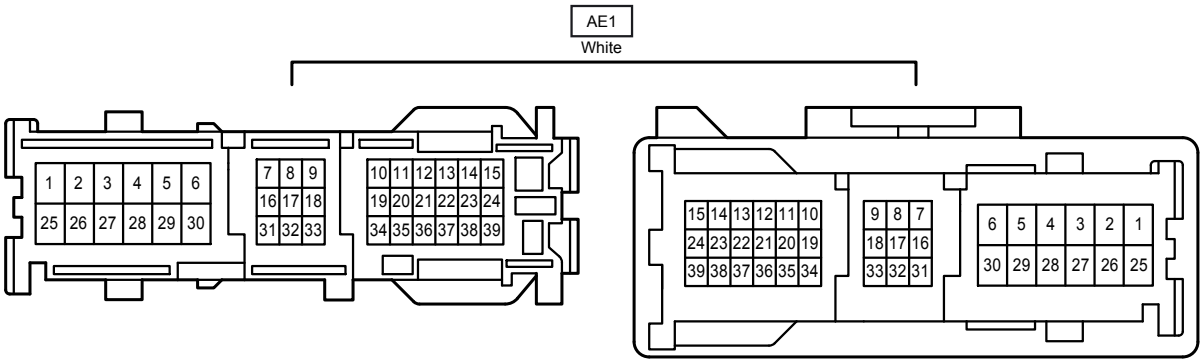
AE1
White
1 2 3 4 5 6
25 26 27 28 29 30
7 8 9
16 17 18
31 32 33
10 11 12 13 14 15
19 20 21 22 23 24
34 35 36 37 38 39
15 14 13 12 11 10
24 23 22 21 20 19
39 38 37 36 35 34
9 8 7
18 17 16
33 32 31
6 5 4 3 2 1
30 29 28 27 26 25

AQ1
White

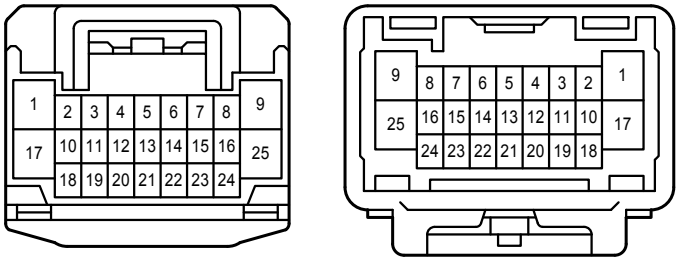

EA3
White

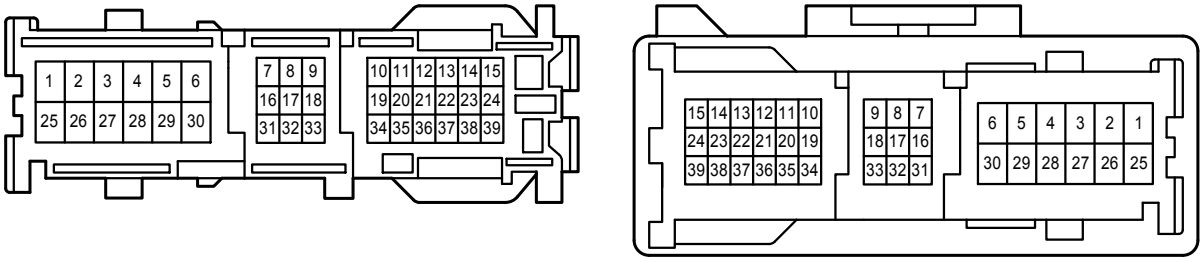

JA3
White

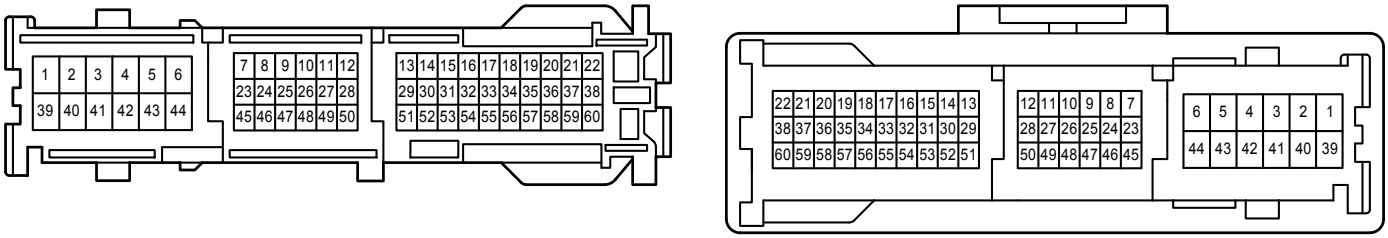

JP2
White

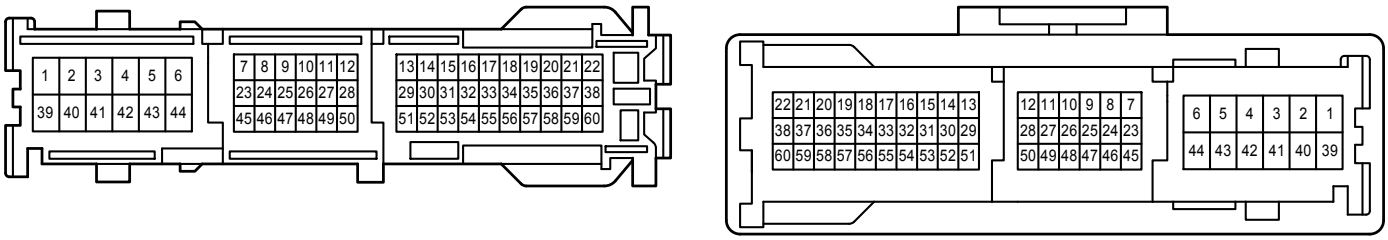

JQ1
White

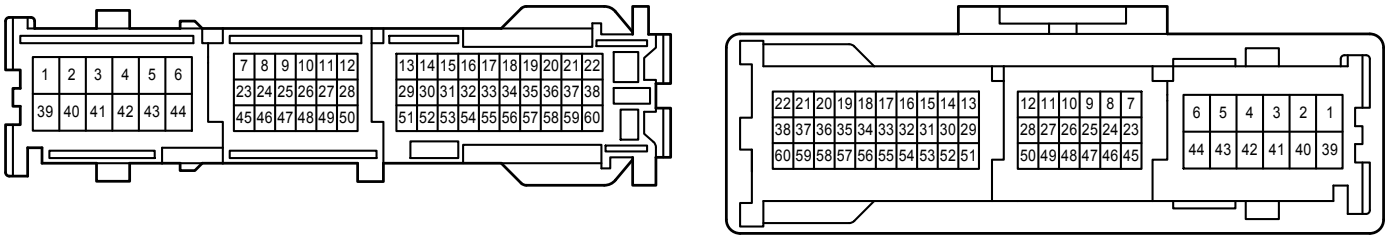

JR2
White

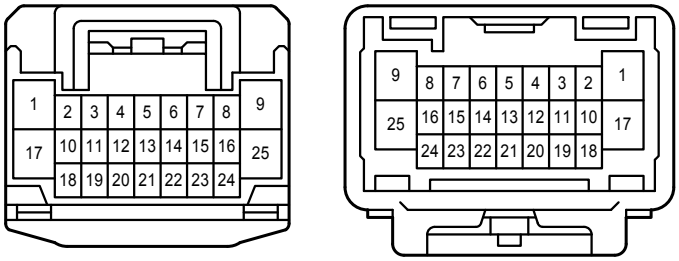

LP1
White

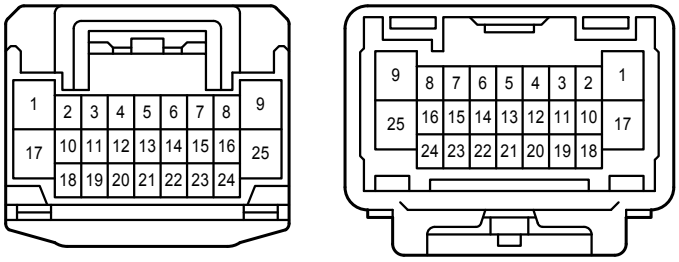

LP2
White

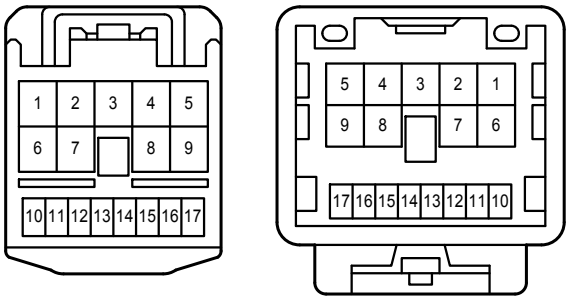

Ln1
Gray

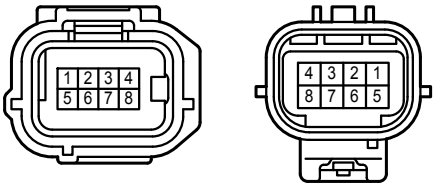

MQ1
White

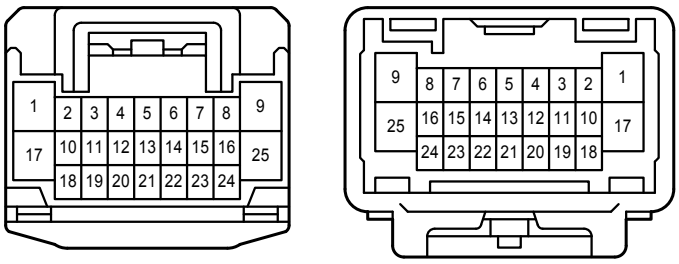

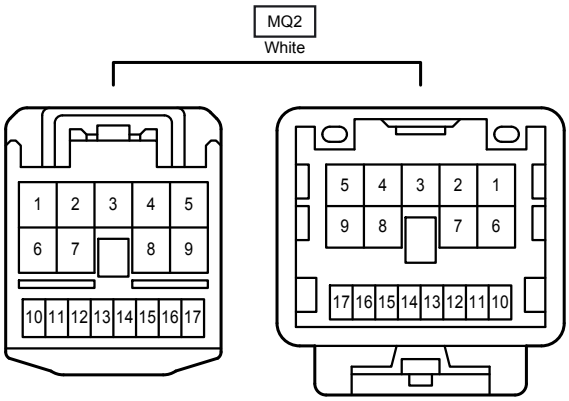
MQ2
White
1 2 3 4 5
6 7 8 9
10 11 12 13 14 15 16 17
5 4 3 2 1
9 8 7 6
17 16 15 14 13 12 11 10

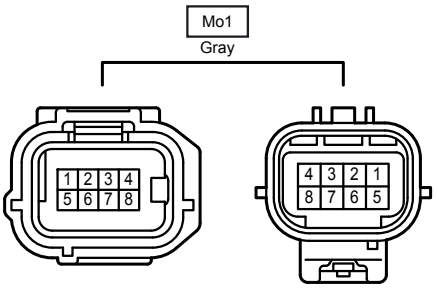
Mo1
Gray
1 2 3 4
5 6 7 8
4 3 2 1
8 7 6 5

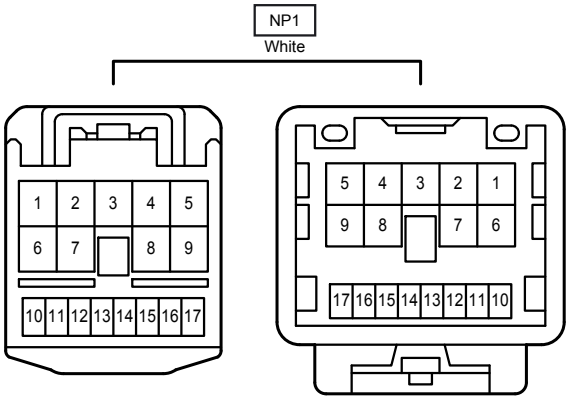
NP1
White
1 2 3 4 5
6 7 8 9
10 11 12 13 14 15 16 17
5 4 3 2 1
9 8 7 6
17 16 15 14 13 12 11 10

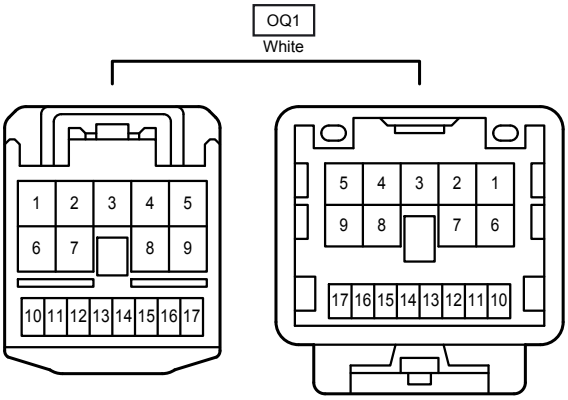
OQ1
White
1 2 3 4 5
6 7 8 9
10 11 12 13 14 15 16 17
5 4 3 2 1
9 8 7 6
17 16 15 14 13 12 11 10

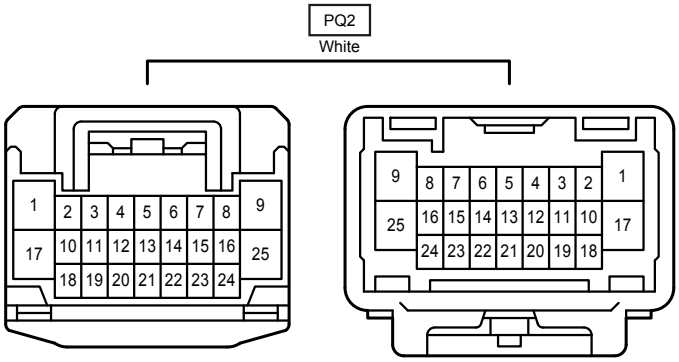
PQ2
White
1 2 3 4 5 6 7 8 9
17 10 11 12 13 14 15 16 25
18 19 20 21 22 23 24
9 8 7 6 5 4 3 2 1
25 16 15 14 13 12 11 10 17
24 23 22 21 20 19 18