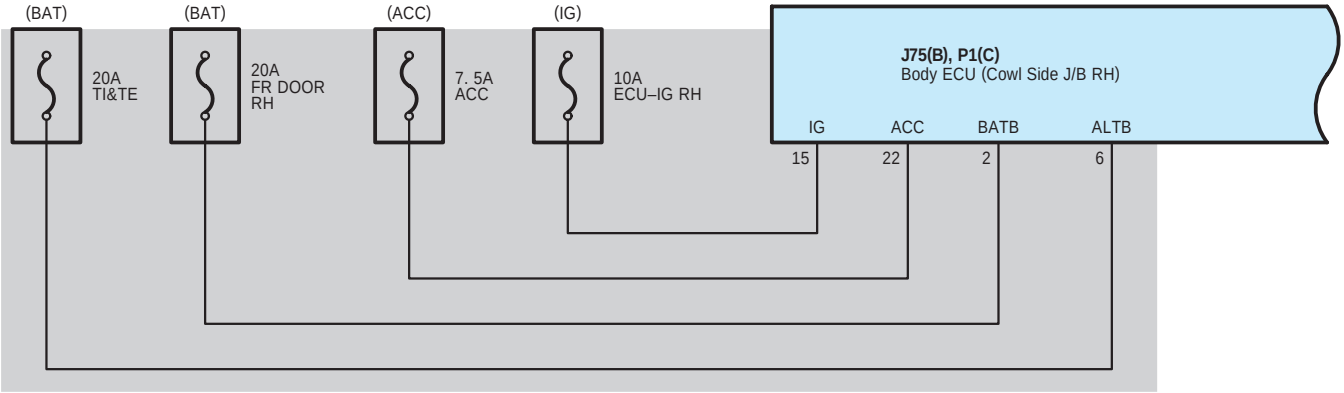
(BAT)
(BAT)
(ACC)
(IG)
20A
TI&TE
20A
FR DOOR
RH
7. 5A
ACC
10A
ECU–IG RH
J75(B), P1(C)
Body ECU (Cowl Side J/B RH)
IG
ACC
BATB
ALTB
15
22
2
6

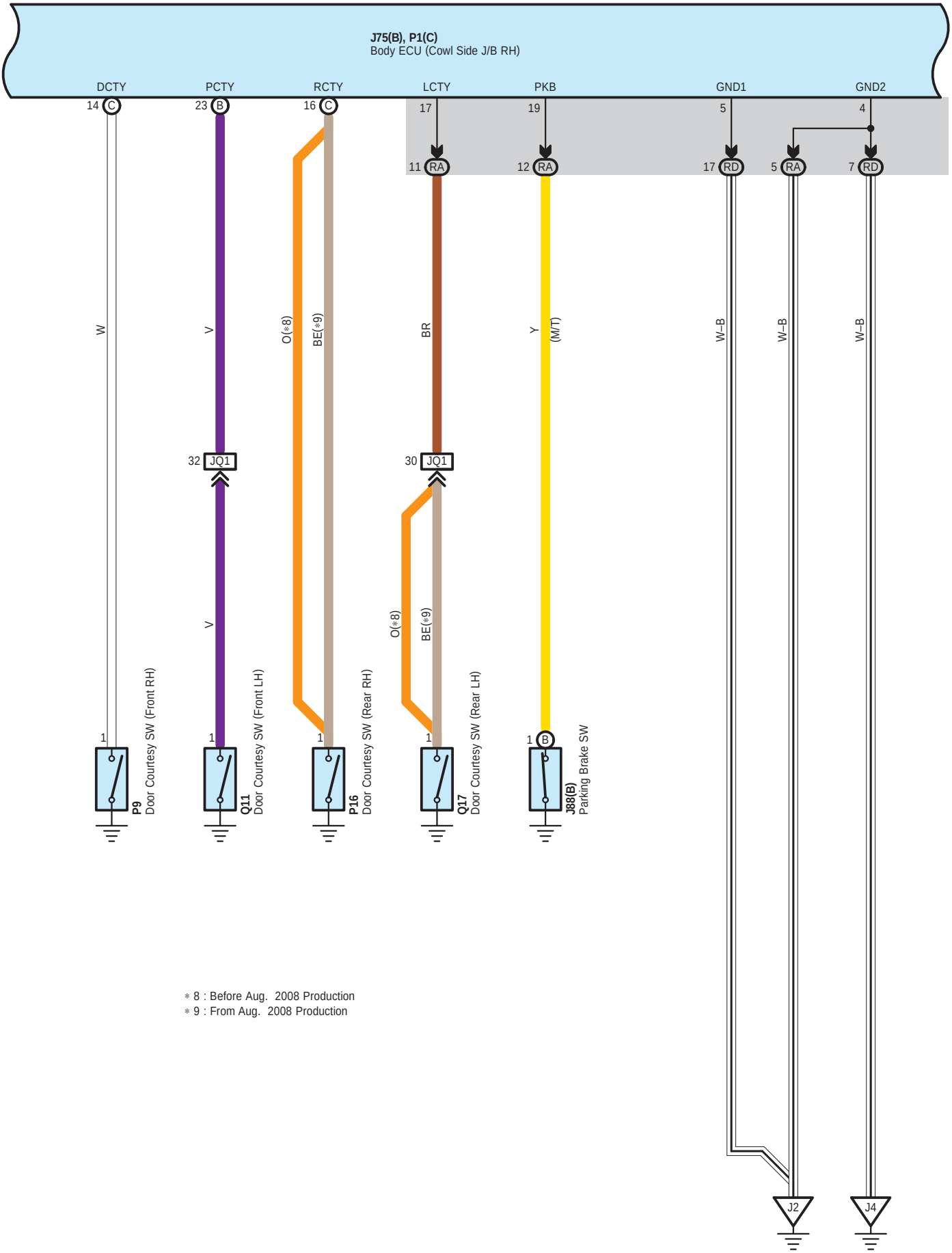

* 8 : Before Aug. 2008 Production
* 9 : From Aug. 2008 Production

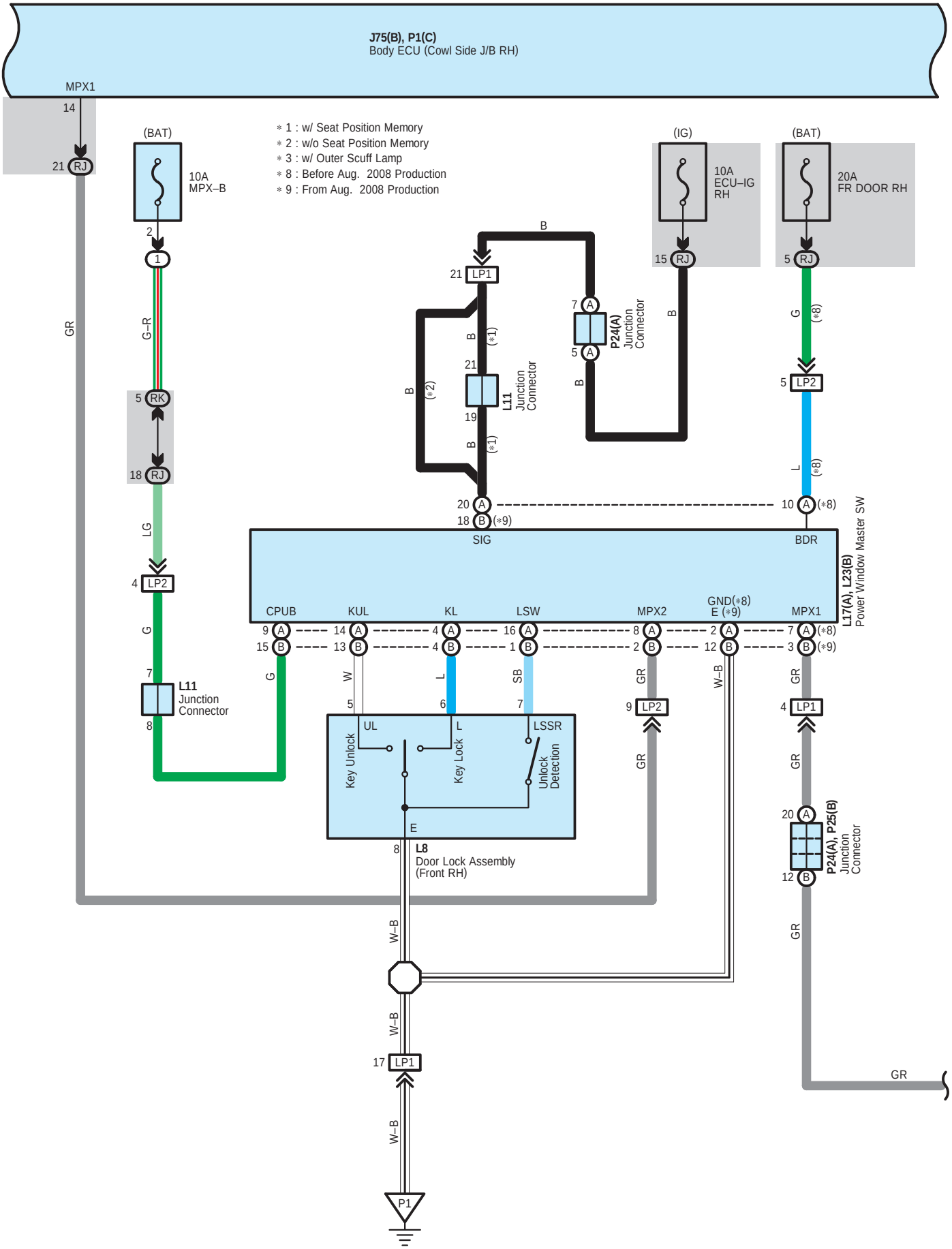
J75(B), P1(C)
Body ECU (Cowl Side J/B RH)
MPX1
14
21 RJ
GR
(BAT)
10A
MPX–B
2
1
G–R
5 RK
18 RJ
LG
4 LP2
G
7
L11
Junction
Connector
8
∗1 : w/ Seat Position Memory
∗2 : w/o Seat Position Memory
∗3 : w/ Outer Scuff Lamp
∗8 : Before Aug. 2008 Production
∗9 : From Aug. 2008 Production
B
21 LP1
B
(∗1)
21
L11
Junction
Connector
19
B
(∗1)
B
(∗2)
7 A
5 A
P24(A)
Junction
Connector
B
B
(IG)
10A
ECU–IG
RH
15 RJ
B
(BAT)
20A
FR DOOR RH
5 RJ
G
(∗8)
5 LP2
L
(∗8)
20 A
18 B (∗9)
SIG
10 A (∗8)
BDR
L17(A), L23(B)
Power Window Master SW
CPUB
KUL
KL
LSW
MPX2
GND(∗8)
E (∗9)
MPX1
9 A
15 B
14 A
13 B
4 A
4 B
16 A
1 B
8 A
2 B
2 A
12 B
7 A (∗8)
3 B (∗9)
G
W
L
SB
GR
W–B
GR
5
6
7
9 LP2
4 LP1
UL
L
LSSR
Key Unlock
Key Lock
Unlock
Detection
E
GR
GR
8
L8
Door Lock Assembly
(Front RH)
20 A
12 B
P24(A), P25(B)
Junction
Connector
GR
W–B
W–B
17 LP1
W–B
P1
GR

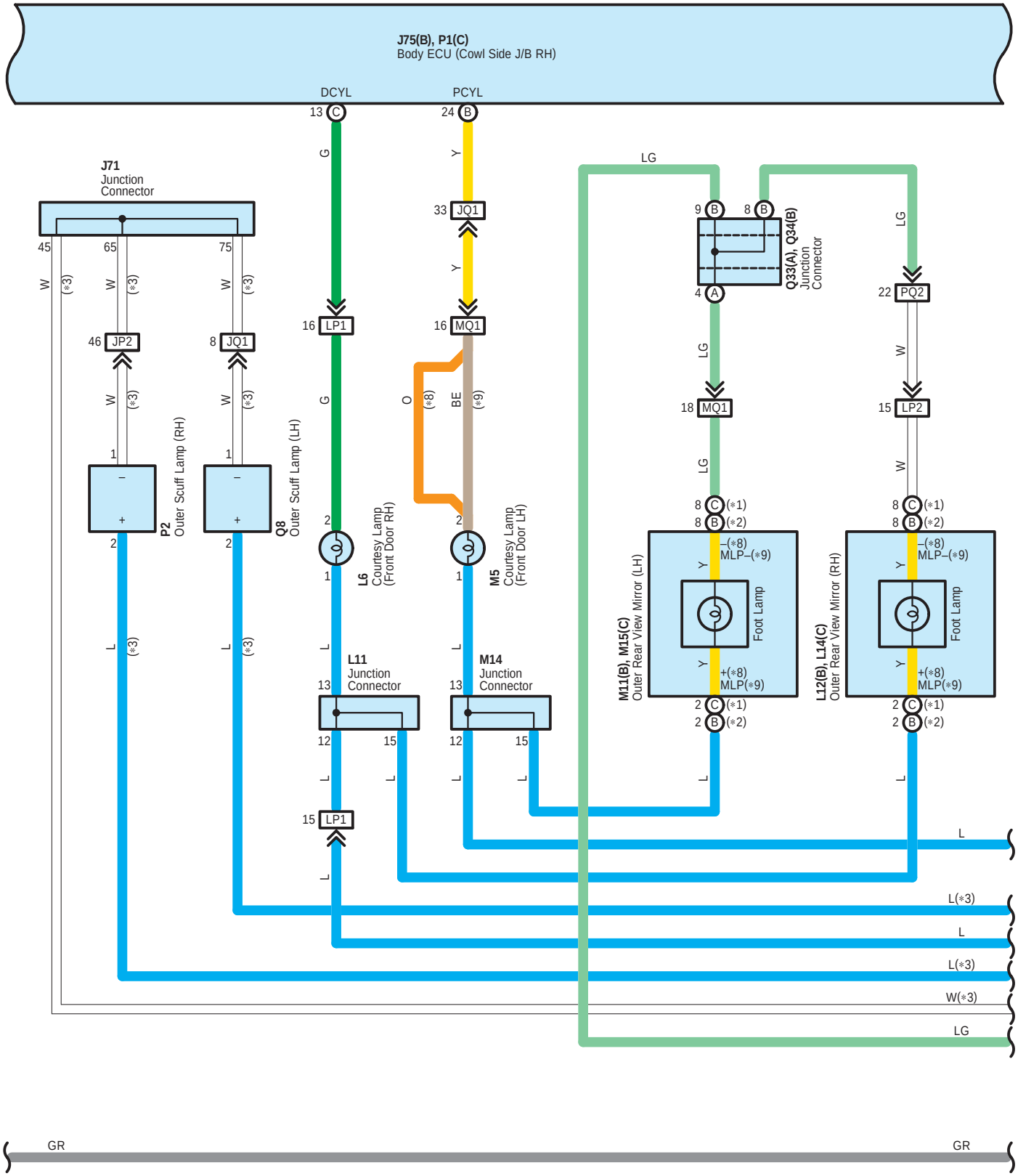
J75(B), P1(C)
Body ECU (Cowl Side J/B RH)
DCYL
PCYL
13 C
24 B
G
Y
J71
Junction
Connector
45
65
75
W
(*3)
46 JP2
8 JQ1
33 JQ1
16 LP1
16 MQ1
O
(*8)
BE
(*9)
P2
Outer Scuff Lamp (RH)
Q8
Outer Scuff Lamp (LH)
L6
Courtesy Lamp
(Front Door RH)
M5
Courtesy Lamp
(Front Door LH)
L11
Junction
Connector
M14
Junction
Connector
15 LP1
LG
9 B
8 B
4 A
Q33(A), Q34(B)
Junction
Connector
22 PQ2
18 MQ1
15 LP2
8 C (*1)
8 B (*2)
–(*8)
MLP–(*9)
+(*8)
MLP(*9)
Foot Lamp
M11(B), M15(C)
Outer Rear View Mirror (LH)
L12(B), L14(C)
Outer Rear View Mirror (RH)
L
L(*3)
W(*3)
GR

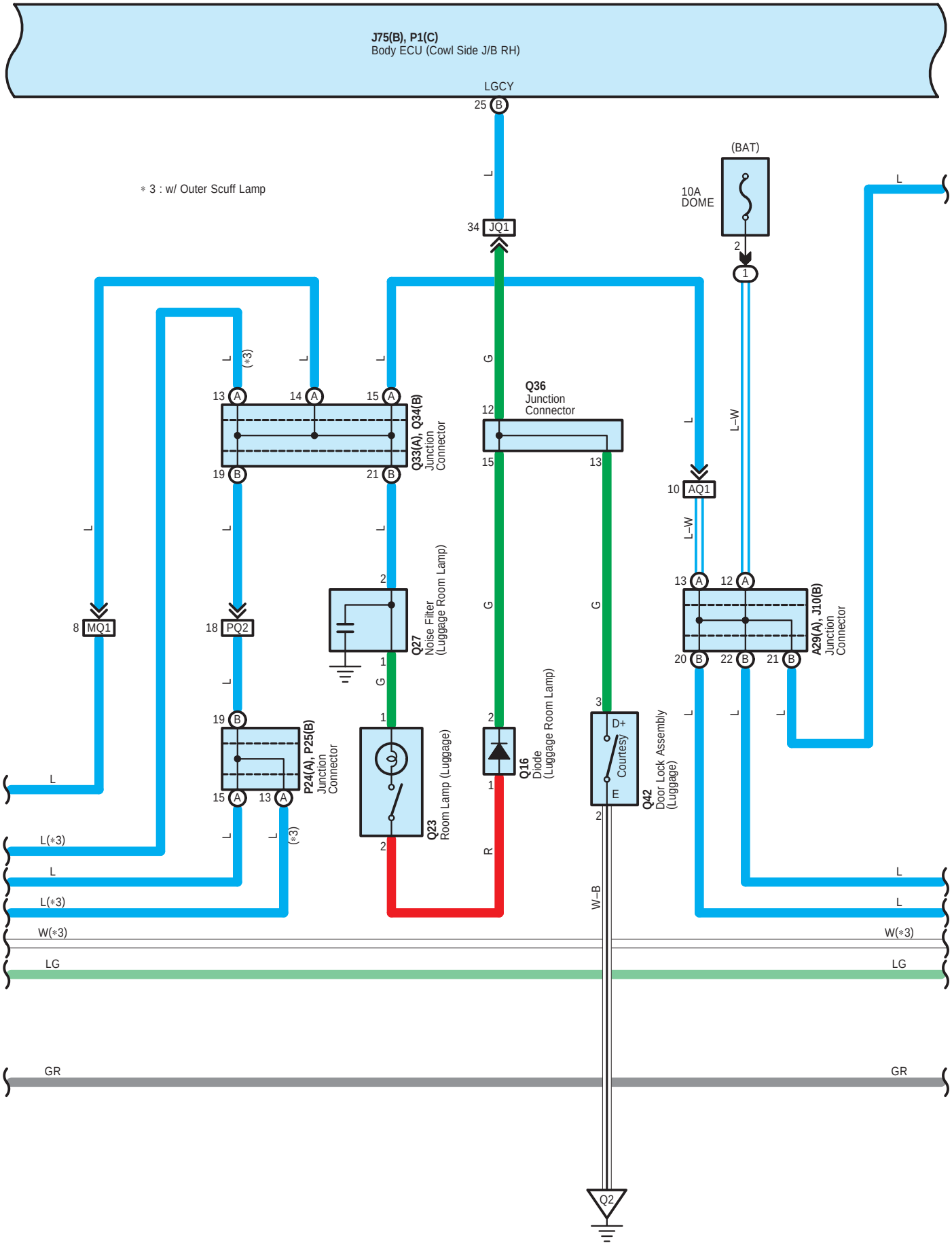
J75(B), P1(C)
Body ECU (Cowl Side J/B RH)
LGCY
25 B
∗ 3 : w/ Outer Scuff Lamp
(BAT)
10A
DOME
34 JQ1
10 AQ1
8 MQ1
18 PQ2
Q33(A), Q34(B)
Junction
Connector
Q36
Junction
Connector
Q27
Noise Filter
(Luggage Room Lamp)
Q23
Room Lamp (Luggage)
Q16
Diode
(Luggage Room Lamp)
Q42
Door Lock Assembly
(Luggage)
Courtesy
D+
E
A29(A), J10(B)
Junction
Connector
P24(A), P25(B)
Junction
Connector
L(∗3)
W(∗3)
LG
GR
W–B
L–W
Q2

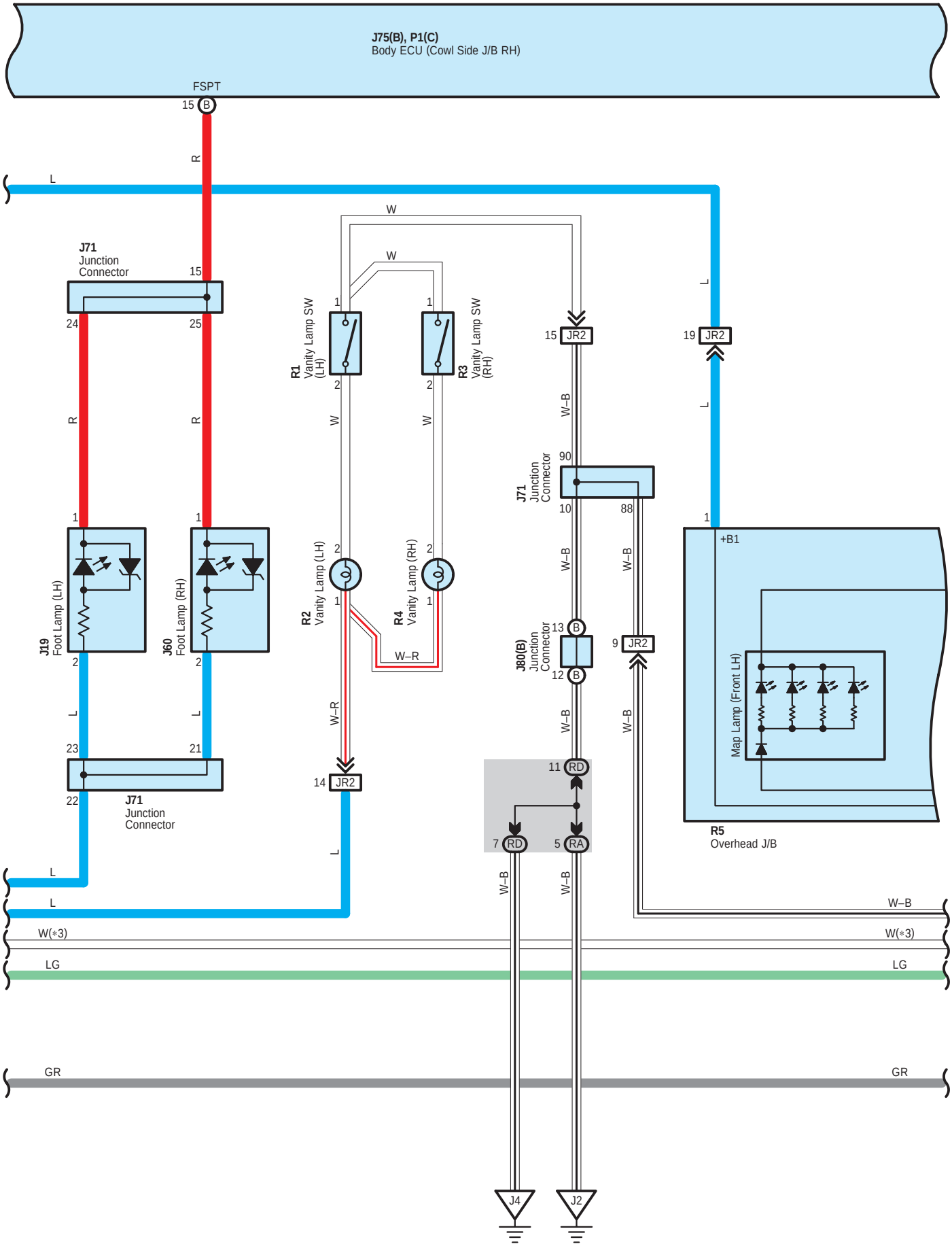
J75(B), P1(C)
Body ECU (Cowl Side J/B RH)
FSPT
15 B
R
L
W
W
J71
Junction
Connector
15
24
25
R
R
1
1
J19
Foot Lamp (LH)
J60
Foot Lamp (RH)
2
2
L
L
23
21
22
J71
Junction
Connector
L
L
R1
Vanity Lamp SW
(LH)
R3
Vanity Lamp SW
(RH)
1
2
1
2
W
W
R2
Vanity Lamp (LH)
R4
Vanity Lamp (RH)
2
1
2
1
W–R
W–R
14 JR2
L
15 JR2
W–B
90
J71
Junction
Connector
10
88
W–B
W–B
13 B
J80(B)
Junction
Connector
12 B
9 JR2
W–B
W–B
11 RD
7 RD
5 RA
W–B
W–B
19 JR2
L
L
1
+B1
Map Lamp (Front LH)
R5
Overhead J/B
L
L
W–B
W(∗3)
W(∗3)
LG
LG
GR
GR
J4
J2

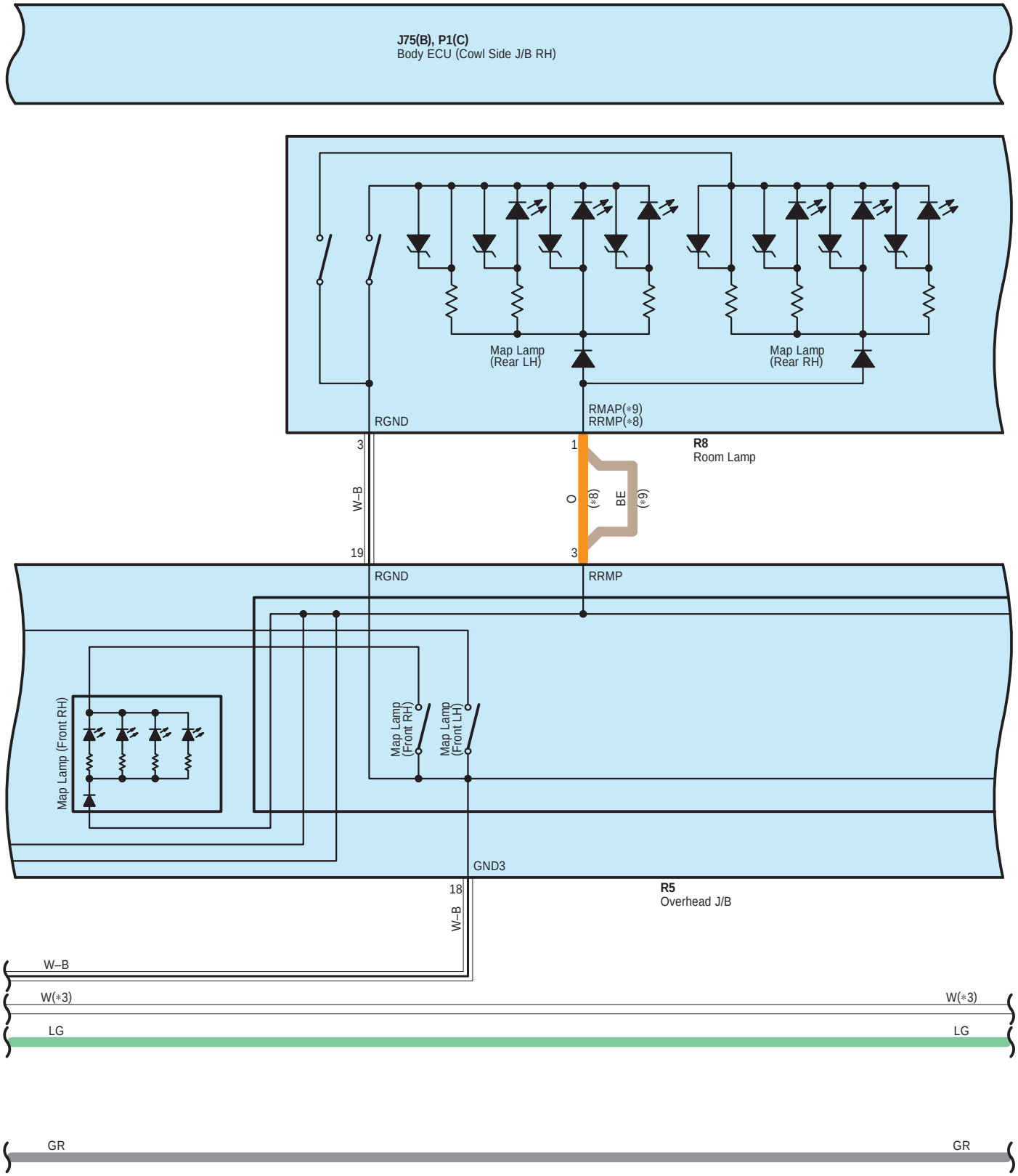
J75(B), P1(C)
Body ECU (Cowl Side J/B RH)
Map Lamp
(Rear LH)
Map Lamp
(Rear RH)
RGND
RMAP(∗9)
RRMP(∗8)
3
1
R8
Room Lamp
W–B
O
(∗8)
BE
(∗9)
19
3
RGND
RRMP
Map Lamp (Front RH)
Map Lamp
(Front RH)
Map Lamp
(Front LH)
GND3
18
R5
Overhead J/B
W–B
W–B
W(∗3)
W(∗3)
LG
LG
GR
GR

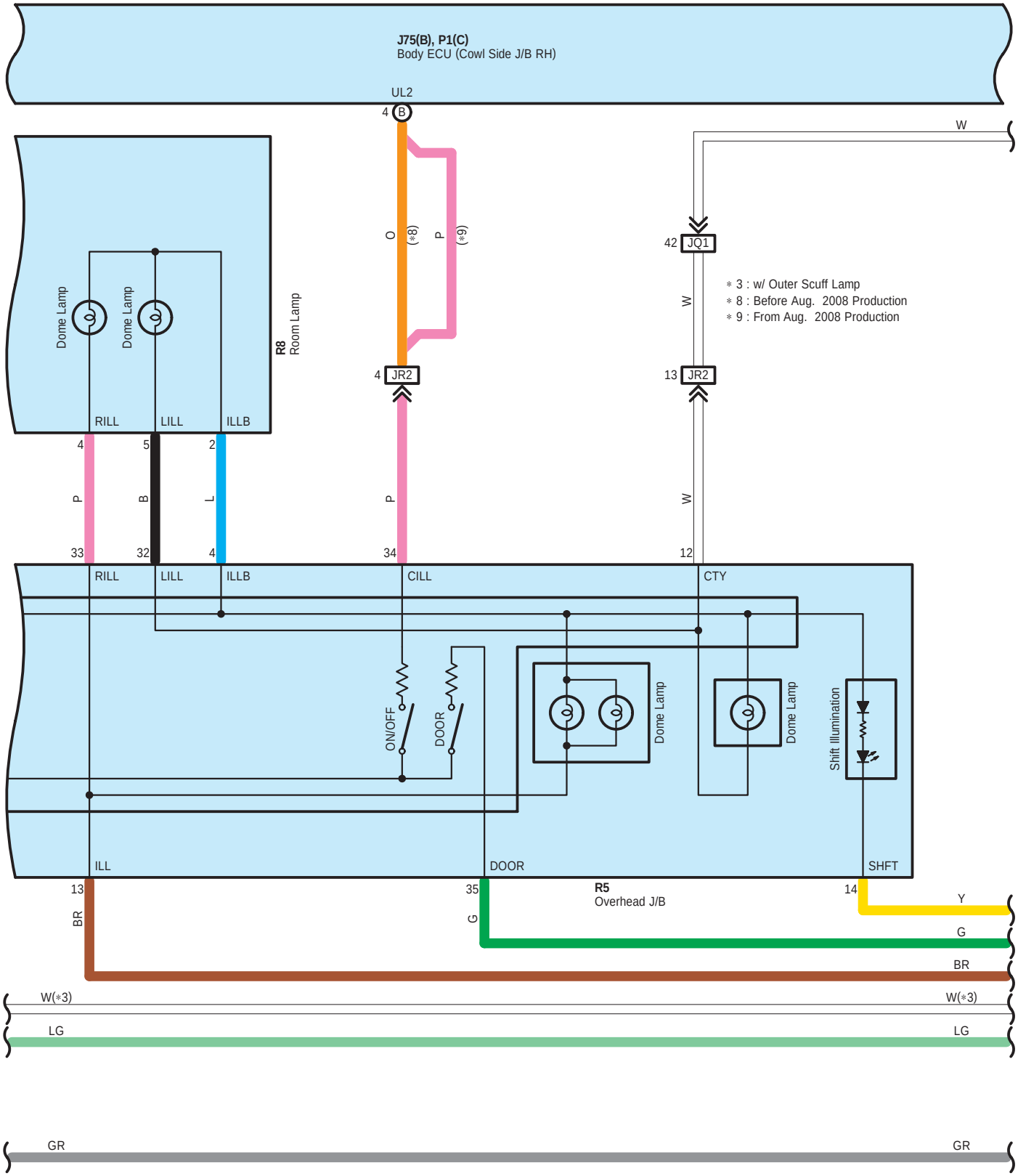
J75(B), P1(C)
Body ECU (Cowl Side J/B RH)
UL2
4 B
W
O
(*8)
P
(*9)
42 JQ1
W
* 3 : w/ Outer Scuff Lamp
* 8 : Before Aug. 2008 Production
* 9 : From Aug. 2008 Production
Dome Lamp
Dome Lamp
R8
Room Lamp
4 JR2
13 JR2
RILL
LILL
ILLB
4
5
2
P
B
L
P
W
33
32
4
34
12
RILL
LILL
ILLB
CILL
CTY
ON/OFF
DOOR
Dome Lamp
Dome Lamp
Shift Illumination
ILL
DOOR
SHFT
13
35
14
R5
Overhead J/B
BR
G
Y
G
BR
W(*3)
W(*3)
LG
LG
GR
GR

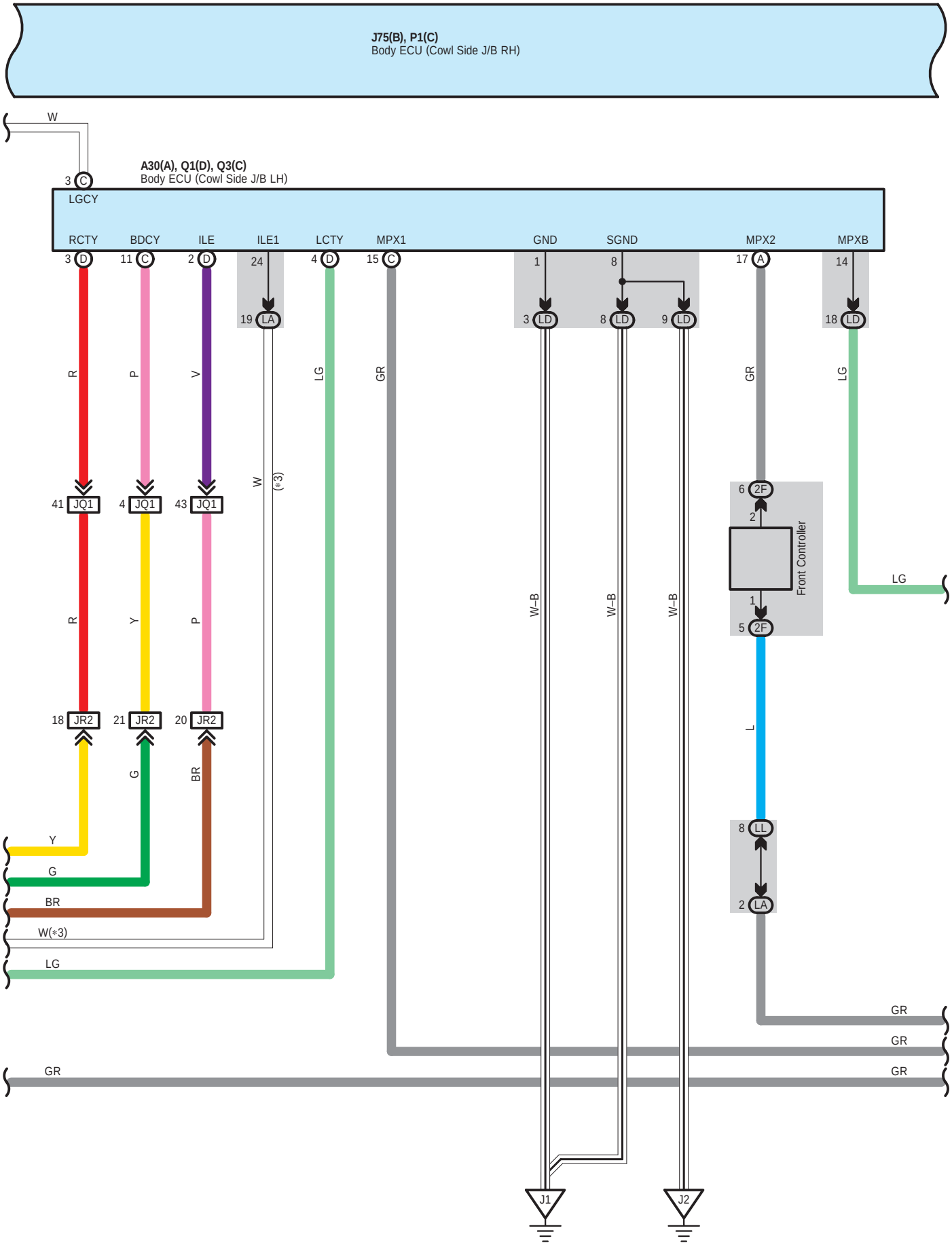
J75(B), P1(C)
Body ECU (Cowl Side J/B RH)
A30(A), Q1(D), Q3(C)
Body ECU (Cowl Side J/B LH)
LGCY
RCTY
BDCY
ILE
ILE1
LCTY
MPX1
GND
SGND
MPX2
MPXB
Front Controller
W(*3)
(*3)
J1
J2

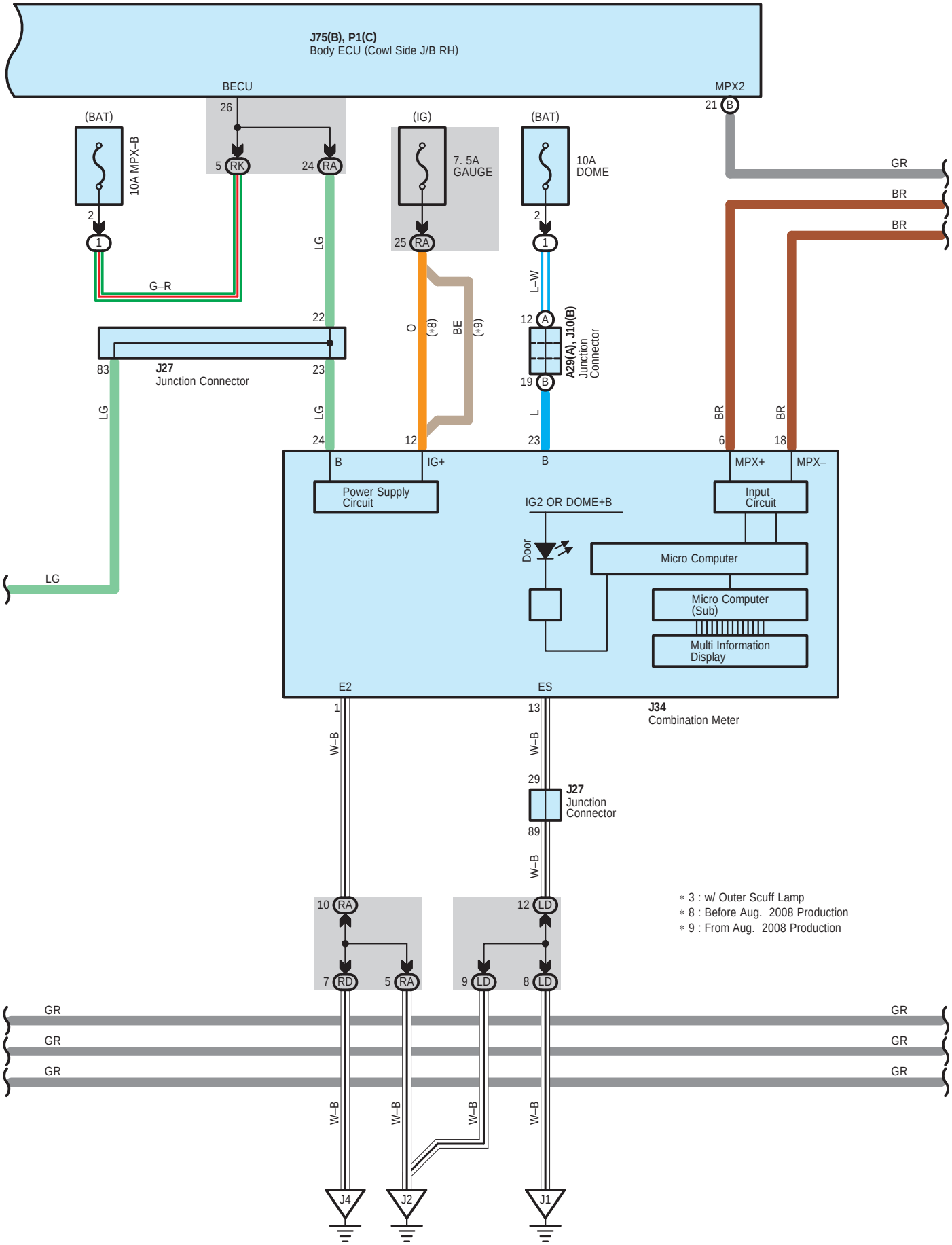

* 3 : w/ Outer Scuff Lamp
* 8 : Before Aug. 2008 Production
* 9 : From Aug. 2008 Production

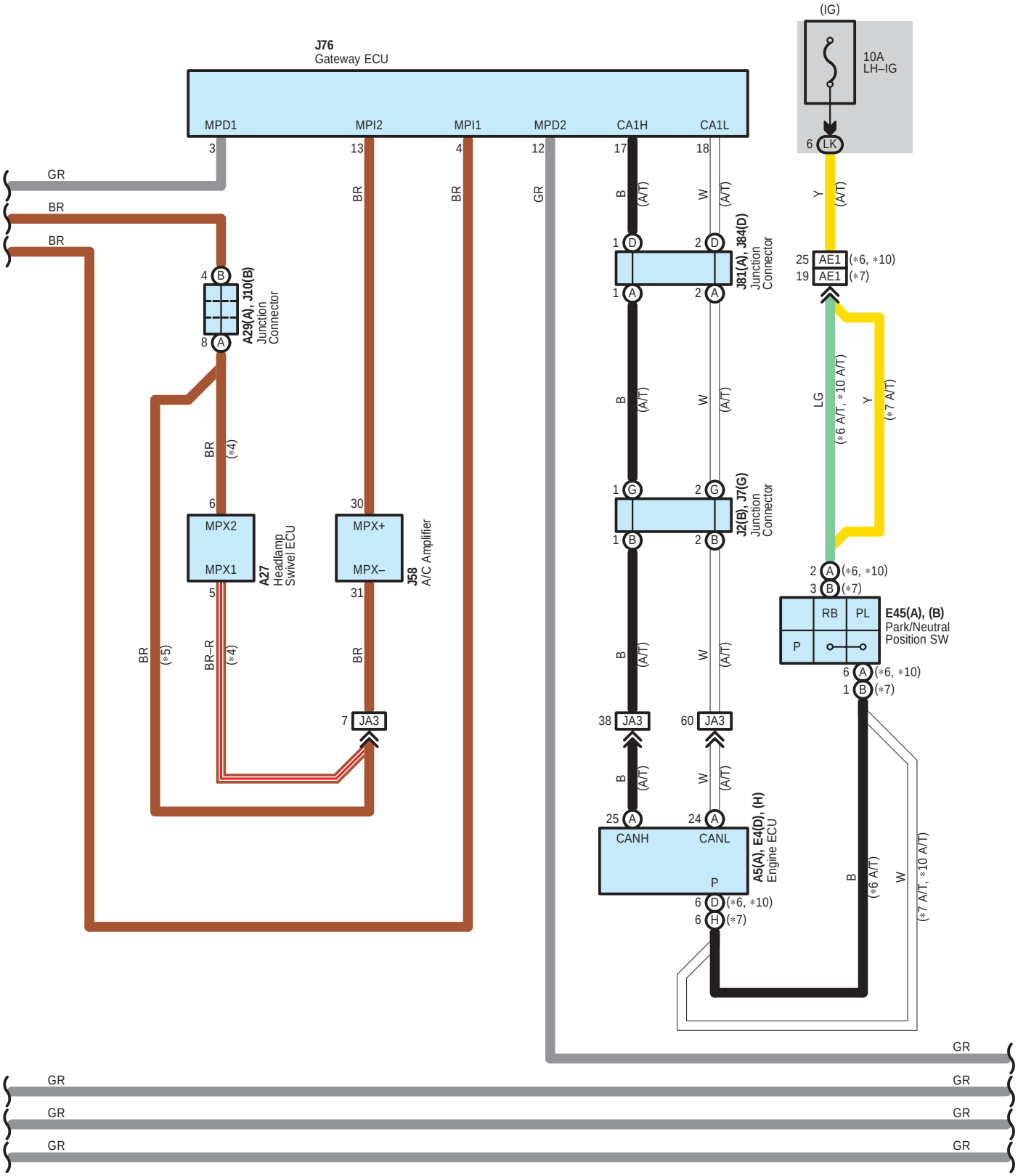
J76
Gateway ECU
MPD1
MPI2
MPI1
MPD2
CA1H
CA1L
(IG)
10A
LH–IG
6 LK
GR
BR
BR
4 B
8 A
A29(A), J10(B)
Junction
Connector
BR
(*4)
6
MPX2
MPX1
A27
Headlamp
Swivel ECU
5
BR
(*5)
BR–R
(*4)
30
MPX+
MPX–
31
J58
A/C Amplifier
BR
7 JA3
1 D
1 A
2 D
2 A
J81(A), J84(D)
Junction
Connector
B
(A/T)
W
(A/T)
1 G
1 B
2 G
2 B
J2(B), J7(G)
Junction
Connector
38 JA3
60 JA3
25 A
24 A
CANH
CANL
P
A5(A), E4(D), (H)
Engine ECU
6 D (*6, *10)
6 H (*7)
Y
(A/T)
25 AE1 (*6, *10)
19 AE1 (*7)
LG
(*6 A/T, *10 A/T)
Y
(*7 A/T)
2 A (*6, *10)
3 B (*7)
RB
PL
P
E45(A), (B)
Park/Neutral
Position SW
6 A (*6, *10)
1 B (*7)
B
(*6 A/T)
W
(*7 A/T, *10 A/T)
GR
GR
GR
GR
GR
GR
GR

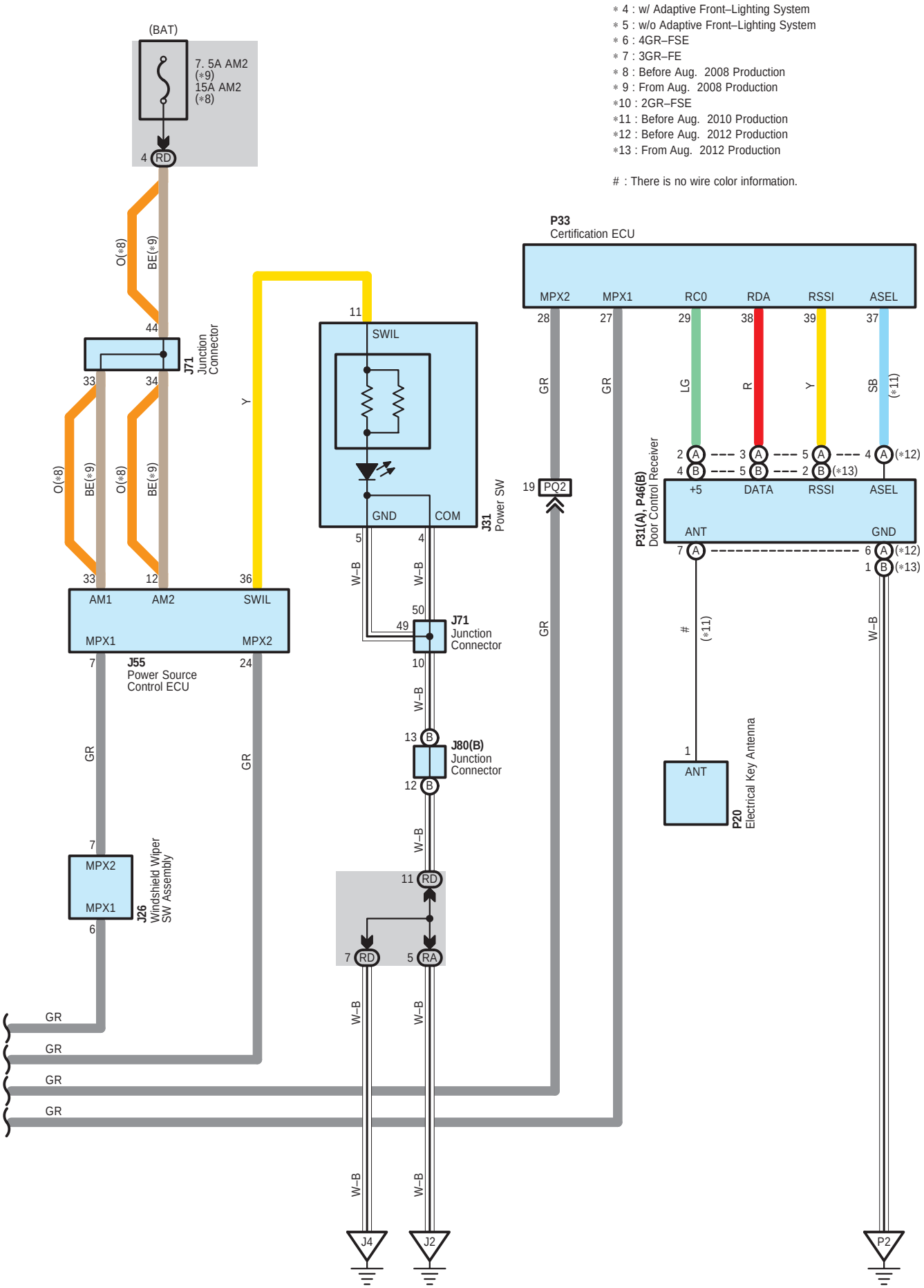
∗ 4 : w/ Adaptive Front–Lighting System
∗ 5 : w/o Adaptive Front–Lighting System
∗ 6 : 4GR–FSE
∗ 7 : 3GR–FE
∗ 8 : Before Aug. 2008 Production
∗ 9 : From Aug. 2008 Production
∗10 : 2GR–FSE
∗11 : Before Aug. 2010 Production
∗12 : Before Aug. 2012 Production
∗13 : From Aug. 2012 Production
: There is no wire color information.
(BAT)
7. 5A AM2 (∗9)
15A AM2 (∗8)
4 RD
O(∗8)
BE(∗9)
44
J71 Junction Connector
33
34
Y
11
SWIL
GND
COM
J31 Power SW
5
4
W–B
50
49
J71 Junction Connector
10
13 B
J80(B) Junction Connector
12 B
11 RD
7 RD
5 RA
AM1
AM2
SWIL
MPX1
MPX2
36
12
J55 Power Source Control ECU
7
24
GR
J26 Windshield Wiper SW Assembly
6
J4
J2
P33 Certification ECU
MPX2
MPX1
RC0
RDA
RSSI
ASEL
28
27
29
38
39
37
LG
R
Y
SB
(∗11)
19 PQ2
P31(A), P46(B) Door Control Receiver
2 A
3 A
5 A
4 A (∗12)
4 B
5 B
2 B (∗13)
+5
DATA
RSSI
ASEL
ANT
GND
7 A
6 A (∗12)
1 B (∗13)
#
1
ANT
P20 Electrical Key Antenna
P2

A 5
White

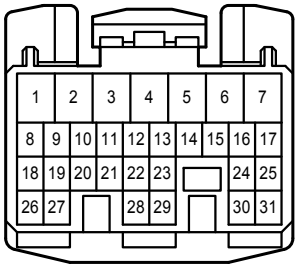

A 27
White

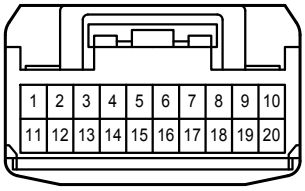

A 29
Blue

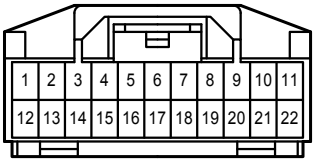

A 30
White

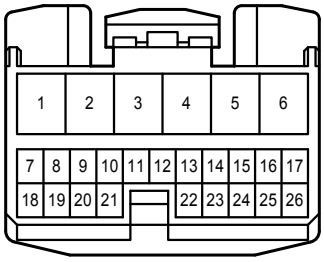

E 4
White

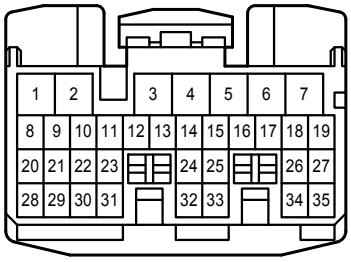

(4GR-FSE)

E 4
White

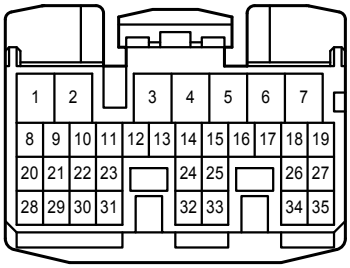

(2GR-FSE, 3GR-FE)

E 45
Gray

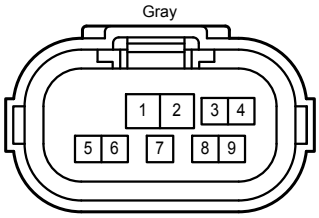

(2GR-FSE, 4GR-FSE)

E 45
Gray

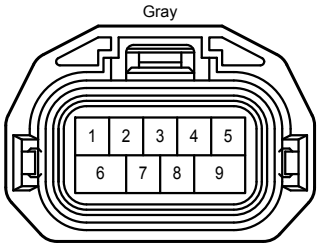

(3GR-FE)

J 2
White

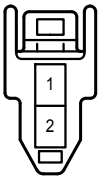

J 7
White

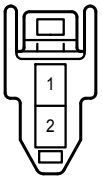

J 10
Blue

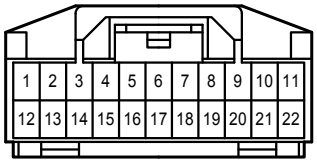

J 19
White

J 26
White

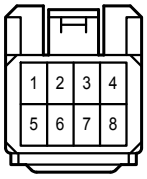

J 27
White

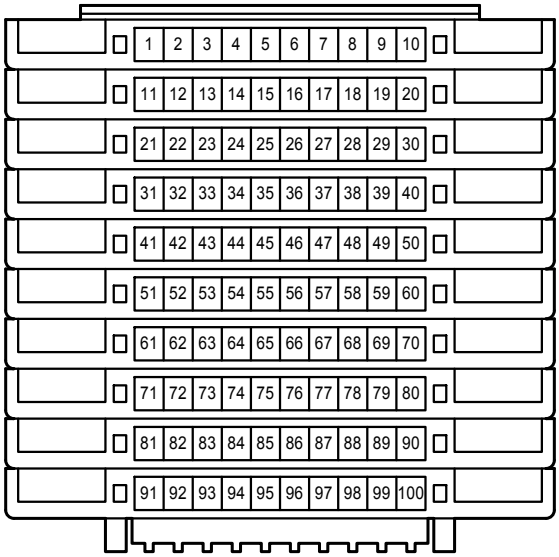

J 31
Black

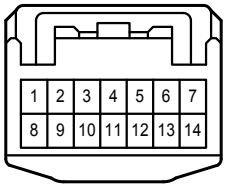

J 34
Black

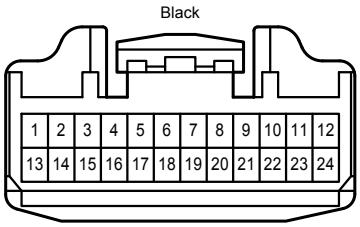

J 55
White

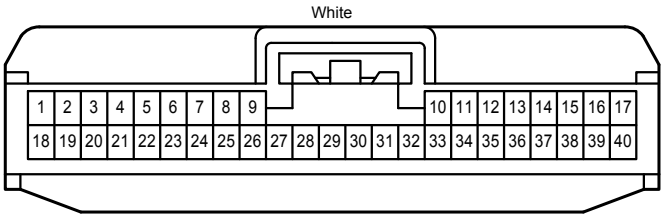

J 58
White

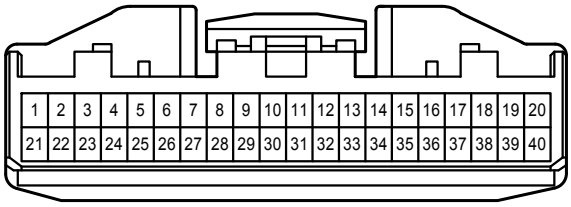

J 60
White

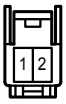

J 71
White

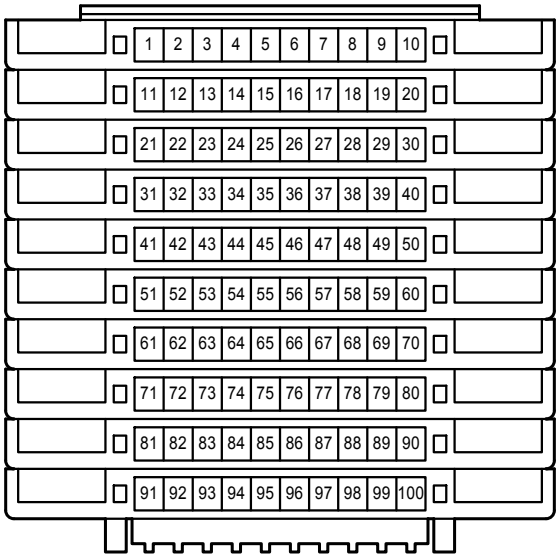

J 75
White

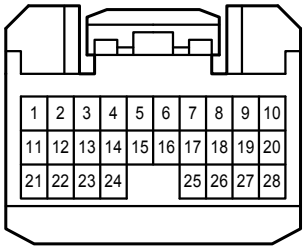

J 76
White

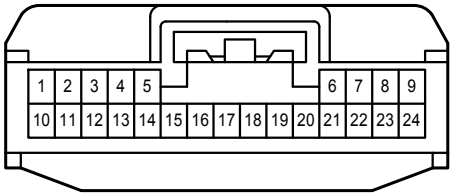

J 80
Blue

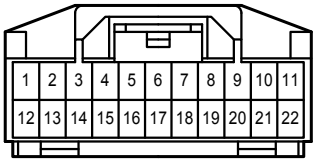

J 81
White

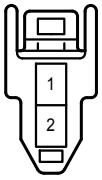

J 84
White

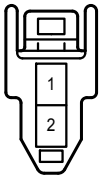

J 88
Brown

(LHD)

J 88
Black

(RHD)

L 6
Gray

L 8
White

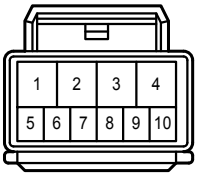

L 11
White

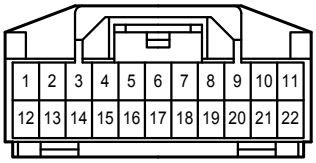

L 12
White

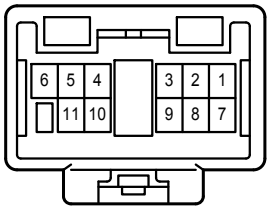

L 14
White

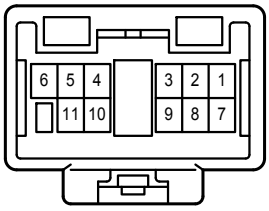

L 17
White

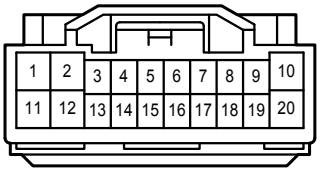

L 23
White

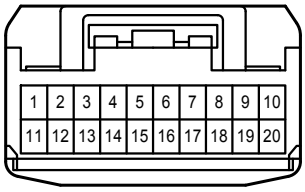

M 5
Gray

M 11
White

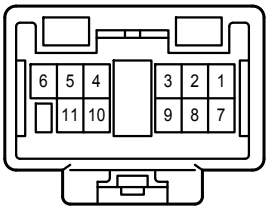

M 14
White

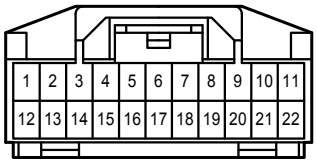

M 15
White

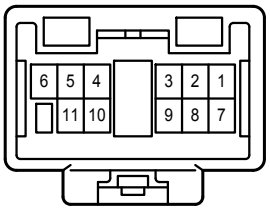

P 1
White

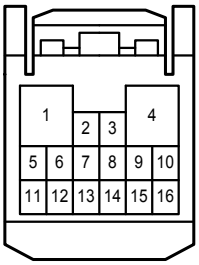

P 2
White



P 9
White

P 16
White

P 20
Gray

P 24
White

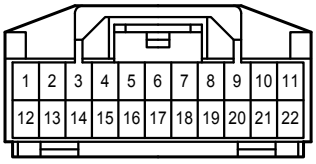

P 25
White

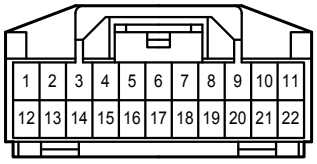

P 31
White

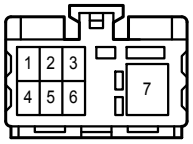

P 33
White

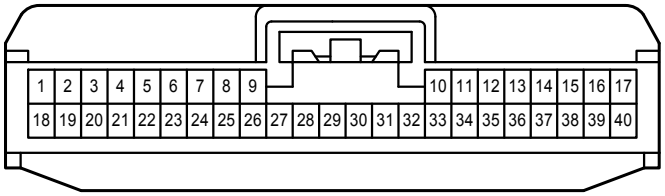

P 46
White

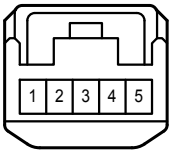

Q 1
White

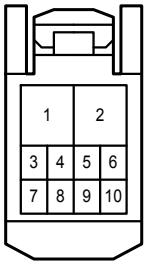

Q 3
White

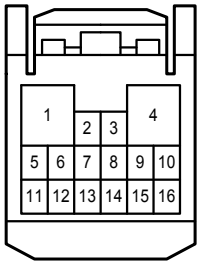

Q 8
White



Q 11
White

Q 16
Black

Q 17
White

Q 23
Gray



Q 27
Gray

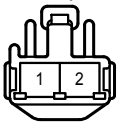

Q 33
White

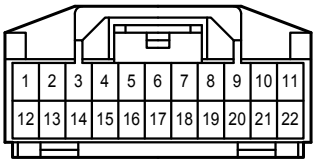

Q 34
White

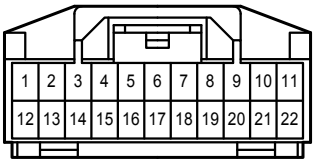

Q 36
White

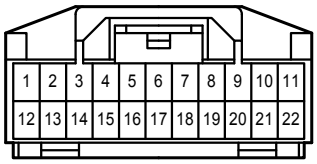

Q 42
Black



R 1
Gray

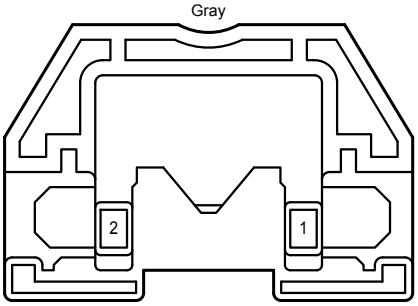

(Before Jul. 2006 Production)

R 1
White

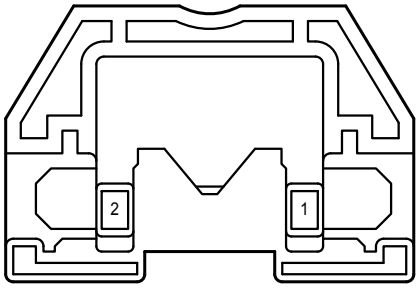

(From Jul. 2006 Production)

R 2
Gray

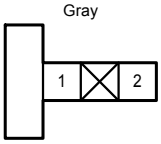

R 3
Gray

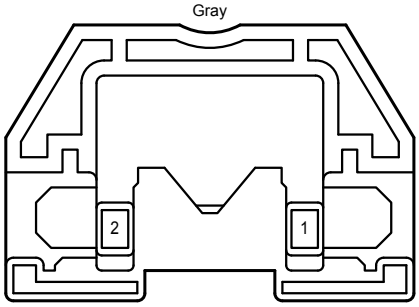

(Before Jul. 2006 Production)

R 3
White

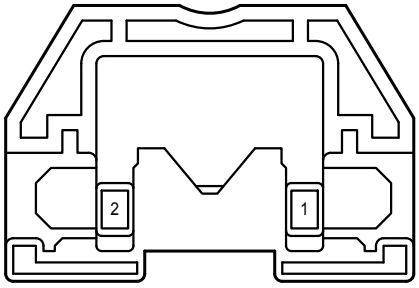

(From Jul. 2006 Production)

R 4
Gray

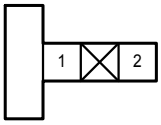

R 5
White

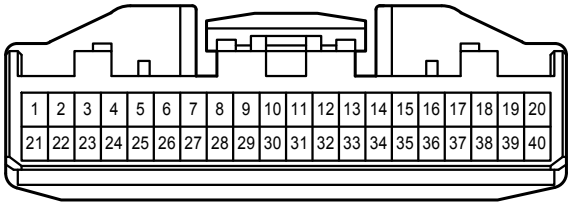

R 8
White

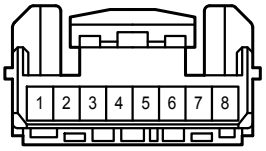

2F
Black

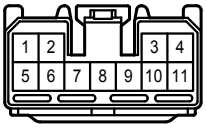

LA
White

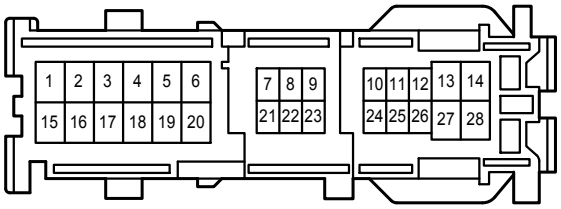

LD
White

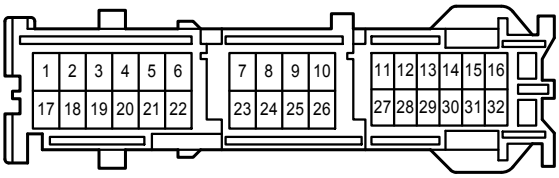

LK
Gray

LL
Gray

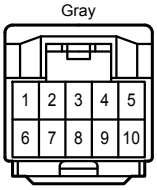

RA
White

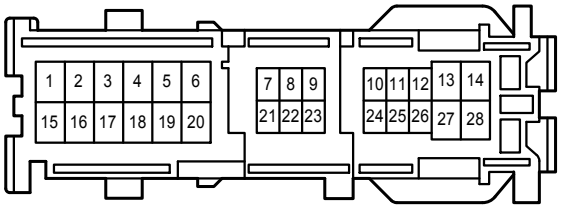

RD
White

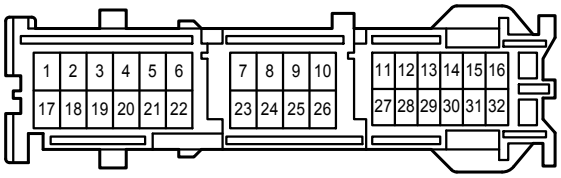

RJ
Gray

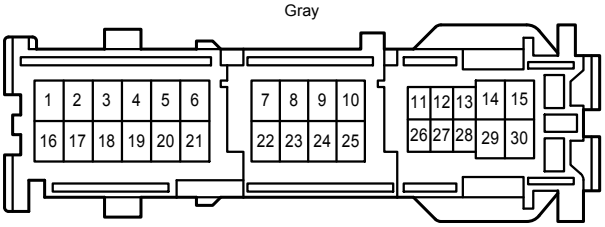

RK
Gray

AE1
White

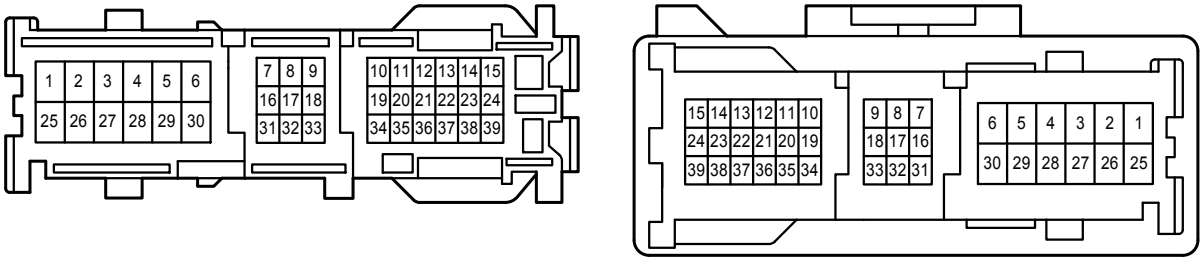

AQ1
White

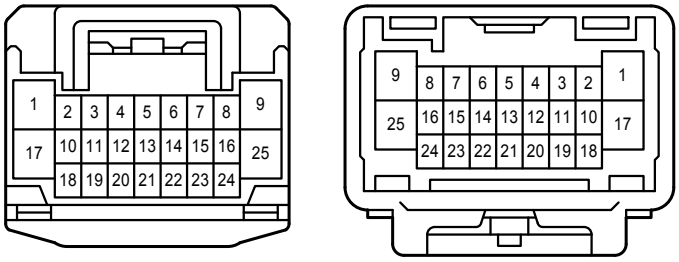

JA3
White

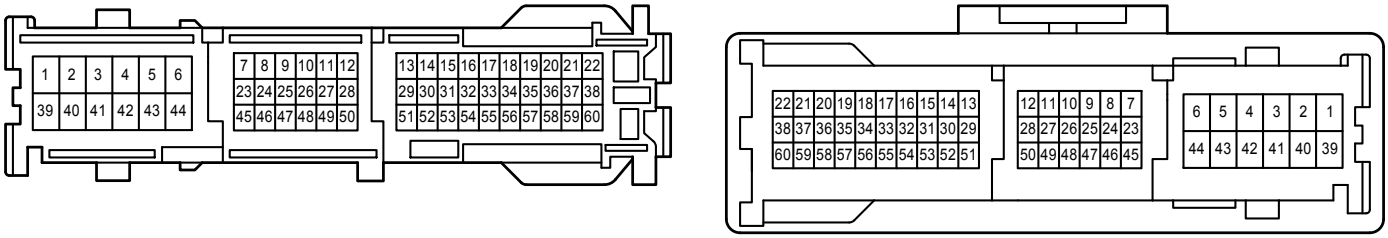

JP2
White

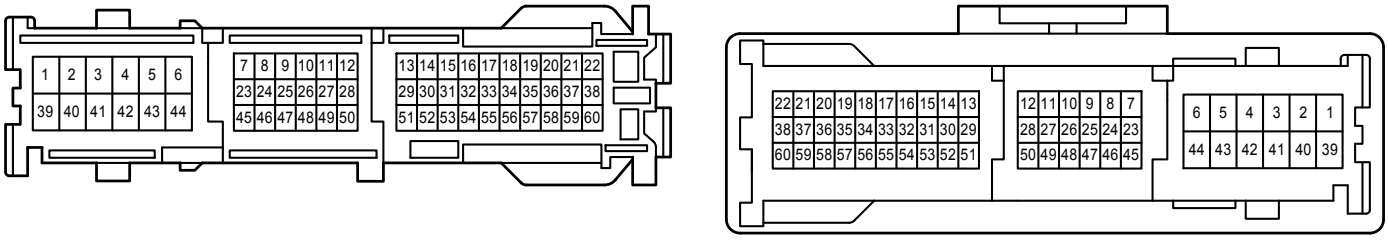

JQ1
White

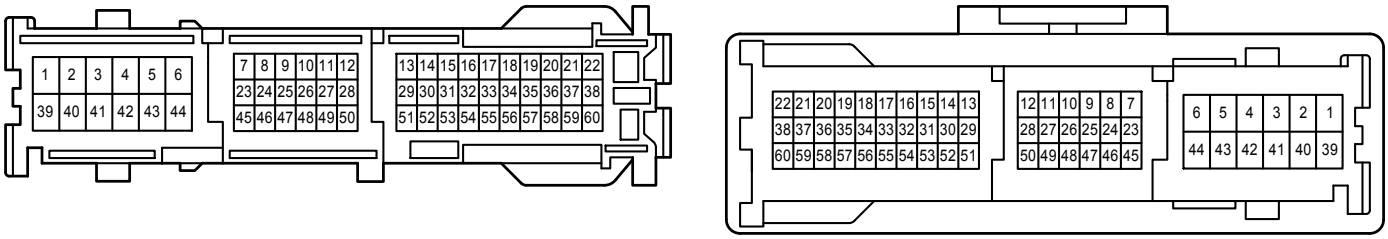

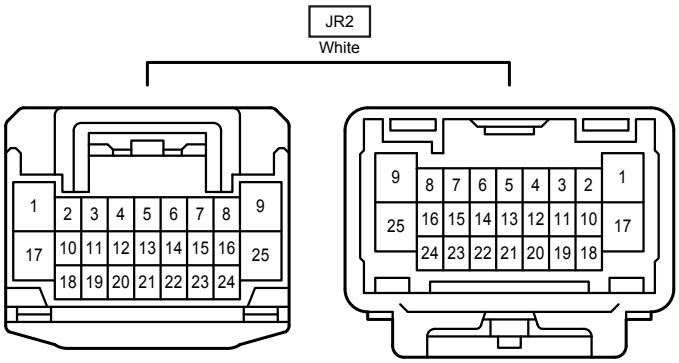
JR2
White
1 2 3 4 5 6 7 8 9
17 10 11 12 13 14 15 16 25
18 19 20 21 22 23 24
9 8 7 6 5 4 3 2 1
25 16 15 14 13 12 11 10 17
24 23 22 21 20 19 18

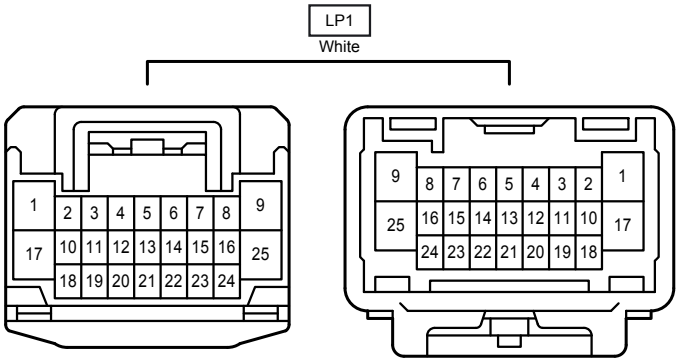
LP1
White
1 2 3 4 5 6 7 8 9
17 10 11 12 13 14 15 16 25
18 19 20 21 22 23 24
9 8 7 6 5 4 3 2 1
25 16 15 14 13 12 11 10 17
24 23 22 21 20 19 18

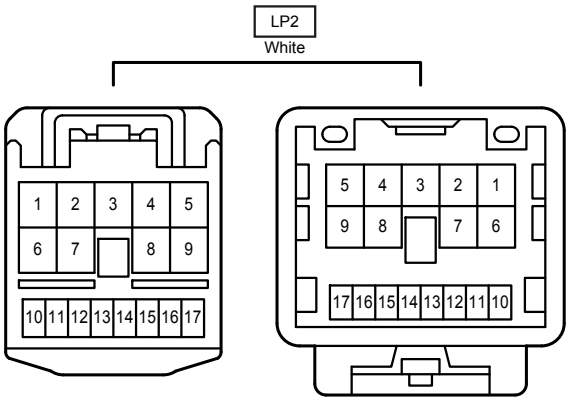
LP2
White
1 2 3 4 5
6 7 8 9
10 11 12 13 14 15 16 17
5 4 3 2 1
9 8 7 6
17 16 15 14 13 12 11 10

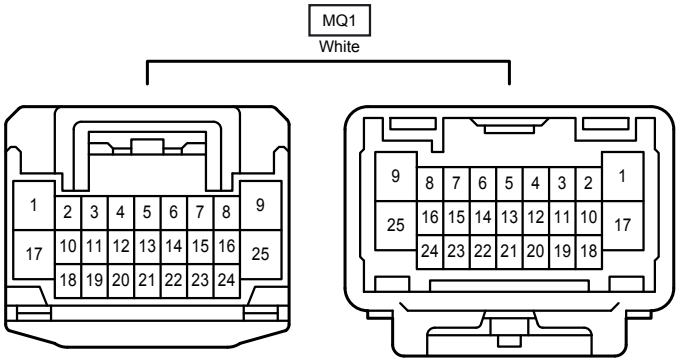
MQ1
White
1 2 3 4 5 6 7 8 9
17 10 11 12 13 14 15 16 25
18 19 20 21 22 23 24
9 8 7 6 5 4 3 2 1
25 16 15 14 13 12 11 10 17
24 23 22 21 20 19 18

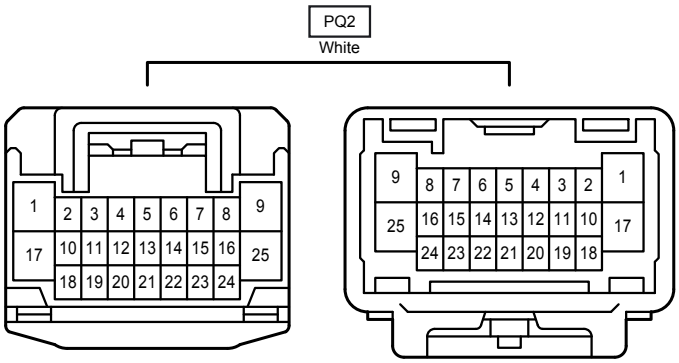
PQ2
White
1
2
3
4
5
6
7
8
9
17
10
11
12
13
14
15
16
25
18
19
20
21
22
23
24
9
8
7
6
5
4
3
2
1
25
16
15
14
13
12
11
10
17
24
23
22
21
20
19
18