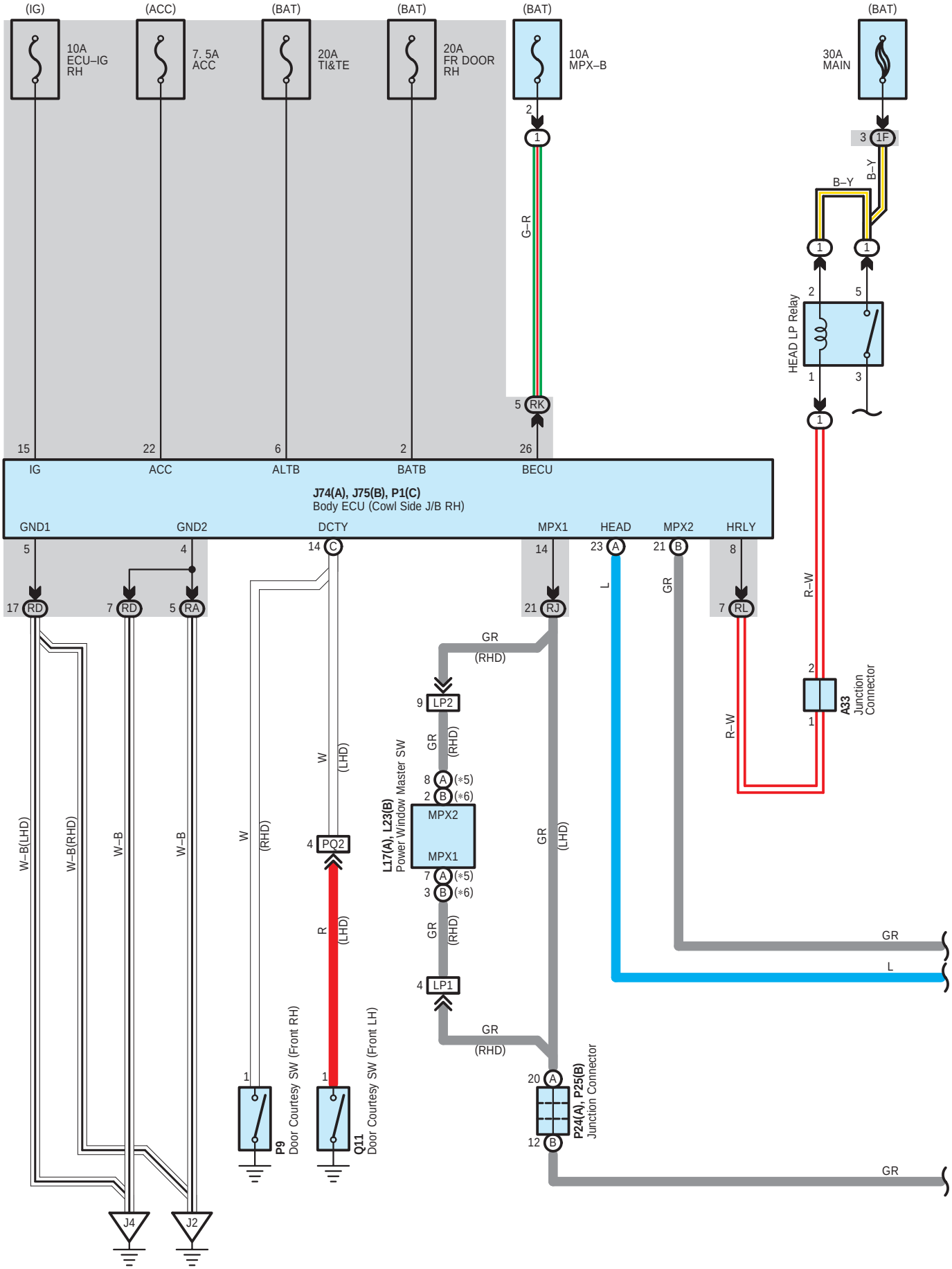
(IG)
(ACC)
(BAT)
(BAT)
(BAT)
(BAT)
10A ECU–IG RH
7. 5A ACC
20A TI&TE
20A FR DOOR RH
10A MPX–B
30A MAIN
G–R
B–Y
B–Y
HEAD LP Relay
R–W
R–W
A33 Junction Connector
15 IG
22 ACC
6 ALTB
2 BATB
26 BECU
J74(A), J75(B), P1(C)
Body ECU (Cowl Side J/B RH)
GND1
GND2
DCTY
MPX1
HEAD
MPX2
HRLY
L
GR
GR (RHD)
LP2
LP1
L17(A), L23(B) Power Window Master SW
MPX2
MPX1
PQ2
W (LHD)
W (RHD)
R (LHD)
W–B(LHD)
W–B(RHD)
W–B
W–B
P9 Door Courtesy SW (Front RH)
Q11 Door Courtesy SW (Front LH)
P24(A), P25(B) Junction Connector
J4
J2

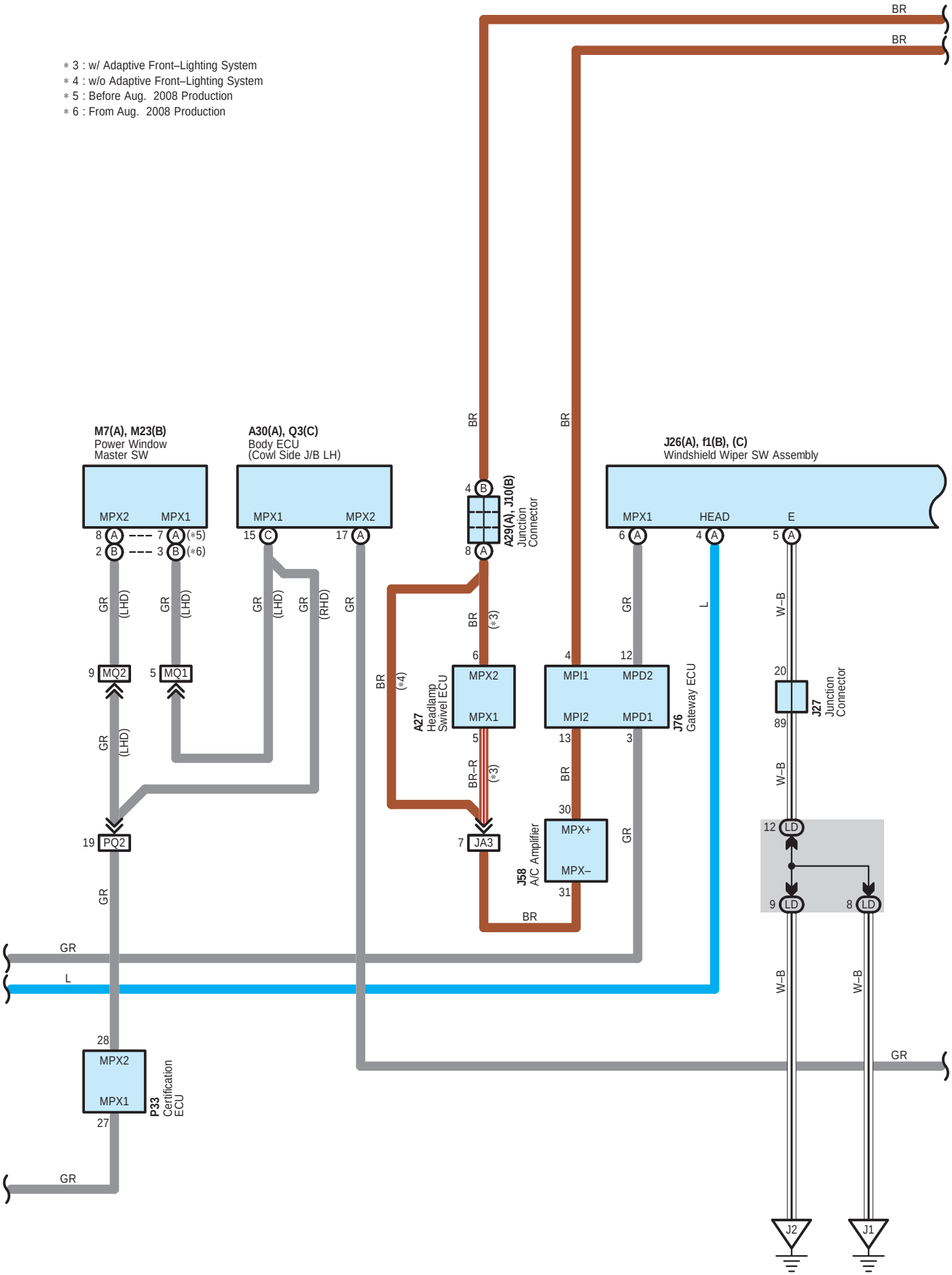
∗ 3 : w/ Adaptive Front–Lighting System
∗ 4 : w/o Adaptive Front–Lighting System
∗ 5 : Before Aug. 2008 Production
∗ 6 : From Aug. 2008 Production
M7(A), M23(B)
Power Window
Master SW
MPX2
MPX1
A30(A), Q3(C)
Body ECU
(Cowl Side J/B LH)
MPX1
MPX2
A29(A), J10(B)
Junction
Connector
J26(A), f1(B), (C)
Windshield Wiper SW Assembly
MPX1
HEAD
E
MQ2
MQ1
PQ2
A27
Headlamp
Swivel ECU
MPX2
MPX1
JA3
J58
A/C Amplifier
MPX+
MPX–
J76
Gateway ECU
MPI1
MPD2
MPI2
MPD1
J27
Junction
Connector
LD
P33
Certification
ECU
MPX2
MPX1
J2
J1
BR
GR
L
W–B
BR–R
(LHD)
(RHD)
(∗3)
(∗4)
(∗5)
(∗6)

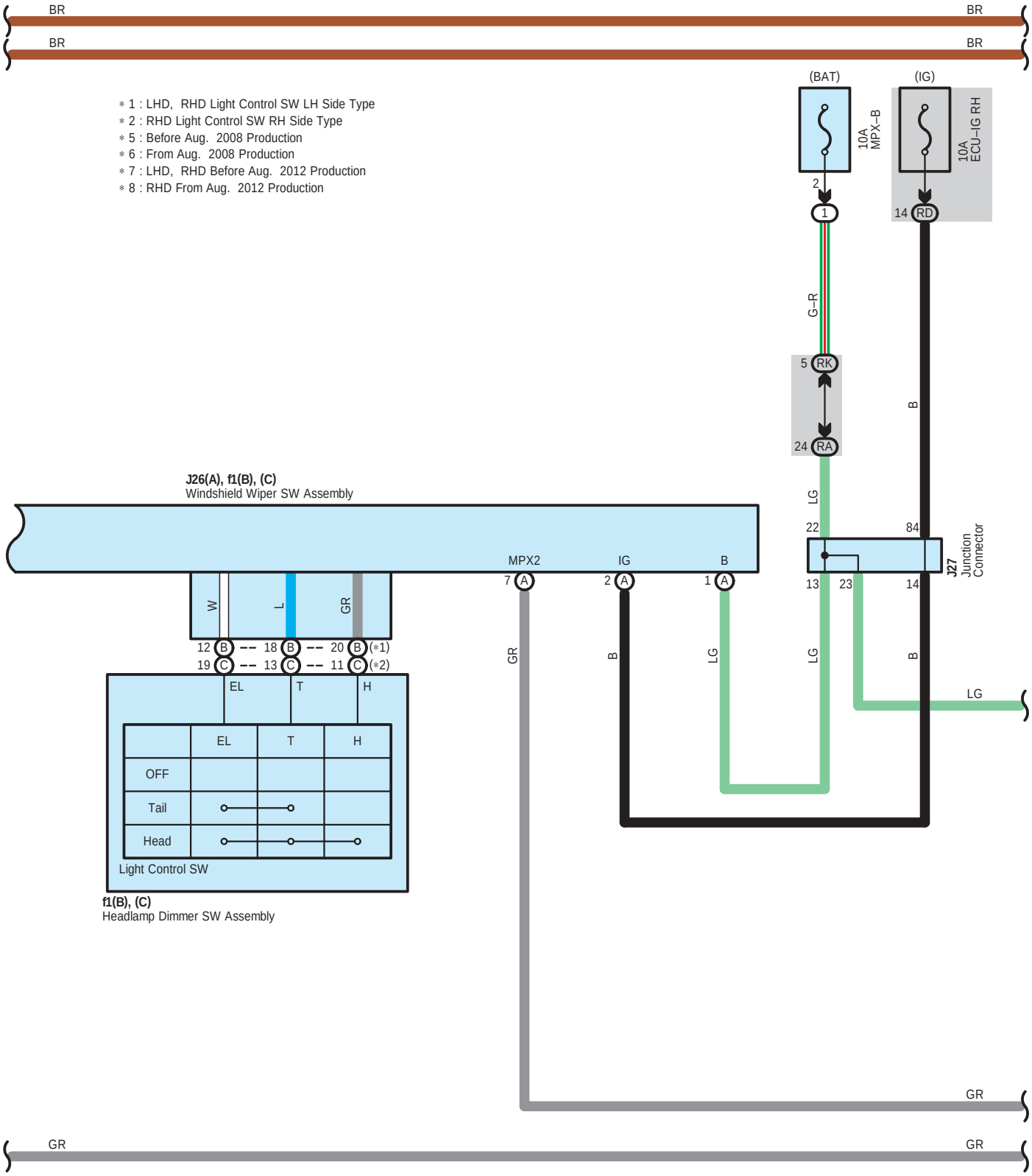
BR
BR
BR
BR
∗ 1 : LHD, RHD Light Control SW LH Side Type
∗ 2 : RHD Light Control SW RH Side Type
∗ 5 : Before Aug. 2008 Production
∗ 6 : From Aug. 2008 Production
∗ 7 : LHD, RHD Before Aug. 2012 Production
∗ 8 : RHD From Aug. 2012 Production
(BAT)
(IG)
10A MPX–B
10A ECU–IG RH
2
1
14 RD
G–R
5 RK
24 RA
B
LG
22
84
J27 Junction Connector
13
23
14
J26(A), f1(B), (C)
Windshield Wiper SW Assembly
MPX2
IG
B
7 A
2 A
1 A
W
L
GR
12 B
18 B
20 B (∗1)
19 C
13 C
11 C (∗2)
EL
T
H
OFF
Tail
Head
Light Control SW
f1(B), (C)
Headlamp Dimmer SW Assembly
GR
B
LG
LG
B
LG
GR
GR
GR

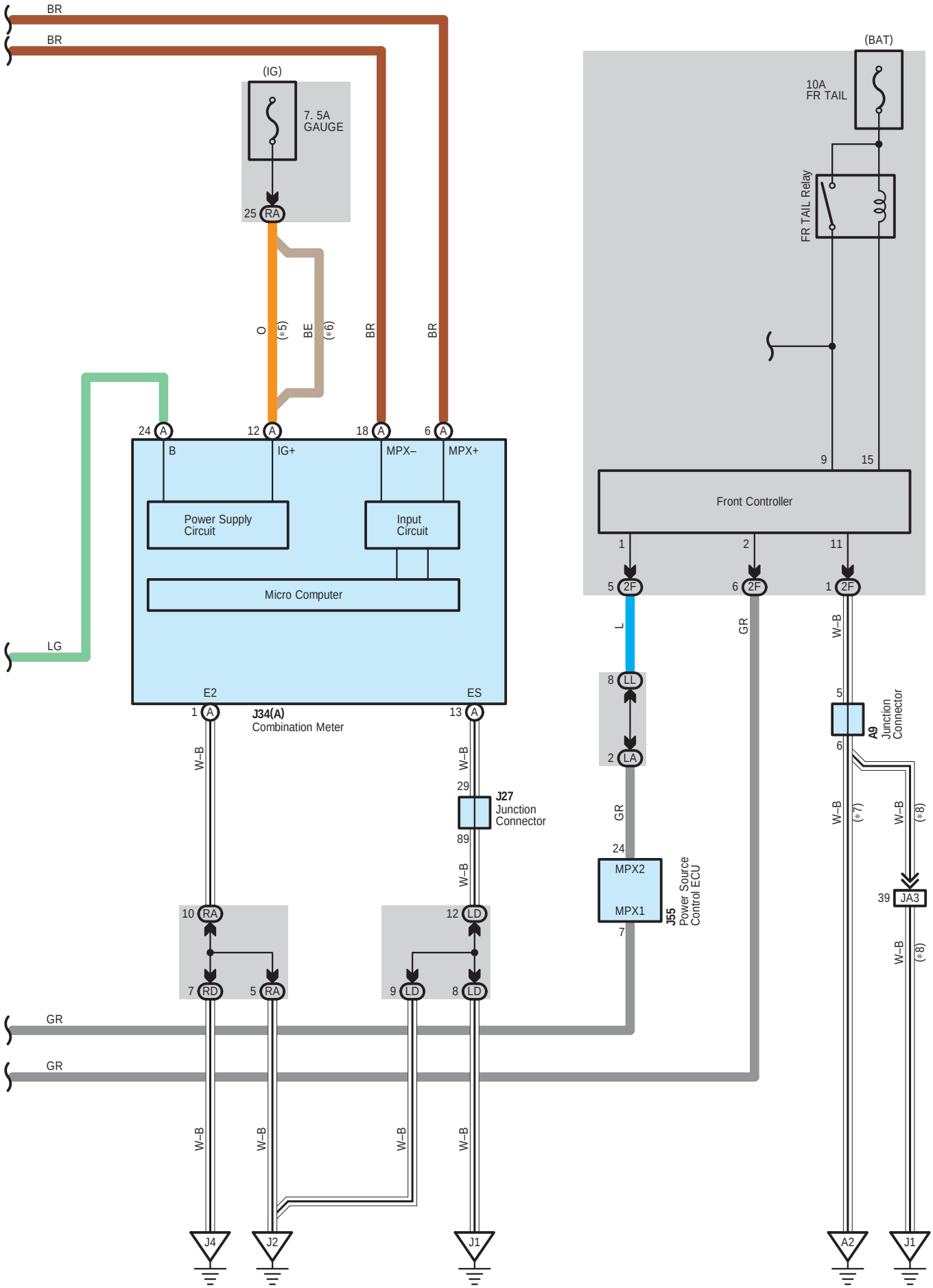
BR
BR
(IG)
7. 5A
GAUGE
25 RA
O
(*5)
BE
(*6)
BR
BR
24 A
12 A
18 A
6 A
B
IG+
MPX–
MPX+
Power Supply
Circuit
Input
Circuit
Micro Computer
LG
E2
ES
1 A
J34(A)
Combination Meter
13 A
W–B
W–B
29
J27
Junction
Connector
89
W–B
10 RA
12 LD
7 RD
5 RA
9 LD
8 LD
GR
GR
W–B
W–B
W–B
W–B
J4
J2
J1
(BAT)
10A
FR TAIL
FR TAIL Relay
9
15
Front Controller
1
2
11
5 2F
6 2F
1 2F
L
GR
W–B
8 LL
2 LA
GR
24
MPX2
MPX1
7
J55
Power Source
Control ECU
5
A9
Junction
Connector
6
W–B
(*7)
W–B
(*8)
39 JA3
W–B
(*8)
A2
J1

A 9
White

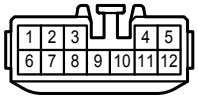

A 27
White

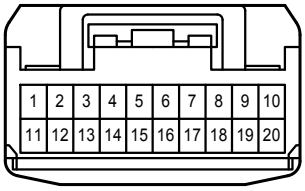

A 29
Blue

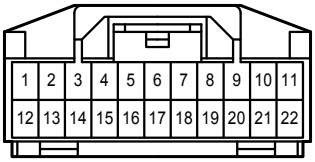

A 30
White

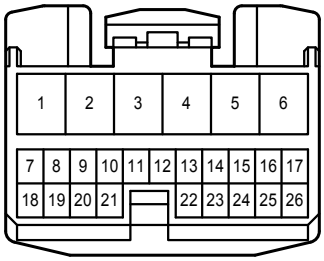

A 33
Blue

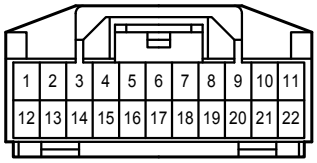

J 10
Blue

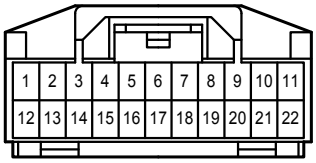

J 26
White

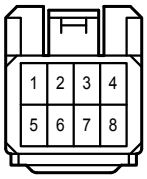

J 27
White

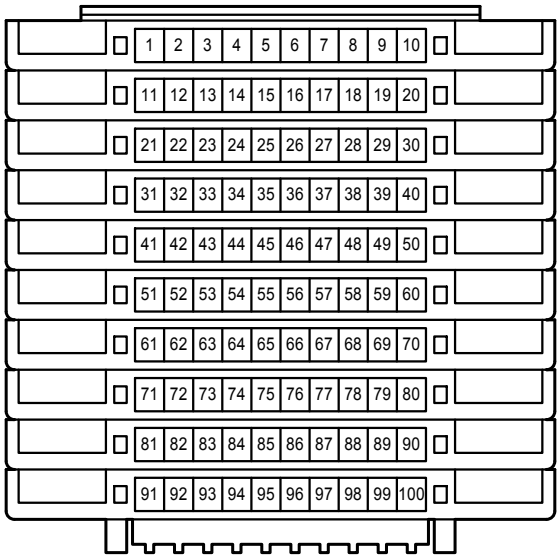

J 34
Black

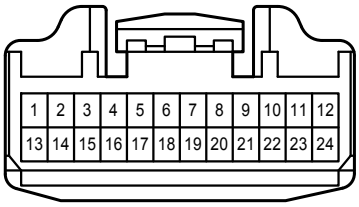

J 55
White

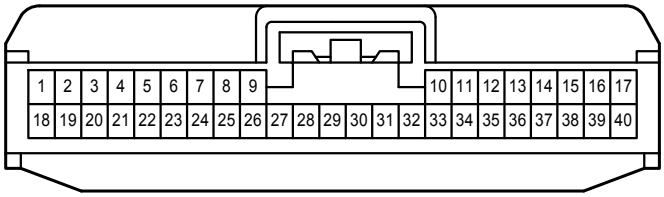

J 58
White

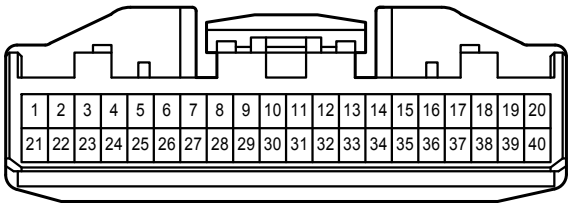

J 74
White

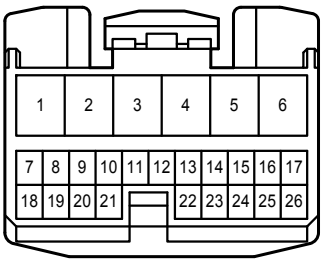

J 75
White

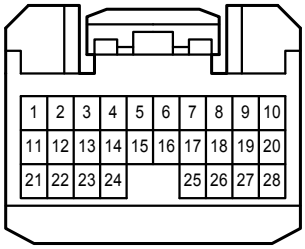

J 76
White

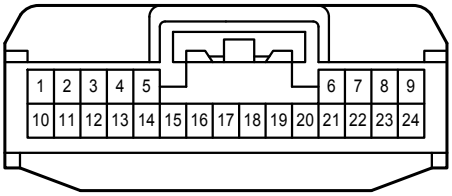

L 17
White

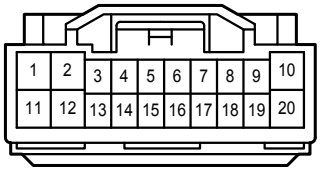

L 23
White

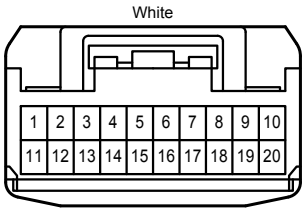

M 7
White

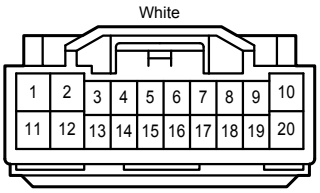

M 23
White

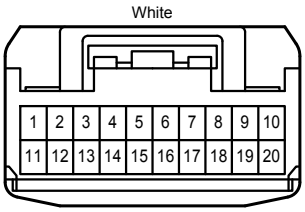

P 1
White

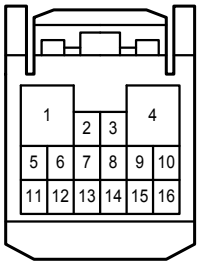

P 9
White

P 24
White

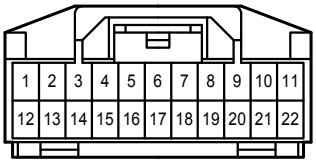

P 25
White

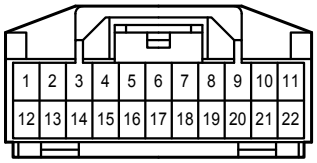

P 33
White

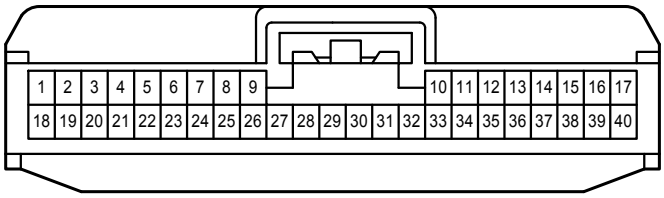

Q 3
White

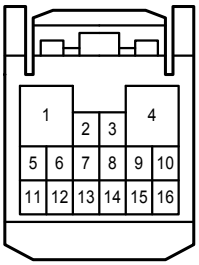

Q 11
White

f 1
White

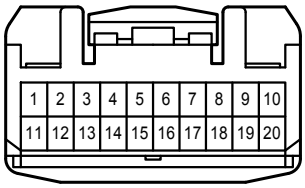

1F
White

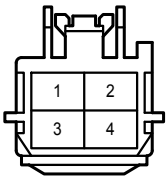

2F
Black

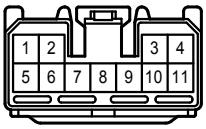

LA
White

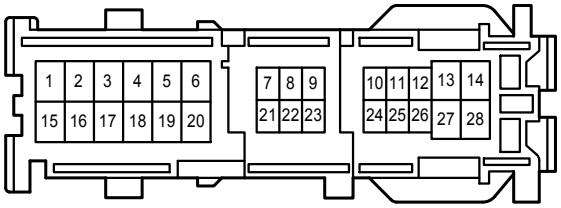

LD
White

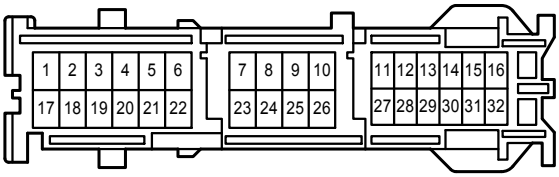

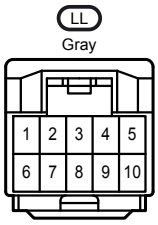
LL
Gray
1 2 3 4 5
6 7 8 9 10

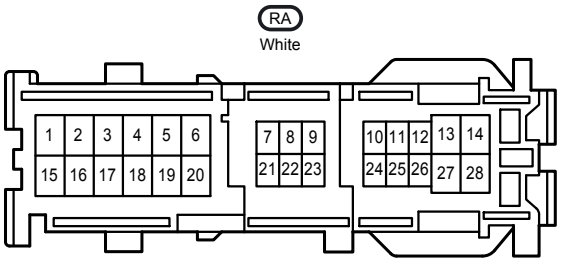
RA
White
1 2 3 4 5 6
15 16 17 18 19 20
7 8 9
21 22 23
10 11 12 13 14
24 25 26 27 28

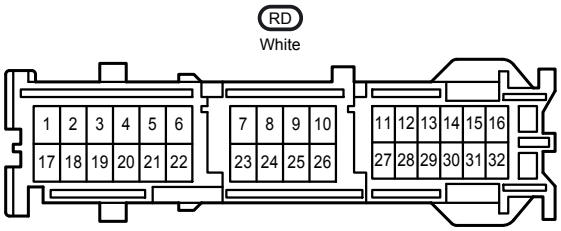
RD
White
1 2 3 4 5 6
17 18 19 20 21 22
7 8 9 10
23 24 25 26
11 12 13 14 15 16
27 28 29 30 31 32

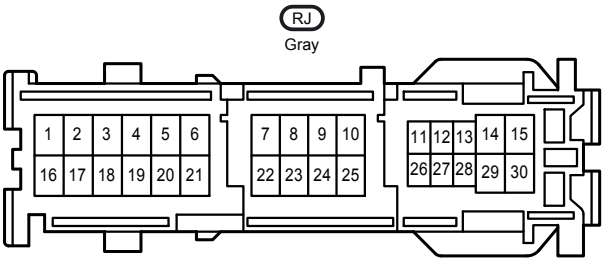
RJ
Gray
1 2 3 4 5 6
16 17 18 19 20 21
7 8 9 10
22 23 24 25
11 12 13 14 15
26 27 28 29 30

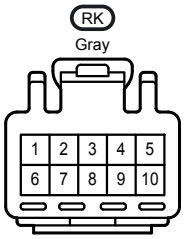
RK
Gray
1 2 3 4 5
6 7 8 9 10

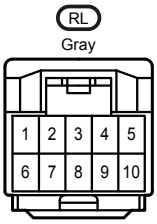
RL
Gray
1 2 3 4 5
6 7 8 9 10

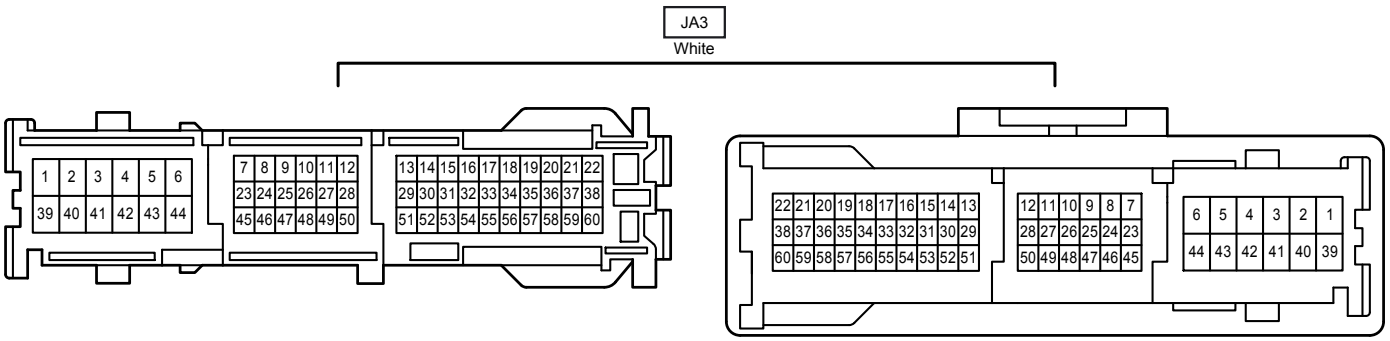
JA3
White
1 2 3 4 5 6
39 40 41 42 43 44
7 8 9 10 11 12
23 24 25 26 27 28
45 46 47 48 49 50
13 14 15 16 17 18 19 20 21 22
29 30 31 32 33 34 35 36 37 38
51 52 53 54 55 56 57 58 59 60
22 21 20 19 18 17 16 15 14 13
38 37 36 35 34 33 32 31 30 29
60 59 58 57 56 55 54 53 52 51
12 11 10 9 8 7
28 27 26 25 24 23
50 49 48 47 46 45
6 5 4 3 2 1
44 43 42 41 40 39

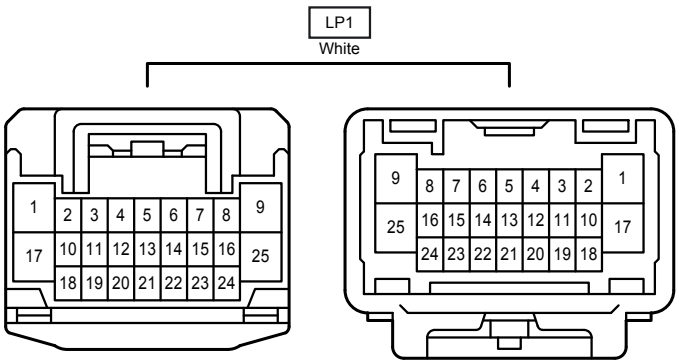
LP1
White
1 2 3 4 5 6 7 8 9
17 10 11 12 13 14 15 16 25
18 19 20 21 22 23 24
9 8 7 6 5 4 3 2 1
25 16 15 14 13 12 11 10 17
24 23 22 21 20 19 18

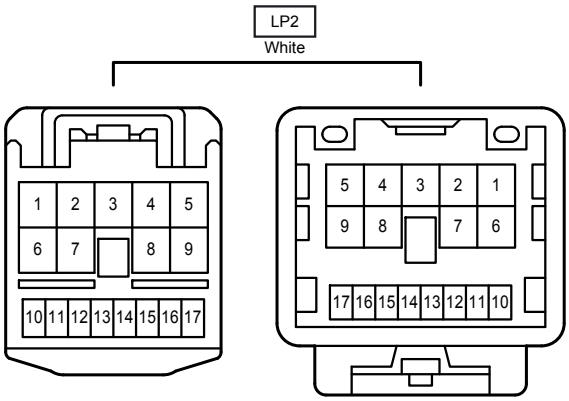
LP2
White
1 2 3 4 5
6 7 8 9
10 11 12 13 14 15 16 17
5 4 3 2 1
9 8 7 6
17 16 15 14 13 12 11 10

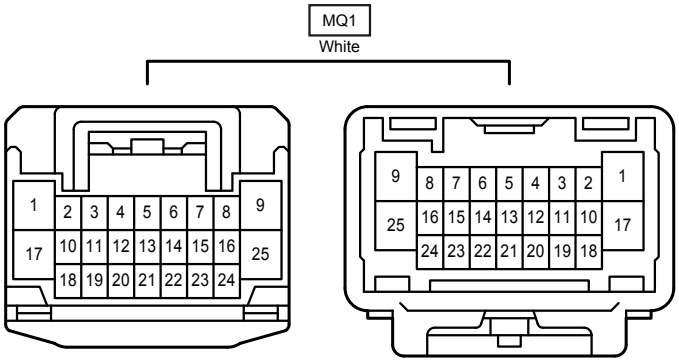
MQ1
White
1 2 3 4 5 6 7 8 9
17 10 11 12 13 14 15 16 25
18 19 20 21 22 23 24
9 8 7 6 5 4 3 2 1
25 16 15 14 13 12 11 10 17
24 23 22 21 20 19 18

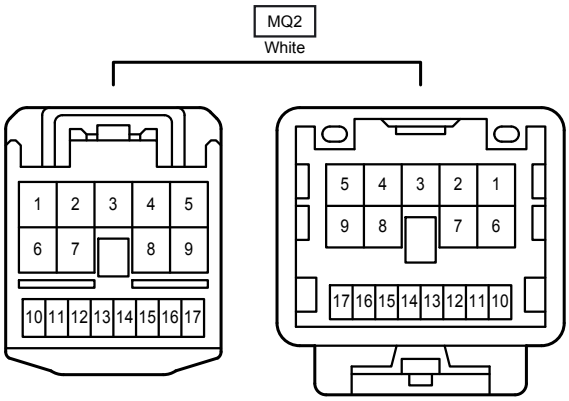
MQ2
White
1 2 3 4 5
6 7 8 9
10 11 12 13 14 15 16 17
5 4 3 2 1
9 8 7 6
17 16 15 14 13 12 11 10

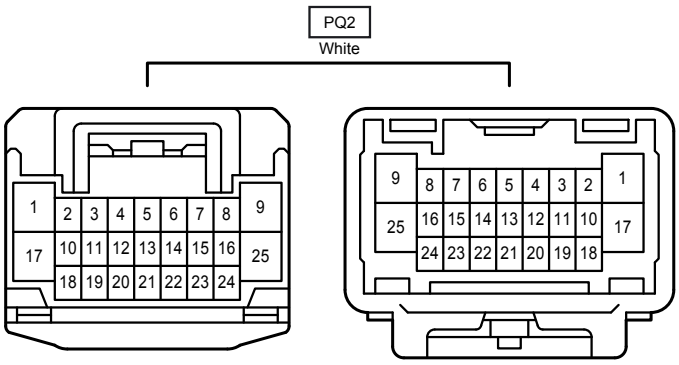
PQ2
White
1 2 3 4 5 6 7 8 9
17 10 11 12 13 14 15 16 25
18 19 20 21 22 23 24
9 8 7 6 5 4 3 2 1
25 16 15 14 13 12 11 10 17
24 23 22 21 20 19 18