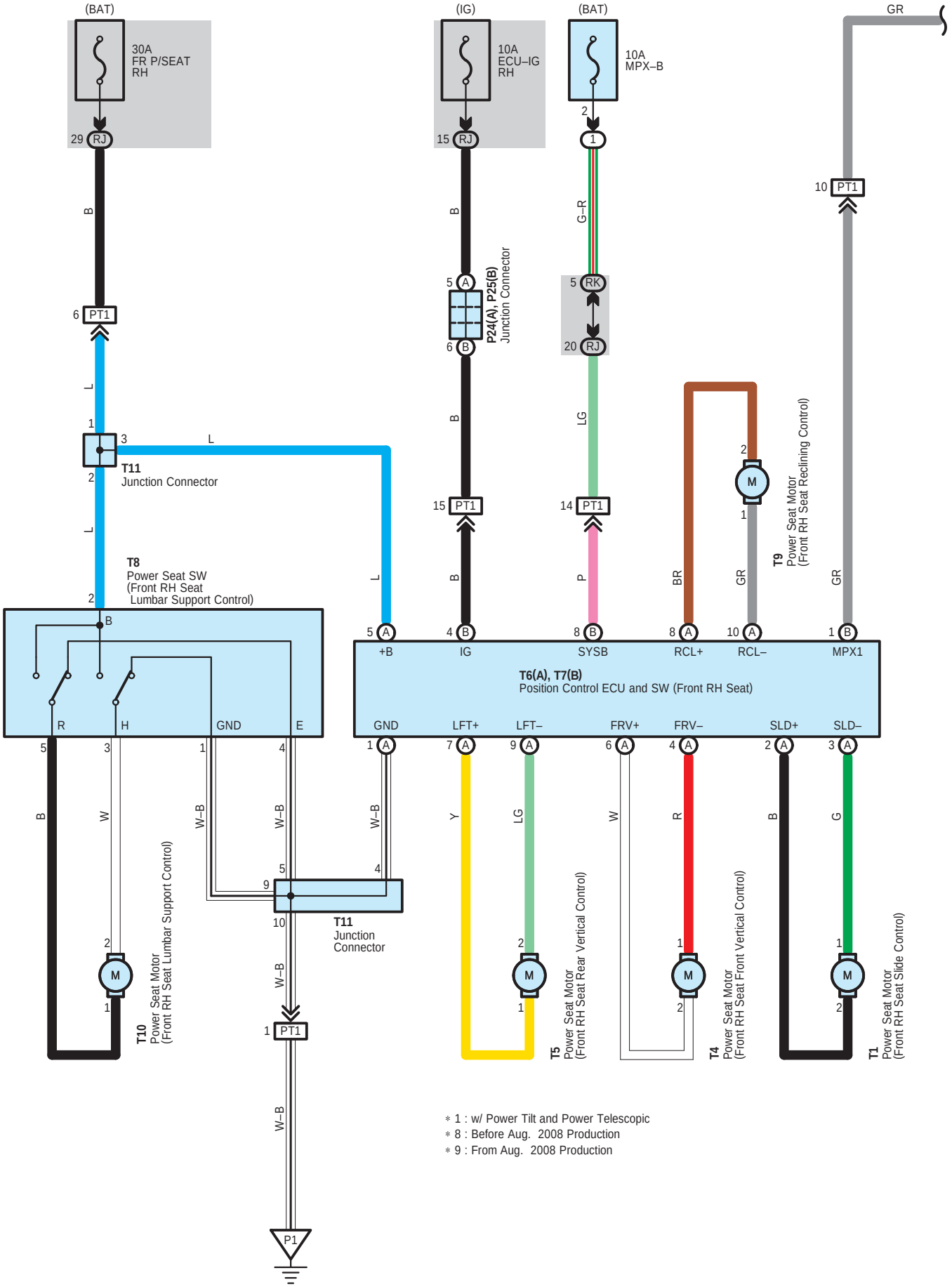

∗ 1 : w/ Power Tilt and Power Telescopic
∗ 8 : Before Aug. 2008 Production
∗ 9 : From Aug. 2008 Production

Power Seat <Front RH Seat w/ Seat Position Memory>

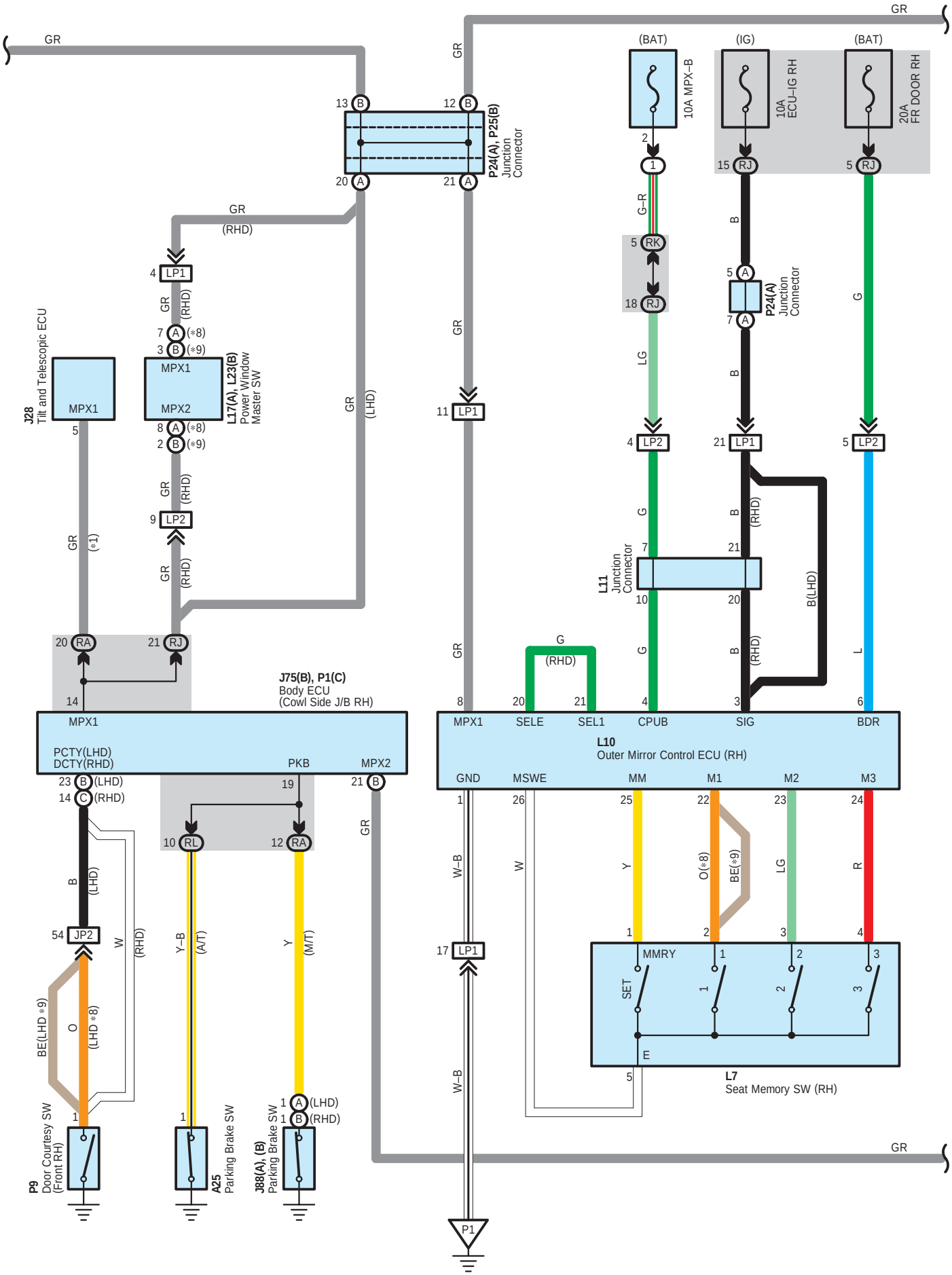

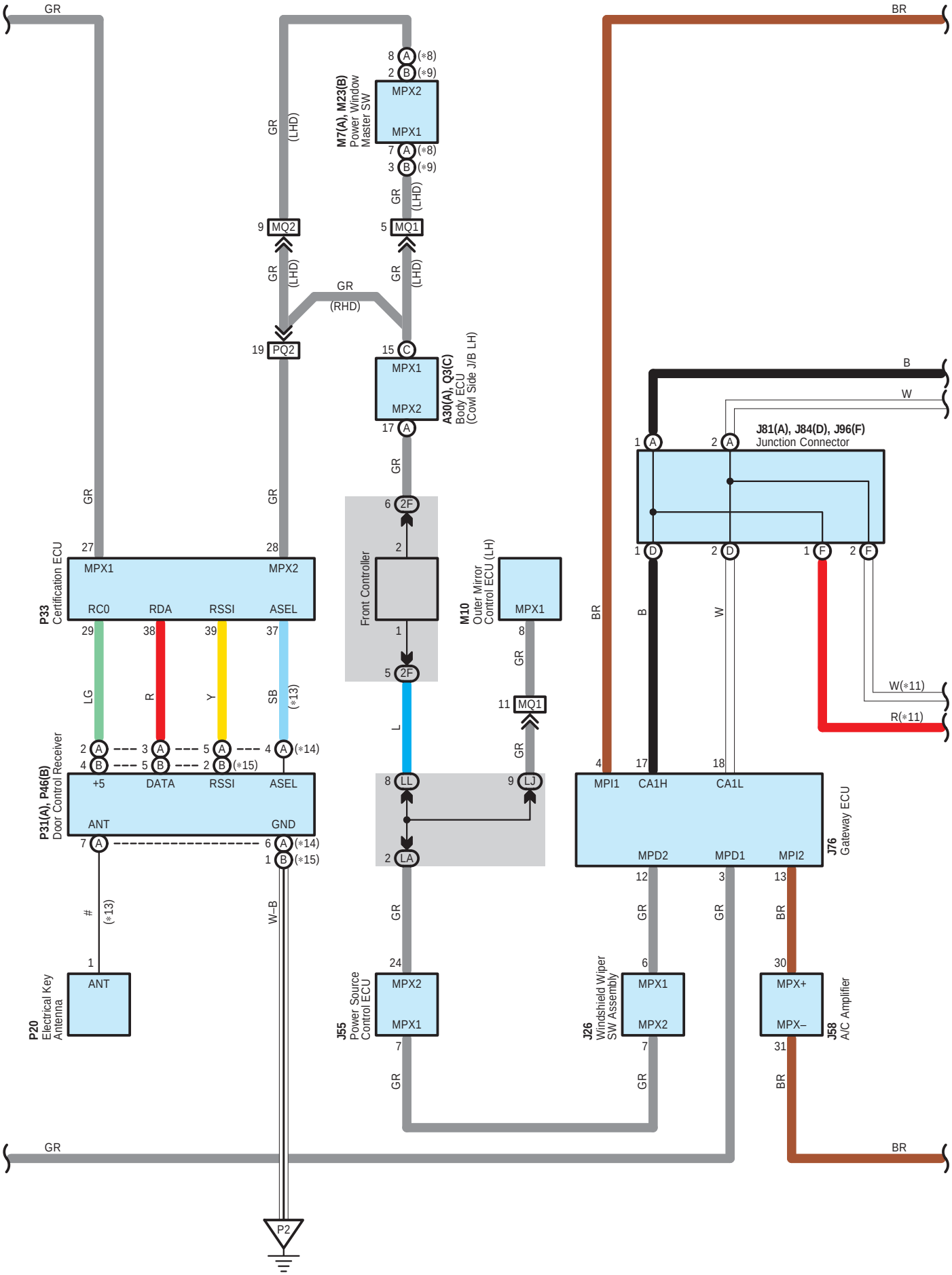
GR
BR
M7(A), M23(B)
Power Window
Master SW
MPX2
MPX1
8 A (*8)
2 B (*9)
7 A (*8)
3 B (*9)
GR (LHD)
9 MQ2
5 MQ1
GR (RHD)
19 PQ2
15 C
A30(A), Q3(C)
Body ECU
(Cowl Side J/B LH)
17 A
6 2F
2
1
5 2F
Front Controller
P33
Certification ECU
27
28
RC0
RDA
RSSI
ASEL
29
38
39
37
LG
R
Y
SB
(*13)
M10
Outer Mirror
Control ECU (LH)
11 MQ1
8 LL
9 LJ
2 LA
P31(A), P46(B)
Door Control Receiver
+5
DATA
ANT
GND
(*14)
(*15)
#
W–B
P20
Electrical Key
Antenna
J55
Power Source
Control ECU
24
7
J81(A), J84(D), J96(F)
Junction Connector
B
W
W(*11)
R(*11)
MPI1
CA1H
CA1L
MPD2
MPD1
MPI2
J76
Gateway ECU
12
3
13
J26
Windshield Wiper
SW Assembly
6
J58
A/C Amplifier
MPX+
MPX–
30
31
P2

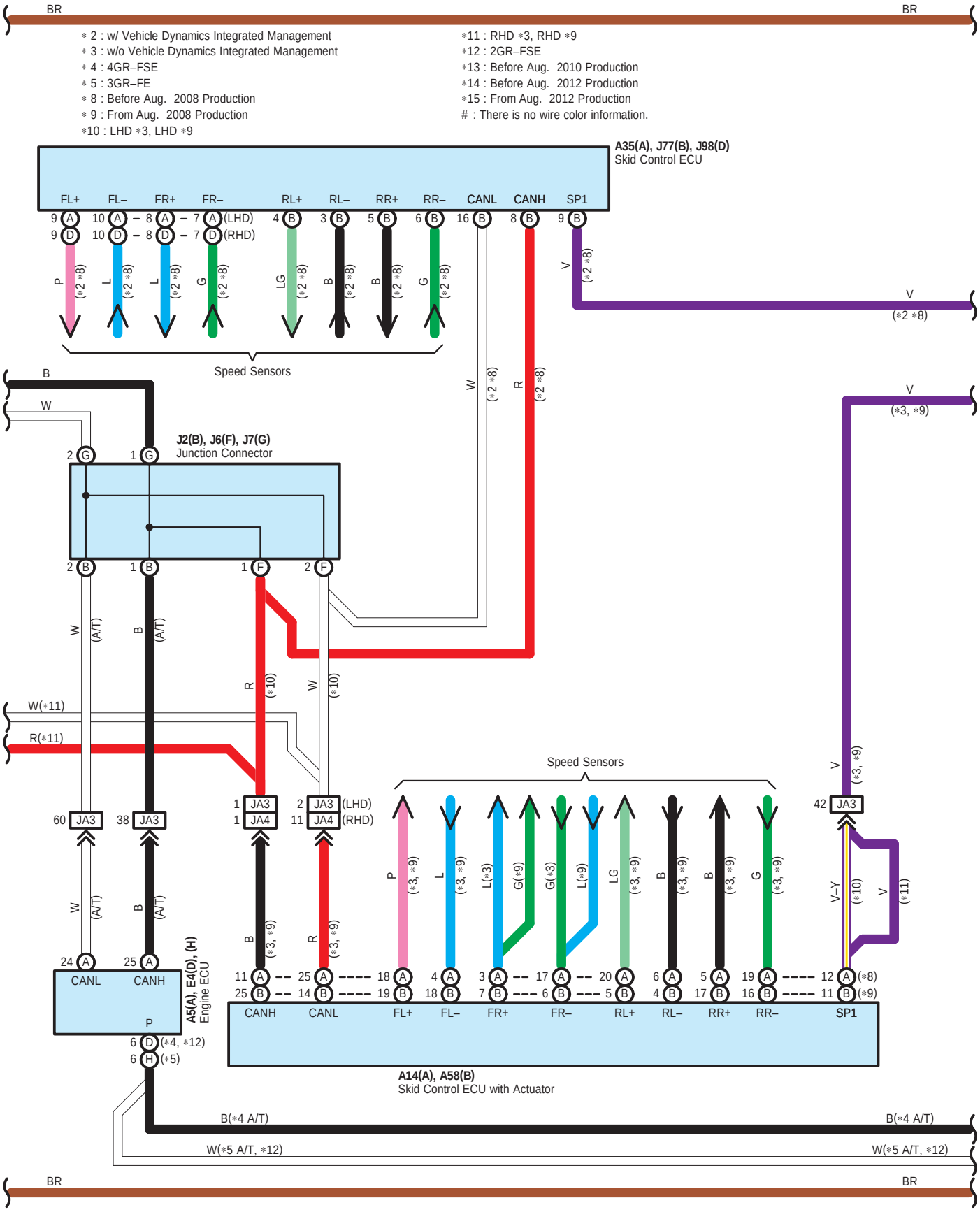
BR
BR
∗ 2 : w/ Vehicle Dynamics Integrated Management
∗ 3 : w/o Vehicle Dynamics Integrated Management
∗ 4 : 4GR–FSE
∗ 5 : 3GR–FE
∗ 8 : Before Aug. 2008 Production
∗ 9 : From Aug. 2008 Production
∗10 : LHD ∗3, LHD ∗9
∗11 : RHD ∗3, RHD ∗9
∗12 : 2GR–FSE
∗13 : Before Aug. 2010 Production
∗14 : Before Aug. 2012 Production
∗15 : From Aug. 2012 Production
# : There is no wire color information.
A35(A), J77(B), J98(D)
Skid Control ECU
FL+
FL–
FR+
FR–
RL+
RL–
RR+
RR–
CANL
CANH
SP1
Speed Sensors
J2(B), J6(F), J7(G)
Junction Connector
JA3
JA4
(LHD)
(RHD)
A5(A), E4(D), (H)
Engine ECU
CANL
CANH
P
A14(A), A58(B)
Skid Control ECU with Actuator
B(∗4 A/T)
W(∗5 A/T, ∗12)
BR
BR

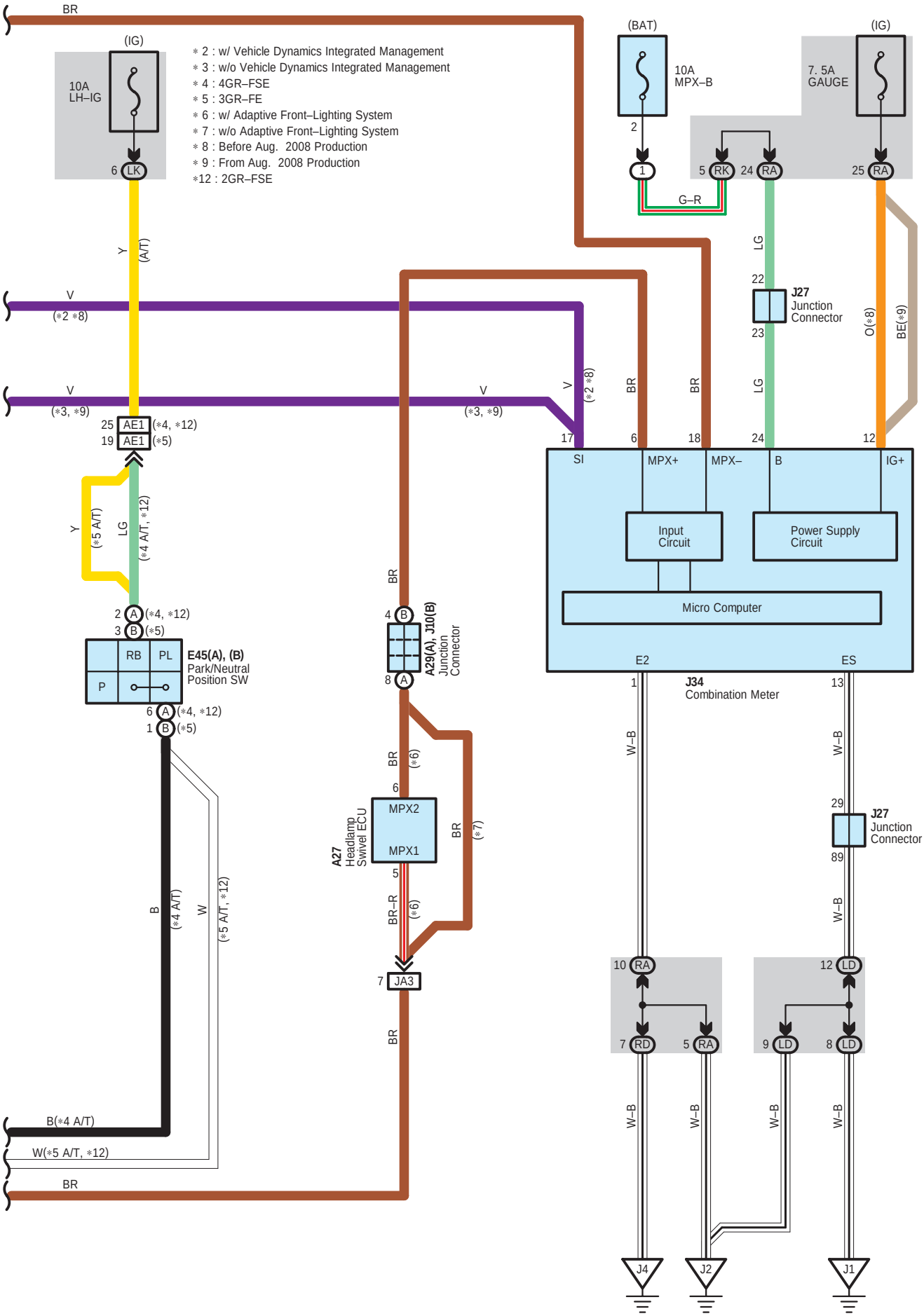
BR
(IG)
10A
LH–IG
6 LK
∗ 2 : w/ Vehicle Dynamics Integrated Management
∗ 3 : w/o Vehicle Dynamics Integrated Management
∗ 4 : 4GR–FSE
∗ 5 : 3GR–FE
∗ 6 : w/ Adaptive Front–Lighting System
∗ 7 : w/o Adaptive Front–Lighting System
∗ 8 : Before Aug. 2008 Production
∗ 9 : From Aug. 2008 Production
∗12 : 2GR–FSE
(BAT)
10A
MPX–B
2
1
G–R
(IG)
7. 5A
GAUGE
5 RK
24 RA
25 RA
Y
(A/T)
V
(∗2 ∗8)
V
(∗3, ∗9)
25 AE1 (∗4, ∗12)
19 AE1 (∗5)
Y
(∗5 A/T)
LG
(∗4 A/T, ∗12)
2 A (∗4, ∗12)
3 B (∗5)
RB
PL
P
E45(A), (B)
Park/Neutral
Position SW
6 A (∗4, ∗12)
1 B (∗5)
B
(∗4 A/T)
W
(∗5 A/T, ∗12)
B(∗4 A/T)
W(∗5 A/T, ∗12)
BR
4 B
8 A
A29(A), J10(B)
Junction
Connector
BR
(∗6)
6
MPX2
MPX1
A27
Headlamp
Swivel ECU
5
BR–R
(∗6)
BR
(∗7)
7 JA3
BR
V
(∗2 ∗8)
BR
BR
LG
22
J27
Junction
Connector
23
LG
O(∗8)
BE(∗9)
17
6
18
24
12
SI
MPX+
MPX–
B
IG+
Input
Circuit
Power Supply
Circuit
Micro Computer
E2
ES
1
J34
Combination Meter
13
W–B
W–B
29
J27
Junction
Connector
89
W–B
10 RA
12 LD
7 RD
5 RA
9 LD
8 LD
W–B
W–B
W–B
W–B
J4
J2
J1

A 5
White

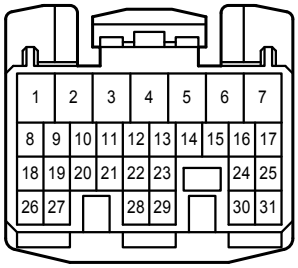

A 14
Black

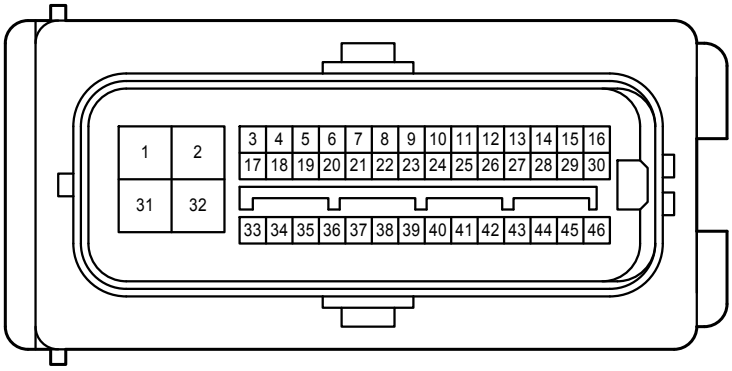

A 25
Black

A 27
White

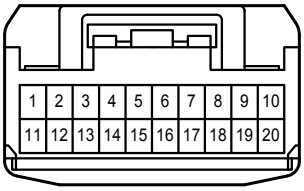

A 29
Blue

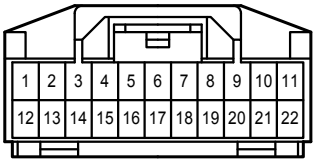

A 30
White

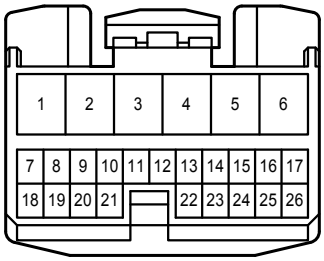

A 35
White

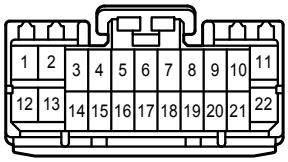

A 58
Black

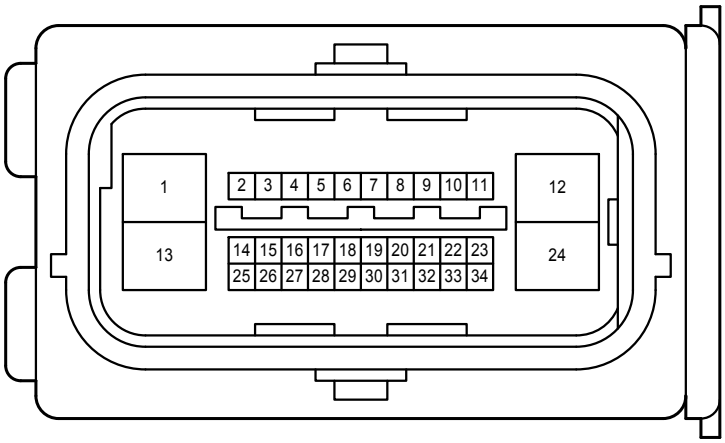

E 4
White

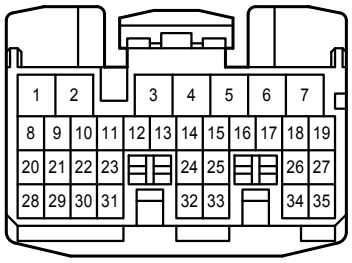

(4GR-FSE)

E 4
White

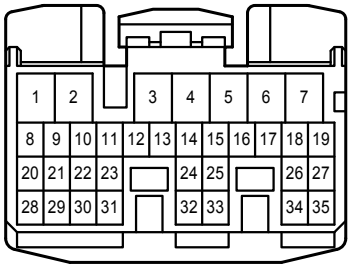

(2GR-FSE, 3GR-FE)

E 45
Gray

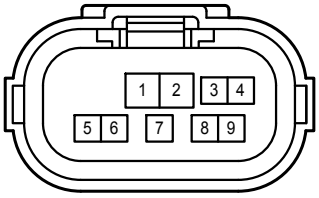

(2GR-FSE, 4GR-FSE)

E 45
Gray

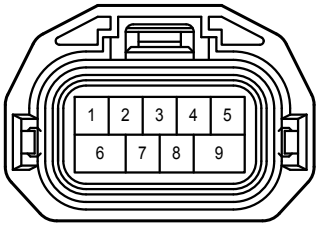

(3GR-FE)

J 2
White

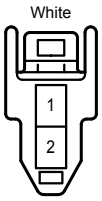

J 6
White

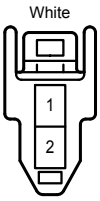

J 7
White

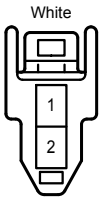

J 10
Blue

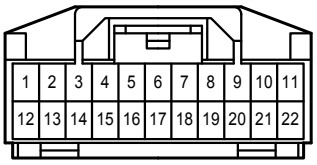

J 26
White

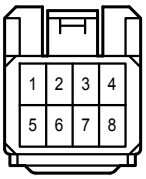

J 27
White

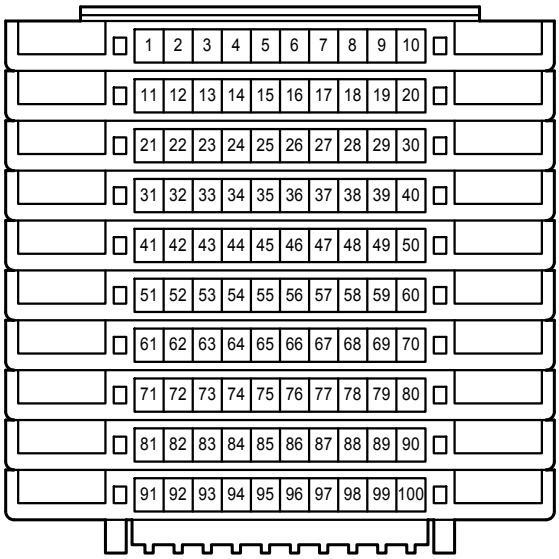

J 28
White

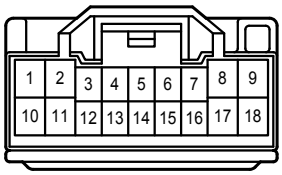

J 34
Black

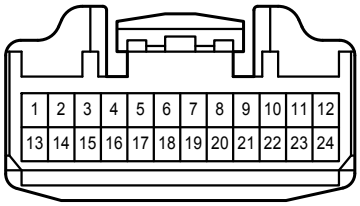

J 55
White

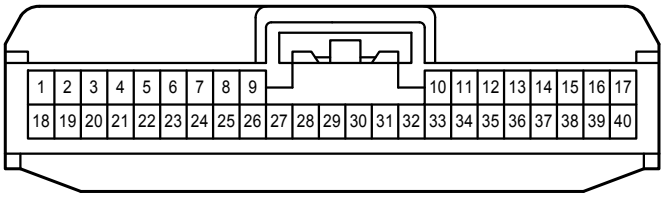

J 58
White

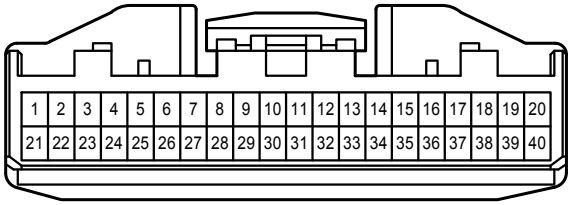

J 75
White

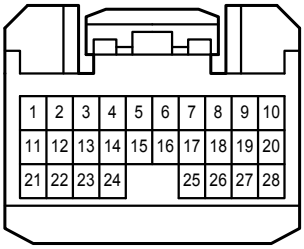

J 76
White

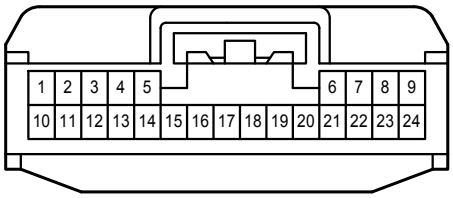

J 77
Gray

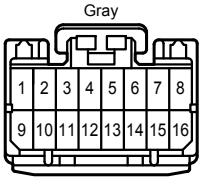

J 81
White

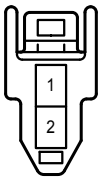

J 84
White

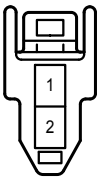

J 88
Brown

(LHD)

J 88
Black

(RHD)

J 96
White

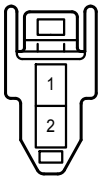

J 98
Gray

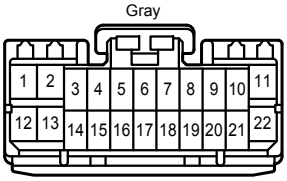

L 7
White

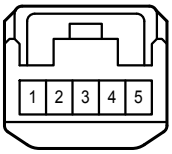

L 10
White

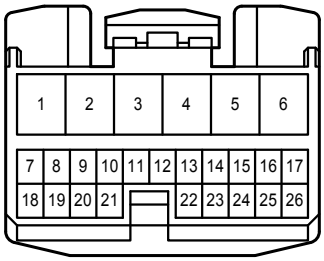

L 11
White

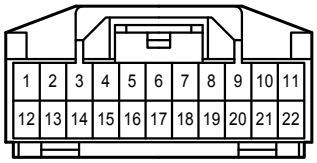

L 17
White

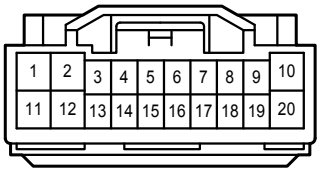

L 23
White

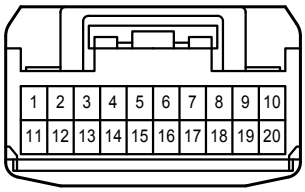

M 7
White

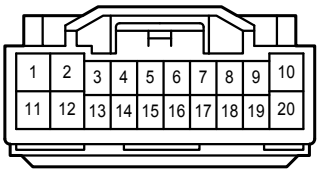

M 10
White

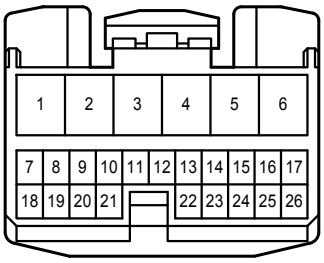

M 23
White

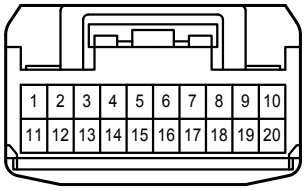

P 1
White

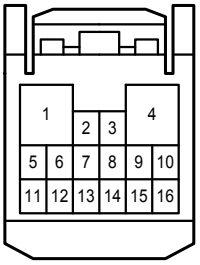

P 9
White

P 20
Gray

P 24
White

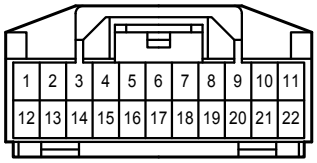

P 25
White

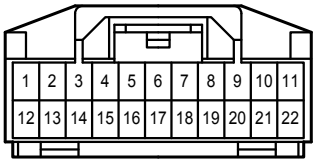

P 31
White

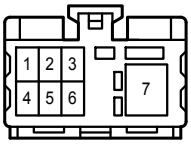

P 33
White

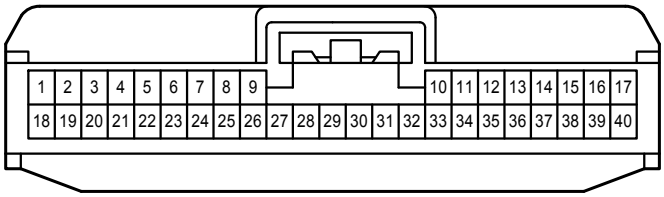

P 46
White

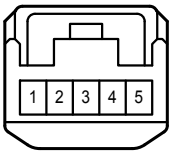

Q 3
White

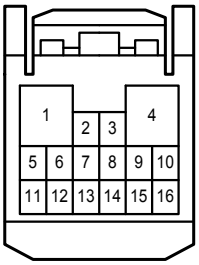

T 1
Black



T 4
Black



T 5
Black



T 6
White

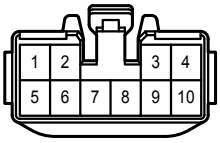

T 7
White

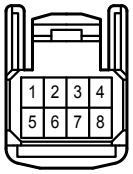

T 8
White

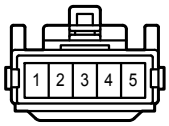

T 9
Black



T 10
White



T 11
White

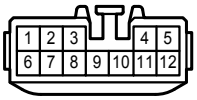

2F
Black

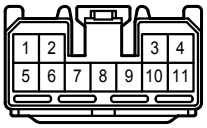

LA
White

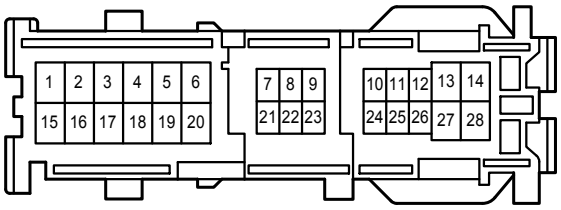

LD
White

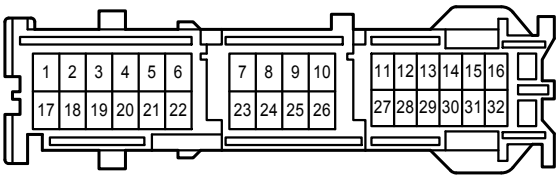

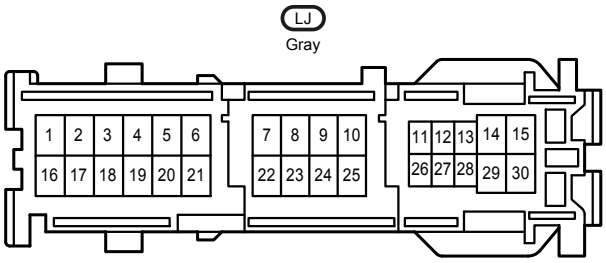
LJ
Gray

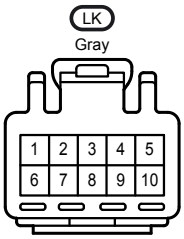
LK
Gray

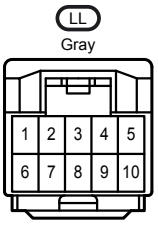
LL
Gray

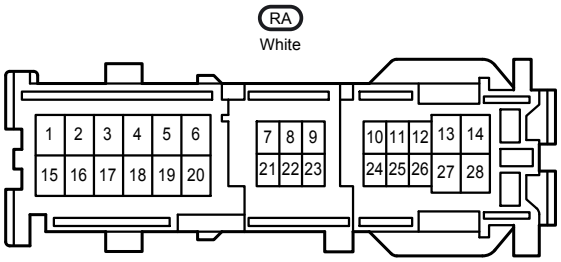
RA
White

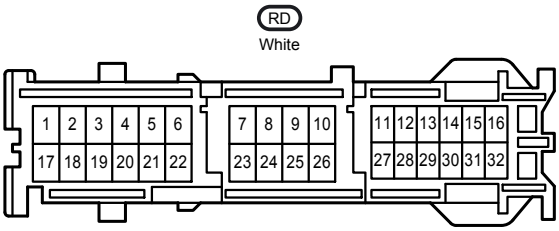
RD
White

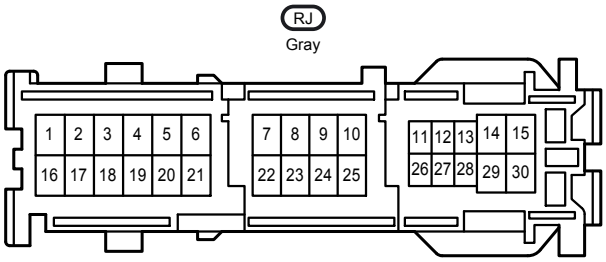
RJ
Gray

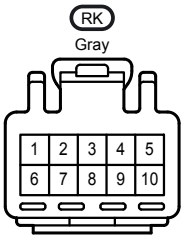
RK
Gray

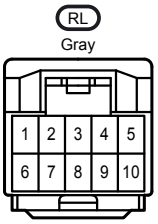
RL
Gray

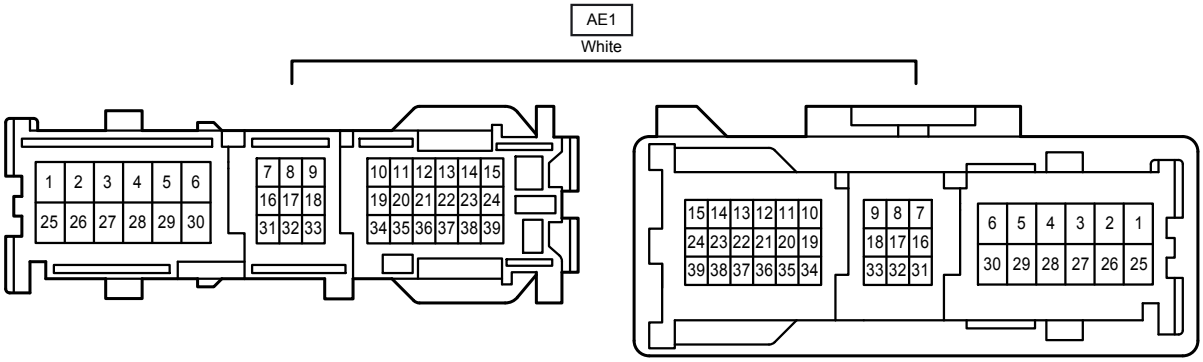
AE1
White

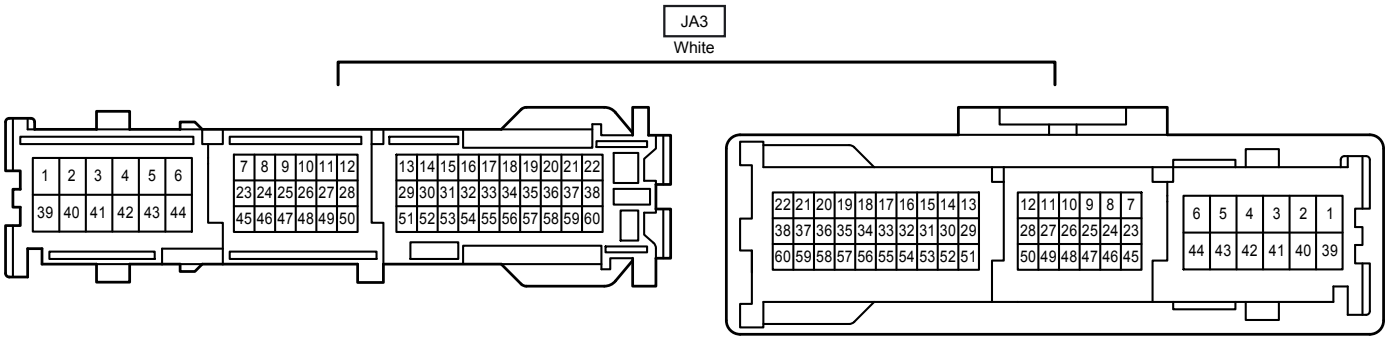
JA3
White

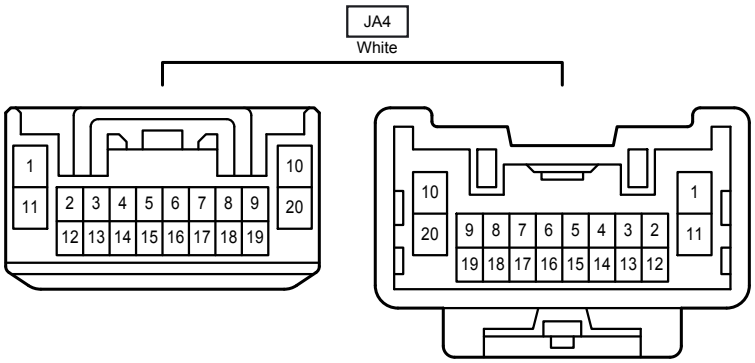
JA4
White

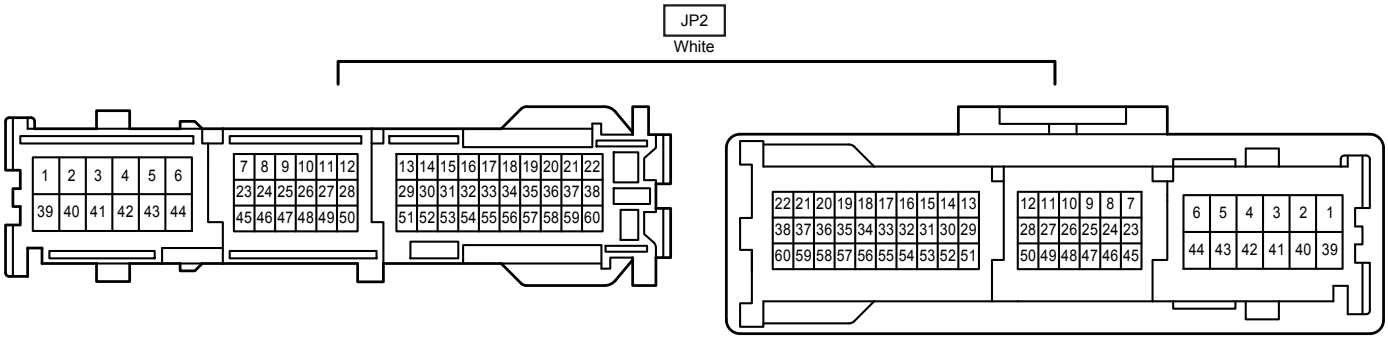
JP2
White

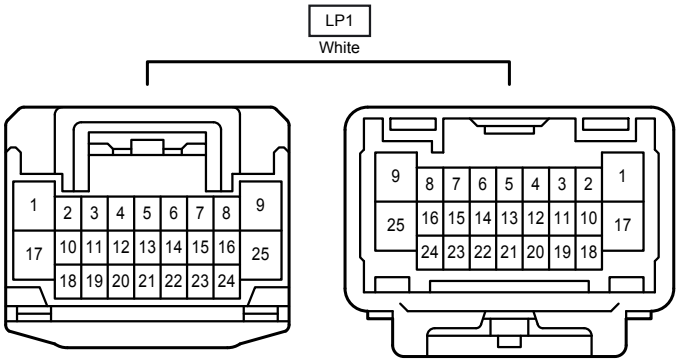
LP1
White

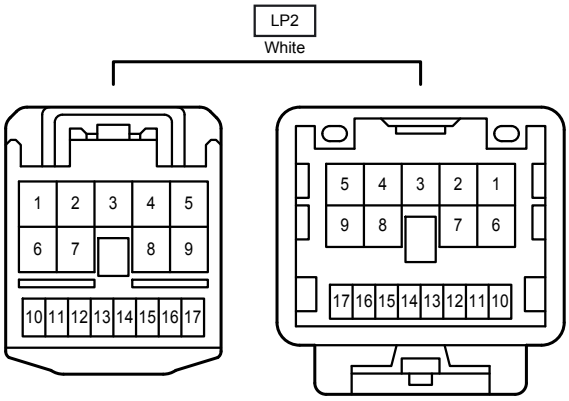
LP2
White

MQ1
White

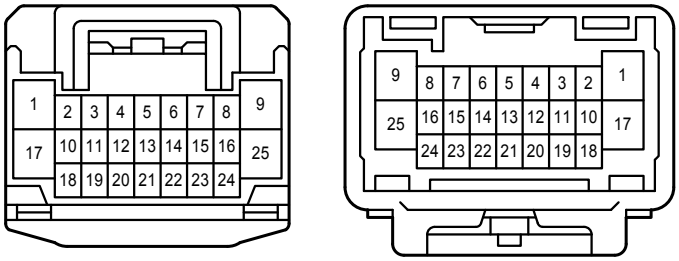

MQ2
White

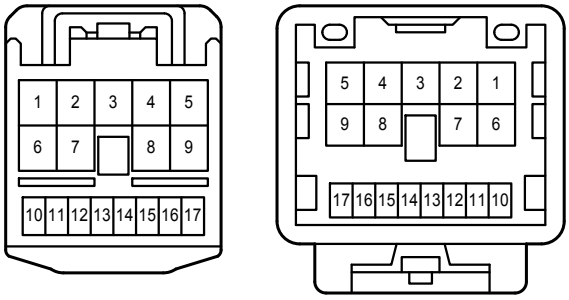

PQ2
White

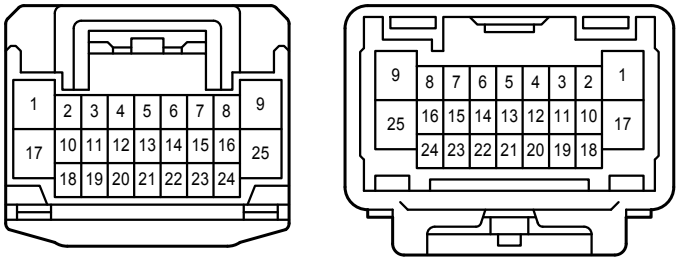
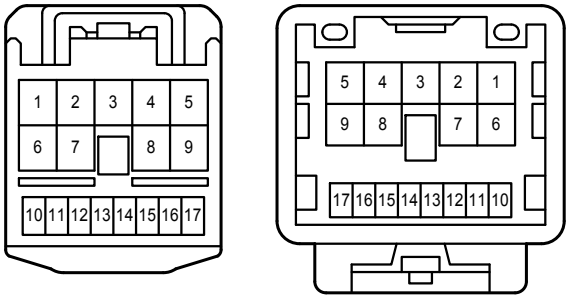
PT1
White