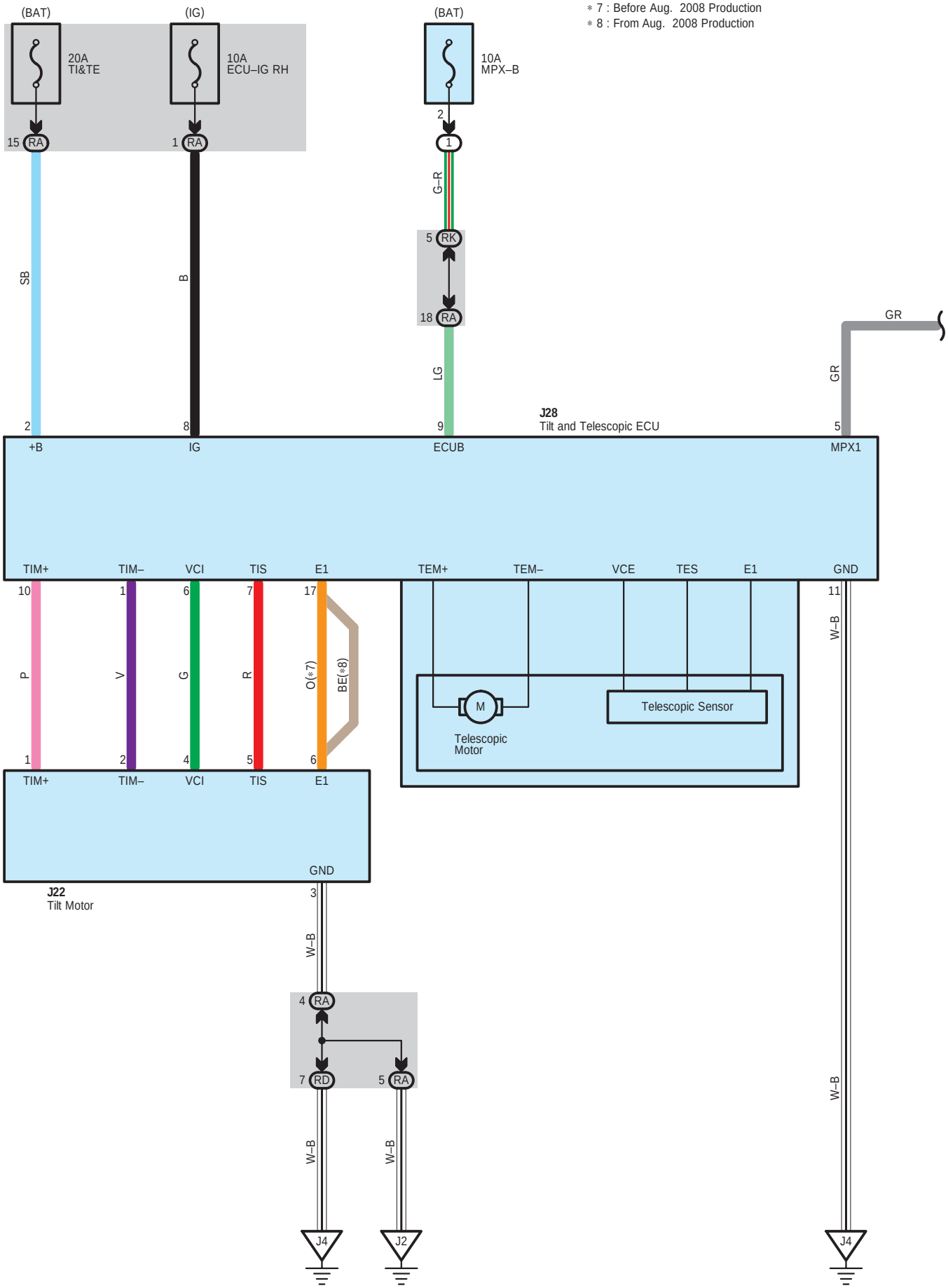
(BAT)
(IG)
(BAT)
∗ 7 : Before Aug. 2008 Production
∗ 8 : From Aug. 2008 Production
20A
TI&TE
10A
ECU–IG RH
10A
MPX–B
15 RA
1 RA
2
1
G–R
5 RK
18 RA
SB
B
LG
GR
GR
2
8
9
5
J28
Tilt and Telescopic ECU
+B
IG
ECUB
MPX1
TIM+
TIM–
VCI
TIS
E1
TEM+
TEM–
VCE
TES
E1
GND
10
1
6
7
17
11
P
V
G
R
O(∗7)
BE(∗8)
W–B
M
Telescopic Sensor
Telescopic
Motor
1
2
4
5
6
TIM+
TIM–
VCI
TIS
E1
GND
J22
Tilt Motor
3
W–B
4 RA
7 RD
5 RA
W–B
W–B
W–B
J4
J2
J4

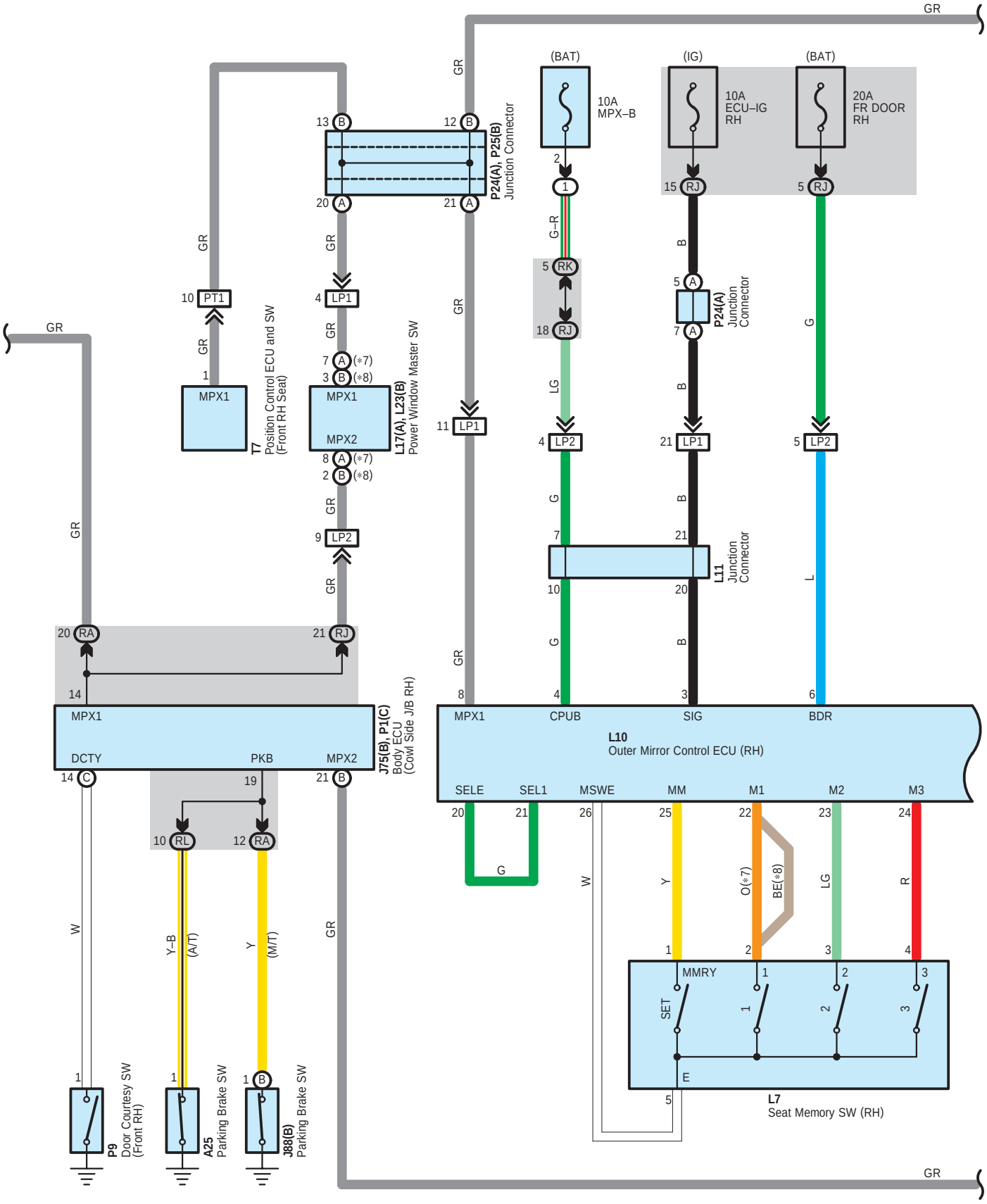
GR
(BAT)
10A
MPX–B
(IG)
10A
ECU–IG
RH
(BAT)
20A
FR DOOR
RH
P24(A), P25(B)
Junction Connector
T7
Position Control ECU and SW
(Front RH Seat)
L17(A), L23(B)
Power Window Master SW
P24(A)
Junction
Connector
L11
Junction
Connector
J75(B), P1(C)
Body ECU
(Cowl Side J/B RH)
L10
Outer Mirror Control ECU (RH)
MPX1
CPUB
SIG
BDR
DCTY
PKB
MPX2
SELE
SEL1
MSWE
MM
M1
M2
M3
MMRY
SET
E
L7
Seat Memory SW (RH)
P9
Door Courtesy SW
(Front RH)
A25
Parking Brake SW
J88(B)
Parking Brake SW
(A/T)
(M/T)
(*7)
(*8)

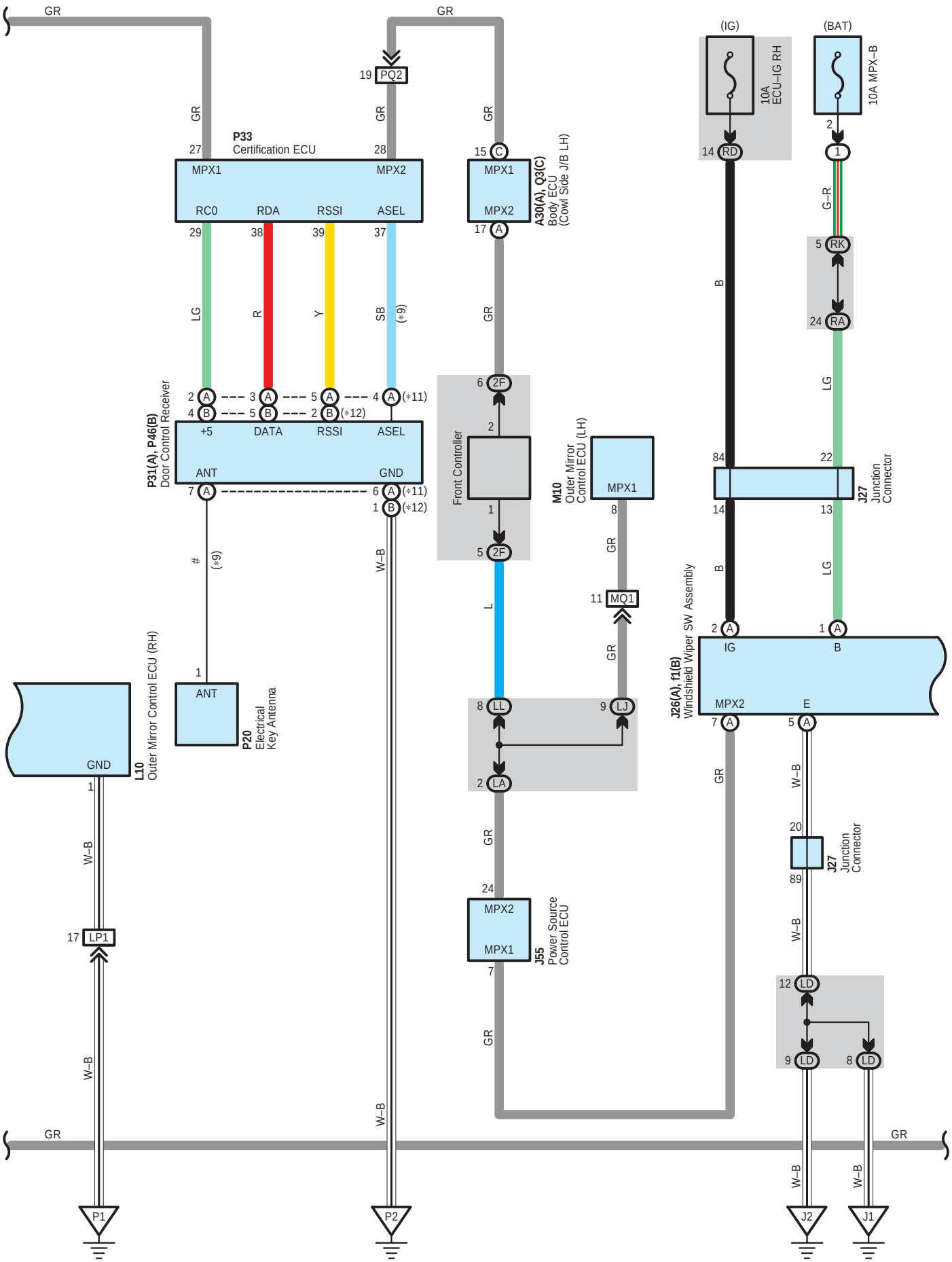
GR
19 PQ2
P33
Certification ECU
27
28
MPX1
MPX2
RC0
RDA
RSSI
ASEL
29
38
39
37
LG
R
Y
SB
(*9)
P31(A), P46(B)
Door Control Receiver
+5
DATA
RSSI
ASEL
ANT
GND
(*11)
(*12)
#
W–B
L10
Outer Mirror Control ECU (RH)
ANT
P20
Electrical
Key Antenna
17 LP1
P1
P2
A30(A), Q3(C)
Body ECU
(Cowl Side J/B LH)
Front Controller
2F
L
LL
LA
M10
Outer Mirror
Control ECU (LH)
MQ1
LJ
J55
Power Source
Control ECU
(IG)
(BAT)
10A
ECU–IG RH
10A MPX–B
RD
RK
RA
G–R
B
84
22
14
13
J27
Junction
Connector
J26(A), f1(B)
Windshield Wiper SW Assembly
IG
B
E
20
89
LD
J2
J1

∗ 1 : w/o Vehicle Dynamics Integrated Management
∗ 8 : From Aug. 2008 Production
∗ 9 : Before Aug. 2010 Production
∗11 : Before Aug. 2012 Production
∗12 : From Aug. 2012 Production

: There is no wire color information.

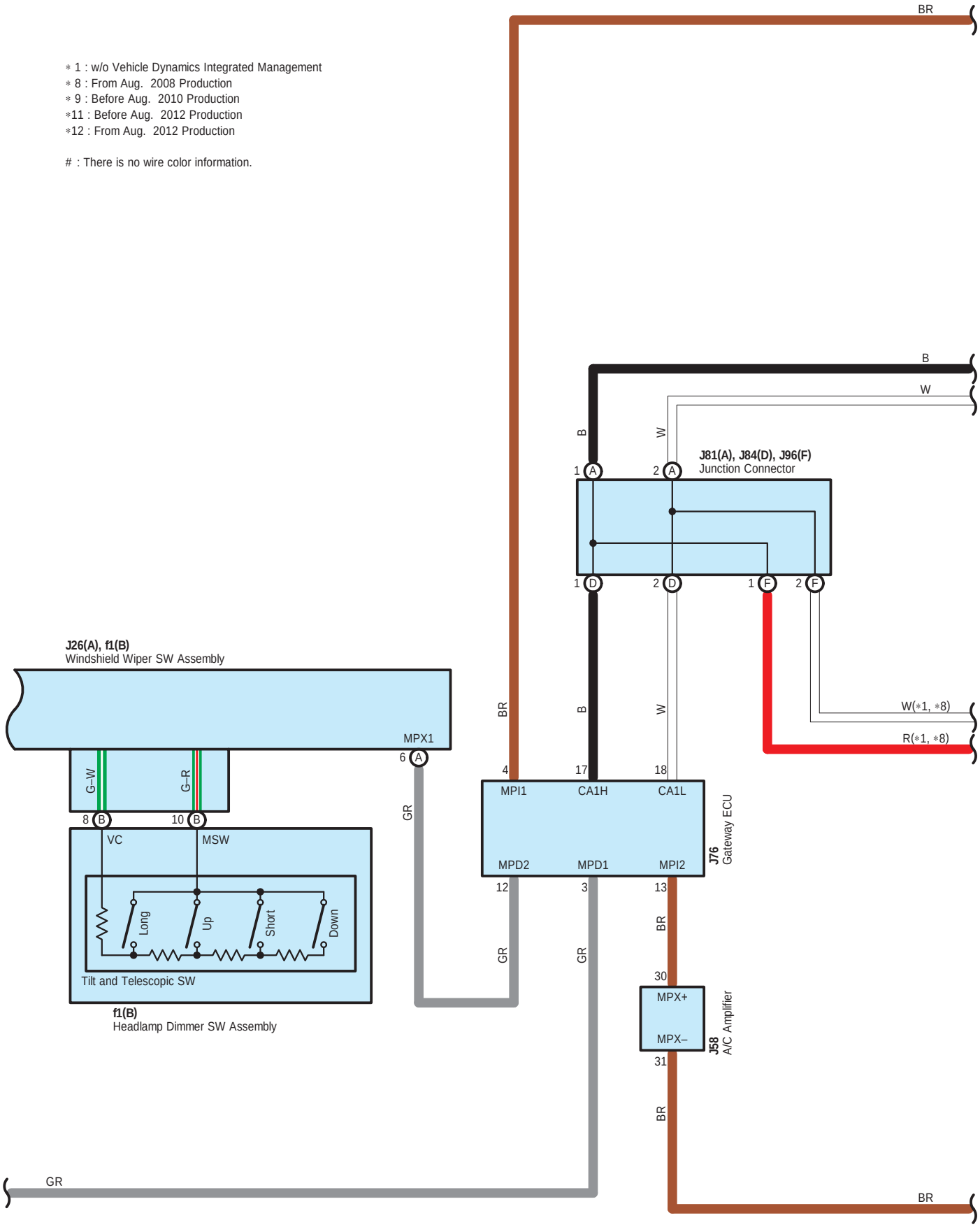

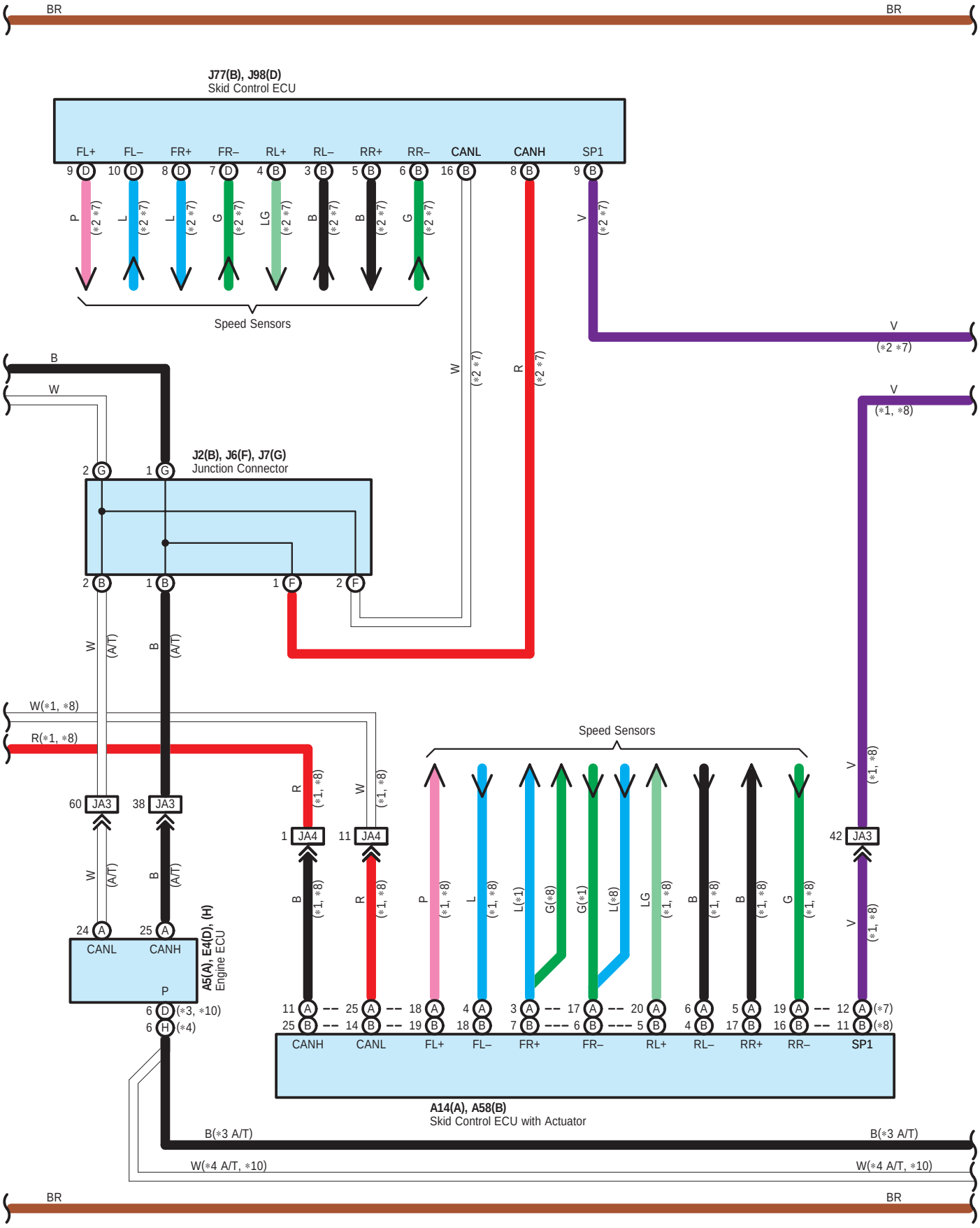
BR
J77(B), J98(D)
Skid Control ECU
FL+
FL–
FR+
FR–
RL+
RL–
RR+
RR–
CANL
CANH
SP1
Speed Sensors
B
W
J2(B), J6(F), J7(G)
Junction Connector
V
(*1, *8)
W(*1, *8)
R(*1, *8)
JA3
JA4
A5(A), E4(D), (H)
Engine ECU
A14(A), A58(B)
Skid Control ECU with Actuator
B(*3 A/T)
W(*4 A/T, *10)

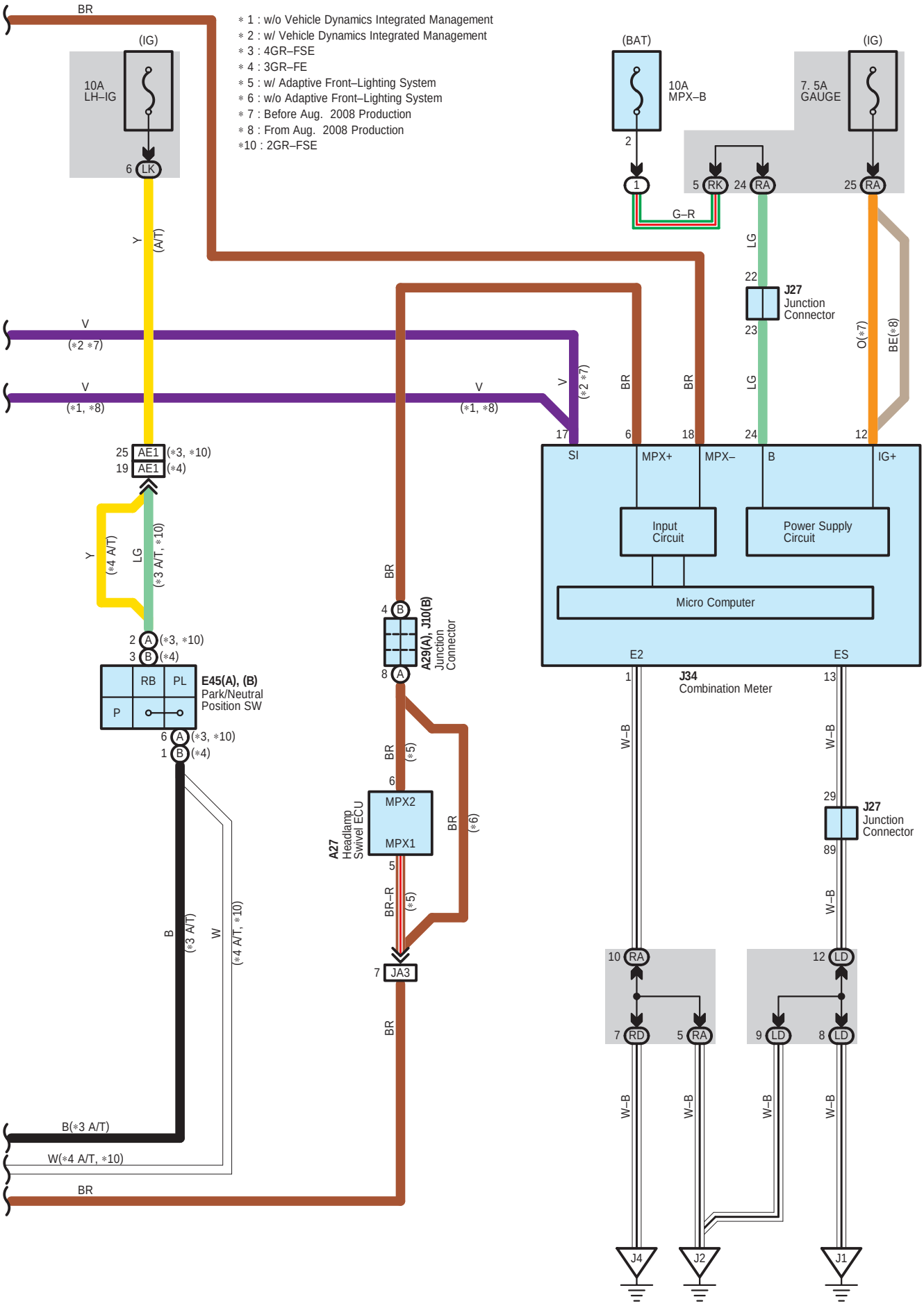
∗1 : w/o Vehicle Dynamics Integrated Management
∗2 : w/ Vehicle Dynamics Integrated Management
∗3 : 4GR–FSE
∗4 : 3GR–FE
∗5 : w/ Adaptive Front–Lighting System
∗6 : w/o Adaptive Front–Lighting System
∗7 : Before Aug. 2008 Production
∗8 : From Aug. 2008 Production
∗10 : 2GR–FSE
(IG)
10A
LH–IG
6 LK
(BAT)
10A
MPX–B
2
1
G–R
(IG)
7. 5A
GAUGE
5 RK
24 RA
25 RA
LG
22
J27
Junction
Connector
23
O(∗7)
BE(∗8)
BR
V
(∗2 ∗7)
V
(∗1, ∗8)
Y
(A/T)
17
6
18
24
12
SI
MPX+
MPX–
B
IG+
Input
Circuit
Power Supply
Circuit
Micro Computer
E2
ES
1
13
J34
Combination Meter
25 AE1 (∗3, ∗10)
19 AE1 (∗4)
Y
(∗4 A/T)
LG
(∗3 A/T, ∗10)
2 A (∗3, ∗10)
3 B (∗4)
RB
PL
P
E45(A), (B)
Park/Neutral
Position SW
6 A (∗3, ∗10)
1 B (∗4)
4 B
8 A
A29(A), J10(B)
Junction
Connector
BR
(∗5)
6
MPX2
MPX1
5
A27
Headlamp
Swivel ECU
BR–R
7 JA3
W–B
29
J27
Junction
Connector
89
10 RA
7 RD
5 RA
12 LD
9 LD
8 LD
B
(∗3 A/T)
W
(∗4 A/T, ∗10)
B(∗3 A/T)
W(∗4 A/T, ∗10)
J4
J2
J1

A 5
White

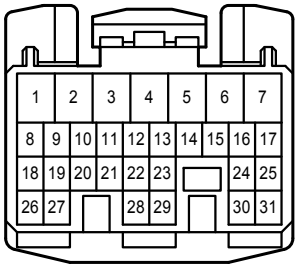

A 14
Black

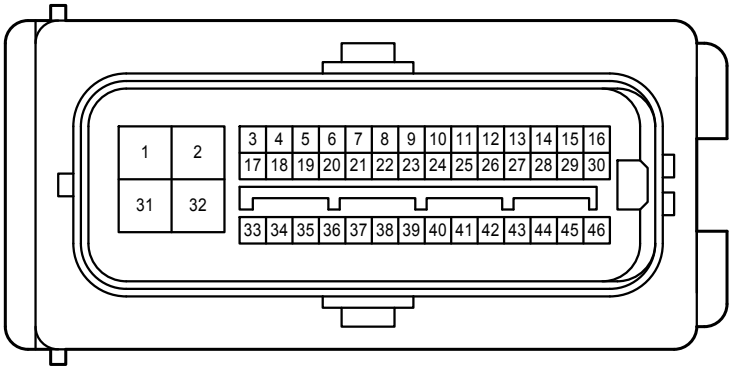

A 25
Black

A 27
White

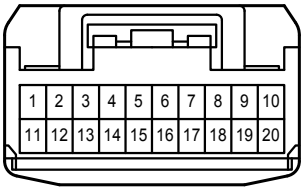

A 29
Blue

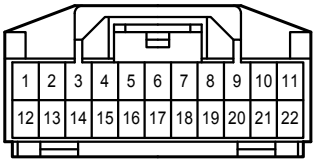

A 30
White

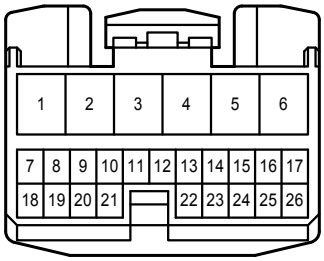

A 58
Black

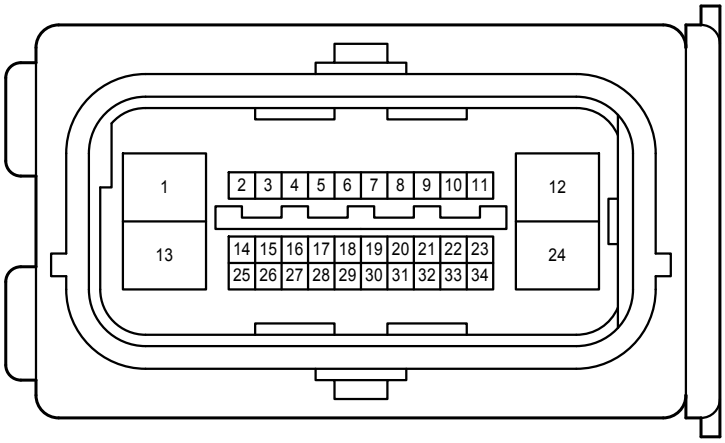

E 4
White

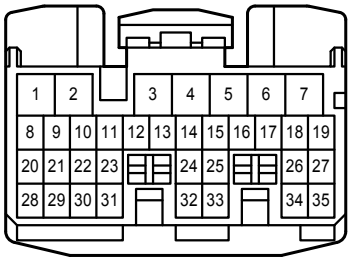

(4GR-FSE)

E 4
White

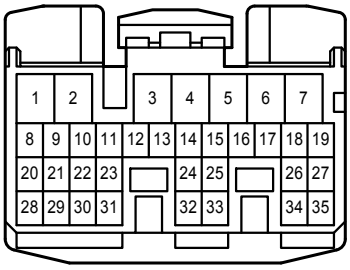

(2GR-FSE, 3GR-FE)

E 45
Gray

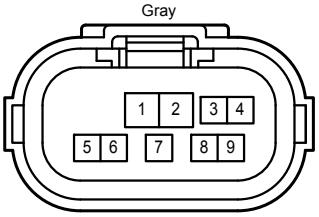

(2GR-FSE, 4GR-FSE)

E 45
Gray

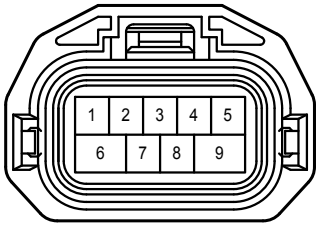

(3GR-FE)

J 2
White

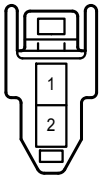

J 6
White

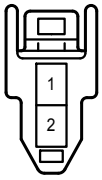

J 7
White

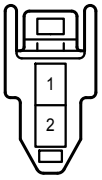

J 10
Blue

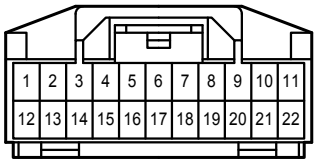

J 22
White

J 26
White

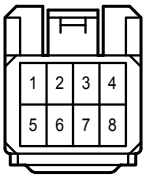

J 27
White

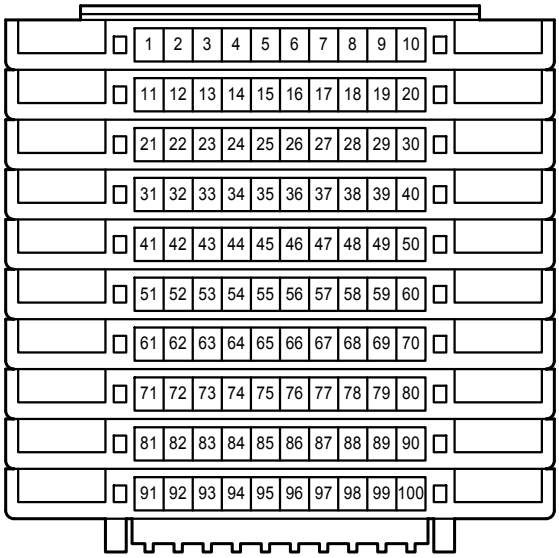

J 28
White

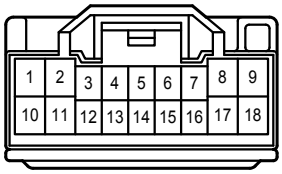

J 34
Black

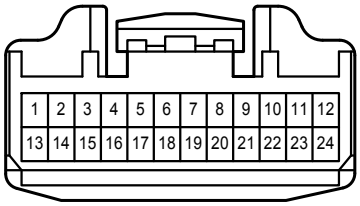

J 55
White

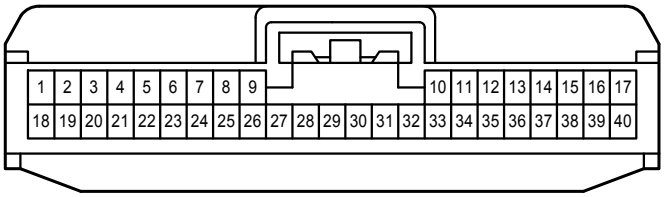

J 58
White

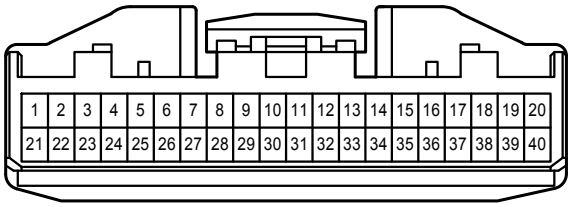

J 75
White

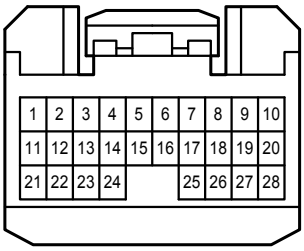

J 76
White

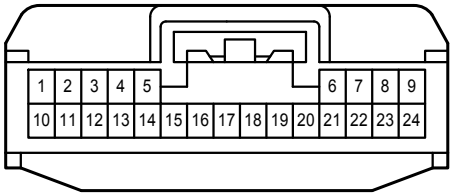

J 77
Gray

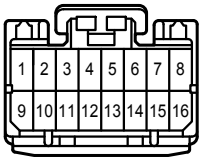

J 81
White

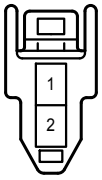

J 84
White

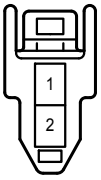

J 88
Brown

(LHD)

J 88
Black

(RHD)

J 96
White

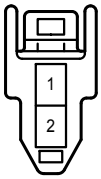

J 98
Gray

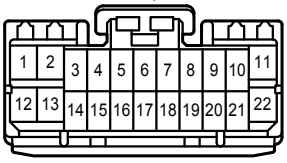

L 7
White

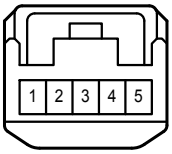

L 10
White

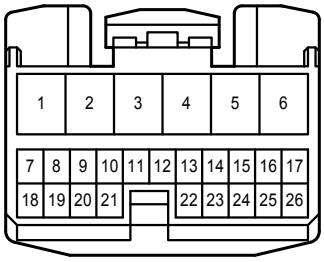

L 11
White

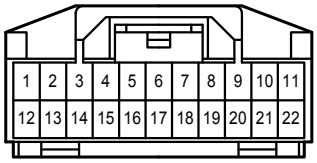

L 17
White

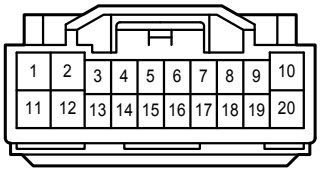

L 23
White

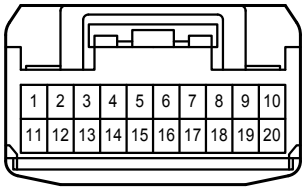

M 10
White

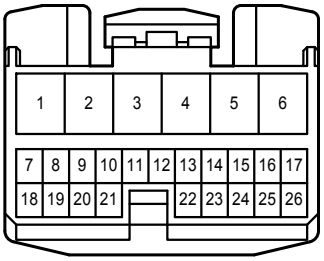

P 1
White

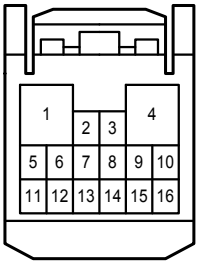

P 9
White

P 20
Gray

P 24
White

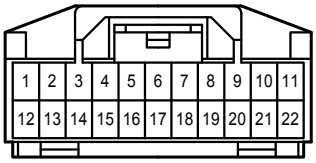

P 25
White

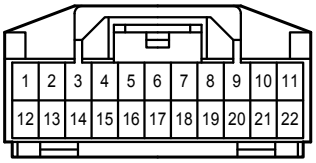

P 31
White

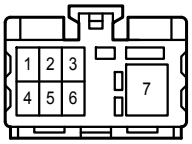

P 33
White

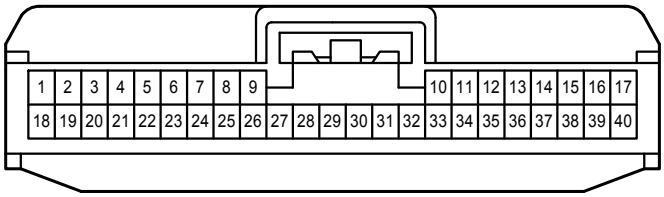

P 46
White

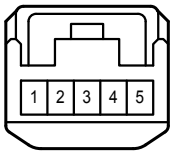

Q 3
White

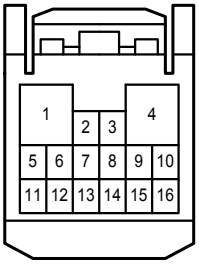

T 7
White



f 1
White

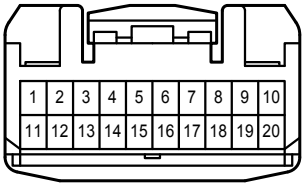

2F
Black

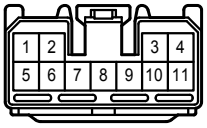

LA
White

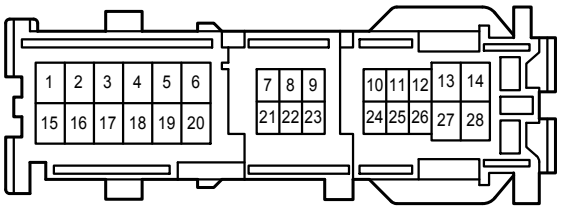

LD
White

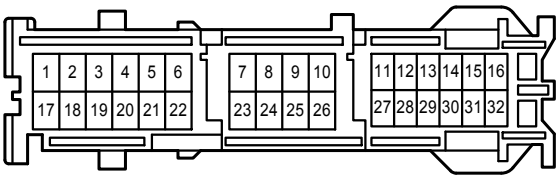

LJ
Gray

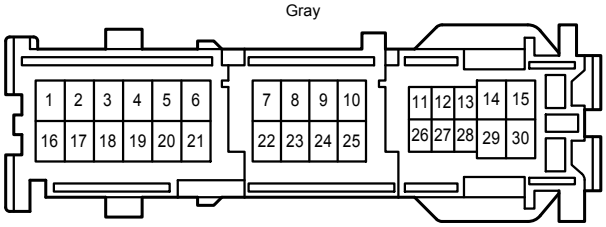

LK
Gray

LL
Gray

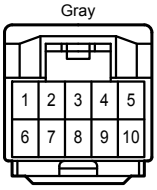

RA
White

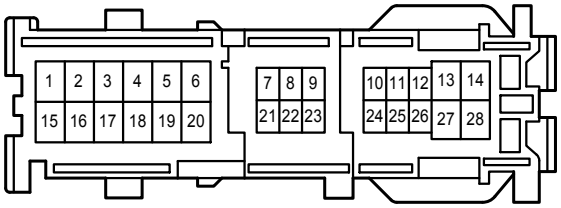

RD
White

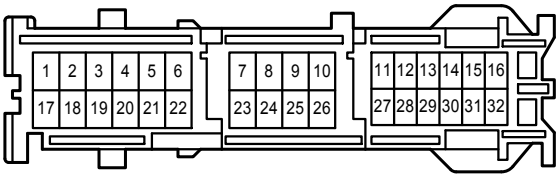

RJ
Gray

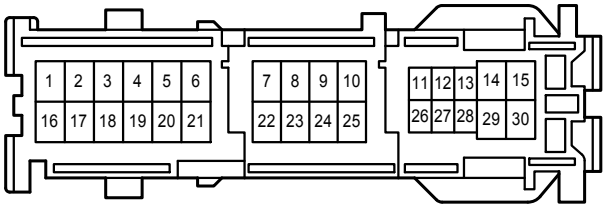

RK
Gray



RL
Gray

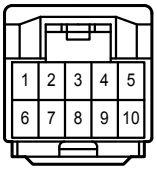

AE1
White

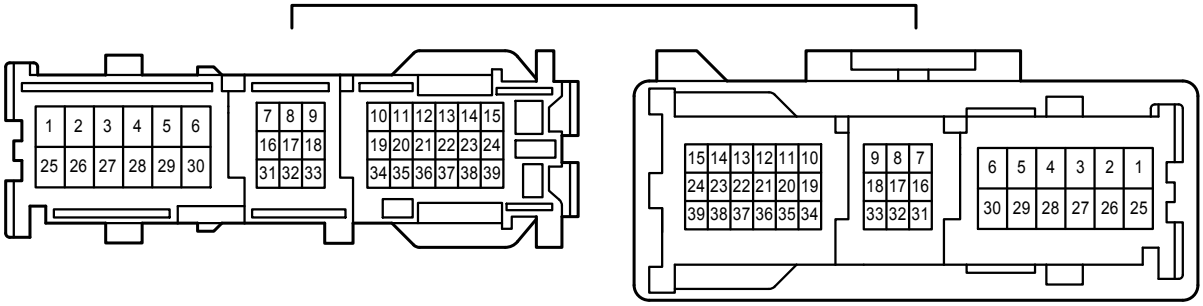

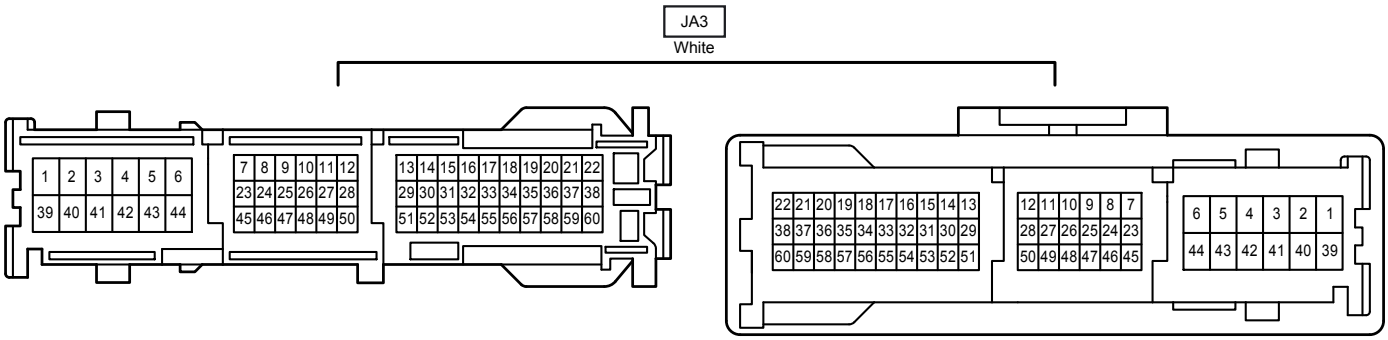
JA3
White
1 2 3 4 5 6
39 40 41 42 43 44
7 8 9 10 11 12
23 24 25 26 27 28
45 46 47 48 49 50
13 14 15 16 17 18 19 20 21 22
29 30 31 32 33 34 35 36 37 38
51 52 53 54 55 56 57 58 59 60
22 21 20 19 18 17 16 15 14 13
38 37 36 35 34 33 32 31 30 29
60 59 58 57 56 55 54 53 52 51
12 11 10 9 8 7
28 27 26 25 24 23
50 49 48 47 46 45
6 5 4 3 2 1
44 43 42 41 40 39

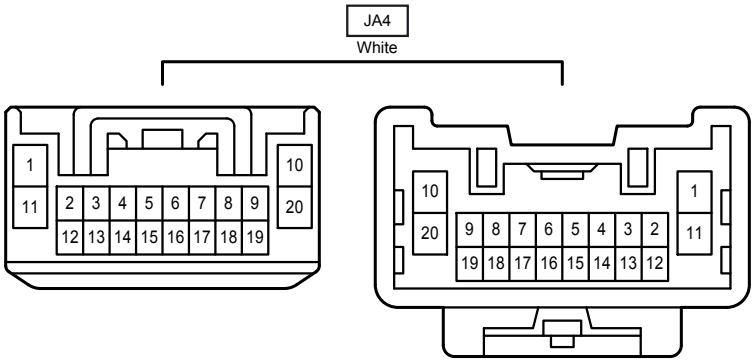
JA4
White
1
11
2 3 4 5 6 7 8 9
12 13 14 15 16 17 18 19
10
20
10
20
9 8 7 6 5 4 3 2
19 18 17 16 15 14 13 12
1
11

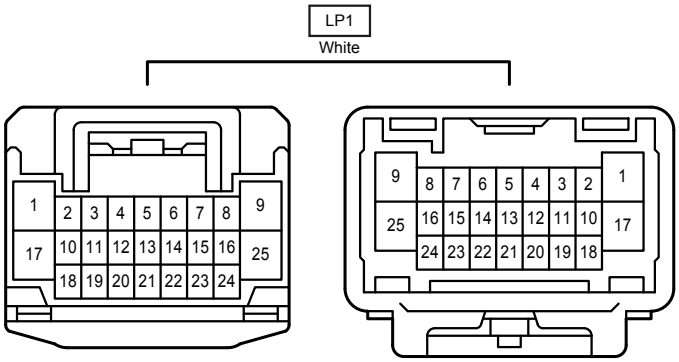
LP1
White
1
17
2 3 4 5 6 7 8
10 11 12 13 14 15 16
18 19 20 21 22 23 24
9
25
9
25
8 7 6 5 4 3 2
16 15 14 13 12 11 10
24 23 22 21 20 19 18
1
17

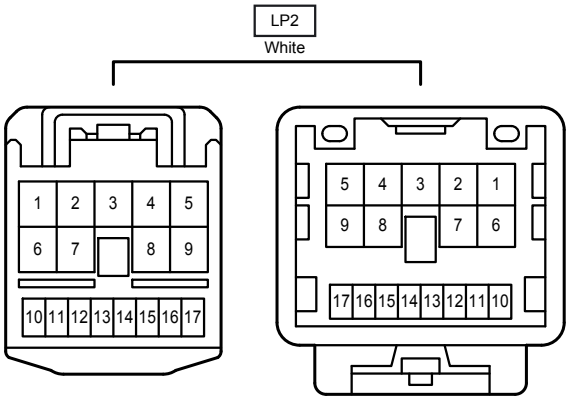
LP2
White
1 2 3 4 5
6 7 8 9
10 11 12 13 14 15 16 17
5 4 3 2 1
9 8 7 6
17 16 15 14 13 12 11 10

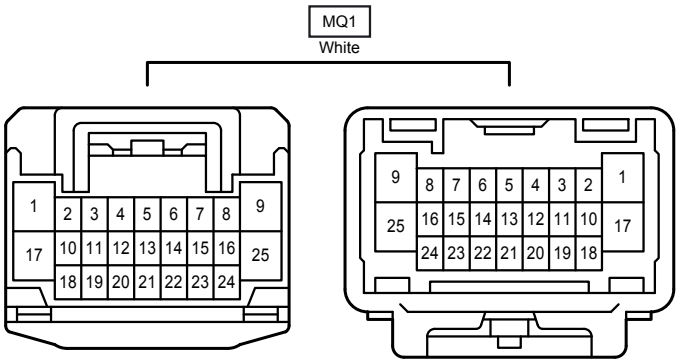
MQ1
White
1 2 3 4 5 6 7 8 9
17 10 11 12 13 14 15 16 25
18 19 20 21 22 23 24
9 8 7 6 5 4 3 2 1
25 16 15 14 13 12 11 10 17
24 23 22 21 20 19 18

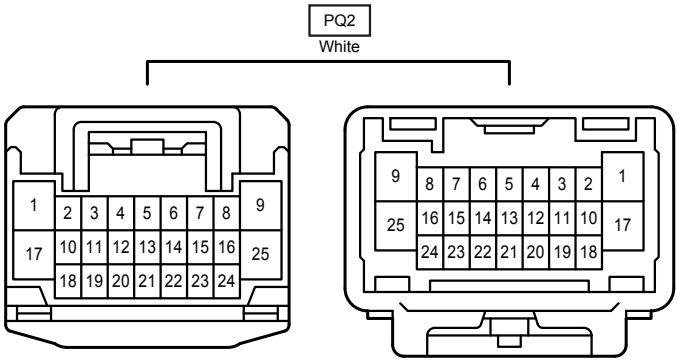
PQ2
White
1 2 3 4 5 6 7 8 9
17 10 11 12 13 14 15 16 25
18 19 20 21 22 23 24
9 8 7 6 5 4 3 2 1
25 16 15 14 13 12 11 10 17
24 23 22 21 20 19 18

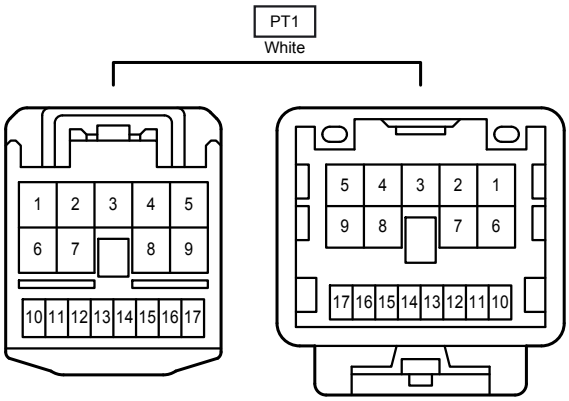
PT1
White
1 2 3 4 5
6 7 8 9
10 11 12 13 14 15 16 17
5 4 3 2 1
9 8 7 6
17 16 15 14 13 12 11 10