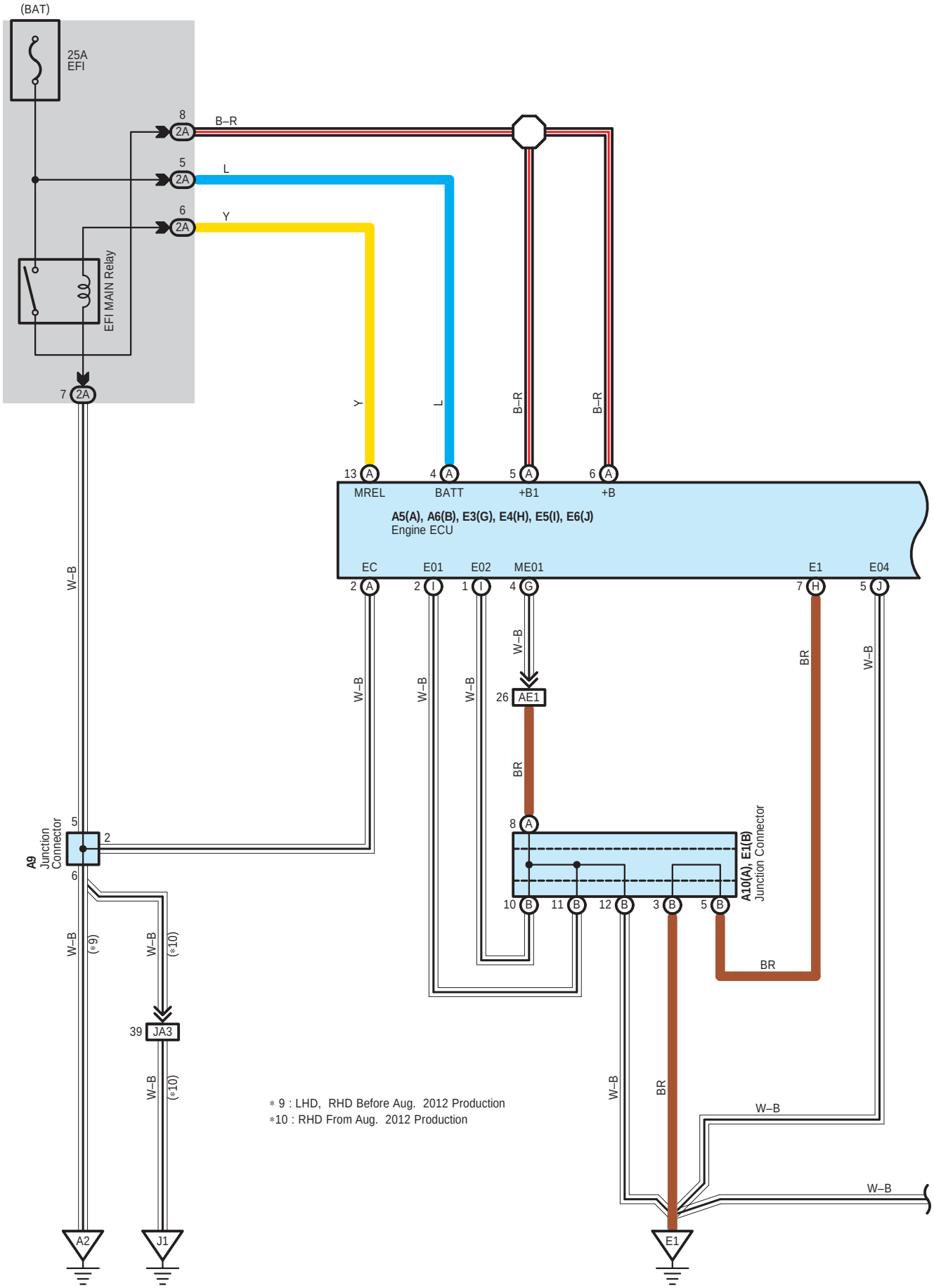
(BAT)
25A
EFI
8
2A
B–R
5
2A
L
6
2A
Y
EFI MAIN Relay
7
2A
Y
L
B–R
B–R
13
A
MREL
4
A
BATT
5
A
+B1
6
A
+B
A5(A), A6(B), E3(G), E4(H), E5(I), E6(J)
Engine ECU
EC
E01
E02
ME01
E1
E04
2
A
2
I
1
I
4
G
7
H
5
J
W–B
W–B
W–B
W–B
W–B
BR
W–B
26
AE1
BR
8
A
A9
Junction
Connector
5
2
6
A10(A), E1(B)
Junction Connector
10
B
11
B
12
B
3
B
5
B
BR
W–B
(*9)
W–B
(*10)
39
JA3
W–B
(*10)
W–B
BR
W–B
W–B
A2
J1
E1
* 9 : LHD, RHD Before Aug. 2012 Production
*10 : RHD From Aug. 2012 Production

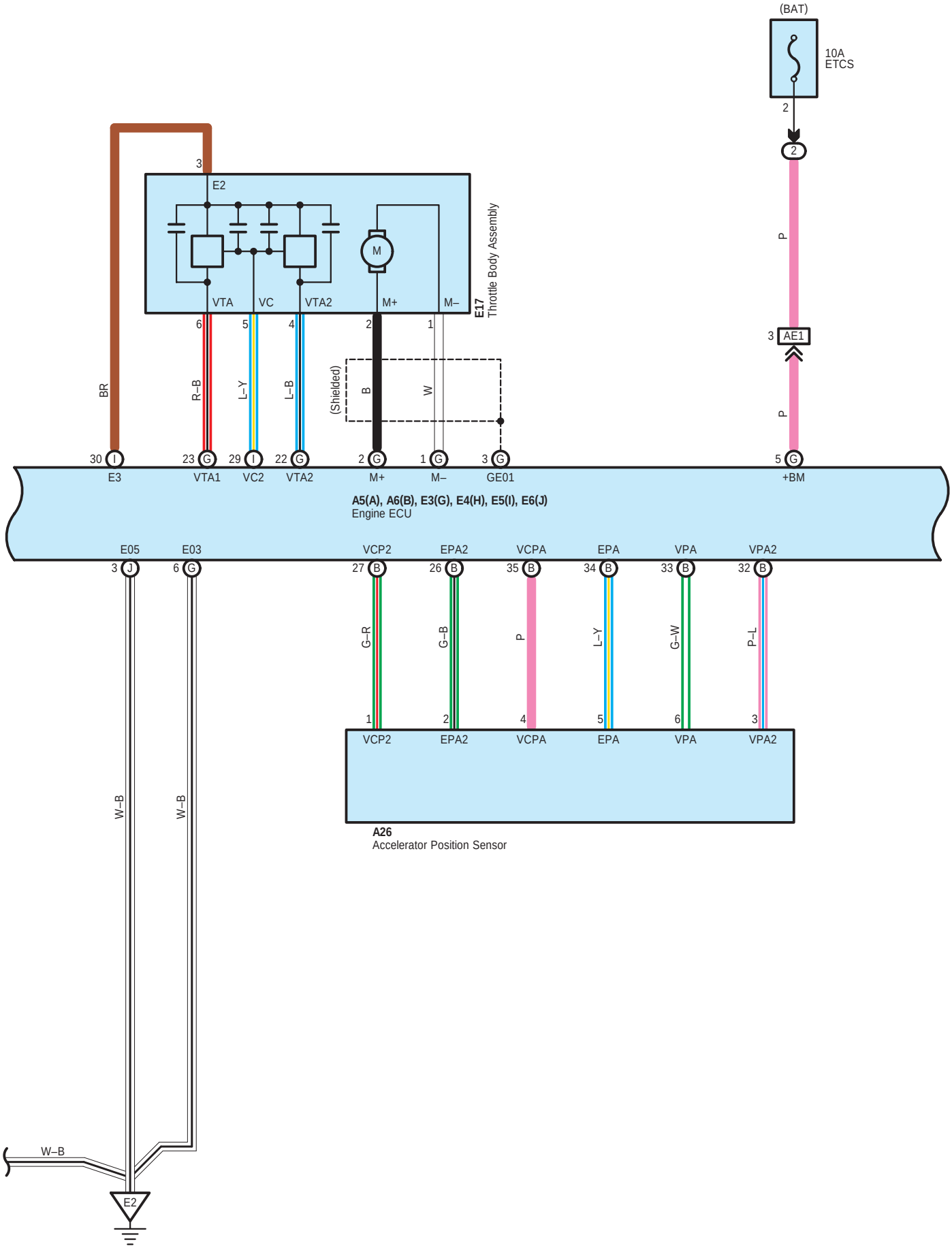
(BAT)
10A
ETCS
2
2
P
3
AE1
P
5
G
+BM
3
E2
M
VTA
VC
VTA2
M+
M–
E17
Throttle Body Assembly
6
5
4
2
1
BR
R–B
L–Y
L–B
(Shielded)
B
W
30
I
E3
23
G
VTA1
29
I
VC2
22
G
VTA2
2
G
M+
1
G
M–
3
G
GE01
A5(A), A6(B), E3(G), E4(H), E5(I), E6(J)
Engine ECU
E05
E03
VCP2
EPA2
VCPA
EPA
VPA
VPA2
3
J
6
G
27
B
26
B
35
B
34
B
33
B
32
B
G–R
G–B
P
L–Y
G–W
P–L
1
2
4
5
6
3
VCP2
EPA2
VCPA
EPA
VPA
VPA2
A26
Accelerator Position Sensor
W–B
W–B
W–B
E2

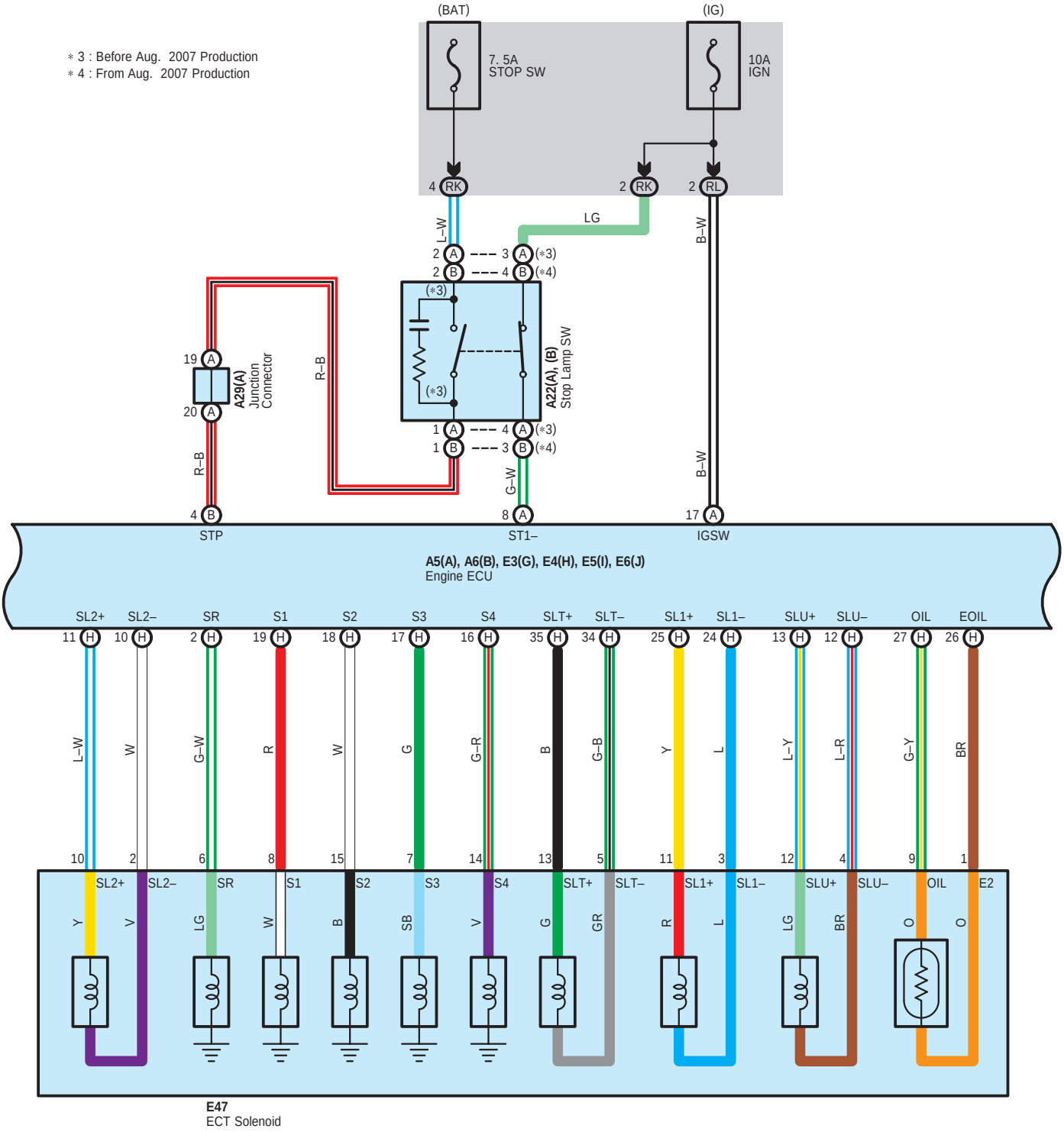
∗3 : Before Aug. 2007 Production
∗4 : From Aug. 2007 Production
(BAT)
(IG)
7. 5A
STOP SW
10A
IGN
4 RK
2 RK
2 RL
LG
L–W
B–W
2 A
2 B
3 A (∗3)
4 B (∗4)
(∗3)
(∗3)
A22(A), (B)
Stop Lamp SW
19 A
20 A
A29(A)
Junction
Connector
R–B
R–B
1 A
1 B
4 A (∗3)
3 B (∗4)
G–W
B–W
4 B
8 A
17 A
STP
ST1–
IGSW
A5(A), A6(B), E3(G), E4(H), E5(I), E6(J)
Engine ECU
SL2+ SL2– SR S1 S2 S3 S4 SLT+ SLT– SL1+ SL1– SLU+ SLU– OIL EOIL
11 H 10 H 2 H 19 H 18 H 17 H 16 H 35 H 34 H 25 H 24 H 13 H 12 H 27 H 26 H
L–W W G–W R W G G–R B G–B Y L L–Y L–R G–Y BR
10 2 6 8 15 7 14 13 5 11 3 12 4 9 1
SL2+ SL2– SR S1 S2 S3 S4 SLT+ SLT– SL1+ SL1– SLU+ SLU– OIL E2
Y V LG W B SB V G GR R L LG BR O O
E47
ECT Solenoid

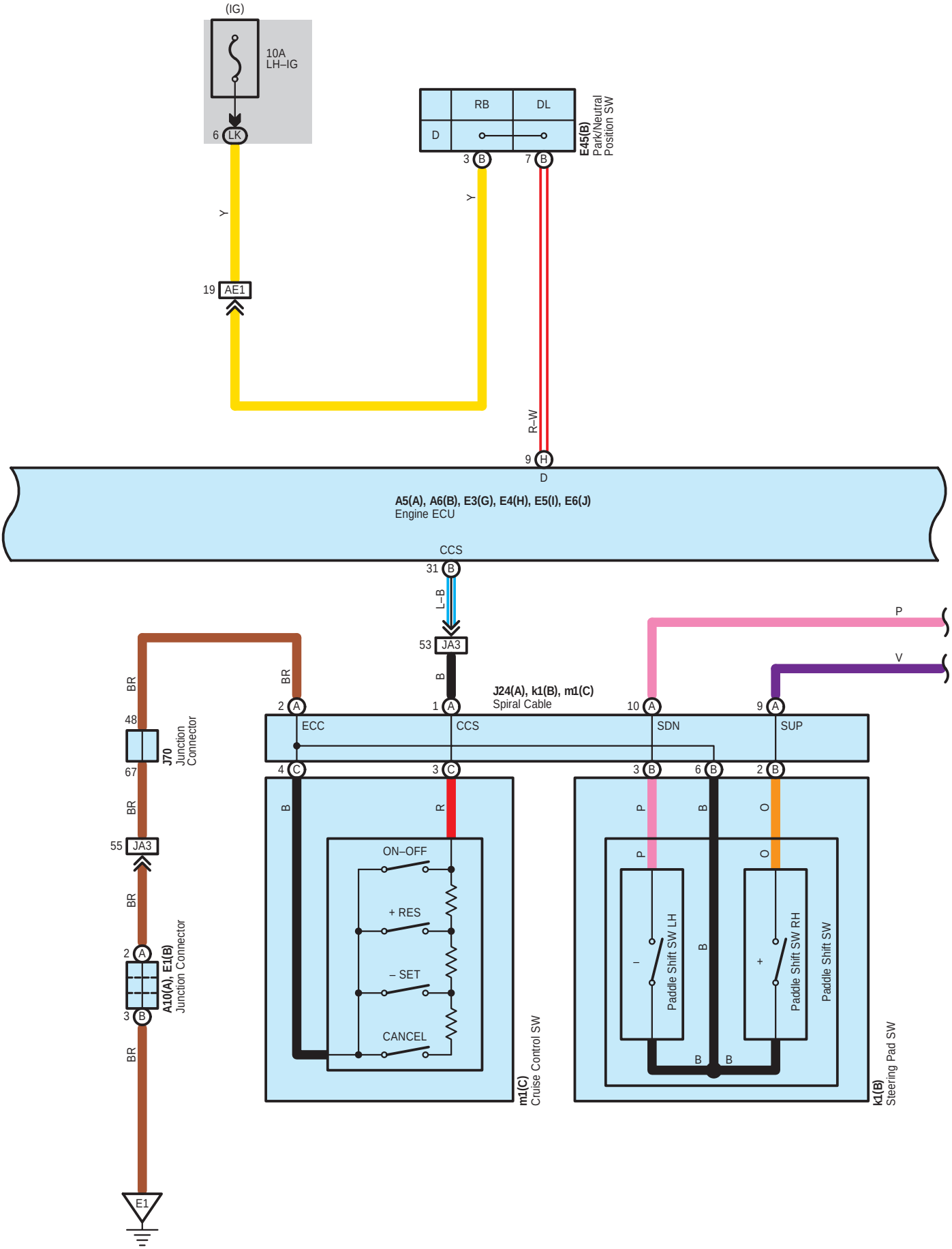
(IG)
10A
LH–IG
6 LK
Y
19 AE1
RB
DL
D
3 B
7 B
E45(B)
Park/Neutral
Position SW
Y
R–W
9 H
D
A5(A), A6(B), E3(G), E4(H), E5(I), E6(J)
Engine ECU
CCS
31 B
L–B
53 JA3
B
J24(A), k1(B), m1(C)
Spiral Cable
P
V
BR
48
J70
Junction
Connector
67
BR
55 JA3
BR
2 A
3 B
A10(A), E1(B)
Junction Connector
BR
E1
BR
2 A
ECC
1 A
CCS
10 A
SDN
9 A
SUP
4 C
3 C
3 B
6 B
2 B
B
R
P
B
O
ON–OFF
+ RES
– SET
CANCEL
P
O
–
+
Paddle Shift SW LH
Paddle Shift SW RH
Paddle Shift SW
B
B
B
m1(C)
Cruise Control SW
k1(B)
Steering Pad SW

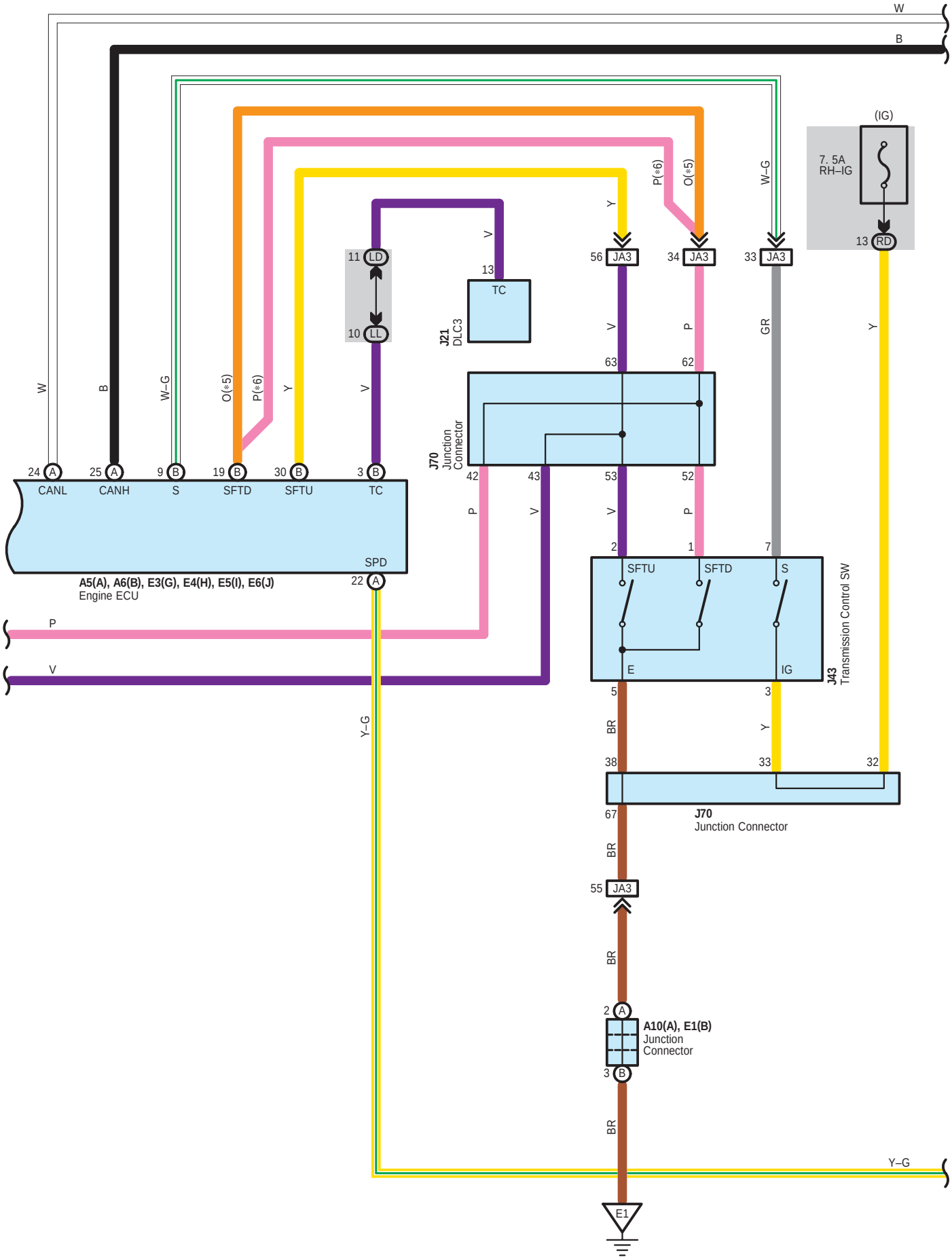
W
B
(IG)
7. 5A
RH–IG
13 RD
W–G
P(*6)
O(*5)
Y
V
11 LD
10 LL
13
TC
J21
DLC3
56 JA3
34 JA3
33 JA3
V
P
GR
Y
63
62
J70
Junction
Connector
42
43
53
52
P
V
V
P
24 A
25 A
9 B
19 B
30 B
3 B
CANL
CANH
S
SFTD
SFTU
TC
SPD
22 A
A5(A), A6(B), E3(G), E4(H), E5(I), E6(J)
Engine ECU
2
1
7
SFTU
SFTD
S
E
IG
J43
Transmission Control SW
5
3
BR
Y
38
33
32
67
J70
Junction Connector
BR
55 JA3
BR
2 A
A10(A), E1(B)
Junction
Connector
3 B
BR
Y–G
E1

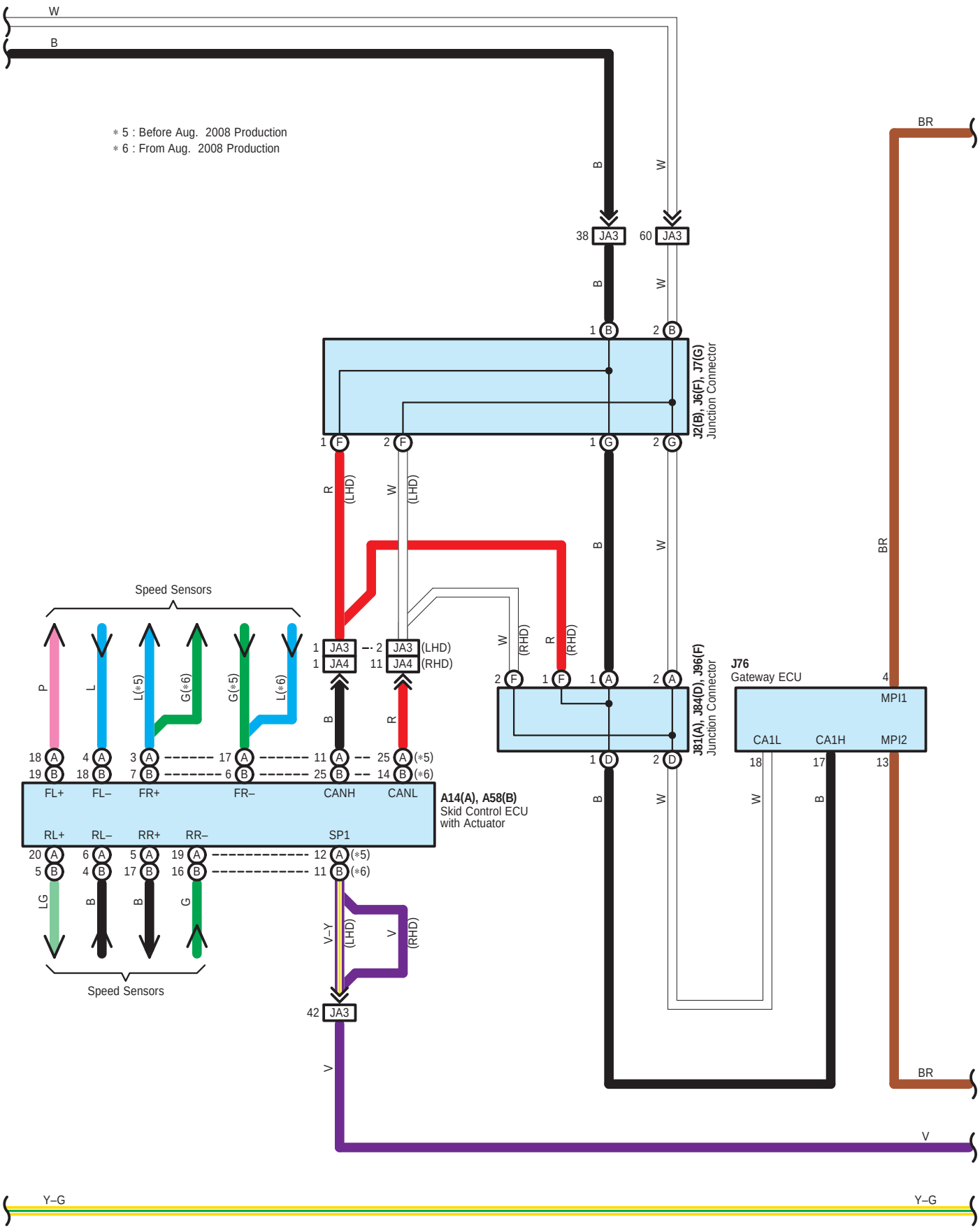
W
B
∗ 5 : Before Aug. 2008 Production
∗ 6 : From Aug. 2008 Production
38 JA3
60 JA3
J2(B), J6(F), J7(G)
Junction Connector
R (LHD)
W (LHD)
W (RHD)
R (RHD)
1 JA3
1 JA4
2 JA3 (LHD)
11 JA4 (RHD)
J81(A), J84(D), J96(F)
Junction Connector
J76
Gateway ECU
MPI1
CA1L
CA1H
MPI2
BR
Speed Sensors
P
L
L(∗5)
G(∗6)
G(∗5)
L(∗6)
FL+
FL–
FR+
FR–
CANH
CANL
RL+
RL–
RR+
RR–
SP1
A14(A), A58(B)
Skid Control ECU
with Actuator
LG
V–Y (LHD)
V (RHD)
42 JA3
V
Y–G

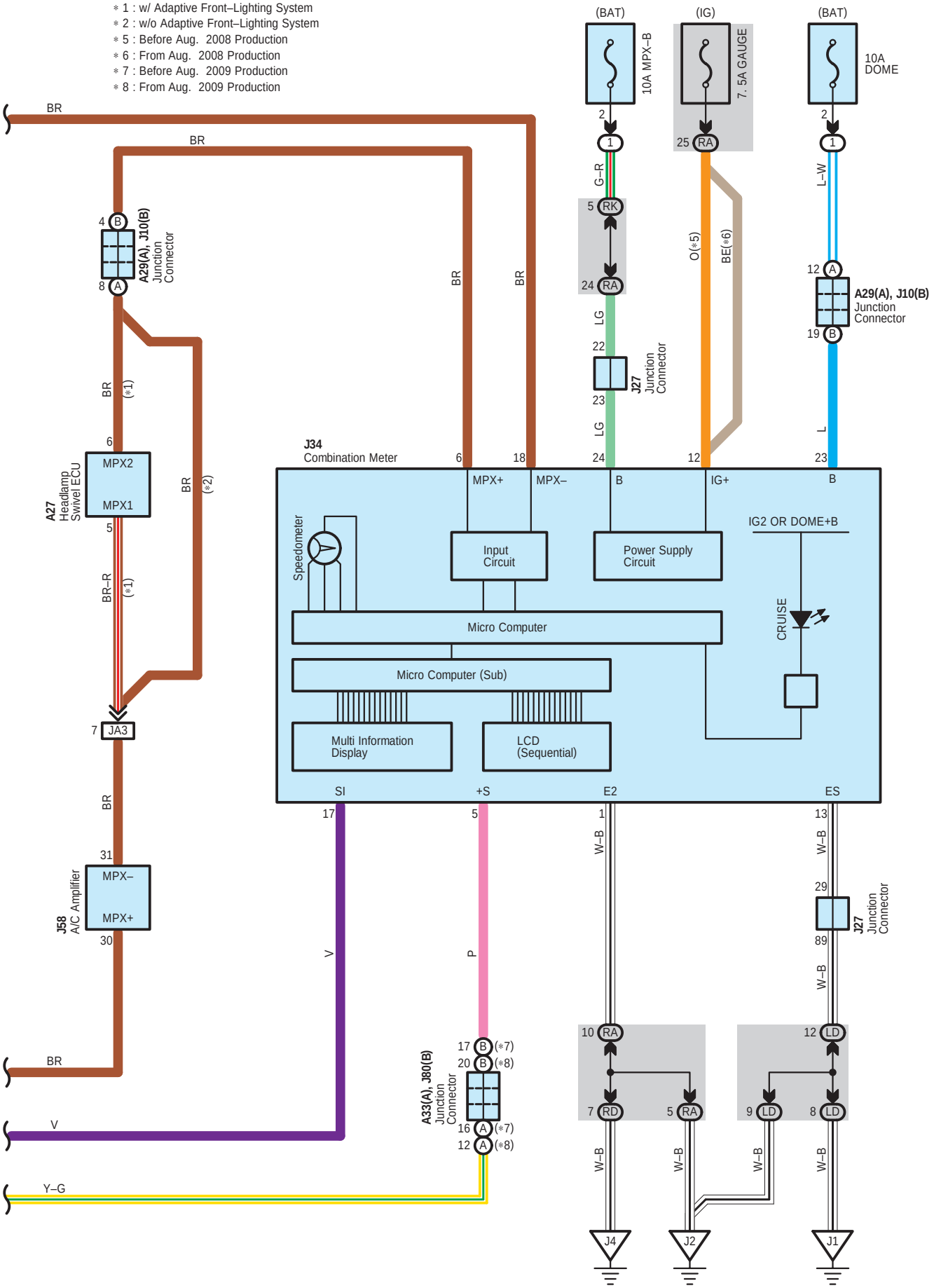
* 1 : w/ Adaptive Front–Lighting System
* 2 : w/o Adaptive Front–Lighting System
* 5 : Before Aug. 2008 Production
* 6 : From Aug. 2008 Production
* 7 : Before Aug. 2009 Production
* 8 : From Aug. 2009 Production
(BAT)
10A MPX–B
(IG)
7. 5A GAUGE
(BAT)
10A DOME
A29(A), J10(B) Junction Connector
A27 Headlamp Swivel ECU
MPX2
MPX1
J58 A/C Amplifier
MPX–
MPX+
JA3
J34 Combination Meter
MPX+
MPX–
B
IG+
B
Speedometer
Input Circuit
Power Supply Circuit
IG2 OR DOME+B
CRUISE
Micro Computer
Micro Computer (Sub)
Multi Information Display
LCD (Sequential)
SI
+S
E2
ES
J27 Junction Connector
A33(A), J80(B) Junction Connector
J4
J2
J1
BR
V
Y–G
G–R
LG
O(*5)
BE(*6)
L–W
L
BR–R
W–B
P

A 5
White

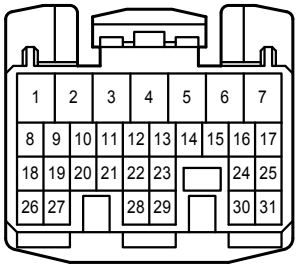

A 6
White

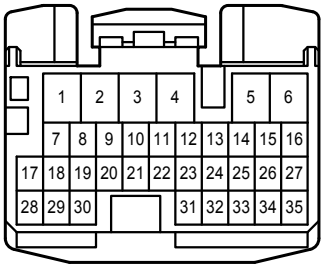

A 9
White

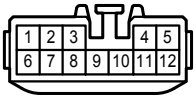

A 10
Gray

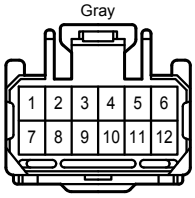

(3GR-FE, 2GR-FSE, 4GR-FSE)

A 10
White



(2AD-FHV, 2AD-FTV)

A 14
Black

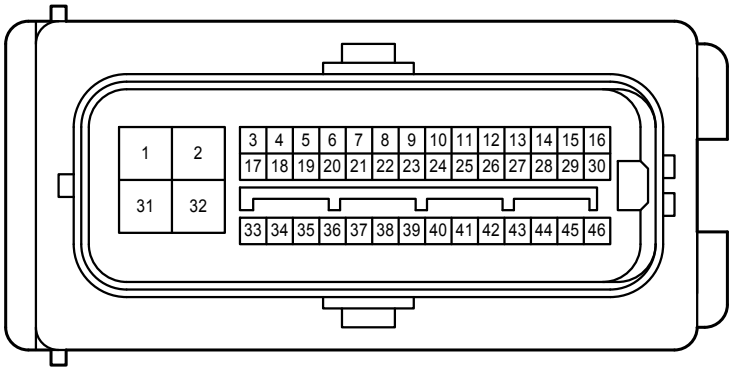

A 22
White

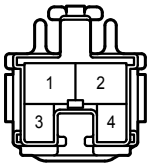

(Before Aug. 2007 Production)

A 22
Green

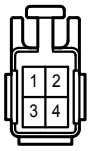

(From Aug. 2007 Production)

A 26
Black



A 27
White

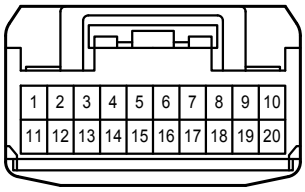

A 29
Blue

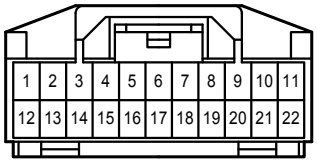

A 33
Blue

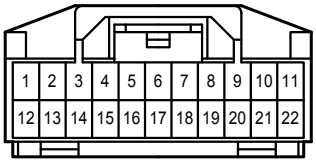

A 58
Black

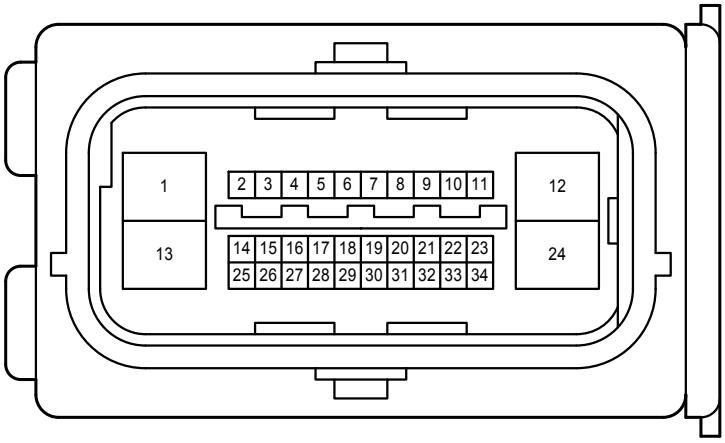

E 1
Gray



E 3
White

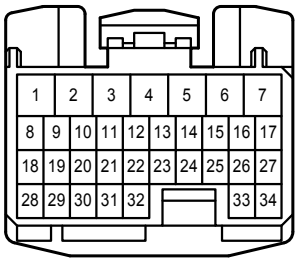

(4GR-FSE)

E 3
White

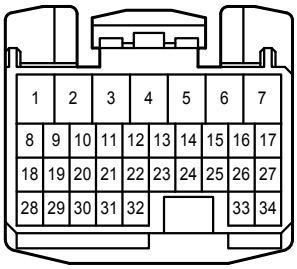

(2GR-FSE, 3GR-FE)

E 4
White

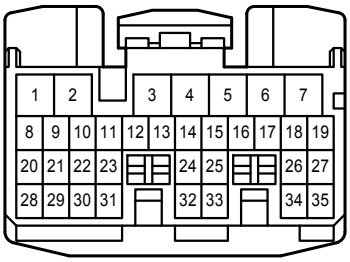

(4GR-FSE)

E 4
White

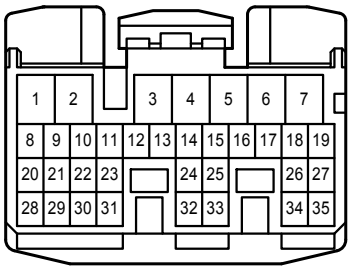

(2GR-FSE, 3GR-FE)

E 5
White

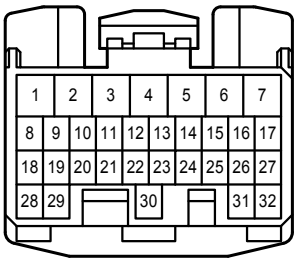

(4GR-FSE)

E 5
White

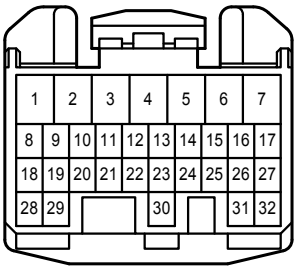

(2GR-FSE, 3GR-FE)

E 6
White

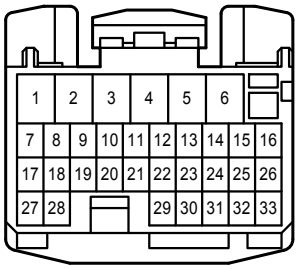

(4GR-FSE)

E 6
White

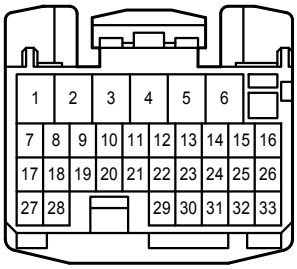

(2GR-FSE, 3GR-FE)

E 17
Black

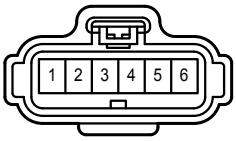

E 45
Gray

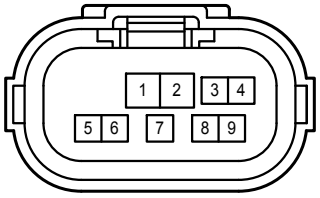

(2GR-FSE, 4GR-FSE)

E 45
Gray

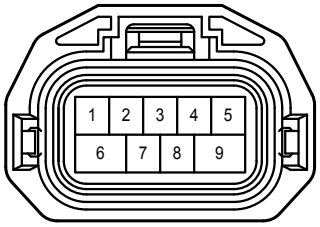

(3GR-FE)

E 47
Gray

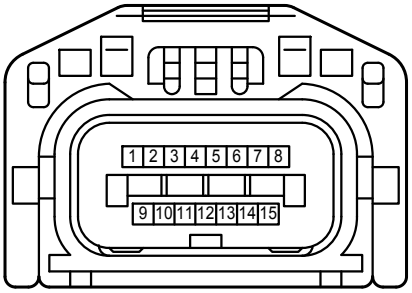

J 2
White

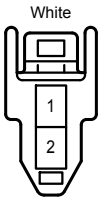

J 6
White

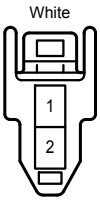

J 7
White

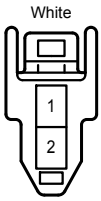

J 10
Blue

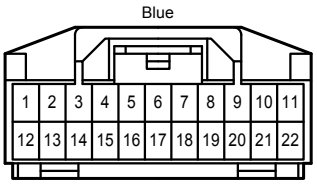

J 21
White

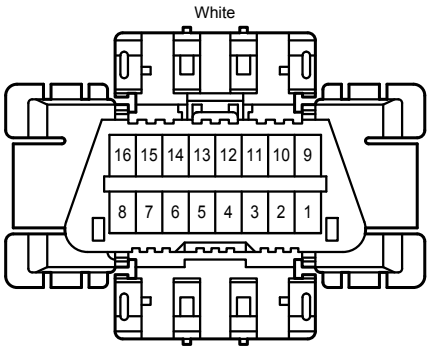

J 24
Black

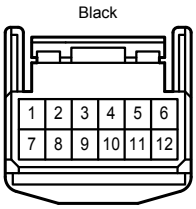

J 27
White

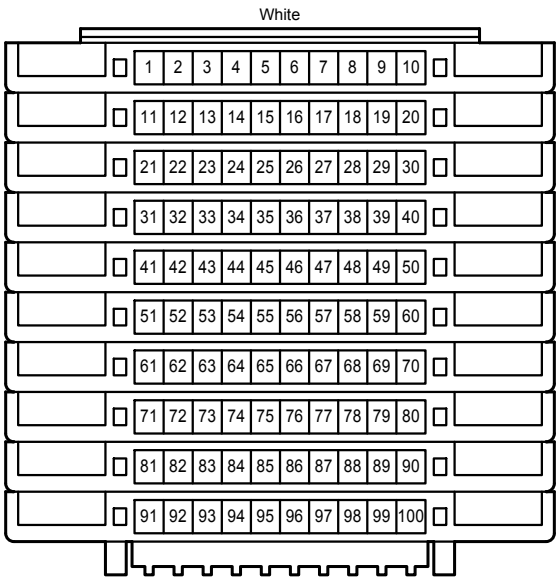

J 34
Black

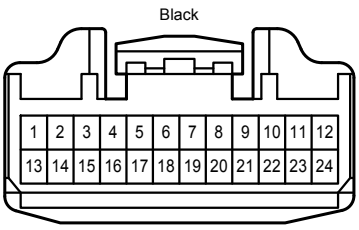

J 43
White

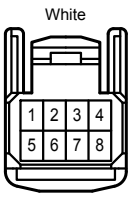

J 58
White

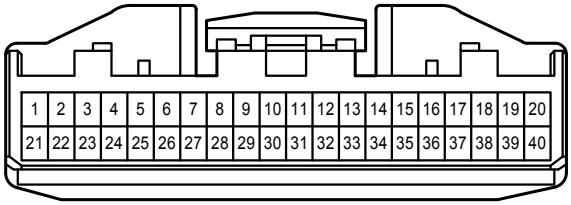

J 70
White

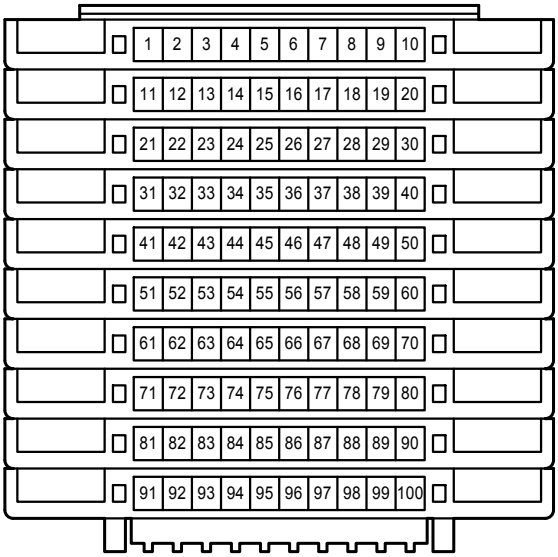

J 76
White

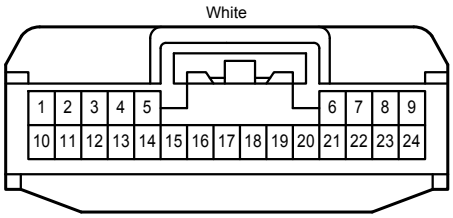

J 80
Blue

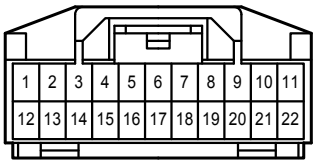

J 81
White

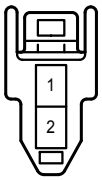

J 84
White

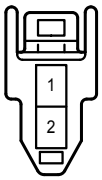

J 96
White

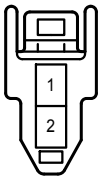

k 1
White

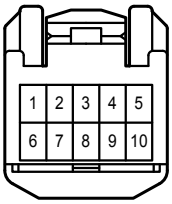

m 1
White

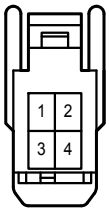

2A
White

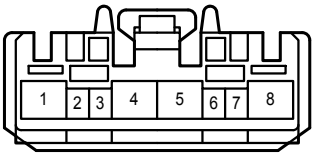

LD
White

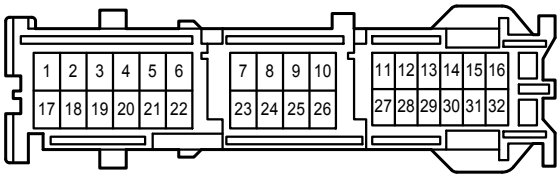

LK
Gray

LL
Gray

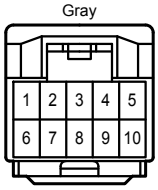

RA
White

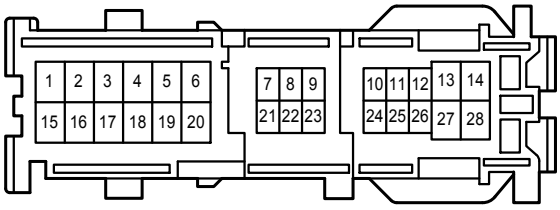

RD
White

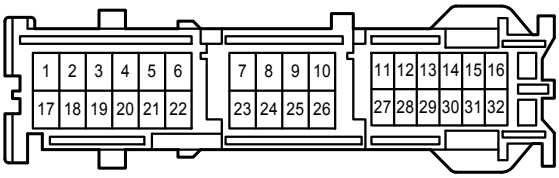

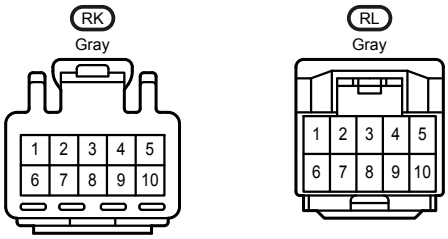
RK
Gray
1 2 3 4 5
6 7 8 9 10
RL
Gray
1 2 3 4 5
6 7 8 9 10

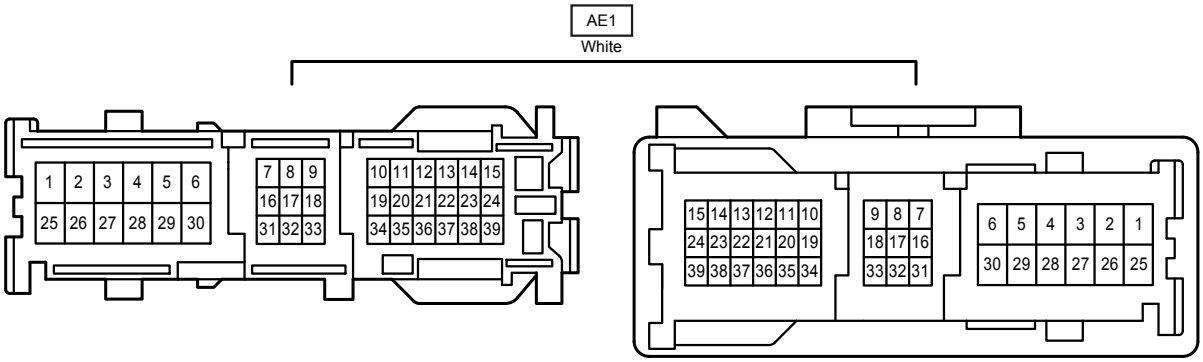
AE1
White
1 2 3 4 5 6
25 26 27 28 29 30
7 8 9
16 17 18
31 32 33
10 11 12 13 14 15
19 20 21 22 23 24
34 35 36 37 38 39
15 14 13 12 11 10
24 23 22 21 20 19
39 38 37 36 35 34
9 8 7
18 17 16
33 32 31
6 5 4 3 2 1
30 29 28 27 26 25

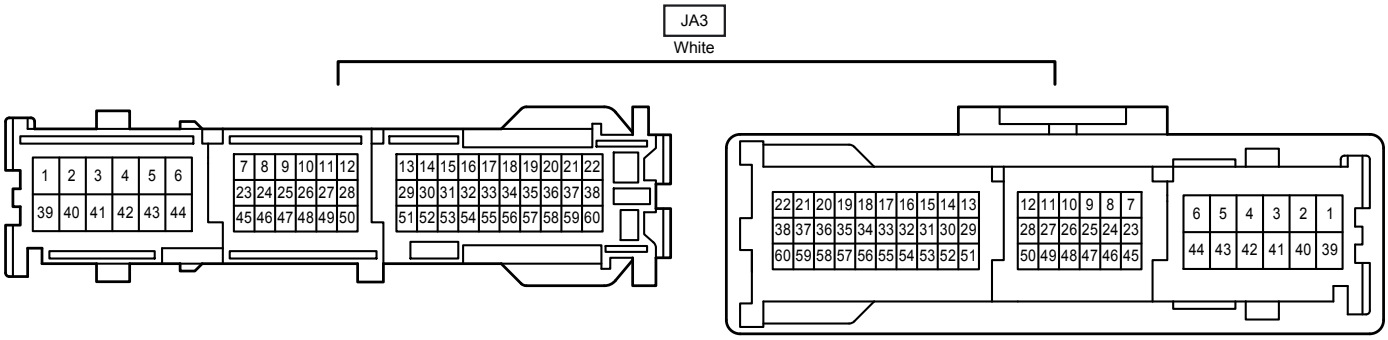
JA3
White
1 2 3 4 5 6
39 40 41 42 43 44
7 8 9 10 11 12
23 24 25 26 27 28
45 46 47 48 49 50
13 14 15 16 17 18 19 20 21 22
29 30 31 32 33 34 35 36 37 38
51 52 53 54 55 56 57 58 59 60
22 21 20 19 18 17 16 15 14 13
38 37 36 35 34 33 32 31 30 29
60 59 58 57 56 55 54 53 52 51
12 11 10 9 8 7
28 27 26 25 24 23
50 49 48 47 46 45
6 5 4 3 2 1
44 43 42 41 40 39

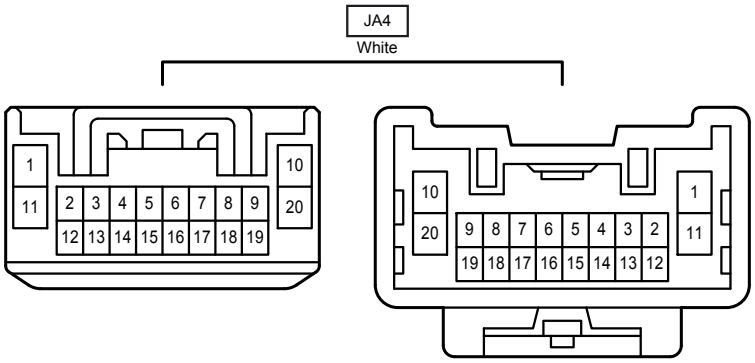
JA4
White
1
11
2 3 4 5 6 7 8 9
12 13 14 15 16 17 18 19
10
20
10
20
9 8 7 6 5 4 3 2
19 18 17 16 15 14 13 12
1
11